

**(12) STANDARD PATENT**  
**(19) AUSTRALIAN PATENT OFFICE**

(11) Application No. **AU 2007305432 B2**

- (54) Title  
**Method and apparatus for wireless transmit/receive unit operation in dedicated multimedia broadcast multicast services cells**
- (51) International Patent Classification(s)  
**H04L 12/56** (2006.01) **H04W 4/06** (2009.01)  
**H04W 48/12** (2009.01)
- (21) Application No: **2007305432** (22) Date of Filing: **2007.09.27**
- (87) WIPO No: **WO08/042225**
- (30) Priority Data
- (31) Number **60/827,551** (32) Date **2006.09.29** (33) Country **US**
- (43) Publication Date: **2008.04.10**  
(44) Accepted Journal Date: **2010.09.16**
- (71) Applicant(s)  
**InterDigital Technology Corporation**
- (72) Inventor(s)  
**Terry, Stephen E.;Chandra, Arty;Zhang, Guodong;Zeira, Eldad M.;Lu, Guang**
- (74) Agent / Attorney  
**Watermark Patent and Trade Marks Attorneys, Level 2 302 Burwood Road, Hawthorn, VIC, 3122**
- (56) Related Art  
**Samsung: "Reception Of The Paging On The MBMS Layer" (2006).  
DE 102004039155**

(19) World Intellectual Property Organization  
International Bureau



(43) International Publication Date  
10 April 2008 (10.04.2008)

PCT

(10) International Publication Number  
**WO 2008/042225 A3**

(51) International Patent Classification:  
*H04L 12/56* (2006.01)

H9B 1J4 (CA). **ZHANG, Guodong** [CN/US]; 490 Main Street, Apt. C8, Farmingdale, NY 11735 (US). **TERRY, Stephen, E.** [US/US]; 15 Summit Avenue, Northport, NY 11768 (US).

(21) International Application Number:  
PCT/US2007/020861

(74) Agent: **BALLARINI, Robert, J.**; Volpe And Koenig, P.C., United Plaza, Suite 1600, 30 S. 17th Street, Philadelphia, PA 19103 (US).

(22) International Filing Date:  
27 September 2007 (27.09.2007)

(25) Filing Language: English

(81) Designated States (unless otherwise indicated, for every kind of national protection available): AE, AG, AL, AM, AT, AU, AZ, BA, BB, BG, BH, BR, BW, BY, BZ, CA, CH, CN, CO, CR, CU, CZ, DE, DK, DM, DO, DZ, EC, EE, EG, ES, FI, GB, GD, GE, GH, GM, GT, HN, HR, HU, ID, IL, IN, IS, JP, KE, KG, KM, KN, KP, KR, KZ, LA, LC, LK, LR, LS, LT, LU, LY, MA, MD, ME, MG, MK, MN, MW, MX, MY, MZ, NA, NG, NI, NO, NZ, OM, PG, PH, PL, PT, RO, RS, RU, SC, SD, SE, SG, SK, SL, SM, SV, SY, TJ, TM, TN, TR, TT, TZ, UA, UG, US, UZ, VC, VN, ZA, ZM, ZW.

(26) Publication Language: English

(30) Priority Data:  
60/827,551 29 September 2006 (29.09.2006) US

(71) Applicant (for all designated States except US): **INTER-DIGITAL TECHNOLOGY CORPORATION** [US/US]; 3411 Silverside Road, Concord Plaza, Suite 105, Hagley Building, Wilmington, DE 19810 (US).

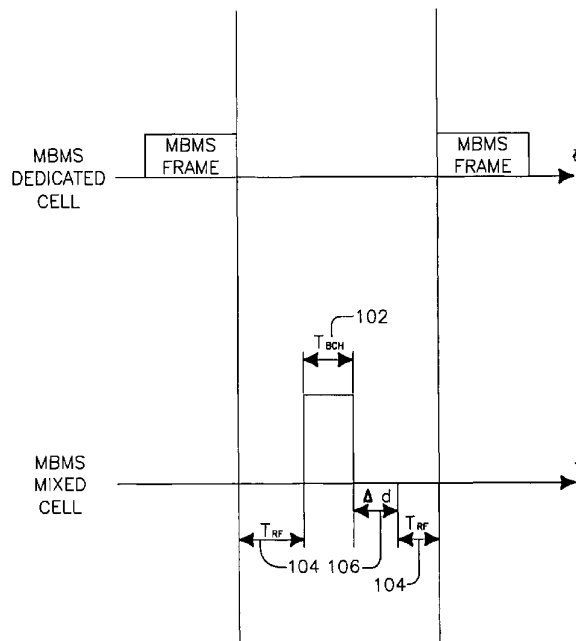
(72) Inventors; and

(84) Designated States (unless otherwise indicated, for every kind of regional protection available): ARIPO (BW, GH, GM, KE, LS, MW, MZ, NA, SD, SL, SZ, TZ, UG, ZM, ZW), Eurasian (AM, AZ, BY, KG, KZ, MD, RU, TJ, TM), European (AT, BE, BG, CH, CY, CZ, DE, DK, EE, ES, FI, FR, GB, GR, HU, IE, IS, IT, LT, LU, LV, MC, MT, NL, PL,

(75) Inventors/Applicants (for US only): **CHANDRA, Arty** [IN/US]; 31 Jeffrey Place, Manhasset Hills, NY 11040 (US). **ZEIRA, Eldad, M.** [US/US]; 106 East Neck Road, Huntington, NY 11743 (US). **LU, Guang** [CA/CA]; 17 Coolbrooke Street, Dollard-des-ormeaux, Québec

[Continued on next page]

(54) Title: METHOD AND APPARATUS FOR WIRELESS TRANSMIT/RECEIVE UNIT OPERATION IN DEDICATED MULTIMEDIA BROADCAST MULTICAST SERVICES CELLS



(57) Abstract: A method for transmitting multimedia broadcast multicast services (MBMS) in an MBMS dedicated cell. The method includes a wireless transmit/receive unit (WTRU) receiving a broadcast channel (BCH), wherein the BCH includes cell information.



WO 2008/042225 A3



PT, RO, SE, SI, SK, TR), OAPI (BF, BJ, CF, CG, CI, CM, GA, GN, GQ, GW, ML, MR, NE, SN, TD, TG).

— *before the expiration of the time limit for amending the claims and to be republished in the event of receipt of amendments*

**Published:**

— *with international search report*

**(88) Date of publication of the international search report:**

25 September 2008

[0001]                   METHOD AND APPARATUS FOR WIRELESS  
TRANSMIT/RECEIVE UNIT OPERATION IN DEDICATED  
MULTIMEDIA BROADCAST MULTICAST SERVICES CELLS

[0002]                   FIELD OF INVENTION

[0003]           In general, wireless transmit receive unit (WTRU) operation in a Multimedia Broadcast Multicast Services (MBMS) dedicated cell in an Evolved Universal Terrestrial Radio Access (UTRA) (E-UTRA) systems is disclosed. More particularly, downlink and uplink communication for a WTRU in an MBMS dedicated cell is disclosed.

[0004]                   BACKGROUND

[0005]           The Third Generation Partnership Project (3GPP) is an industry group working to improve world-wide wireless communication. Its Long Term Evolution (LTE) project is looking to set standards and guidelines to improve wireless communication systems in the near and long-term future. In order to further improve MBMS as an efficient mechanism to reliably distribute multimedia content over E-UTRA networks to subscribers, dedicated MBMS cells are considered in the 3GPP LTE standardization effort. Dedicated MBMS cells are those cells in which only MBMS is supported in the downlink. No uplink unicast services are supported in a dedicated MBMS cell.

[0006]           Although MBMS architecture is generally supported in the Universal Mobile Telecommunication System (UMTS) release 6, dedicated MBMS cells are not supported. It would be desirable to have a method and apparatus to support WTRU operation for an MBMS dedicated cell that is compliant with UMTS release 6.

[0007]                   SUMMARY

[0008]           A method and apparatus for wireless communication in a dedicated MBMS cell is disclosed. A WTRU may receive a broadcast channel (BCH) while

the WTRU is camped on an MBMS dedicated cell. The BCH preferably includes cell information. WTRUs camped on a particular MBMS dedicated cell may align measurement gaps. The WTRU may receive control frames such that the control frames are piggybacked onto data frames. The WTRU may transmit in an uplink channel in a mixed MBMS cell.

In one aspect the present invention provides a network node, including:

a processor configured to determine a broadcast channel (BCH) common measurement gap and a paging channel (PCH) common measurement gap for use by a plurality of wireless transmit receive units (WTRUs) in a Multimedia Broadcast Multicast Services (MBMS) dedicated cell and a mixed use cell, and to assign the BCH common measurement gap and the PCH measurement gap to the plurality of the WTRUs; and

a transmitter configured to transmit the BCH common measurement gap and the PCH common measurement gap to the plurality of the WTRUs.

In another aspect the present invention provides a method for a network node, the method including:

determining a broadcast channel (BCH) common measurement gap and a paging channel (PCH) common measurement gap for use by a plurality of wireless transmit receive units (WTRUs) in a Multimedia Broadcast Multicast Services (MBMS) dedicated cell and a mixed use cell;

assigning the BCH common measurement gap and the PCH measurement gap to the plurality of the WTRUs; and

transmitting the BCH common measurement gap and the PCH common measurement gap to the plurality of the WTRUs.

## **BRIEF DESCRIPTION OF THE DRAWINGS**

A more detailed understanding of the invention may be had from the following description of a preferred embodiment, given by way of example and to be understood in conjunction with the accompanying drawings wherein:

Figure 1 shows a BCH common measurement gap in accordance with one embodiment;

Figure 2 shows a paging channel (PCH) common measurement gap in accordance with another embodiment;

Figure 3 shows a PCH common measurement gap for discontinuous reception in an MBMS dedicated cell in accordance with an alternative embodiment;

5 Figure 4 shows a series of data frames and control frames in accordance with another alternative embodiment;

Figure 5 shows data frames and piggybacked indicator frames in an MBMS signal in accordance with another alternative embodiment; and

Figure 6 shows data frames with piggybacked control frames in an MBMS signal according another alternative embodiment.

## 10 DETAILED DESCRIPTION

When referred to hereafter, the terminology "wireless transmit/receive unit (WTRU)" includes but is not limited to a user equipment (UE), a mobile station, a fixed or mobile subscriber unit, a pager, a cellular telephone, a personal digital assistant (PDA), a computer, or any other type of user device capable of  
15 operating in a wireless environment. When referred to hereafter, the terminology "base station" includes but is not limited to a Node-B,

a site controller, an access point (AP), or any other type of interfacing device capable of operating in a wireless environment.

[0019]        SINGLE RECEIVER WTRU

[0020]        A WTRU may include a single receiver that has bandwidth capability allowing for reception of one MBMS dedicated cell or one MBMS mixed cell at a time. In order that the single receiver WTRU function properly, the WTRU should receive cell specific information from a BCH in an MBMS dedicated cell. The cell specific information may include an indication of the time and frequency positions of the MBMS control channel (MCCH) and carry the MBMS system frame number. The cell specific information may also include an identifier (ID) for single frequency network (SFN) operation.

[0021]        The BCH in the MBMS dedicated cell may also carry neighboring cell information. This may include, but is not limited to, cells to which the WTRU can transmit non-synchronized random access data and cells from which the WTRU may receive a paging channel if the paging is not transmitted in the MBMS dedicated cell. The neighboring cell information may also include cells to which the WTRU can transmit a paging response and other cell information, such as random access channel (RACH) related information and downlink timing information. The BCH may be combined with the MCCH into one channel.

[0022]        It is preferable that the paging channel (PCH) is carried in the MBMS dedicated cell in order to reduce measurement and reception gaps and the resulting interruption to MBMS reception. However, it would be preferable that the paging response RACH is sent in an MBMS mixed cell.

[0023]        In addition to normal paging information, information from other cells may be carried, such as random access channel (RACH) related information and downlink timing information. The information may be sent jointly with information carried on the BCH or sent alone if no RACH and downlink timing related information is carried on the BCH. The information may allow the WTRU to spend a maximum amount of time on MBMS reception, thus minimizing MBMS interruption time and battery consumption.

[0024] A paging indicator may be carried as part of the physical paging channel or carried on the MCCH. Furthermore, although the physical PCH may be carried separately from the MCCH, it can also be incorporated into the MCCH.

[0025] In order to maintain normal operation in an E-UTRA system, a WTRU preferably performs signal strength measurements on a regular basis. However, typical MBMS dedicated cells do not broadcast the information required for a WTRU to perform proper measurements. Therefore, in order for a WTRU camped on an MBMS dedicated cell to perform these measurements, it preferably retunes its receiver to other cells that are not dedicated MBMS. The measurement may include cell search, reception of the BCH, PCH and paging. The time during which a WTRU is performing measurement is referred to as a measurement gap, although it may be used for measurement and channel reception.

[0026] During inter-frequency or inter-radio access technology (RAT) measurement gaps, the WTRU is unable to receive MBMS data. Therefore, in order to increase WTRU performance, measurement gaps should be minimized or controlled within a range.

[0027] Measurement gaps may be controlled by having all the WTRUs in a cell retune and receive measurements at the same time. A MBMS scheduling entity may obtain frame timing information and BCH timing for neighboring cells. The MBMS scheduling entity may then schedule common measurement gaps for all WTRUs camped on the MBMS dedicated cell so that the WTRUs receive the BCH of a neighboring cell. Although the actual BCH timing for each WTRU will be different, the difference in time is small compared to frame length.

[0028] Figure 1 shows a BCH common measurement gap 100 in accordance with one embodiment.  $T_{BCH}$  102 is the BCH timing at a Node B, and  $T_{RF}$  104 is the time to retune the RF receiver in a WTRU from one carrier to another.  $\Delta_d$  106 denotes the maximum propagation delay, which depends on cell radius. As shown in Figure 1, the common measurement gap starts at  $T_{RF}$  104 before the BCH at the Node B and ends  $\Delta_d$  106 plus  $T_{RF}$  104 after BCH at the Node B. The Node B sets each WTRU in the cell to use this measurement gap. Basing the

measurement gap on the Node B, rather than the individual WTRUs in the cell, creates a BCH common measurement gap 100 that reduces the interruption to MBMS reception at the MBMS dedicated carrier. Other measurements may be used to create common measurement gaps. The measurements include, but are not limited to, downlink synchronization channels and pilot signals in neighboring cells.

[0029] Figure 2 shows a paging channel (PCH) common measurement gap 200 in accordance with another embodiment. As shown in Figure 2, the PCH common measurement gap 200 starts at  $T_{RF}$  204 before the PCH at the Node B and ends  $\Delta_d$  206 plus  $T_{RF}$  204 after PCH at the Node B. The Node B sets each WTRU in the cell to use the PCH common measurement gap 200. Basing the measurement gap on the Node B, rather than the individual WTRUs in the cell, creates a common measurement gap that reduces the interruption to MBMS reception at the MBMS dedicated carrier. A short inter-frequency PCH measurement gap is utilized to minimize the interruption to MBMS reception at the MBMS dedicated carrier.

[0030] A Node B may adjust the discontinuous reception (DRX) cycle of each WTRU and align wakeup times of all WTRUs that are listening for paging and subscribing to the same MBMS channel. A WTRU may transmit to a non-MBMS Node B its MBMS reception timing information which may include, but is not limited to, the timing for information elements in the BCH, MCCH and a data channel. Figure 3 shows a PCH common measurement gap for discontinuous reception in an MBMS dedicated cell in accordance with an alternative embodiment. WTRU1 304 and WTRU2 306 both are listening to an MBMS mixed cell 302 in order to receive a PCH for measurement purposes. PCH1 310 for WTRU1 304 is broadcast at time  $T_{PCHW1}$  308. PCH2 312 for WTRU2 304 is at  $T_{PCHW2}$  314. PCH1 310 may be shifted by  $T_1$  316 and PCH2 312 may be shifted by time  $T_2$  318 so that PCH1 310 and PCH2 312 are both broadcast at  $T_{PCHGR}$  320. The new, single PCH for both WTRU1 304 and WTRU2 306 is now PCHGR 322.

[0031] DRX periods may be grouped by the network. The channel to which the WTRU is listening in the dedicated cell preferably is known or transmitted to the network, so that the network may schedule the DRX period of the WTRU such that it will not overlap its dedicated cell MBMS channel and related control transmission times.

[0032] A WTRU may make measurements while camped in a dedicated MBMS cell without the use of a measurement gap. Although an MBMS dedicated cell may be transmitting continuously, many channels are transmitted periodically. Therefore, the transmission time of any one channel may be short. A WTRU may listen to at least one or, alternatively, a small number of channels. Therefore, the WTRU may listen during the transmission time of these channels as well as during the transmission times of channels used to carry scheduling and other control information necessary in the MBMS dedicated cell. For a WTRU camped on an MBMS dedicated cell, inter-frequency measurements of a synchronization channel, the BCH, and pilot signals may be performed while the WTRU is not listening to its MBMS channels. No measurement gap may be necessary

[0033] Paging may be scheduled in a pseudo-random manner that is known to both a WTRU and a network. Due to the pseudo-random nature of the schedule, it is probable that overlap events will be independent. An overlap event occurs when the paging time for a WTRU overlaps with the transmission time for its MBMS channel. A WTRU may give priority to MBMS transmissions, which may result in some paging loss. Alternatively, the WTRU may give priority to the paging, which may result in some loss of the MBMS signal. A determination of how priority is distributed may be performed by the WTRU, the network, or by a predetermined or dynamic rule. Alternatively, the MBMS may be scheduled in semi-random manner regardless of the paging. Whichever signal is given priority, when switching to the mixed cell for the paging, the WTRU may listen for a paging indicator channel, the paging channel, or both.

[0034] A WTRU camped on an MBMS dedicated cell preferably transmits in the uplink of the appropriate MBMS mixed cell when the WTRU has uplink

data to transmit and when the WTRU needs to respond to paging. The WTRU also may transmit in the uplink when the WTRU has feedback for MBMS and when the WTRU performs a UTRAN registration area (URA) update. In the URA, the WTRU may include information such as system frame number ID, MBMS dedicated cell ID, MBMS timing information, and the like.

[0035] For uplink transmissions, the WTRU may use a non-synchronized random access channel in an MBMS mixed cell. If the PCH is not carried in the MBMS dedicated cell, the WTRU may continuously perform a non-initial cell search to acquire any downlink timing of neighboring cells.

[0036] A WTRU may acquire RACH information from continuous reading of the BCH of the MBMS mixed cell. The WTRU can then access the uplink of the MBMS mixed cell immediately. This is achieved at the cost of long measurement gaps.

[0037] A WTRU may acquire RACH related information through the BCH and/or PCH of the MBMS dedicated cell. The WTRU may also access the uplink of the MBMS mixed cell immediately. This is achieved at the potential cost of large BCH and PCH payloads.

[0038] A WTRU may acquire RACH related information of neighboring MBMS mixed cell only after it is paged. The measurement gaps may be minimized but at a potential cost of a large delay in uplink transmission.

[0039] A WTRU may start to acquire RACH related information of a neighboring MBMS mixed cell at a proper time before it listens for a PCH. The WTRU knows its DRX cycle. If the WTRU is paged, then RACH related information has already been obtained and RACH transmission can be performed immediately. The measurement gaps may be minimized without a large delay in uplink transmission.

[0040] DUAL RECEIVER WTRU

[0041] A WTRU may have a dual receiver. Dual receiver capability may allow the WTRU to receive an MBMS dedicated carrier and a mixed carrier at the same time. A WTRU with a dual receiver can camp on both carriers. Dual receiver capability may also allow the WTRU to transmit while receiving MBMS

data. The WTRU capabilities may be known by a network through signaling. If the WTRU is incapable of dual reception or transmission with simultaneous reception, an E-UTRA network may use MBMS dedicated timing information similar to the timing information used for a single receiver unit, in order to schedule downlink events that generate RACH accesses in order to minimize MBMS interruption.

[0042] A dual receiver configuration also allows the WTRU flexibility in terms of measurement gap control. However, this comes at a cost of a more expensive receiver and higher RF power consumption. The trade-off between the number or length of measurement gaps and RF power consumption may, however, be balanced.

[0043] In order to maintain proper MBMS reception, a threshold may be set for a number of sub-frames that may be allocated for measurement gaps. One receiver remains active as long as a number of measurement gaps are less than the threshold. Therefore, it is preferable that the PCH is carried in the MBMS dedicated carrier because it does not require the receiver to retune, which is time-consuming. When the number of required measurement gaps exceeds the threshold, the second receiver is turned on to perform the measurements.

[0044] MBMS control information in separate control frames may be transmitted with data over the MBMS traffic channel (MTCH). To differentiate control and data, an indication frame may be included. This frame can be short and may contain an indication that the next few frames are control frames and a number of control frames following the indication. Alternatively, control information may be piggybacked with data frames.

[0045] Figure 4 shows a series of data frames and control frames in accordance with another alternative embodiment. MBMS data frames 402 are broadcast in the MTCH. Following the MBMS data frames 402 is a control indicator frame 404 that indicates that the frame following the indicator frame 404 is a control frame. MBMS control frames 406 follow the indicator frame 404.

[0046] Figure 5 shows data frames and piggybacked indicator frames in an MBMS signal in accordance with another alternative embodiment. MBMS data frames 502 are broadcast in the MTCH. A control indicator 504 is piggybacked onto a control frame 506. The control indicator 504 indicates that the frame on which the control indicator 504 is piggybacked is an MBMS control frame 504.

[0047] Figure 6 shows data frames with piggybacked control frames in an MBMS signal according another alternative embodiment. MBMS data frames 602 are broadcast in the MTCH. An MBMS control frame 604 is piggybacked onto an MBMS data frame 602. No control indicator is broadcast in the signal. The broadcast control channel (BCCH) should indicate to the WTRU to decode the data frames over MTCH for MBMS control information.

[0048] The MBMS control information sent over the MTCH may contain MBMS service notification, MBMS scheduling information, MBMS critical and non-critical change information, and/or an MBMS service ID.

[0049] The BCCH in the MBMS cell may carry information regarding where the WTRU should listen for MBMS control and data. The BCCH may contain an indication to monitor MTCH only for MBMS control information if there is no separate MBMS control channel in the cell and an indication to monitor MTCH for MBMS control information after a WTRU starts to receive MBMS data when MCCH is also used for initial MBMS control information, such as notification. The BCCH may also contain an MBMS service ID if various MBMS services are carried differently.

[0050] A WTRU may only need to get the information from BCCH when it camps on the cell. Once the WTRU joins the MBMS service, the MBMS control information preferably is carried over MTCH or MCCH. This method may reduce WTRU battery consumption as the WTRU does not need to frequently monitor control channels. This method may also decrease the transmission frequency of MCCH.

[0051] EMBODIMENTS

[0052] 1. A method for transmitting multimedia broadcast multicast services (MBMS) in an MBMS dedicated cell, the method comprising a wireless

transmit/receive unit (WTRU) receiving a broadcast channel (BCH), wherein the BCH comprises information regarding the MBMS dedicated cell.

[0053] 2. The method as in embodiment 1 wherein the information comprises a plurality of cell specific information and a plurality of neighbor cell information.

[0054] 3. The method as in embodiment 2 wherein the cell specific information comprises at least one of: an MBMS control channel (MCCH) time indication, a MCCH frequency indication, and a system frame number identifier.

[0055] 4. The method as in embodiment 2 or 3 wherein the neighbor cell information comprises at least one of: an indication of cells permitting non-synchronized random access transmissions, an indication of cells utilizing paging channels, an indication of cells where a WTRU may transmit a paging response, random access channel (RACH) information, and downlink timing information.

[0056] 5. The method as in any one of embodiments 1-4 further comprising the WTRU receiving a paging channel (PCH), wherein the PCH comprises at least one of: RACH related information for neighboring cells, downlink timing information for neighboring cells, and a paging indicator.

[0057] 6. A method of operating a plurality of wireless transmit/receive units (WTRUs) in a multimedia broadcast multicast services (MBMS) cell, the method comprising coordinating a common measurement gap for each of the plurality of WTRUs.

[0058] 7. The method as in embodiment 6 further comprising the WTRU receiving information of frame timing and BCH timing for neighboring cells.

[0059] 8. The method as in embodiment 6 or 7 further comprising the WTRU scheduling a common measurement based on the frame timing and BCH timing for neighboring cells.

[0060] 9. The method as in embodiment 7 or 8 further comprising the WTRU receiving the information of frame timing and BCH timing for neighboring cells from an MBMS scheduling entity.

[0061] 10. The method as in any one of embodiments 6-9 further comprising the WTRU transmitting uplink data in the MBMS cell, wherein the uplink data comprises at least one of: uplink data, a paging response, MBMS feedback, a UMTS registration area (URA) update, a system frame number identification, and an MBMS cell identification.

[0062] 11. The method as in embodiment 10 further comprising the WTRU transmitting uplink data on a non-synchronized random access channel (RACH).

[0063] 12. The method as in embodiment 10 or 11 further comprising the WTRU acquiring RACH related information from the BCH of the MBMS cell.

[0064] 13. The method as in any one of embodiments 10-12 further comprising the WTRU acquiring RACH related information from the PCH of the MBMS cell.

[0065] 14. The method as in any one of embodiments 10-12 further comprising the WTRU acquiring RACH related information from neighboring cells after the WTRU is paged.

[0066] 15. The method as in any one of embodiments 10-12 further comprising the WTRU acquiring RACH related information from a neighboring MBMS cell immediately before receiving a PCH.

[0067] 16. A method of operating a wireless transmit/receive unit (WTRU) in a multimedia broadcast multicast services (MBMS) cell, the method comprising receiving, at the WTRU, a plurality of data frames, a plurality of indicator frames and a plurality of control frames, wherein the indicator frames indicate a transmission of the control frames.

[0068] 17. The method as in embodiment 16 further comprising the WTRU receiving MBMS control information with data over an MBMS traffic channel (MTCH).

[0069] 18. The method as in embodiment 16 or 17 wherein the indicator frame includes at least one of: an indication that the next n frames are control frames, and a number of control frames following the indication control frame.

[0070] 19. A wireless transmit/receive unit (WTRU) configured to operate in a wireless multimedia broadcast multicast services (MBMS) cell wherein the WTRU is further configured to receive a signal for measurement.

[0071] 20. The WTRU as in embodiment 19 wherein the WTRU is further configured to adjust a measurement gap to match the signal for measurement.

[0072] 21. The WTRU as in embodiment 19 or 20 comprising a receiver.

[0073] 22. The WTRU as in embodiment 19 or 20 comprising a first receiver configured to receive an MBMS dedicated carrier.

[0074] 23. The WTRU as in embodiment 22 comprising a second receiver configured to receive a second carrier.

[0075] 24. The WTRU as in embodiment 23 wherein the second receiver is configured to perform common measurements while the first receiver communicates in a dedicated MBMS cell.

[0076] 25. The WTRU as in embodiment 23 or 24 wherein the WTRU is configured to perform measurements using the first receiver; and perform measurements using the second receiver when the number of measurements required exceeds a predetermined threshold.

[0077] 26. The WTRU as in embodiment 23, 24 or 25 configured to receive a BCH or a pilot channel when the WTRU is not receiving an MBMS channel.

[0078] 27. A node-B configured to operate in a wireless multimedia broadcast multicast services (MBMS) cell wherein the node-B is further configured to transmit a common signal for measurement by plurality of WTRUs in the MBMS cell transmitting a common PCH for a group of WTRUs.

[0079] 28. The node-B as in embodiment 27 wherein the node-B is further configured to adjust the discontinuous reception (DRX) of each WTRU so that each WTRU receives the common PCH.

[0080] 29. The node-B as in embodiment 28 wherein the node-B is further configured to transmit a plurality of channels including a BCH, a pilot channel (PCH), and an MBMS channel.

[0081] Although the features and elements are described in the preferred embodiments in particular combinations, each feature or element can be used alone without the other features and elements of the preferred embodiments or in various combinations with or without other features and elements. The methods or flow charts provided may be implemented in a computer program, software, or firmware tangibly embodied in a computer-readable storage medium for execution by a general purpose computer or a processor. Examples of computer-readable storage mediums include a read only memory (ROM), a random access memory (RAM), a register, cache memory, semiconductor memory devices, magnetic media such as internal hard disks and removable disks, magneto-optical media, and optical media such as CD-ROM disks, and digital versatile disks (DVDs).

[0082] Suitable processors include, by way of example, a general purpose processor, a special purpose processor, a conventional processor, a digital signal processor (DSP), a plurality of microprocessors, one or more microprocessors in association with a DSP core, a controller, a microcontroller, Application Specific Integrated Circuits (ASICs), Field Programmable Gate Arrays (FPGAs) circuits, any other type of integrated circuit (IC), and/or a state machine.

[0083] A processor in association with software may be used to implement a radio frequency transceiver for use in a wireless transmit receive unit (WTRU), user equipment (UE), terminal, base station, radio network controller (RNC), or any host computer. The WTRU may be used in conjunction with modules, implemented in hardware and/or software, such as a camera, a video camera module, a videophone, a speakerphone, a vibration device, a speaker, a microphone, a television transceiver, a hands free headset, a keyboard, a Bluetooth® module, a frequency modulated (FM) radio unit, a liquid crystal display (LCD) display unit, an organic light-emitting diode (OLED) display unit, a digital music player, a media player, a video game player module, an Internet browser, and/or any wireless local area network (WLAN) module.

\* \* \*

THE CLAIMS DEFINING THE INVENTION ARE AS FOLLOWS:

1. A network node, including:
  - a processor configured to determine a broadcast channel (BCH) common measurement gap and a paging channel (PCH) common measurement gap for use by a plurality of wireless transmit receive units (WTRUs) in a Multimedia Broadcast Multicast Services (MBMS) dedicated cell and a mixed use cell, and to assign the BCH common measurement gap and the PCH measurement gap to the plurality of the WTRUs; and
  - a transmitter configured to transmit the BCH common measurement gap and the PCH common measurement gap to the plurality of the WTRUs.
2. The network node as in claim 26, wherein the processor further configured to adjust a discontinuous reception (DRX) period of the plurality of the WTRUs.
3. The network node as in claim 26, the processor further configured to perform a priority distribution for scheduling a paging.
4. The network node as in claim 26, the processor further configured to schedule a discontinuous reception (DRX) period so that the dedicated cell MBMS channel and related transmission timing are not overlapped.
5. The network node as in claim 26, wherein the network node is a base station.
6. The network node as in claim 26, wherein the network node is a radio network controller (RNC).
7. A method for a network node, the method including:
  - determining a broadcast channel (BCH) common measurement gap and a paging channel (PCH) common measurement gap for use by a plurality of wireless transmit receive units (WTRUs) in a Multimedia Broadcast Multicast Services (MBMS) dedicated cell and a mixed use cell;

assigning the BCH common measurement gap and the PCH measurement gap to the plurality of the WTRUs; and

transmitting the BCH common measurement gap and the PCH common measurement gap to the plurality of the WTRUs.

5 8. The method as in claim 31, further including:  
adjusting a discontinuous reception (DRX) period of the plurality of the WTRUs.

9. The method as in claim 31, further including:  
performing a priority distribution for scheduling a paging.

10 10. The method as in claim 31, further including:  
scheduling a discontinuous reception (DRX) period so that the dedicated cell MBMS channel and related transmission timing are not overlapped.

11. The method as in claim 31, wherein the method is for a base station.

12. The method as in claim 31, wherein the method is for a radio network  
15 controller (RNC).

13. The network node as in claim 1, and substantially as hereinbefore described with reference to the accompanying figures.

14. The method as in claim 7 and further as hereinbefore described with reference to the accompanying figures.

20

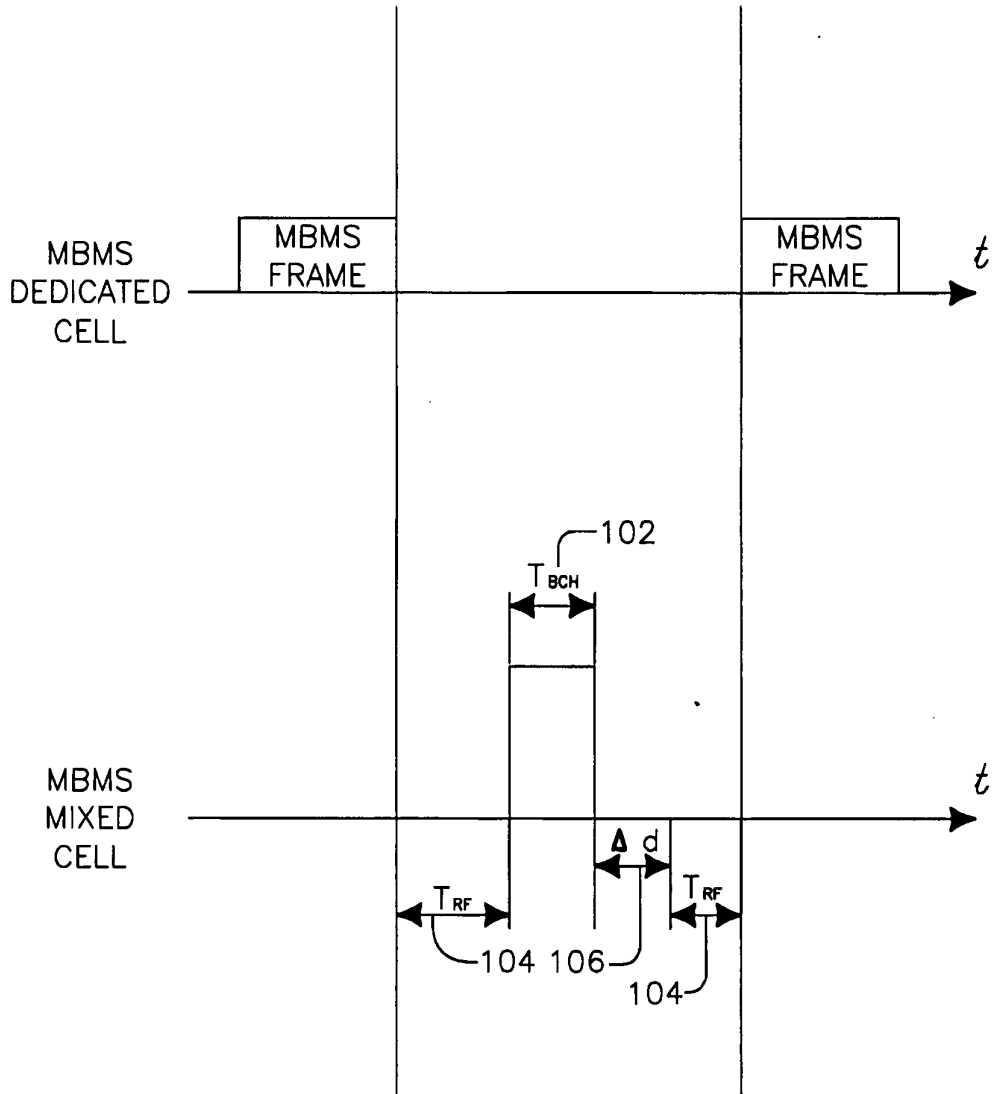
## INTERDIGITAL TECHNOLOGY CORPORATION

WATERMARK PATENT & TRADE MARK ATTORNEYS

+

1/4

100



**FIG.1**

+



+

3/4

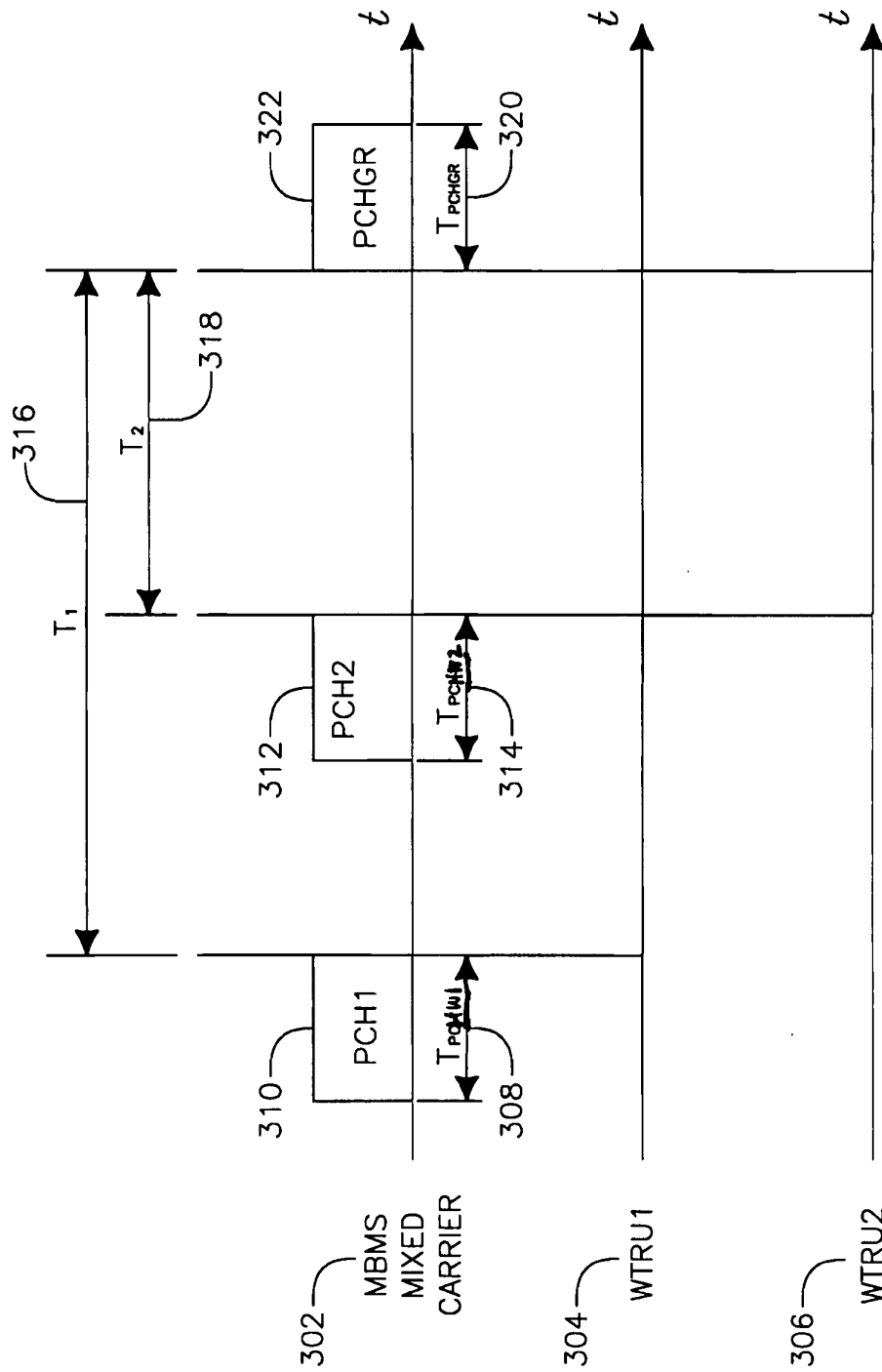
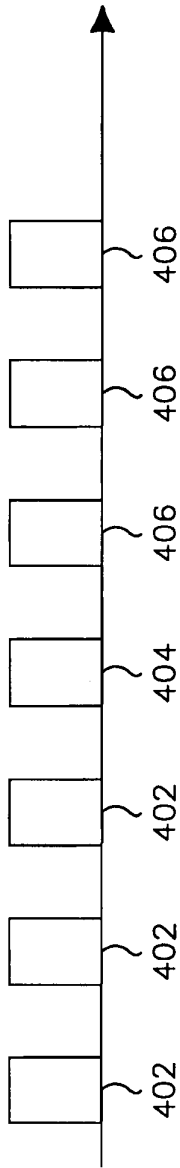


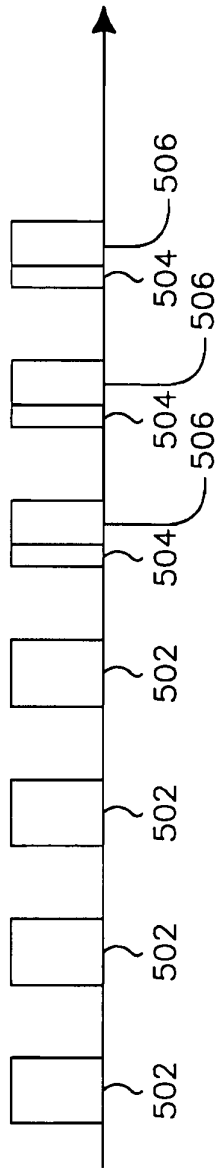
FIG.3

+

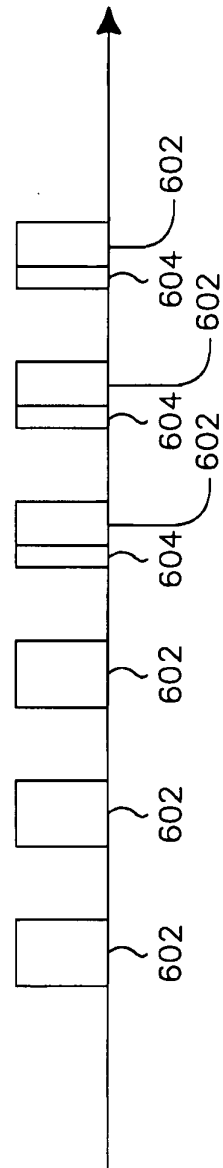
+



**FIG. 4**



**FIG. 5**



**FIG. 6**

+