

(No Model.)

W. E. HUNT.  
HEAD REST.

No. 522,563.

Patented July 3, 1894.

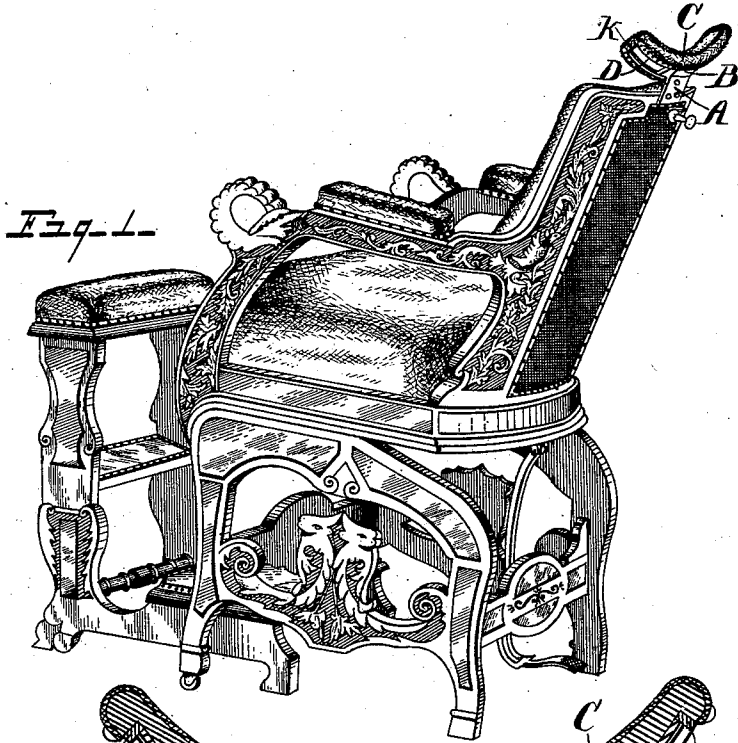


Fig. 1.

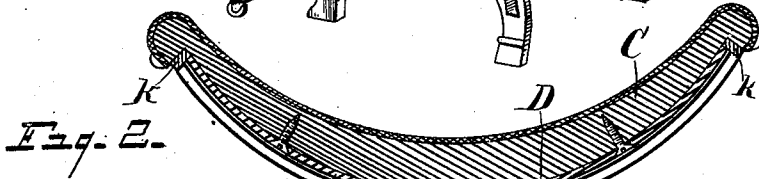


Fig. 2.

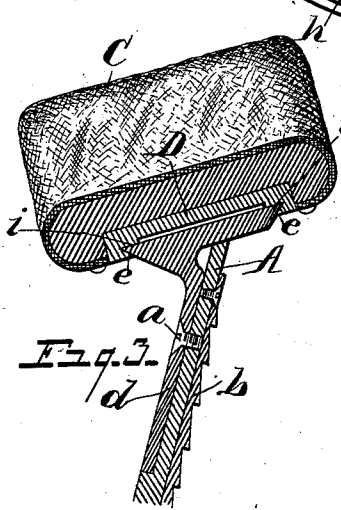


Fig. 3.

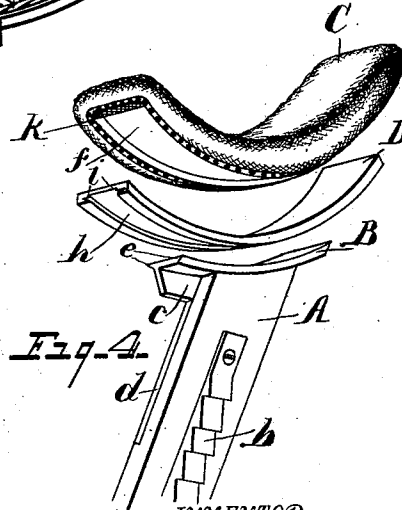


Fig. 4.

WITNESSES  
*R. A. Wheeler*  
*O. B. Barnziger.*

INVENTOR  
*William E. Hunt*  
 By *Edgar S. Wheeler*

Attorney.

# UNITED STATES PATENT OFFICE.

WILLIAM E. HUNT, OF DETROIT, MICHIGAN.

## HEAD-REST.

SPECIFICATION forming part of Letters Patent No. 522,563, dated July 3, 1894.

Application filed June 15, 1892. Serial No. 436,778. (No model.)

*To all whom it may concern:*

Be it known that I, WILLIAM E. HUNT, a citizen of the United States, residing at Detroit, in the county of Wayne, State of Michigan, have invented certain new and useful Improvements in Head-Rests for Barbers' Chairs; and I do declare the following to be a full, clear, and exact description of the invention, such as will enable others skilled in the art to which it appertains to make and use the same, reference being had to the accompanying drawings, and to the letters of reference marked thereon, which form a part of this specification.

This invention relates to new and useful improvements in head rests for barber chairs; and consists in a certain construction and arrangement of parts, as fully hereinafter set forth, the essential features of which being pointed out particularly in the claim.

The object of the invention is to provide a head-rest for barber-chairs, which will reciprocate in the arc of a circle so as to permit of the head being turned from side to side, without raising it from the rest or turning it thereon, and by means of which such adjustment of the head may be accomplished without touching it with the hands of the operator. This object is attained by the mechanism illustrated in the accompanying drawings, in which—

Figure 1 is a perspective view of a barber-chair having my improved head-rest attached thereto. Fig. 2 is an enlarged longitudinal section through the head rest. Fig. 3 is a vertical section through the rest and supporting standard. Fig. 4 is a perspective view of the parts composing the head rest, disconnected.

Referring to the letters of reference, A indicates the vertically adjustable standard that supports the head-rest, which is provided with a rack *b* and which is mounted in the back of the chair, as shown in Fig. 1. To the upper end of said standard is attached a curved plate B, provided with a strengthening rib *c*, and having the depending stem *d*, that is let into the vertical face of the standard A, and is attached thereto by the screws

*a* or other suitable means. The upper end of the standard A rests against the circular face of the plate B, and is slightly concaved to receive said plate. This plate B is dovetailed in cross-section or provided with the beveled edges *e*, as clearly shown in Fig. 3.

C indicates the head-block or rest which is upholstered with plush or other suitable material. Said rest is crescent shaped and is provided in its under face with a recess *f* that receives the curved plate D which is secured therein. Said plate D is curved concentric with the plate B, and is provided with an under-cut way *h*, that receives the dove-tailed plate B, upon which the plate D and rest C slide.

On referring to Figs. 3 and 4, it will be seen that the center of the way *h* in the plate D is depressed, leaving the raised bearing edges *i* on which the plate B bears, which arrangement overcomes any undue friction between said parts, and permits of the free movement of the rest. Secured to the under face of the head-rest, at each end of the way in the plate D, is a buffer *k* of rubber, or other suitable material, against which the plate B strikes, when the rest is moved so far as to bring the end of said way into contact with said plate, which overcomes concussion and obviates the noise of contact between said parts, and prevents said plate from wearing away the ends of the head block or rest.

It will now be apparent, that, by means of this improved head-rest, which reciprocates in the arc of a true circle, the head may be readily turned from side to side, by the adjustment of said rest, which maintains the neck in a free and comfortable position, and obviates any change in the position of the body, and also obviating the necessity of grasping and turning the head upon the rest, as is ordinarily practiced.

Having thus fully set forth my invention, what I claim as new, and desire to secure by Letters Patent; is—

In a head rest, the combination of the vertical standard, the segmental plate B rigidly attached thereto, the crescent shaped head

rest, provided with a curved recess in its under face having a buffer at each end thereof, the segmental bearing plate D secured in said recess in said head rest and having a curved  
5 way in its under face with open ends which terminate at said buffers, the segmental plate on the vertical standard fitting freely in said way, whereby said head rest may be recipro-

cated in the lower arc of a vertical circle, substantially as set forth. 10

In testimony whereof I affix my signature in presence of two witnesses.

WILLIAM E. HUNT.

Witnesses:

H. R. WHEELER,

E. S. WHEELER.