



US00D413472S

United States Patent [19]

[11] Patent Number: **Des. 413,472**

Dagan

[45] Date of Patent: **** Sep. 7, 1999**

[54] **KEY HOLDER**

D. 331,855 12/1992 Kaplan D6/569
5,725,380 3/1998 Kennelly 434/203

[76] Inventor: **Gideon Dagan**, 986 Vernon Ave.,
Venice, Calif. 90291

Primary Examiner—Stella Reid
Assistant Examiner—Robert Delehanty
Attorney, Agent, or Firm—Beehler & Pavitt; David A.
Belasco; William H. Pavitt, Jr.

[**] Term: **14 Years**

[21] Appl. No.: **29/085,356**

[57] CLAIM

[22] Filed: **Mar. 20, 1998**

The ornamental design for key holder, as shown and described.

[51] **LOC (6) Cl.** **03-01**

[52] **U.S. Cl.** **D6/572; D18/6; D19/64**

[58] **Field of Search** D3/328, 211, 226;
D6/411-12, 567, 569, 572; D18/6; D19/64;
434/203, 204

DESCRIPTION

[56] References Cited

U.S. PATENT DOCUMENTS

D. 178,150 6/1956 Ruddell et al. D18/6
D. 184,042 12/1958 Dochterman et al. D18/6
D. 266,369 9/1982 Corigliano D18/6
D. 282,669 2/1986 Conlee, Jr. D18/6
D. 321,906 11/1991 Neeley D19/64

FIG. 1 is a perspective view of the key holder, according to my new design;
FIG. 2 is a front side view;
FIG. 3 is a back side view;
FIG. 4 is a top plan view;
FIG. 5 is a bottom plan view of the key holder;
FIG. 6 is a side elevation looking in from left of FIG. 1; and,
FIG. 7 is a side elevation looking in from right of FIG. 1.

1 Claim, 1 Drawing Sheet

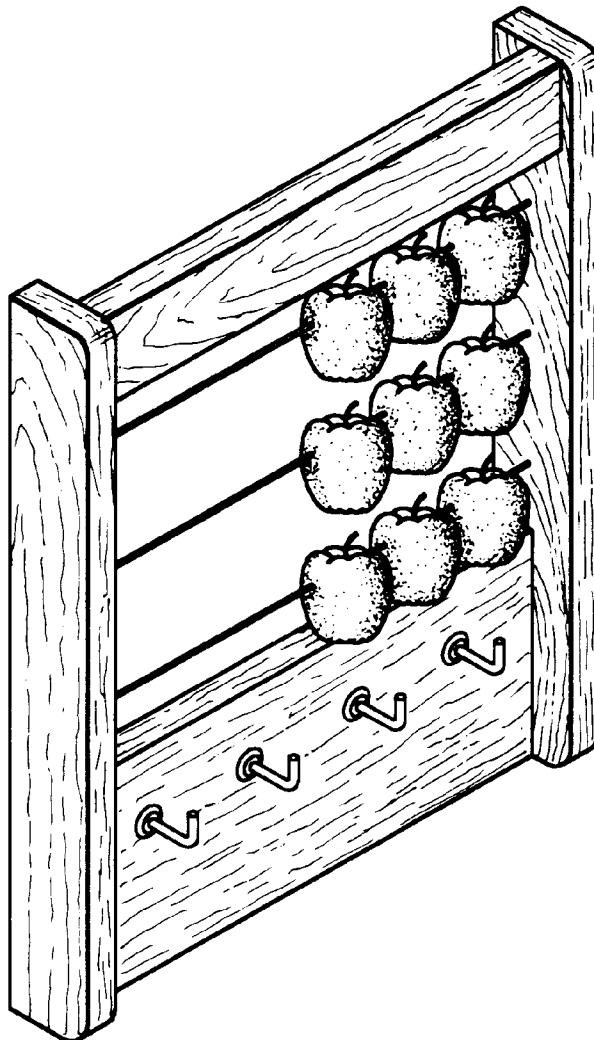




Fig. 4



Fig. 5



Fig. 7



Fig. 6

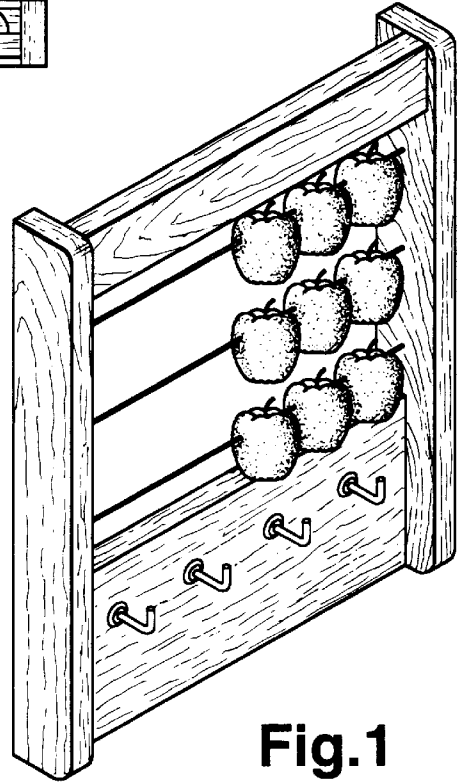


Fig. 1

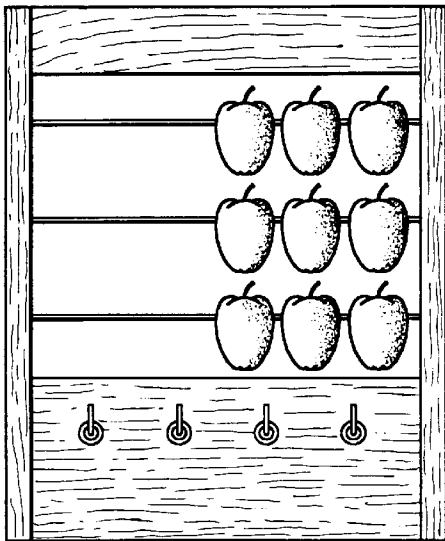


Fig. 2

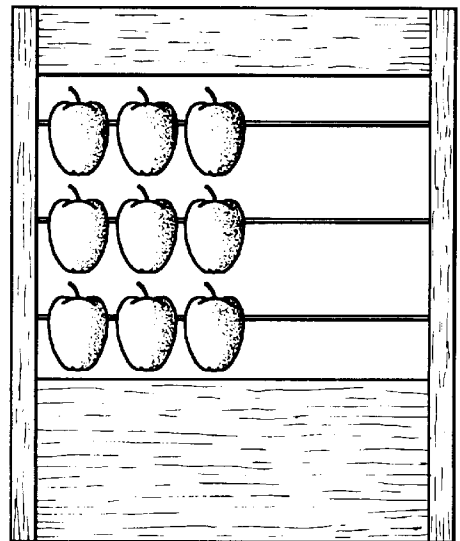


Fig. 3