



US00D455397S

(12) **United States Design Patent** (10) **Patent No.:** **US D455,397 S**
Weiner et al. (45) **Date of Patent:** **** Apr. 9, 2002**

(54) **DESKTOP CHARGER**

(75) Inventors: **Wendy Marin Weiner**, New Rochelle, NY (US); **Robert Pandorf**, Ionia, NJ (US); **James T. Collins, III**, New York, NY (US)

(73) Assignee: **Philip Morris Incorporated**, New York, NY (US)

(**) Term: **14 Years**

(21) Appl. No.: **29/141,463**

(22) Filed: **May 8, 2001**

(51) **LOC (7) Cl.** **13-02**

(52) **U.S. Cl.** **D13/108**

(58) **Field of Search** D13/107, 108;
320/107-115

(56) **References Cited**

U.S. PATENT DOCUMENTS

- D274,903 S * 7/1984 Eckmann et al. D13/107
- D322,061 S * 12/1991 Watanabe D13/108
- D335,861 S * 5/1993 Tattari D13/108
- D399,244 S * 10/1998 Coveley D13/107 X
- D409,563 S * 5/1999 Haase et al. D13/107
- D411,824 S * 7/1999 Wilson, Sr. et al. D13/108
- D416,536 S * 11/1999 Ross et al. D13/107

- D420,974 S 2/2000 Minagawa
- D427,967 S 7/2000 Lloyd et al.
- D431,809 S 10/2000 McBroom et al.
- D436,576 S 1/2001 Herrmann et al.

* cited by examiner

Primary Examiner—Joel Sincavage

(74) *Attorney, Agent, or Firm*—Burns, Doane, Swecker & Mathis, LLP

(57) **CLAIM**

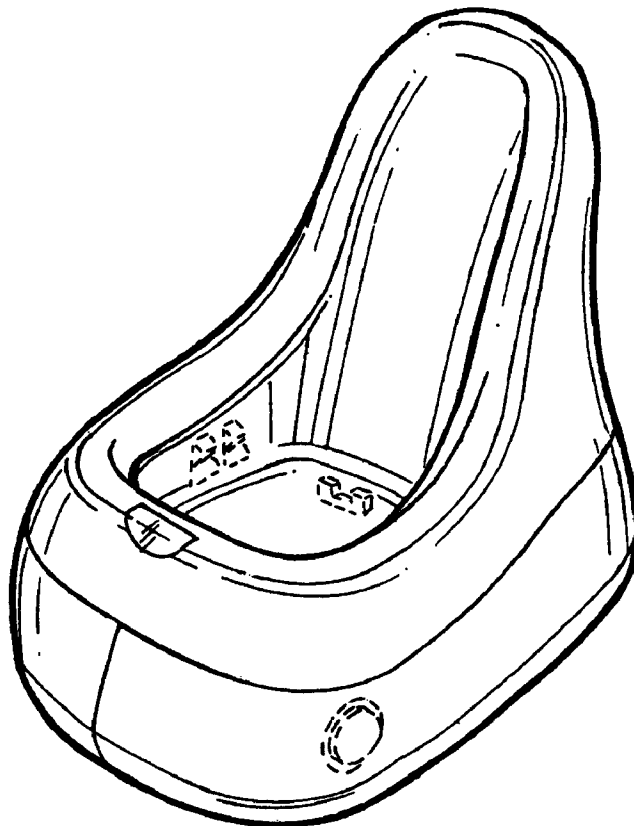
The ornamental design for a desktop charger, as shown and described.

DESCRIPTION

FIG. 1 is a front, right side perspective view of a desktop charger showing our new design; FIG. 2 is a rear, right side perspective view thereof; FIG. 3 is a front elevational view thereof; FIG. 4 is a right side elevational view thereof; FIG. 5 is a top plan view thereof; FIG. 6 is a left side elevational view thereof; FIG. 7 is a rear elevational view thereof; and, FIG. 8 is a bottom plan view thereof.

The broken line portions shown in FIGS. 1-8, are for illustrative purposes only and forms no part of the claimed design.

1 Claim, 3 Drawing Sheets



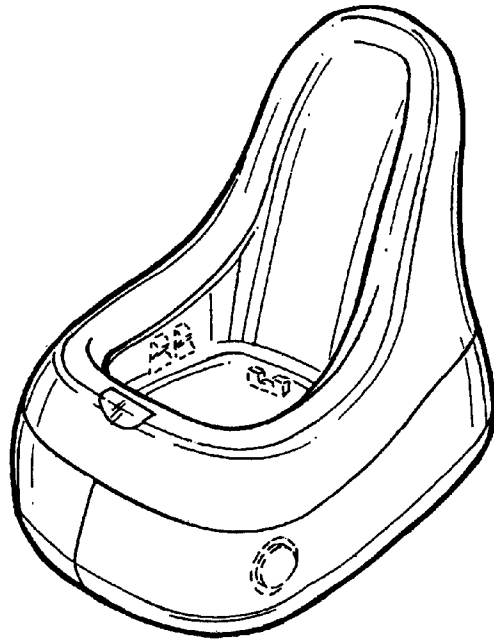


FIG. 1

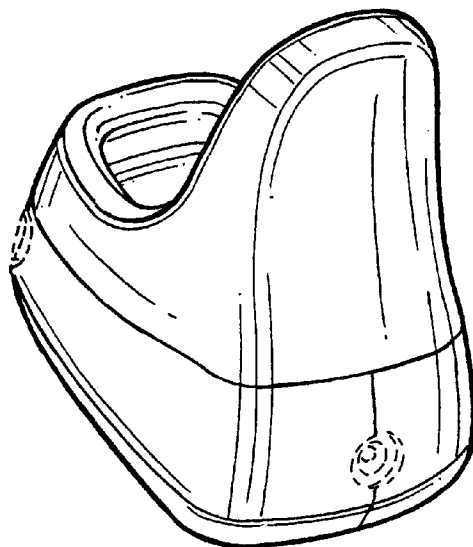


FIG. 2

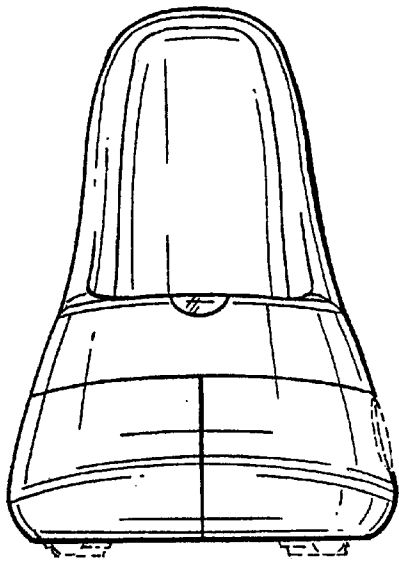


FIG. 3

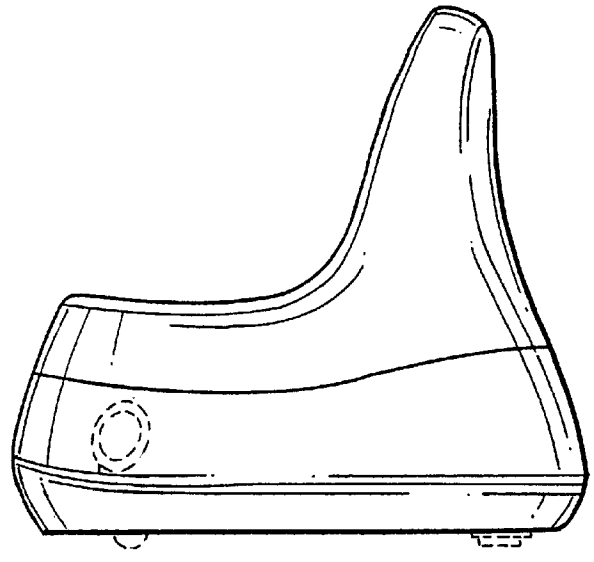


FIG. 4

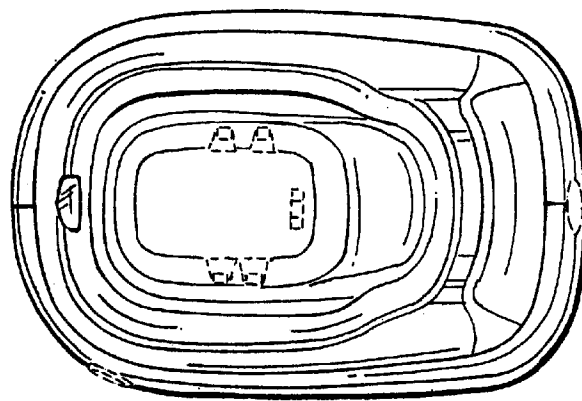


FIG. 5

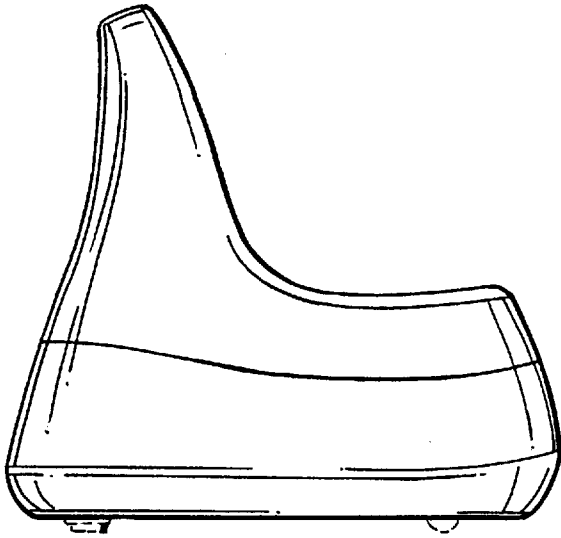


FIG. 6

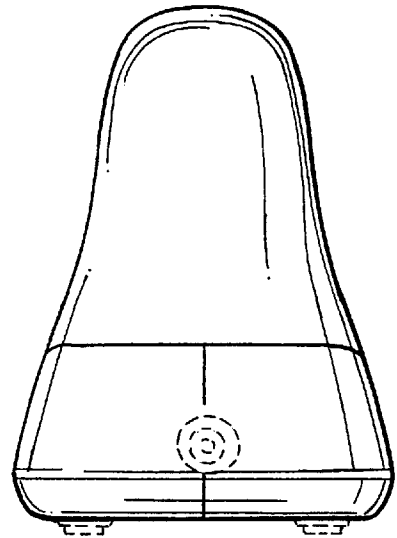


FIG. 7

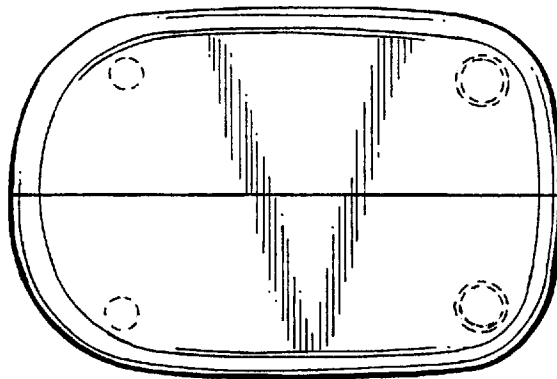


FIG. 8