



US00D407770S

United States Patent [19]
Thomas

[11] **Patent Number: Des. 407,770**
[45] **Date of Patent: **Apr. 6, 1999**

[54] **EXERCISE ROD**

[76] Inventor: **Linda P. Thomas**, 1655 Flatbush Ave.,
Brooklyn, N.Y. 11210

[**] Term: **14 Years**

[21] Appl. No.: **82,753**

[22] Filed: **Jan. 5, 1998**

[51] **LOC (6) Cl. 21-02**

[52] **U.S. Cl. D21/679**

[58] **Field of Search D21/662, 679;**
482/44, 126, 91, 148

[56] **References Cited**

U.S. PATENT DOCUMENTS

D. 330,738	11/1992	Lenhardt	D21/679
D. 343,875	2/1994	Webster	D21/679
D. 365,861	1/1996	Moss, Jr. et al.	D21/679
4,863,159	9/1989	Brown, Jr.	482/126
5,022,648	6/1991	Travis	482/44

Primary Examiner—Philip S. Hyder
Attorney, Agent, or Firm—Arthur I. Degenholtz

[57] **CLAIM**

The ornamental design for an exercise rod, as shown and described.

DESCRIPTION

FIG. 1 is an overall elevation view of an exercise rod showing my new design;
FIG. 2 is a top plan view thereof, wherein the bottom view is identical;
FIG. 3 is a fragmentary side elevation view, drawn to an enlarged scale, showing an end portion thereof;
FIG. 4 is a fragmentary front elevation view drawn to an enlarged scale showing an end portion thereof;
FIG. 5 is a cross-sectional view thereof looking toward the end portion;
FIG. 6 is a cross-sectional view thereof looking toward the center portion;
FIG. 7 is a fragmentary side elevation view thereof, drawn to an enlarged scale, showing a first half of the center portion of the exercise rod, with the exercise rod shown disassembled; and,
FIG. 8 is a fragmentary side elevation view, drawn to an enlarged scale, showing the second half of the center portion of the exercise rod, with the exercise rod shown disassembled.

1 Claim, 3 Drawing Sheets





FIG. 1

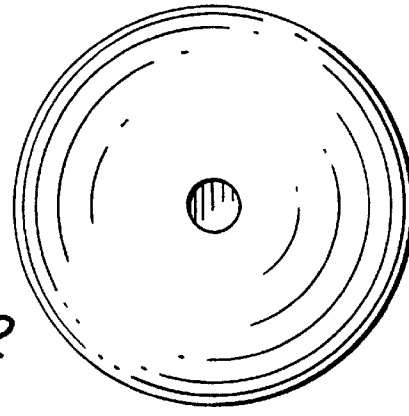


FIG. 2

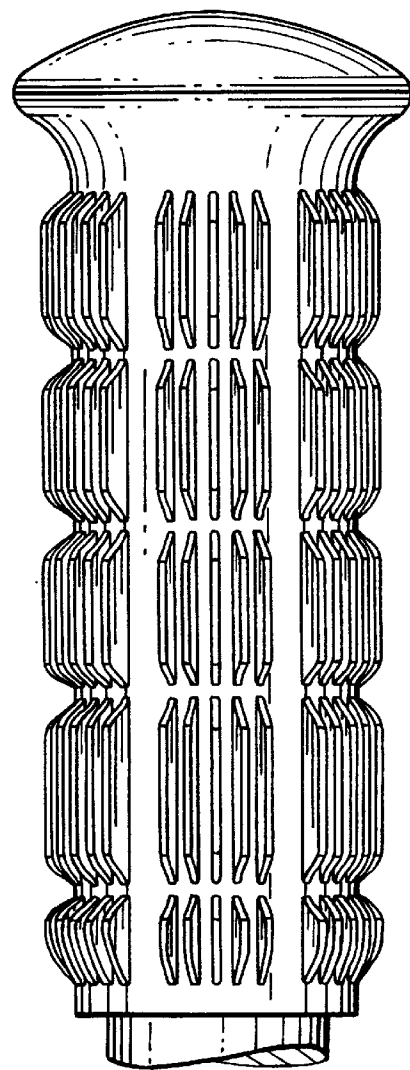


FIG. 3

FIG. 4


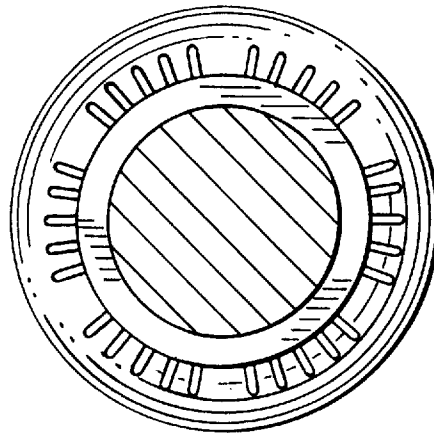


FIG. 5



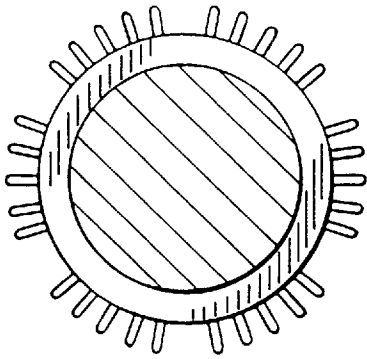


FIG. 6

FIG. 7

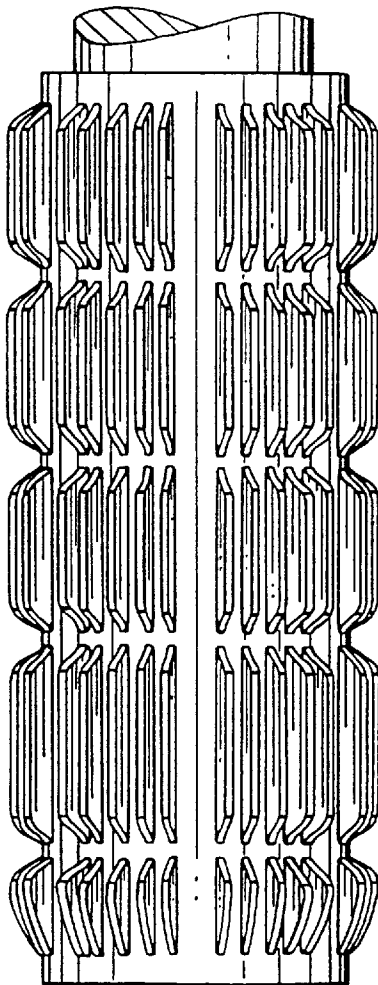


FIG. 8

