

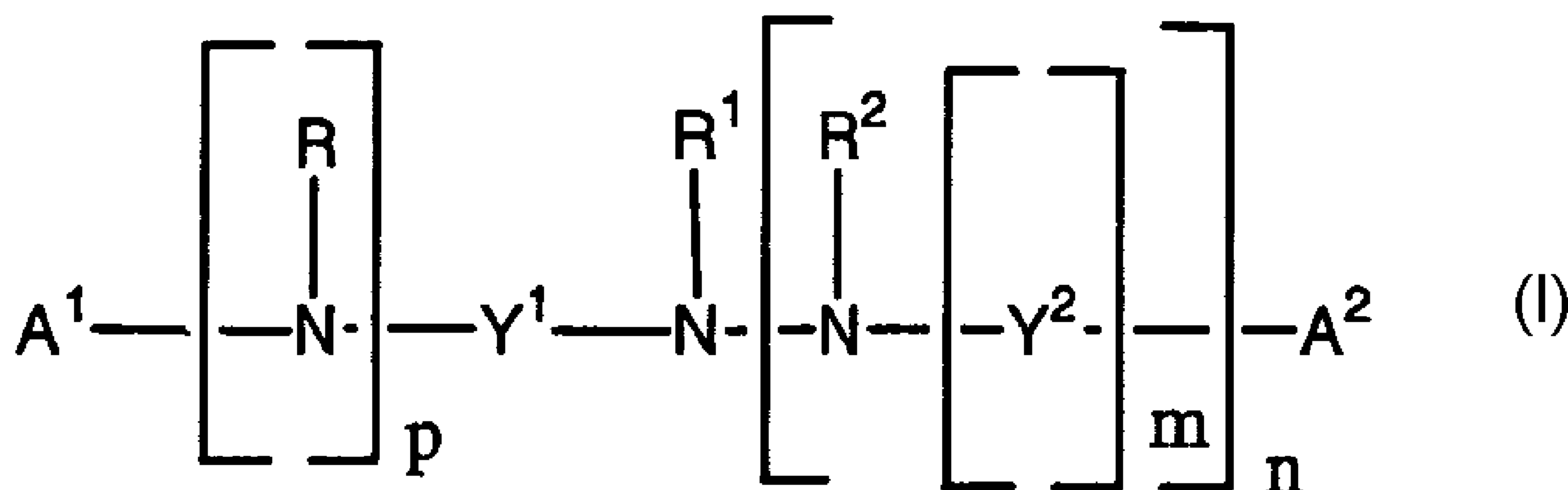


(86) Date de dépôt PCT/PCT Filing Date: 2002/10/21  
(87) Date publication PCT/PCT Publication Date: 2003/05/15  
(85) Entrée phase nationale/National Entry: 2004/04/26  
(86) N° demande PCT/PCT Application No.: EP 2002/011760  
(87) N° publication PCT/PCT Publication No.: 2003/039549  
(30) Priorités/Priorities: 2001/11/07 (PCT/EP01/12875) EP;  
2002/03/08 (10/094,301) US

(51) Cl.Int.<sup>7</sup>/Int.Cl.<sup>7</sup> A61K 31/505, A61K 31/44, A61K 31/435,  
A61K 31/42, A61P 31/04, A61K 31/415, A61K 31/38,  
C07D 333/38, C07D 231/40, C07D 409/12, C07D 307/68  
(71) Demandeur/Applicant:  
4SC AG, DE  
(72) Inventeurs/Inventors:  
KRAMER, BERND, DE;  
AMMENDOLA, ALDO, DE;  
SAEB, WAEL, DE  
(74) Agent: KIRBY EADES GALE BAKER

(54) Titre : AGENTS ANTIBACTERIENS SELECTIFS

(54) Title: SELECTIVE ANTIBACTERIAL AGENTS



(57) Abrégé/Abstract:

The present invention relates to the use of compounds of the general Formula (I), for the regulation of the quorum sensing system of microorganisms wherein in Formula (I), R is H, alkyl, cycloalkyl, aryl or heteroaryl; R<sup>1</sup> is H, alkyl, cycloalkyl, aryl or heteroaryl; R<sup>2</sup> is H, alkyl, cycloalkyl, aryl or heteroaryl; A<sup>1</sup> and A<sup>2</sup> each independently represent an optionally substituted C<sub>1</sub>-C<sub>20</sub>-alkyl group which may contain one or more group(s) Z, or a monocyclic or polycyclic optionally substituted aromatic or non-aromatic ring system which may contain one or more group(s) X, and in case of a polycyclic ring system, said system contains at least one aromatic ring; Z is selected from the group consisting of S, O, N, NR<sup>4</sup>, CO, CO<sub>2</sub>, CS, SO or SO<sub>2</sub>; X is selected from the group consisting of S, O, N, NR<sup>4</sup>, SO or SO<sub>2</sub>; said substituted ring system carries a substituent R<sup>3</sup> on one or more of the carbon atoms of said ring system; said substituted C<sub>1</sub>-C<sub>20</sub>-alkyl group carries a substituent R<sup>3</sup> on one or more of the carbon atoms of said alkyl group; R<sup>3</sup> is independently H, OR<sup>4</sup>, SR<sup>4</sup>, hydroxyalkyl, hydroxyalkylamino, cycloalkyl, halogen, haloalkyl, haloalkyloxy, NO<sub>2</sub>, CN, SO<sub>2</sub>NR<sup>4</sup>R<sup>5</sup>, CO<sub>2</sub>NR<sup>4</sup>R<sup>5</sup>, COR<sup>4</sup>, CO<sub>2</sub>R<sup>4</sup>, SO<sub>2</sub>R<sup>4</sup>, SO<sub>3</sub>R<sup>4</sup>, NR<sup>4</sup>R<sup>5</sup>, alkyl, aryl or heteroaryl; R<sup>4</sup> is H, alkyl, cycloalkyl, aryl or heteroaryl; R<sup>5</sup> is H, O-alkyl, O-aryl, alkyl, heteroaryl or aryl; Y<sup>1</sup> and Y<sup>2</sup> are independent from each other C=O, C=S, SO<sub>2</sub> or C=NR<sup>5</sup>; p is 0, m is 0, n is 0; or p is 0, m is 0, n is 1; or p is 0, m is 1, n is 1; or p is 1, m is 0, n is 0; or p is 1, m is 0, n is 1; or p is 1, m is 1, n is 1.



## (12) INTERNATIONAL APPLICATION PUBLISHED UNDER THE PATENT COOPERATION TREATY (PCT)

(19) World Intellectual Property Organization  
International Bureau



(43) International Publication Date  
15 May 2003 (15.05.2003)

PCT

(10) International Publication Number  
**WO 03/039984 A2**

(51) International Patent Classification<sup>7</sup>: **A61K 31/505**  
31/44, 31/38, 31/415, 31/42, 31/435, A61P 31/04, C07D  
409/12, 231/40, 333/38, 307/68

(74) Agent: **VIERING, Hans-Martin**; Viering, Jentschura &  
Partner, Steinsdorfstr. 6, 80538 München (DE).

(21) International Application Number: PCT/EP02/11760

(22) International Filing Date: 21 October 2002 (21.10.2002)

(25) Filing Language: English

(26) Publication Language: English

(30) Priority Data:  
PCT/EP01/12875

7 November 2001 (07.11.2001) EP

10/094,301 8 March 2002 (08.03.2002) US

(71) Applicant (for all designated States except US): **4SC AG**  
[DE/DE]; Am Klopferspitz 19 A, 82152 Martinsried (DE).

(72) Inventors; and

(75) Inventors/Applicants (for US only): **KRAMER, Bernd**  
[DE/DE]; Apolloniastr. 56, 52080 Aachen (DE). **AM-**  
**MENDOLA, Aldo** [IT/DE]; Kornwegerstr. 20, 81375  
München (DE). **SAEB, Wael** [SY/DE]; Galilei Str. 6,  
82152 Planegg-Martinsried (DE).

(81) Designated States (national): AE, AG, AL, AM, AT, AU,  
AZ, BA, BB, BG, BR, BY, BZ, CA, CH, CN, CO, CR, CU,  
CZ, DE, DK, DM, DZ, EC, EE, ES, FI, GB, GD, GE, GH,  
GM, HR, HU, ID, IL, IN, IS, JP, KE, KG, KP, KR, KZ, LC,  
LK, LR, LS, LT, LU, LV, MA, MD, MG, MK, MN, MW,  
MX, MZ, NO, NZ, OM, PH, PL, PT, RO, RU, SD, SE, SG,  
SI, SK, SL, TJ, TM, TN, TR, TT, TZ, UA, UG, US, UZ,  
VC, VN, YU, ZA, ZM, ZW.

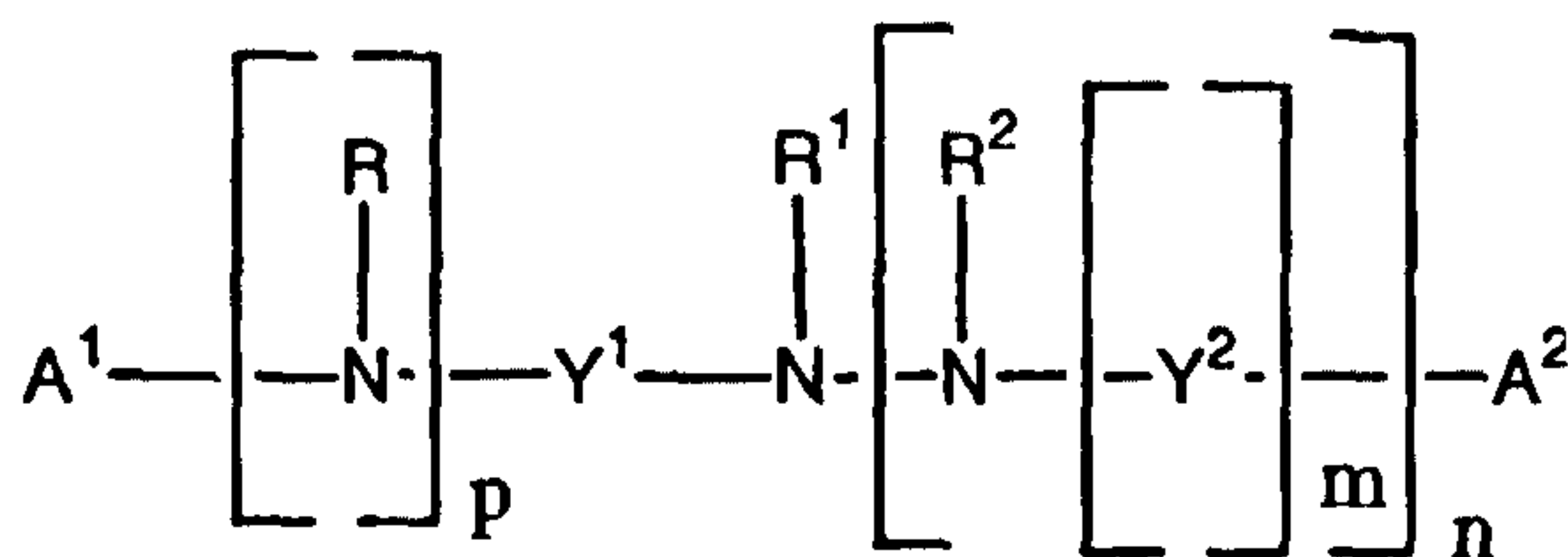
(84) Designated States (regional): ARIPO patent (GH, GM,  
KE, LS, MW, MZ, SD, SL, SZ, TZ, UG, ZM, ZW),  
Eurasian patent (AM, AZ, BY, KG, KZ, MD, RU, TJ, TM),  
European patent (AT, BE, BG, CH, CY, CZ, DE, DK, EE,  
ES, FI, FR, GB, GR, IE, IT, LU, MC, NL, PT, SE, SK,  
TR), OAPI patent (BF, BJ, CF, CG, CI, CM, GA, GN, GQ,  
GW, ML, MR, NE, SN, TD, TG).

**Published:**

without international search report and to be republished  
upon receipt of that report

For two-letter codes and other abbreviations, refer to the "Guid-  
ance Notes on Codes and Abbreviations" appearing at the begin-  
ning of each regular issue of the PCT Gazette.

(54) Title: SELECTIVE ANTIBACTERIAL AGENTS



(57) Abstract: The present invention relates to the use of com-  
pounds of the general Formula (I), for the regulation of the quo-  
rum sensing system of microorganisms wherein in Formula (I),  
R is H, alkyl, cycloalkyl, aryl or heteroaryl; R¹ is H, alkyl, cy-  
cloalkyl, aryl or heteroaryl; R² is H, alkyl, cycloalkyl, aryl or het-  
eroaryl; A¹ and A² each independently represent an optionally  
substituted C₁-C₂₀-alkyl group which may contain one or more  
group(s) Z, or a monocyclic or polycyclic optionally substituted  
aromatic or non-aromatic ring system which may contain one or

more group(s) X, and in case of a polycyclic ring system, said system contains at least one aromatic ring; Z is selected from the  
group consisting of S, O, N, NR⁴, CO, CO₂, CS, SO or SO₂; X is selected from the group consisting of S, O, N, NR⁴, SO or SO₂; said  
substituted ring system carries a substituent R³ on one or more of the carbon atoms of said ring system; said substituted C₁-C₂₀-alkyl  
group carries a substituent R³ on one or more of the carbon atoms of said alkyl group; R³ is independently H, OR⁴, SR⁴, hydroxyalkyl,  
hydroxyalkylamino, cycloalkyl, halogen, haloalkyl, haloalkyloxy, NO₂, CN, SO₂NR⁴R⁵, CO₂NR⁴R⁵, COR⁴, CO₂R⁴, SO₂R⁴, SO₃R⁴,  
NR⁴R⁵, alkyl, aryl or heteroaryl; R⁴ is H, alkyl, cycloalkyl, aryl or heteroaryl; R⁵ is H, O-alkyl, O-aryl, alkyl, heteroaryl or aryl; Y¹  
and Y² are independent from each other C=O, C=S, SO² or C=NR⁵; p is 0, m is 0, n is 0; or p is 0, m is 0, n is 1; or p is 0, m is 1, n is  
1; or p is 1, m is 0, n is 0; or p is 1, m is 0, n is 1; or p is 1, m is 1, n is 1.

## WO 2003/039549 A2

1 2 3 4 5 6 7 8 9 10 11 12 13 14 15 16 17 18 19 20 21 22 23 24 25 26 27 28 29 30 31 32 33 34 35 36 37 38 39 40 41 42 43 44 45 46 47 48 49 50 51 52 53 54 55 56 57 58 59 60 61 62 63 64 65 66 67 68 69 70 71 72 73 74 75 76 77 78 79 80 81 82 83 84 85 86 87 88 89 90 91 92 93 94 95 96 97 98 99 100 101 102 103 104 105 106 107 108 109 110 111 112 113 114 115 116 117 118 119 120 121 122 123 124 125 126 127 128 129 130 131 132 133 134 135 136 137 138 139 140 141 142 143 144 145 146 147 148 149 150 151 152 153 154 155 156 157 158 159 160 161 162 163 164 165 166 167 168 169 170 171 172 173 174 175 176 177 178 179 180 181 182 183 184 185 186 187 188 189 190 191 192 193 194 195 196 197 198 199 200 201 202 203 204 205 206 207 208 209 210 211 212 213 214 215 216 217 218 219 220 221 222 223 224 225 226 227 228 229 230 231 232 233 234 235 236 237 238 239 240 241 242 243 244 245 246 247 248 249 250 251 252 253 254 255 256 257 258 259 260 261 262 263 264 265 266 267 268 269 270 271 272 273 274 275 276 277 278 279 280 281 282 283 284 285 286 287 288 289 290 291 292 293 294 295 296 297 298 299 300 301 302 303 304 305 306 307 308 309 310 311 312 313 314 315 316 317 318 319 320 321 322 323 324 325 326 327 328 329 330 331 332 333 334 335 336 337 338 339 340 341 342 343 344 345 346 347 348 349 350 351 352 353 354 355 356 357 358 359 360 361 362 363 364 365 366 367 368 369 370 371 372 373 374 375 376 377 378 379 380 381 382 383 384 385 386 387 388 389 390 391 392 393 394 395 396 397 398 399 400 401 402 403 404 405 406 407 408 409 410 411 412 413 414 415 416 417 418 419 420 421 422 423 424 425 426 427 428 429 430 431 432 433 434 435 436 437 438 439 440 441 442 443 444 445 446 447 448 449 450 451 452 453 454 455 456 457 458 459 460 461 462 463 464 465 466 467 468 469 470 471 472 473 474 475 476 477 478 479 480 481 482 483 484 485 486 487 488 489 490 491 492 493 494 495 496 497 498 499 500 501 502 503 504 505 506 507 508 509 510 511 512 513 514 515 516 517 518 519 520 521 522 523 524 525 526 527 528 529 530 531 532 533 534 535 536 537 538 539 540 541 542 543 544 545 546 547 548 549 550 551 552 553 554 555 556 557 558 559 560 561 562 563 564 565 566 567 568 569 570 571 572 573 574 575 576 577 578 579 580 581 582 583 584 585 586 587 588 589 590 591 592 593 594 595 596 597 598 599 600 601 602 603 604 605 606 607 608 609 610 611 612 613 614 615 616 617 618 619 620 621 622 623 624 625 626 627 628 629 630 631 632 633 634 635 636 637 638 639 640 641 642 643 644 645 646 647 648 649 650 651 652 653 654 655 656 657 658 659 660 661 662 663 664 665 666 667 668 669 670 671 672 673 674 675 676 677 678 679 680 681 682 683 684 685 686 687 688 689 690 691 692 693 694 695 696 697 698 699 700 701 702 703 704 705 706 707 708 709 710 711 712 713 714 715 716 717 718 719 720 721 722 723 724 725 726 727 728 729 730 731 732 733 734 735 736 737 738 739 740 741 742 743 744 745 746 747 748 749 750 751 752 753 754 755 756 757 758 759 760 761 762 763 764 765 766 767 768 769 770 771 772 773 774 775 776 777 778 779 780 781 782 783 784 785 786 787 788 789 790 791 792 793 794 795 796 797 798 799 800 801 802 803 804 805 806 807 808 809 810 811 812 813 814 815 816 817 818 819 820 821 822 823 824 825 826 827 828 829 830 831 832 833 834 835 836 837 838 839 840 841 842 843 844 845 846 847 848 849 850 851 852 853 854 855 856 857 858 859 860 861 862 863 864 865 866 867 868 869 870 871 872 873 874 875 876 877 878 879 880 881 882 883 884 885 886 887 888 889 890 891 892 893 894 895 896 897 898 899 900 901 902 903 904 905 906 907 908 909 910 911 912 913 914 915 916 917 918 919 920 921 922 923 924 925 926 927 928 929 930 931 932 933 934 935 936 937 938 939 940 941 942 943 944 945 946 947 948 949 950 951 952 953 954 955 956 957 958 959 960 961 962 963 964 965 966 967 968 969 970 971 972 973 974 975 976 977 978 979 980 981 982 983 984 985 986 987 988 989 990 991 992 993 994 995 996 997 998 999 1000 1001 1002 1003 1004 1005 1006 1007 1008 1009 1010 1011 1012 1013 1014 1015 1016 1017 1018 1019 1020 1021 1022 1023 1024 1025 1026 1027 1028 1029 1030 1031 1032 1033 1034 1035 1036 1037 1038 1039 1040 1041 1042 1043 1044 1045 1046 1047 1048 1049 1050 1051 1052 1053 1054 1055 1056 1057 1058 1059 1060 1061 1062 1063 1064 1065 1066 1067 1068 1069 1070 1071 1072 1073 1074 1075 1076 1077 1078 1079 1080 1081 1082 1083 1084 1085 1086 1087 1088 1089 1090 1091 1092 1093 1094 1095 1096 1097 1098 1099 1100 1101 1102 1103 1104 1105 1106 1107 1108 1109 1110 1111 1112 1113 1114 1115 1116 1117 1118 1119 1120 1121 1122 1123 1124 1125 1126 1127 1128 1129 1130 1131 1132 1133 1134 1135 1136 1137 1138 1139 1140 1141 1142 1143 1144 1145 1146 1147 1148 1149 1150 1151 1152 1153 1154 1155 1156 1157 1158 1159 1160 1161 1162 1163 1164 1165 1166 1167 1168 1169 1170 1171 1172 1173 1174 1175 1176 1177 1178 1179 1180 1181 1182 1183 1184 1185 1186 1187 1188 1189 1190 1191 1192 1193 1194 1195 1196 1197 1198 1199 1200 1201 1202 1203 1204 1205 1206 1207 1208 1209 1210 1211 1212 1213 1214 1215 1216 1217 1218 1219 1220 1221 1222 1223 1224 1225 1226 1227 1228 1229 1230 1231 1232 1233 1234 1235 1236 1237 1238 1239 1240 1241 1242 1243 1244 1245 1246 1247 1248 1249 1250 1251 1252 1253 1254 1255 1256 1257 1258 1259 1260 1261 1262 1263 1264 1265 1266 1267 1268 1269 1270 1271 1272 1273 1274 1275 1276 1277 1278 1279 1280 1281 1282 1283 1284 1285 1286 1287 1288 1289 1290 1291 1292 1293 1294 1295 1296 1297 1298 1299 1300 1301 1302 1303 1304 1305 1306 1307 1308 1309 1310 1311 1312 1313 1314 1315 1316 1317 1318 1319 1320 1321 1322 1323 1324 1325 1326 1327 1328 1329 1330 1331 1332 1333 1334 1335 1336 1337 1338 1339 1340 1341 1342 1343 1344 1345 1346 1347 1348 1349 1350 1351 1352 1353 1354 1355 1356 1357 1358 1359 1360 1361 1362 1363 1364 1365 1366 1367 1368 1369 1370 1371 1372 1373 1374 1375 1376 1377 1378 1379 1380 1381 1382 1383 1384 1385 1386 1387 1388 1389 1390 1391 1392 1393 1394 1395 1396 1397 1398 1399 1400 1401 1402 1403 1404 1405 1406 1407 1408 1409 1410 1411 1412 1413 1414 1415 1416 1417 1418 1419 1420 1421 1422 1423 1424 1425 1426 1427 1428 1429 1430 1431 1432 1433 1434 1435 1436 1437 1438 1439 1440 1441 1442 1443 1444 1445 1446 1447 1448 1449 1450 1451 1452 1453 1454 1455 1456 1457 1458 1459 1460 1461 1462 1463 1464 1465 1466 1467 1468 1469 1470 1471 1472 1473 1474 1475 1476 1477 1478 1479 1480 1481 1482 1483 1484 1485 1486 1487 1488 1489 1490 1491 1492 1493 1494 1495 1496 1497 1498 1499 1500 1501 1502 1503 1504 1505 1506 1507 1508 1509 1510 1511 1512 1513 1514 1515 1516 1517 1518 1519 1520 1521 1522 1523 1524 1525 1526 1527 1528 1529 1530 1531 1532 1533 1534 1535 1536 1537 1538 1539 1540 1541 1542 1543 1544 1545 1546 1547 1548 1549 1550 1551 1552 1553 1554 1555 1556 1557 1558 1559 1560 1561 1562 1563 1564 1565 1566 1567 1568 1569 1570 1571 1572 1573 1574 1575 1576 1577 1578 1579 1580 1581 1582 1583 1584 1585 1586 1587 1588 1589 1590 1591 1592 1593 1594 1595 1596 1597 1598 1599 1600 1601 1602 1603 1604 1605 1606 1607 1608 1609 1610 1611 1612 1613 1614 1615 1616 1617 1618 1619 1620 1621 1622 1623 1624 1625 1626 1627 1628 1629 1630 1631 1632 1633 1634 1635 1636 1637 1638 1639 1640 1641 1642 1643 1644 1645 1646 1647 1648 1649 1650 1651 1652 1653 1654 1655 1656 1657 1658 1659 1660 1661 1662 1663 1664 1665 1666 1667 1668 1669 1670 1671 1672 1673 1674 1675 1676 1677 1678 1679 1680 1681 1682 1683 1684 1685 1686 1687 1688 1689 1690 1691 1692 1693 1694 1695 1696 1697 1698 1699 1700 1701 1702 1703 1704 1705 1706 1707 1708 1709 1710 1711 1712 1713 1714 1715 1716 1717 1718 1719 1720 1721 1722 1723 1724 1725 1726 1727 1728 1729 1730 1731 1732 1733 1734 1735 1736 1737 1738 1739 1740 1741 1742 1743 1744 1745 1746 1747 1748 1749 1750 1751 1752 1753 1754 1755 1756 1757 1758 1759 1760 1761 1762 1763 1764 1765 1766 1767 1768 1769 1770 1771 1772 1773 1774 1775 1776 1777 1778 1779 1780 1781 1782 1783 1784 1785 1786 1787 1788 1789 1790 1791 1792 1793 1794 1795 1796 1797 1798 1799 1800 1801 1802 1803 1804 1805 1806 1807 1808 1809 1810 1811 1812 1813 1814 1815 1816 1817 1818 1819 1820 1821 1822 1823 1824 1825 1826 1827 1828 1829 1830 1831 1832 1833 1834 1835 1836 1837 1838 1839 1840 1841 1842 1843 1844 1845 1846 1847 1848 1849 1850 1851 1852 1853 1854 1855 1856 1857 1858 1859 1860 1861 1862 1863 1864 1865 1866 1867 1868 1869 1870 1871 1872 1873 1874 1875 1876 1877 1878 1879 1880 1881 1882 1883 1884 1885 1886 1887 1888 1889 1890 1891 1892 1893 1894 1895 1896 1897 1898 1899 1900 1901 1902 1903 1904 1905 1906 1907 1908 1909 1910 1911 1912 1913 1914 1915 1916 1917 1918 1919 1920 1921 1922 1923 1924 1925 1926 1927 1928 1929 1930 1931 1932 1933 1934 1935 1936 1937 1938 1939 1940 1941 1942 1943 1944 1945 1946 1947 1948 1949 1950 1951 1952 1953 1954 1955 1956 1957 1958 1959 1960 1961 1962 1963 1964 1965 1966 1967 1968 1969 1970 1971 1972 1973 1974 1975 1976 1977 1978 1979 1980 1981 1982 1983 1984 1985 1986 1987 1988 1989 1990 1991 1992 1993 1994 1995 1996 1997 1998 1999 2000 2001 2002 2003 2004 2005 2006 2007 2008 2009 2010 2011 2012 2013 2014 2015 2016 2017 2018 2019 2020 2021 2022 2023 2024 2025 2026 2027 2028 2029 2030 2031 2032 2033 2034 2035 2036 2037 2038 2039 2040 2041 2042 2043 2044 2045 2046 2047 2048 2049 2050 2051 2052 2053 2054 2055 2056 2057 2058 2059 2060 2061 2062 2063 2064 2065 2066 2067 2068 2069 2070 2071 2072 2073 2074 2075 2076 2077 2078 2079 2080 2081 2082 2083 2084 2085 2086 2087 2088 2089 2090 2091 2092 2093 2094 2095 2096 2097 2098 2099 2100 2101 2102 2103 2104 2105 2106 2107 2108 2109 2110 2111 2112 2113 2114 2115 2116 2117 2118 2119 2120 2121 2122 2123 2124 2125 2126 2127 2128 2129 2130 2131 2132 2133 2134 2135 2136 2137 2138 2139 2140 2141 2142 2143 2144 2145 2146 2147 2148 2149 2150 2151 2152 2153 2154 2155 2156 2157 2158 2159 2160 2161 2162 2163 2164 2165 2166 2167 2168 2169 2170 2171 2172 2173 2174 2175 2176 2177 2178 2179 2180 2181 2182 2183 2184 2185 2186 2187 2188 2189 2190 2191 2192 2193 2194 2195 2196 2197 2198 2199 2200 2201 2202 2203 2204 2205 2206 2207 2208 2209 2210 2211 2212 2213 2214 2215 2216 2217 2218 2219 2220 2221 2222 2223 2224 2225 2226 2227 2228 2229 2230 2231 2232 2233 2234 2235 2236 2237 2238 2239 2240 2241 2242 2243 2244 2245 2246 2247 2248 2249 2250 2251 2252 2253 2254 2255 2256 2257 2258 2259 2260 2261 2262 2263 2264 2265 2266 2267 2268 2269 2270 2271 2272 2273 2274 2275 2276 2277 2278 2279 2280 2281 2282 2283 2284 2285 2286 2287 2288 2289 2290 2291 2292 2293 2294 2295 2296 2297 2298 2299 2300 2301 2302 2303 2304 2305 2306 2307 2308 2309 2310 2311 2312 2313 2314 2315 2316 2317 2318 2319 2320 2321 2322 2323 2324 2325 2326 2327 2328 2329 2330 2331 2332 2333 2334 2335 2336 2337 2338 2339 2340 2341 2342 2343 2344 2345 2346 2347 2348 2349 2350 2351 2352 2353 2354 2355 2356 2357 2358 2359 2360 2361 2362 2363 2364 2365 2366 2367 2368 2369 2370 2371 2372 2373 2374 2375 2376 2377 2378 2379 2380 2381 2382 2383 2384 2385 2386 2387 2388 2389 2390 2391 2392 2393 2394 2395 2396 2397 2398 2399 2400 2401 2402 2403 2404 2405 2406 2407 2408 2409 2410 2411 2412 2413 2414 2415 2416 2417 2418 2419 2420 2421 2422 2423 2424 2425 2426 2427 2428 2429 2430 2431 2432 2433 2434 2435 2436 2437 2438 2439 2440 2441 2442 2443 2444 2445 2446 2447 2448 2449 2450 2451 2452 2453 2454 2455 2456 2457 2458 2459 2460 2461 2462 2463 2464 2465 2466 2467 2468 2469 2470 2471 2472 2473 2474 2475 2476 2477 2478 2479 2480 2481 2482 2483 2484 2485 2486 2487 2488 2489 2490 2491 2492 2493 2494 2495 2496 2497 2498 2499 2500 2501 2502 2503 2504 2505 2506 2507 2508 2509 2510 2511 2512 2513 2514 2515 2516 2517 2518 2519 2520 2521 2522 2523 2524 2525 2526 2527 2528 2529 2530 2531 2532 2533 2534 2535 2536 2537 2538 2539 2540 2541 2542 2543 2544 2545 2546 2547 2548 2549 2550 2551 2552 2553 2554 2555 2556 2557 2558 2559 2560 2561 2562 2563 2564 2565 2566 2567 2568 2569 2570 2571 2572 2573 2574 2575 2576 2577 2578 2579 2580 2581 2582 2583 2584 2585 2586 2587 2588 2589 2590 2591 2592 2593 2594 2595 2596 2597 2598 2599 2600 2601 2602 2603 2604 2605 2606 2607 2608 2609 2610 2611 2612 2613 2614 2615 2616 2617 2618 2619 2620 2621 2622 2623 2624 2625 2626 2627 2628 2629 2630 2631 2632 2633 2634 2635 2636 2637 2638 2639 2640 2641 2642 2643 2644 2645 2646 2647 2648 2649 2650 2651 2652 2653 2654 2655 2656 2657 2658 2659 2660 2661 2662 2663 2664 2665 2666 2667 2668 2669 2670 2671 2672



## Selective Antibacterial Agents

The present invention relates to the use of compounds such as amide, carbazide, hydrazide, urea, and guanidine derivatives as selective inhibitors of bacterial pathogens. In particular the invention refers to a family of compounds that block the quorum sensing system of Gram-negative bacteria, a process for their manufacture, pharmaceutical compositions containing them and to their use for the treatment and prevention of microbial damages and diseases, in particular for diseases where there is an advantage in inhibiting quorum sensing regulated phenotypes of pathogens.

Many microorganisms, including bacteria, fungi, protozoa and algae cause severe damages or diseases in different areas such as industry, agriculture, environment and medicine. Especially bacteria as human pathogens cause tremendous costs in public health systems worldwide. The continuing emergence of multiple-drug-resistant bacterial strains has necessitated finding new compounds that can be used in antibacterial treatment. There are two broad strategies for the control of bacterial infection: either to kill the organism or to attenuate its virulence such that it fails to adapt to the host environment. The latter approach has, however, lacked specific targets for rational drug design. The discovery that Gram-negative bacteria employ a signal transduction pathway comprising a small molecule to globally regulate the production of virulence determinants offers such a novel target.

A wide variety of Gram-negative bacteria produce *N*-acyl-L-homoserine lactone (AHL or HSL, Figure 1) derivatives as signal molecules in intercellular communication. These molecules, also referred to as "pheromones" or "quoromones", comprise a homoserine lactone moiety linked to an acyl side chain. Bacteria use this signaling system to monitor their population cell density in a process referred to as "quorum sensing". In each cell of a population an HSL synthase from usually the LuxI family of proteins produce a low basal level of diffusible HSLs. The HSL concentration increases with bacterial population density until a threshold concentration is reached which results in expression of various HSL-dependent genes through an HSL-receptor protein belonging generally to the LuxR family of transcriptional regulators. This HSL-receptor protein complex serves not only as positive transcription regulator of quorum sensing regulated genes but also as positive regulator for the HSL synthesis itself. Therefore, the entire system is amplified via a process of autoinduction.

This system was first discovered in the bioluminescent marine bacteria *Vibrio harveyi* and *V. fischeri* where it is used to control bioluminescence expression. In recent years it has become apparent that many Gram-negative bacteria employ one or more quorum sensing systems comprising HSL derivatives with different acyl side chains to regulate in a cell-density dependent manner a wide variety of physiological processes such as swarming motility, biofilm formation, pathogenicity, conjugation, bioluminescence or production of pigments and antibiotics (Table 1, for reviews and further references see, e.g.: Fuqua *et al.*, *Ann. Rev. Microbiol.* 50:727-51, 1996; Fuqua & Greenberg, *Curr. Opinion Microbiol.* 1:183-89, 1998; Eberl, *Syst. Appl. Microbiol.* 22:493-506, 1999; De Kievit & Iglewski, *Infect. Immun.* 68:4839-49, 2000).

Table 1: Summary of HSL-based quorum sensing systems

Bacterium	Regulatory proteins	Major HSL	HSL-regulated phenotype
<i>Aeromonas hydrophila</i>	AhyR, AhyI	C4-HSL	Extracellular protease, biofilm formation
<i>Aeromonas salmonicida</i>	AsaR, AsaI	C4-HSL	Extracellular protease
<i>Agrobacterium tumefaciens</i>	TraR, TraI	3-oxo-C8-HSL	Conjugal transfer
<i>Burkholderia cepacia</i>	CepR, CepI	C8-HSL	Protease, lipase, ornibactin synthesis, biofilm formation, swarming motility
<i>Chromobacterium violaceum</i>	CviR, CviI	C6-HSL	Antibiotics, violacein, exoenzymes, cyanide
<i>Enterobacter agglomerans</i>	EagR, EagI	3-oxo-C6-HSL	Unknown
<i>Erwinia carotovora</i>	CarR, (CarI) ExpR, ExpI	3-oxo-C6-HSL	Carbapenem antibiotics, exoenzyme production
<i>Erwinia chrysanthemi</i>	ExpR, ExpI (EchR, EchI)	3-oxo-C6-HSL	Pectinase expression
<i>Escherichia coli</i>	SdiA	Unknown	Cell division, virulence factor production
<i>Nitrosomonas europaea</i>	Unknown	3-oxo-C6-HSL	Emergence from lag phase
<i>Obesumbacterium proteus</i>	OprR, OprI	3-oxo-C6-HSL	Unknown
<i>Pantoea stewartii</i>	EsaR, EsaI	3-oxo-C6-HSL	Exopolysaccharide production, virulence factor production
<i>Pseudomonas aeruginosa</i>	LasR, LasI	3-oxo-C12-HSL	Extracellular virulence factors, Xcp, biofilm formation, RpoS, RhlR
<i>Pseudomonas aeruginosa</i>	RhlR, RhlI	C4-HSL	Extracellular virulence factors, cyanide, lectins,



			pyocyanin, rhamnolipid, type 4 pili, twitching motility
<i>Pseudomonas aureofaciens</i>	PhzR, PhzI	C6-HSL	Phenazine antibiotics
<i>Pseudomonas fluorescens</i>	HdtS	3-hydroxy-7- <i>cis</i> -C14-HSL	Unknown
<i>Ralstonia solanacearum</i>	SolR, SolI	C8-HSL	Unknown
<i>Rhizobium etli</i>	RaiR, RaiI	7 HSLs	Root nodulation
<i>Rhizobium leguminosarum</i>	RhiR	3-hydroxy-7- <i>cis</i> -C14-HSL	Nodulation, bacteriocin, stationary phase survival
<i>Rhizobium leguminosarum</i>	RhiR, RhiI	C6-HSL, C8-HSL	rhizome interactions
<i>Rhodobacter sphaeroides</i>	CerR, CerI	7- <i>cis</i> -C14-HSL	Clumping factor
<i>Serratia liquefaciens</i>	SwrR, SwrI	C4-HSL	Swarming motility, protease, serrawettin W2, lipase
<i>Vibrio anguillarum</i>	VanR, VanI	3-oxo-C10-HSL	Unknown
<i>Vibrio anguillarum</i>	VanM, VanN	C6-HSL, 3-hydroxy-C6-HSL	Unknown
<i>Vibrio fischeri</i>	LuxR, LuxI	3-oxo-C6-HSL	Bioluminescence
<i>Vibrio harveyi</i>	LuxM, LuxN	3-hydroxy-C4-HSL	Bioluminescence, PHB synthesis
<i>Xenorhabdus nematophilus</i>	Unknown	3-hydroxy-C4-HSL	Virulence
<i>Yersinia enterocolitica</i>	YenR, YenI	C6-HSL, 3-oxo-C6-HSL	Unknown
<i>Yersinia pestis</i>	YpeR, YpeI	Unknown	Unknown
<i>Yersinia pseudotuberculosis</i>	YpsR, YpsI	3-oxo-C6-HSL	Motility, clumping
<i>Yersinia pseudotuberculosis</i>	YtbR, YtbI	C8-HSL	Unknown
<i>Yersinia ruckeri</i>	YukR, YukI	Unknown	Unknown

With regard to bacteria that utilize HSL-based quorum sensing as part of their lifestyle, *Pseudomonas aeruginosa* is perhaps the best understood in terms of the role quorum sensing plays in pathogenicity. In this human opportunistic pathogen, which causes nosocomial infections in immunocompromized patients and has an extremely high potential to develop resistance mechanisms against traditional antibiotic treatment, production of many virulence factors including several proteases, exotoxin A, rhamnolipid, pyocyanin, cyanide and chitinase is regulated by two interlinked quorum sensing circuits. Moreover, it has been demonstrated that this signaling system is involved in the ability of *P. aeruginosa* to form biofilms (Davies *et al.*, *Science* 280:295-8, 1998). Recently Huber *et al.* (*Microbiology* 147:2517-28, 2001) demonstrated that biofilm formation and swarming motility of

*Burkholderia cepacia*, like *P. aeruginosa* a human opportunistic pathogen, is also dependent on an HSL-based quorum sensing system.

Biofilms are defined as an association of microorganisms growing attached to a surface and producing a slime layer of extracellular polymers in which the microbial consortia is embedded in a protective environment (for a review see: Costerton *et al.*, *Ann. Rev. Microbiol.* 49:711-45, 1995). Biofilms represent a severe problem as bacteria integrated in such a polymer matrix develop resistance to conventional antimicrobial agents. *P. aeruginosa* cells, for example, growing in an alginate slime matrix have been demonstrated to be resistant to antibiotics (e.g., aminoglycosides,  $\beta$ -lactam antibiotics, fluoroquinolones) and disinfectants (Govan & Deretic, *Microbiol. Rev.* 60:539-74, 1996). Several mechanisms for biofilm-mediated resistance development have been proposed (Costerton *et al.*, *Science* 284:1318-22, 1999).

In most natural, clinical and industrial settings bacteria are predominantly found in biofilms. Drinking water pipes, ship hulls, teeth or medical devices represent typical surfaces colonized by bacteria. On the one hand biofilms decrease the life time of materials through corrosive action in the industrial field, a process also referred to as "biofouling". Furthermore, microbial biofilms growing for example on ship hulls increase fuel consumption through enhanced frictional resistance and simultaneously reduce maneuverability. On the other hand two thirds of all bacterial infections in humans are associated with biofilms (Lewis, *Antimicrob. Agents Chemother.* 45:999-1007, 2001).

*Pseudomonas aeruginosa*, for example, forms infectious biofilms on surfaces as diverse as cystic fibrosis lung tissue, contact lenses, and catheter tubes (Stickler *et al.*, *Appl. Environm. Microbiol.* 64:3486-90, 1998). *Burkholderia cepacia* also forms biofilms in lungs of cystic fibrosis patients and is a major industrial contaminant (Govan *et al.*, *J. Med. Microbiol.* 45:395-407, 1996). Since biofilm formation of both organisms is demonstrated to require an HSL signaling system, inhibition of their quorum sensing systems would result in an impaired ability to form biofilms and therefore in an increased susceptibility to antibacterial treatment.

The discovery that a wide spectrum of organisms use quorum sensing to control virulence factor production and other phenotypes such as biofilm formation makes it an attractive target for antimicrobial therapy. Pathogenic organisms using this signaling system to control virulence could potentially be rendered avirulent by blocking this cell-cell



communication system. In contrast to traditional antibiotics, the risk of resistance development seems to be very low, since quorum sensing blocking agents would not kill the organism but disturb signal transduction pathways. There are several possibilities of interrupting the quorum sensing circuit.

5 For example, plants expressing an HSL-lactonase enzyme originally derived from *Bacillus sp.* have been demonstrated to quench pathogen quorum sensing signaling and to significantly enhance resistance to *Erwinia carotovora* infections (Dong *et al.*, *Nature* 411:813-7, 2001). An alternative way to block cell signaling could be to interrupt the HSL synthesis by using analogs of HSL precursors.

10 However, the most promising possibility to block quorum sensing is to take advantage of the unique specificity the HSLs and HSL-receptor proteins show for one another. The ability of homoserine lactone-based analogs to inhibit activation of HSL-receptor proteins has already been demonstrated in a number of bacteria including *Vibrio fischeri* (Schaefer *et al.*, *J. Bacteriol.* 178:2897-901, 1996), *Agrobacterium tumefaciens* (Zhu *et al.*, *J. Bacteriol.* 180:5398-405, 1998), *Chromobacterium violaceum* (McLean *et al.*, *Microbiology* 143:3703-11, 1997), *Aeromonas salmonicida* (Swift *et al.*, *J. Bacteriol.* 179:5271-81, 1997) and *Pseudomonas aeruginosa* (Pesci *et al.*, *J. Bacteriol.* 179:3127-32, 1997). However, none of these compounds have been developed as antimicrobial agents, e.g. in medical therapy, so far.

20 The only described non-HSL-based antimicrobials which are supposed to interfere specifically with HSL-regulated processes are halogenated furanone derivatives which are structurally similar to HSLs and have been isolated from red marine algae *Delisea pulchra* (WO 96/29392). Additionally, these substances have been demonstrated to inhibit also Gram-positive bacteria (WO 99/53915). However, the use of most of these compounds is limited due to their toxicity making them unsuitable for veterinary and medical applications.

25 Many target genes involved in biofilm formation, methods of screening for compounds to control biofilm development and HSL-based compositions to prevent biofilm formation have been described (WO 99/55368, WO 98/57618, WO 99/27786, WO 98/58075), but until now no promising antibacterial drug candidate has been developed that is capable of inhibiting biofilm formation in different areas, preferentially in the medical field.

30 It is an object of the present invention to provide compounds blocking specifically quorum sensing regulated processes without inhibiting bacterial growth. Furthermore, these



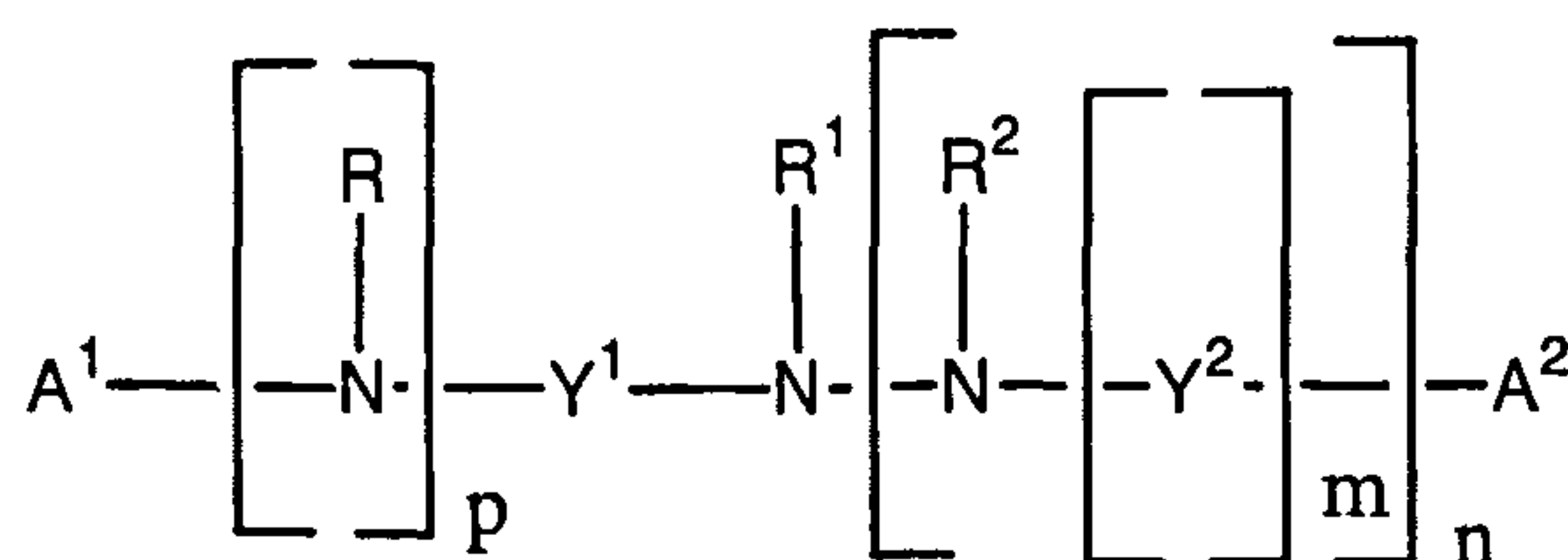
compounds should not be structural derivatives of the homoserine lactone family of regulatory compounds and should not exhibit any toxic properties.

Accordingly, we have been able to find compounds that can significantly reduce virulence gene expression and biofilm formation of several human pathogens. In contrast to the furanones the compounds of this invention do not show any toxic effect and are therefore suitable for applications in a wide area. Such applications could be the use of the compounds for instance as new antibiotic therapeutics, disinfectants, antifouling coatings or coatings of medical devices. In contrast to traditional antibacterial agents (like amide or 1,2-acylhydrazine derivatives in WO 01/51456; for the synthesis of amide or 1,2-acylhydrazine derivatives see also EP 638545 and EP 982292), the compounds of the present invention do not kill the microorganisms, but render them avirulent. The advantage of this alternative strategy is that the emergence of bacterial resistance against such antimicrobials is extremely improbable.

In general, the present invention provides compounds selectively modulating bacterial cell-cell communication. Through inhibition of this communication system the expression of many HSL-dependent virulence genes and other phenotypes like swarming motility and biofilm formation are significantly reduced or completely abolished rendering a bacterial population more susceptible to the host immune-response or to treatment with traditional antibacterial agents.

Thus, in one aspect, the invention refers to a method for inhibiting an HSL-regulated process in a microorganism by exposing the microorganism to a new class of compounds with an inhibitory effect on bacterial signaling.

The present invention therefore refers to compounds of the general Formula (I)



wherein

R is H, alkyl, cycloalkyl, aryl or heteroaryl;

R<sup>1</sup> is H, alkyl, cycloalkyl, aryl or heteroaryl;

5 R<sup>2</sup> is H, alkyl, cycloalkyl, aryl or heteroaryl;

A<sup>1</sup> and A<sup>2</sup> each independently represent an optionally substituted C<sub>1</sub>-C<sub>20</sub>-alkyl group which may contain one or more group(s) Z, or a monocyclic or polycyclic optionally substituted aromatic or non-aromatic ring system which may contain one or more group(s) X, and in case  
10 of a polycyclic ring system, said system contains at least one aromatic ring;

Z is selected from the group consisting of S, O, N, NR<sup>4</sup>, CO, CO<sub>2</sub>, CS, SO or SO<sub>2</sub>

X is selected from the group consisting of S, O, N, NR<sup>4</sup>, SO or SO<sub>2</sub>;

15 said substituted ring system carries a substituent R<sup>3</sup> on one or more of the carbon atoms of said ring system;  
said substituted C<sub>1</sub>-C<sub>20</sub>-alkyl group carries a substituent R<sup>3</sup> on one or more of the carbon atoms of said alkyl group;

20 R<sup>3</sup> is independently H, OR<sup>4</sup>, SR<sup>4</sup>, hydroxyalkyl, hydroxyalkylamino, cycloalkyl, halogen, haloalkyl, haloalkyloxy, NO<sub>2</sub>, CN, SO<sub>2</sub>NR<sup>4</sup>R<sup>5</sup>, CO<sub>2</sub>NR<sup>4</sup>R<sup>5</sup>, COR<sup>4</sup>, CO<sub>2</sub>R<sup>4</sup>, SO<sub>2</sub>R<sup>4</sup>, SO<sub>3</sub>R<sup>4</sup>, NR<sup>4</sup>R<sup>5</sup>, alkyl, aryl or heteroaryl;

25 R<sup>3'</sup> is independently H, OR<sup>4</sup>, SR<sup>4</sup>, hydroxyalkyl, hydroxyalkylamino, cycloalkyl, halogen, haloalkyl, haloalkyloxy, NO<sub>2</sub>, CN, SO<sub>2</sub>NR<sup>4</sup>R<sup>5</sup>, CO<sub>2</sub>NR<sup>4</sup>R<sup>5</sup>, COR<sup>4</sup>, CO<sub>2</sub>R<sup>4</sup>, SO<sub>2</sub>R<sup>4</sup>, SO<sub>3</sub>R<sup>4</sup>, NR<sup>4</sup>R<sup>5</sup>, alkyl, aryl or heteroaryl;

30 R<sup>3''</sup> is independently H, OR<sup>4</sup>, SR<sup>4</sup>, hydroxyalkyl, hydroxyalkylamino, cycloalkyl, halogen, haloalkyl, haloalkyloxy, NO<sub>2</sub>, CN, SO<sub>2</sub>NR<sup>4</sup>R<sup>5</sup>, CO<sub>2</sub>NR<sup>4</sup>R<sup>5</sup>, COR<sup>4</sup>, CO<sub>2</sub>R<sup>4</sup>, SO<sub>2</sub>R<sup>4</sup>, SO<sub>3</sub>R<sup>4</sup>, NR<sup>4</sup>R<sup>5</sup>, alkyl, aryl or heteroaryl;



$R^4$  is H, alkyl, cycloalkyl, aryl or heteroaryl;

$R^5$  is H, O-alkyl, O-aryl, alkyl, heteroaryl or aryl;

5  $Y^1$  and  $Y^2$  are independent from each other C=O, C=S, SO<sub>2</sub> or C=NR<sup>5</sup>;

p is 0, m is 0, n is 0;

or p is 0, m is 0, n is 1;

or p is 0, m is 1, n is 1;

10 or p is 1, m is 0, n is 0;

or p is 1, m is 0, n is 1;

or p is 1, m is 1, n is 1.

In Formula (I) the following definitions are used:

15

an alkyl group, if not stated otherwise, denotes a linear or branched C<sub>1</sub>-C<sub>6</sub>-alkyl, preferably a linear or branched chain of one to five carbon atoms, a linear or branched C<sub>1</sub>-C<sub>6</sub>-alkenyl or a linear or branched C<sub>1</sub>-C<sub>6</sub>-alkinyl group, which can optionally be substituted by one or more substituents R<sup>3</sup>, preferably by halogen;

20 the C<sub>1</sub>-C<sub>6</sub>-alkyl, C<sub>1</sub>-C<sub>6</sub>-alkenyl and C<sub>1</sub>-C<sub>6</sub>-alkinyl residue may be selected from the group

comprising -CH<sub>3</sub>, -C<sub>2</sub>H<sub>5</sub>, -CH=CH<sub>2</sub>, -C≡CH, -C<sub>3</sub>H<sub>7</sub>, -CH(CH<sub>3</sub>)<sub>2</sub>, -CH<sub>2</sub>-CH=CH<sub>2</sub>,  
-C(CH<sub>3</sub>)=CH<sub>2</sub>, -CH=CH-CH<sub>3</sub>, -C≡C-CH<sub>3</sub>, -CH<sub>2</sub>-C≡CH, -C<sub>4</sub>H<sub>9</sub>, -CH<sub>2</sub>-CH(CH<sub>3</sub>)<sub>2</sub>,  
-CH(CH<sub>3</sub>)-C<sub>2</sub>H<sub>5</sub>, -C(CH<sub>3</sub>)<sub>3</sub>, -C<sub>5</sub>H<sub>11</sub>, -C<sub>6</sub>H<sub>13</sub>, -C(R<sup>3</sup>)<sub>3</sub>, -CR<sup>3</sup>(R<sup>3'</sup>)<sub>2</sub>, -CR<sup>3</sup>(R<sup>3'</sup>)R<sup>3''</sup>, -C<sub>2</sub>(R<sup>3</sup>)<sub>5</sub>,  
-CH<sub>2</sub>-C(R<sup>3</sup>)<sub>3</sub>, -CH<sub>2</sub>-CR<sup>3</sup>(R<sup>3'</sup>)<sub>2</sub>, -CH<sub>2</sub>-CR<sup>3</sup>(R<sup>3'</sup>)R<sup>3''</sup>, -C<sub>3</sub>(R<sup>3</sup>)<sub>7</sub>, -C<sub>2</sub>H<sub>4</sub>-C(R<sup>3</sup>)<sub>3</sub>, -C<sub>2</sub>H<sub>4</sub>-

25 CH=CH<sub>2</sub>, -CH=CH-C<sub>2</sub>H<sub>5</sub>, -CH=C(CH<sub>3</sub>)<sub>2</sub>, -CH<sub>2</sub>-CH=CH-CH<sub>3</sub>, -CH=CH-CH=CH<sub>2</sub>, -C<sub>2</sub>H<sub>4</sub>-

C≡CH, -C≡C-C<sub>2</sub>H<sub>5</sub>, -CH<sub>2</sub>-C≡C-CH<sub>3</sub>, -C≡C-CH=CH<sub>2</sub>, -CH=CH-C≡CH, -C≡C-C≡CH,  
-C<sub>2</sub>H<sub>4</sub>-CH(CH<sub>3</sub>)<sub>2</sub>, -CH(CH<sub>3</sub>)-C<sub>3</sub>H<sub>7</sub>, -CH<sub>2</sub>-CH(CH<sub>3</sub>)-C<sub>2</sub>H<sub>5</sub>, -CH(CH<sub>3</sub>)-CH(CH<sub>3</sub>)<sub>2</sub>,

-C(CH<sub>3</sub>)<sub>2</sub>-C<sub>2</sub>H<sub>5</sub>, -CH<sub>2</sub>-C(CH<sub>3</sub>)<sub>3</sub>, -C<sub>3</sub>H<sub>6</sub>-CH=CH<sub>2</sub>, -CH=CH-C<sub>3</sub>H<sub>7</sub>, -C<sub>2</sub>H<sub>4</sub>-CH=CH-CH<sub>3</sub>,

-CH<sub>2</sub>-CH=CH-C<sub>2</sub>H<sub>5</sub>, -CH<sub>2</sub>-CH=CH-CH=CH<sub>2</sub>, -CH=CH-CH=CH-CH<sub>3</sub>, -CH=CH-CH<sub>2</sub>-

30 CH=CH<sub>2</sub>, -C(CH<sub>3</sub>)=CH-CH=CH<sub>2</sub>, -CH=C(CH<sub>3</sub>)-CH=CH<sub>2</sub>, -CH=CH-C(CH<sub>3</sub>)=CH<sub>2</sub>, -CH<sub>2</sub>-

CH=C(CH<sub>3</sub>)<sub>2</sub>, -C(CH<sub>3</sub>)=C(CH<sub>3</sub>)<sub>2</sub>, -C<sub>3</sub>H<sub>6</sub>-C≡CH, -C≡C-C<sub>3</sub>H<sub>7</sub>, -C<sub>2</sub>H<sub>4</sub>-C≡C-CH<sub>3</sub>, -CH<sub>2</sub>-

C≡C-C<sub>2</sub>H<sub>5</sub>, -CH<sub>2</sub>-C≡C-CH=CH<sub>2</sub>, -CH<sub>2</sub>-CH=CH-C≡CH, -CH<sub>2</sub>-C≡C-C≡CH, -C≡C-

CH=CH-CH<sub>3</sub>, -CH=CH-C≡C-CH<sub>3</sub>, -C≡C-C≡C-CH<sub>3</sub>, -C≡C-CH<sub>2</sub>-CH=CH<sub>2</sub>, -CH=CH-CH<sub>2</sub>-C≡CH, -C≡C-CH<sub>2</sub>-C≡CH, -C(CH<sub>3</sub>)=CH-CH=CH<sub>2</sub>, -CH=C(CH<sub>3</sub>)-CH=CH<sub>2</sub>, -CH=CH-C(CH<sub>3</sub>)=CH<sub>2</sub>, -C(CH<sub>3</sub>)=CH-C≡CH, -CH=C(CH<sub>3</sub>)-C≡CH, -C≡C-C(CH<sub>3</sub>)=CH<sub>2</sub>, -C<sub>3</sub>H<sub>6</sub>-CH(CH<sub>3</sub>)<sub>2</sub>, -C<sub>2</sub>H<sub>4</sub>-CH(CH<sub>3</sub>)-C<sub>2</sub>H<sub>5</sub>, -CH(CH<sub>3</sub>)-C<sub>4</sub>H<sub>9</sub>, -CH<sub>2</sub>-CH(CH<sub>3</sub>)-C<sub>3</sub>H<sub>7</sub>,  
 5 -CH(CH<sub>3</sub>)-CH<sub>2</sub>-CH(CH<sub>3</sub>)<sub>2</sub>, -CH(CH<sub>3</sub>)-CH(CH<sub>3</sub>)-C<sub>2</sub>H<sub>5</sub>, -CH<sub>2</sub>-CH(CH<sub>3</sub>)-CH(CH<sub>3</sub>)<sub>2</sub>, -CH<sub>2</sub>-C(CH<sub>3</sub>)<sub>2</sub>-C<sub>2</sub>H<sub>5</sub>, -C(CH<sub>3</sub>)<sub>2</sub>-C<sub>3</sub>H<sub>7</sub>, -C(CH<sub>3</sub>)<sub>2</sub>-CH(CH<sub>3</sub>)<sub>2</sub>, -C<sub>2</sub>H<sub>4</sub>-C(CH<sub>3</sub>)<sub>3</sub>, -CH(CH<sub>3</sub>)-C(CH<sub>3</sub>)<sub>3</sub>, -C<sub>4</sub>H<sub>8</sub>-CH=CH<sub>2</sub>, -CH=CH-C<sub>4</sub>H<sub>9</sub>, -C<sub>3</sub>H<sub>6</sub>-CH=CH-CH<sub>3</sub>, -CH<sub>2</sub>-CH=CH-C<sub>3</sub>H<sub>7</sub>, -C<sub>2</sub>H<sub>4</sub>-CH=CH-C<sub>2</sub>H<sub>5</sub>, -CH<sub>2</sub>-C(CH<sub>3</sub>)=C(CH<sub>3</sub>)<sub>2</sub>, -C<sub>2</sub>H<sub>4</sub>-CH=C(CH<sub>3</sub>)<sub>2</sub>, -C<sub>4</sub>H<sub>8</sub>-C≡CH, -C≡C-C<sub>4</sub>H<sub>9</sub>, -C<sub>3</sub>H<sub>6</sub>-C≡C-CH<sub>3</sub>, -CH<sub>2</sub>-C≡C-C<sub>3</sub>H<sub>7</sub>, -C<sub>2</sub>H<sub>4</sub>-C≡C-C<sub>2</sub>H<sub>5</sub>;

10 a cycloalkyl group denotes a non-aromatic ring system containing three to eight carbon atoms, preferably four to eight carbon atoms, wherein one or more of the carbon atoms in the ring can be substituted by a group X, X being as defined above; the C<sub>3</sub>-C<sub>8</sub>-cycloalkyl residue may be selected from the group comprising -cyclo-C<sub>3</sub>H<sub>5</sub>, -cyclo-C<sub>4</sub>H<sub>7</sub>, -cyclo-C<sub>5</sub>H<sub>9</sub>,  
 15 -cyclo-C<sub>6</sub>H<sub>11</sub>, -cyclo-C<sub>7</sub>H<sub>13</sub>, -cyclo-C<sub>8</sub>H<sub>15</sub>;

an alkoxy group denotes an O-alkyl group, the alkyl group being as defined above; the alkoxy group is preferably a methoxy, ethoxy, isopropoxy, *t*-butoxy or pentoxy group;

20 an haloalkyl group denotes an alkyl group which is substituted by one to five halogen atoms, the alkyl group being as defined above; the haloalkyl group is preferably a -C(R<sup>10</sup>)<sub>3</sub>, -CR<sup>10</sup>(R<sup>10'</sup>)<sub>2</sub>, -CR<sup>10</sup>(R<sup>10'</sup>)R<sup>10''</sup>, -C<sub>2</sub>(R<sup>10</sup>)<sub>5</sub>, -CH<sub>2</sub>-C(R<sup>10</sup>)<sub>3</sub>, -CH<sub>2</sub>-CR<sup>10</sup>(R<sup>10'</sup>)<sub>2</sub>, -CH<sub>2</sub>-CR<sup>10</sup>(R<sup>10'</sup>)R<sup>10''</sup>, -C<sub>3</sub>(R<sup>10</sup>)<sub>7</sub> or -C<sub>2</sub>H<sub>4</sub>-C(R<sup>10</sup>)<sub>3</sub>, wherein R<sup>10</sup>, R<sup>10'</sup>, R<sup>10''</sup> represent F, Cl, Br or I, preferably F;

25 a hydroxyalkyl group denotes an HO-alkyl group, the alkyl group being as defined above;

an haloalkyloxy group denotes an alkoxy group which is substituted by one to five halogen atoms, the alkyl group being as defined above; the haloalkyloxy group is preferably a  
 30 -OC(R<sup>10</sup>)<sub>3</sub>, -OCR<sup>10</sup>(R<sup>10'</sup>)<sub>2</sub>, -OCR<sup>10</sup>(R<sup>10'</sup>)R<sup>10''</sup>, -OC<sub>2</sub>(R<sup>10</sup>)<sub>5</sub>, -OCH<sub>2</sub>-C(R<sup>10</sup>)<sub>3</sub>, -OCH<sub>2</sub>-CR<sup>10</sup>(R<sup>10'</sup>)<sub>2</sub>, -OCH<sub>2</sub>-CR<sup>10</sup>(R<sup>10'</sup>)R<sup>10''</sup>, -OC<sub>3</sub>(R<sup>10</sup>)<sub>7</sub> or -OC<sub>2</sub>H<sub>4</sub>-C(R<sup>10</sup>)<sub>3</sub>, wherein R<sup>10</sup>, R<sup>10'</sup>, R<sup>10''</sup> represent F, Cl, Br or I, preferably F;



a hydroxyalkylamino group denotes an (HO-alkyl)<sub>2</sub>-N- group or HO-alkyl-NH- group, the alkyl group being as defined above;

a halogen group is chlorine, bromine, fluorine or iodine;

5 an aryl group preferably denotes an aromatic group having five to fifteen carbon atoms, which can optionally be substituted by one or more substituents R<sup>3</sup>, where R<sup>3</sup> is as defined above; the aryl group is preferably a phenyl group, -CH<sub>2</sub>Ph, -C<sub>2</sub>H<sub>4</sub>Ph, -CH=CH-Ph, -C≡C-Ph, -o-C<sub>6</sub>H<sub>4</sub>-R<sup>3</sup>, -m-C<sub>6</sub>H<sub>4</sub>-R<sup>3</sup>, -p-C<sub>6</sub>H<sub>4</sub>-R<sup>3</sup>, -o-CH<sub>2</sub>-C<sub>6</sub>H<sub>4</sub>-R<sup>3</sup>, -m-CH<sub>2</sub>-C<sub>6</sub>H<sub>4</sub>-R<sup>3</sup>, -p-CH<sub>2</sub>-C<sub>6</sub>H<sub>4</sub>-R<sup>3</sup>;  
10 R<sup>3</sup>;

a heteroaryl group denotes a 5- or 6-membered heterocyclic group which contains at least one heteroatom like O, N, S. This heterocyclic group can be fused to another ring. For example, this group can be selected from an oxazol-2-yl, oxazol-4-yl, oxazol-5-yl, thiazol-2-yl, thiazol-4-yl, thiazol-5-yl, isothiazol-3-yl, isothiazol-4-yl, isothiazol-5-yl, 1,2,4-oxadiazol-3-yl, 1,2,4-oxadiazol-5-yl, 1,2,4-thiadiazol-3-yl, 1,2,4-thiadiazol-5-yl, 1,2,5-oxadiazol-3-yl, 1,2,5-oxadiazol-4-yl, 1,2,5-thiadiazol-3-yl, 1-imidazolyl, 2-imidazolyl, 1,2,5-thiadiazol-4-yl, 4-imidazolyl, 1-pyrrolyl, 2-pyrrolyl, 3-pyrrolyl, 2-furanyl, 3-furanyl, 2-thienyl, 3-thienyl, 2-pyridyl, 3-pyridyl, 4-pyridyl, 2-pyrimidinyl, 4-pyrimidinyl, 5-pyrimidinyl, 3-pyridazinyl, 4-pyridazinyl, 2-pyrazinyl, 1-pyrazolyl, 3-pyrazolyl, 4-pyrazolyl, indolyl, indolinyl, benzo-  
20 [b]-furanyl, benzo[b]thiophenyl, benzimidazolyl, benzothiazolyl, quinazolinyl, quinoxazolinyl, or preferably isoxazol-3-yl, isoxazol-4-yl, isoxazol-5-yl, quinolinyl, tetrahydroquinolinyl, isoquinolinyl, tetrahydroisoquinolinyl group. This heterocyclic group can optionally be substituted by one or more substituents R<sup>3</sup>, where R<sup>3</sup> is as defined above.

25 In Formula (I), A<sup>1</sup> or A<sup>2</sup> each independently represent a C<sub>1</sub>-C<sub>20</sub>-alkyl group which is optionally substituted by one or more substituents R<sup>3</sup>, or a monocyclic or polycyclic aromatic or non-aromatic ring system which is optionally substituted by one or more substituents R<sup>3</sup> and in case of an aromatic ring system contains at least one aromatic ring. The optionally substituted monocyclic or polycyclic aromatic or non-aromatic ring system may also contain  
30 one or more groups X selected from S, O, N, NR<sup>4</sup>, SO or SO<sub>2</sub>. In preferred embodiments, A<sup>1</sup> and A<sup>2</sup> each independently represent an optionally substituted C<sub>1</sub>-C<sub>20</sub>-alkyl group or an

optionally substituted monocyclic or bicyclic aromatic ring system. In case of substitutions of carbon atoms in the ring system, preferably one, two or three carbon atoms are substituted by a group X, wherein X is selected from the group consisting of S, O, N,  $\text{NR}^4$ , SO or  $\text{SO}_2$ . In one preferred embodiment, one of the carbon atoms is substituted by a group  $\text{X} = \text{O}, \text{S}, \text{NH}$ .

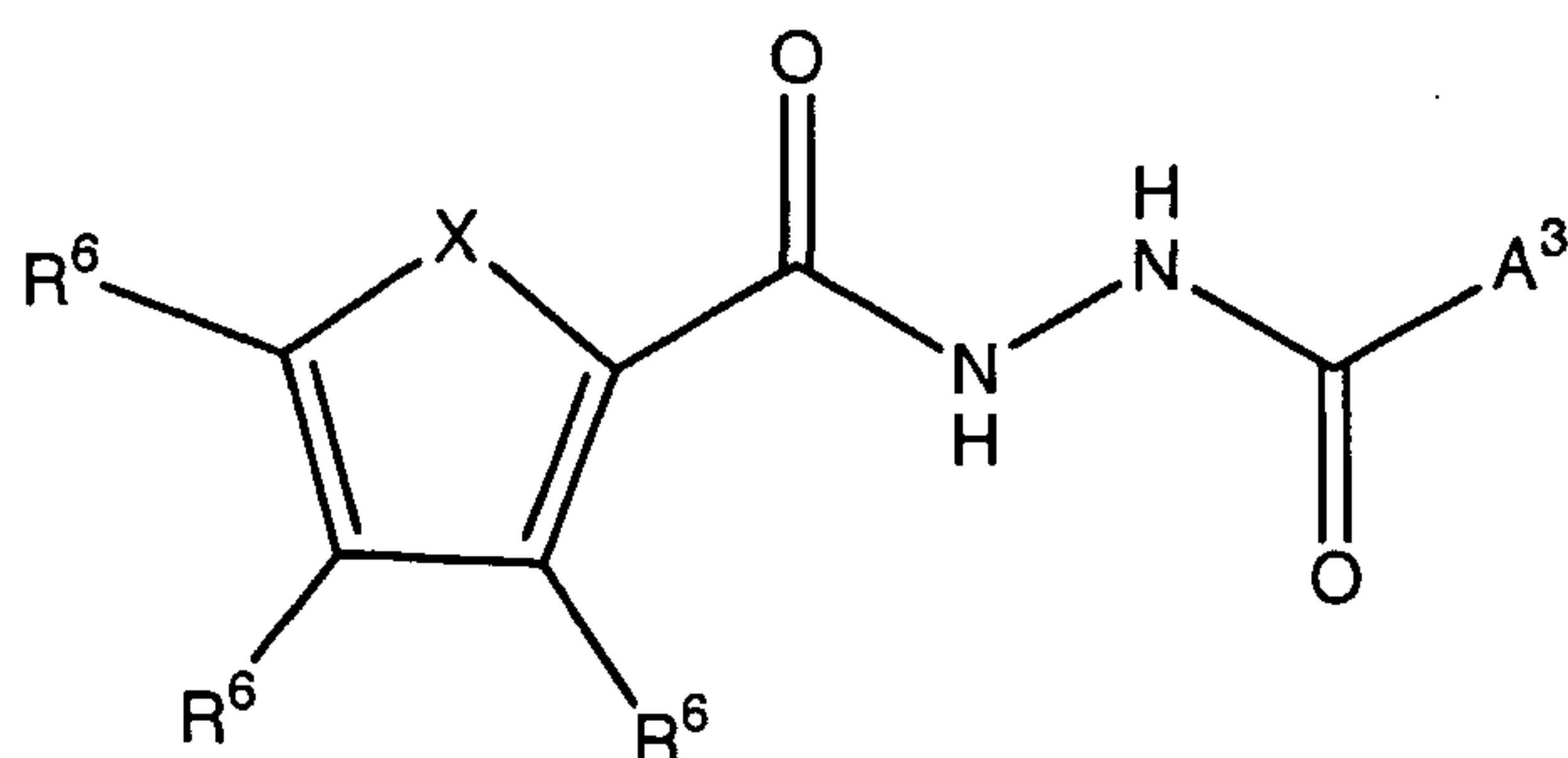
5 In Formula (I),  $\text{A}^1$  and/or  $\text{A}^2$  independently represent an optionally substituted  $\text{C}_1\text{-C}_{20}$ -alkyl group which is optionally substituted by one or more substituents  $\text{R}^3$ . Preferably  $\text{A}^1$  and/or  $\text{A}^2$  independently represent an optionally substituted  $\text{C}_1\text{-C}_{12}$ -alkyl group, said alkyl group may be a straight chain or branched chain alkyl group, and examples include methyl, ethyl, propyl, isopropyl, butyl, t-butyl, isobutyl, pentyl, hexyl, heptyl, octyl, nonyl, decyl,  
10 undecyl and dodecyl groups. The term alkyl group also contains alkenyl and alkynyl groups, that means that the alkyl group contains one or more double or triple bounds.

In Formula (I),  $\text{A}^1$  and/or  $\text{A}^2$  represent an optionally aromatic or non-aromatic ring system, which is substituted by one or more substituents  $\text{R}^3$ , said ring system may be a phenyl, 1-naphthyl, 2-naphthyl, 1-anthracenyl, 2-anthracenyl, 2-pyranyl, 3-pyranyl, 4-pyranyl,  
15 2-thiazolyl, 4-thiazolyl, 5-thiazolyl, 2-oxazolyl, 4-oxazolyl and 5-oxazolyl, in particular 3-pyrazolyl, 4-pyrazolyl, 5-pyrazolyl, 2-pyrazinyl, 3-pyrazinyl, 1-imidazolyl, 2-imidazolyl, 2-thienyl, 3-thienyl, 2-furyl, 3-furyl, 2-pyridyl, 3-pyridyl, 4-pyridyl, benzothiophene, pyrazolo[3,4-b]-pyridyl, 2-pyrimidyl, 4-pyrimidyl and 9H-thioxanthene-10,10-dioxide ring, in which the ring system can be fused to one or more other monocyclic aromatic or non-aromatic  
20 rings.

Suitable substituents for  $\text{A}^1$  and/or  $\text{A}^2$  are independently H,  $\text{NO}_2$ , CN,  $\text{CO}_2\text{R}^4$ ,  $\text{COR}^4$ ,  $\text{CONR}^4\text{R}^5$ ,  $\text{NR}^4\text{R}^5$ ,  $\text{OR}^4$ ,  $\text{SR}^4$ , hydroxyalkylamino, hydroxylalkyl, halogen, haloalkyl, haloalkyloxy,  $\text{SO}_2\text{NR}^4\text{R}^5$ ,  $\text{CO}_2\text{NR}^4\text{R}^5$ ,  $\text{CO}_2\text{R}^4$ ,  $\text{SO}_2\text{R}^4$ ,  $\text{SO}_3\text{R}^4$ ,  $\text{NR}^4\text{R}^5$ , alkyl, cycloalkyl,  
25 arylalkyl, aryl or heteroaryl.

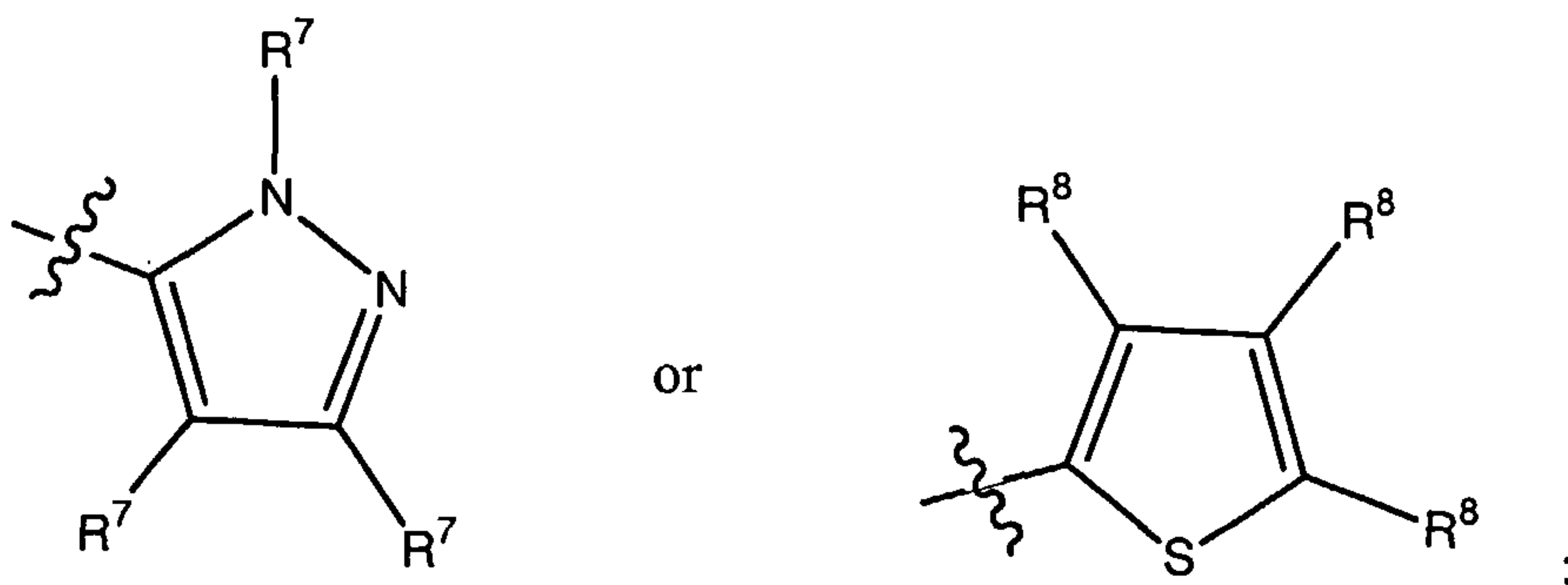
Furthermore the present invention is directed to novel compounds of the general Formula (X) and pharmaceutically acceptable salts thereof:





wherein

$A^3$  is an optionally substituted  $C_8-C_{20}$ -alkyl group or



5

an  $C_8-C_{20}$ -alkyl group denotes a linear or branched  $C_8-C_{20}$ -alkyl group, which is optionally substituted by  $R^3$ ,  $R^3$  being as defined below; the  $C_8-C_{20}$ -alkyl residue may be selected from the group comprising  $-C_8H_{17}$ ,  $-C_4H_8-C(CH_3)_3$ ,  $-C_5H_{10}-CH(CH_3)_2$ ,  $-C_4H_8-CH(CH_3)-C_2H_5$ ,  $-C_3H_6-C(CH_3)_2-C_2H_5$ ,  $-C_3H_6-CH(CH_3)-C_3H_7$ ,  $-C_2H_4-C(CH_3)_2-C_3H_7$ ,  $-C_2H_4-CH(CH_3)-C_4H_9$ ,  $-CH_2-C(CH_3)_2-C_4H_9$ ,  $-CH_2-CH(CH_3)-C_5H_{11}$ ,  $-C(CH_3)_2-C_5H_{11}$ ,  $-CH(CH_3)-C_6H_{13}$ ,  $-C_9H_{19}$ ,  $-C_5H_{10}-C(CH_3)_3$ ,  $-C_6H_{12}-CH(CH_3)_2$ ,  $-C_5H_{10}-CH(CH_3)-C_2H_5$ ,  $-C_4H_8-C(CH_3)_2-C_2H_5$ ,  $-C_4H_8-CH(CH_3)-C_3H_7$ ,  $-C_3H_6-C(CH_3)_2-C_3H_7$ ,  $-C_3H_6-CH(CH_3)-C_4H_9$ ,  $-C_2H_4-C(CH_3)_2-C_4H_9$ ,  $-C_2H_4-CH(CH_3)-C_5H_{11}$ ,  $-CH_2-C(CH_3)_2-C_5H_{11}$ ,  $-CH_2-CH(CH_3)-C_6H_{13}$ ,  $-C(CH_3)_2-C_6H_{13}$ ,  $-CH(CH_3)-C_7H_{15}$ ,  $-C_{10}H_{21}$ ,  $-C_6H_{12}-C(CH_3)_3$ ,  $-C_7H_{14}-CH(CH_3)_2$ ,  $-C_6H_{12}-CH(CH_3)-C_2H_5$ ,  $-C_5H_{10}-C(CH_3)_2-C_2H_5$ ,  $-C_5H_{10}-CH(CH_3)-C_3H_7$ ,  $-C_4H_8-C(CH_3)_2-C_3H_7$ ,  $-C_4H_8-CH(CH_3)-C_4H_9$ ,  $-C_3H_6-C(CH_3)_2-C_4H_9$ ,  $-C_3H_6-CH(CH_3)-C_5H_{11}$ ,  $-C_2H_4-C(CH_3)_2-C_5H_{11}$ ,  $-C_2H_4-CH(CH_3)-C_6H_{13}$ ,  $-CH_2-C(CH_3)_2-C_6H_{13}$ ,  $-CH_2-CH(CH_3)-C_7H_{15}$ ,  $-C(CH_3)_2-C_7H_{15}$ ,  $-CH(CH_3)-C_8H_{17}$ ,  $-C_{11}H_{23}$ ,  $-C_7H_{14}-C(CH_3)_3$ ,  $-C_8H_{16}-CH(CH_3)_2$ ,  $-C_7H_{14}-CH(CH_3)-C_2H_5$ ,  $-C_6H_{12}-C(CH_3)_2-C_2H_5$ ,  $-C_6H_{12}-CH(CH_3)-C_3H_7$ ,  $-C_5H_{10}-C(CH_3)_2-C_3H_7$ ,  $-C_5H_{10}-CH(CH_3)-C_4H_9$ ,  $-C_4H_8-C(CH_3)_2-C_4H_9$ ,  $-C_4H_8-CH(CH_3)-C_5H_{11}$ ,  $-C_3H_6-C(CH_3)_2-C_5H_{11}$ ,  $-C_3H_6-CH(CH_3)-C_6H_{13}$ ,  $-C_2H_4-C(CH_3)_2-C_6H_{13}$ ,  $-C_2H_4-CH(CH_3)-C_7H_{15}$ ,  $-CH_2-C(CH_3)_2-C_7H_{15}$ ,  $-CH_2-CH(CH_3)-C_8H_{17}$ ,  $-C(CH_3)_2-C_8H_{17}$ ,  $-CH(CH_3)-C_9H_{19}$ ,  $-C_{12}H_{25}$ ,  $-C_8H_{16}-C(CH_3)_3$ ,  $-C_9H_{18}-CH(CH_3)_2$ ,  $-C_8H_{16}-CH(CH_3)-C_2H_5$ ,  $-C_7H_{14}-C(CH_3)_2-C_2H_5$ ,  $-C_7H_{14}-$

20

CH(CH<sub>3</sub>)-C<sub>3</sub>H<sub>7</sub>, -C<sub>6</sub>H<sub>12</sub>-C(CH<sub>3</sub>)<sub>2</sub>-C<sub>3</sub>H<sub>7</sub>, -C<sub>6</sub>H<sub>12</sub>-CH(CH<sub>3</sub>)-C<sub>4</sub>H<sub>9</sub>, -C<sub>5</sub>H<sub>10</sub>-C(CH<sub>3</sub>)<sub>2</sub>-C<sub>4</sub>H<sub>9</sub>, -C<sub>5</sub>H<sub>10</sub>-CH(CH<sub>3</sub>)-C<sub>5</sub>H<sub>11</sub>, -C<sub>4</sub>H<sub>8</sub>-C(CH<sub>3</sub>)<sub>2</sub>-C<sub>5</sub>H<sub>11</sub>, -C<sub>4</sub>H<sub>8</sub>-CH(CH<sub>3</sub>)-C<sub>6</sub>H<sub>13</sub>, -C<sub>3</sub>H<sub>6</sub>-C(CH<sub>3</sub>)<sub>2</sub>-C<sub>6</sub>H<sub>13</sub>, -C<sub>3</sub>H<sub>6</sub>-CH(CH<sub>3</sub>)-C<sub>7</sub>H<sub>15</sub>, C<sub>2</sub>H<sub>4</sub>-C(CH<sub>3</sub>)<sub>2</sub>-C<sub>7</sub>H<sub>15</sub>, -C<sub>2</sub>H<sub>4</sub>-CH(CH<sub>3</sub>)-C<sub>8</sub>H<sub>17</sub>, CH<sub>2</sub>-C(CH<sub>3</sub>)<sub>2</sub>-C<sub>8</sub>H<sub>17</sub>, -CH<sub>2</sub>-CH(CH<sub>3</sub>)-C<sub>9</sub>H<sub>19</sub>, -C(CH<sub>3</sub>)<sub>2</sub>-C<sub>9</sub>H<sub>19</sub>, -CH(CH<sub>3</sub>)-C<sub>10</sub>H<sub>21</sub>;

5

R<sup>6</sup> is independently of each other -H, -F, -Cl, -Br, -I, -NO<sub>2</sub>, -NR<sup>4</sup>R<sup>5</sup>, -CN, alkyl, cycloalkyl, -OH, alkoxy, alkylthio, hydroxyalkylamino, haloalkyl, haloalkyloxy, hydroxyalkyl, aryl or heteroaryl;

10 R<sup>7</sup> is independently of each other -H, -F, -Cl, -Br, -I, -NO<sub>2</sub>, -NR<sup>4</sup>R<sup>5</sup>, -CN, alkyl, cycloalkyl, -OH, alkoxy, alkylthio, hydroxyalkylamino, haloalkyl, haloalkyloxy, hydroxyalkyl, aryl or heteroaryl;

15 R<sup>8</sup> is independently of each other -H, -F, -Cl, -Br, -I, -NO<sub>2</sub>, -NR<sup>4</sup>R<sup>5</sup>, -CN, alkyl, cycloalkyl, -OH, alkoxy, alkylthio, hydroxyalkylamino, haloalkyl, haloalkyloxy, hydroxyalkyl, aryl or heteroaryl;

X is selected from the group consisting of S, O, N, NR<sup>4</sup>, SO or SO<sub>2</sub>;

20 R<sup>4</sup> is H, alkyl, cycloalkyl, aryl or heteroaryl;

R<sup>5</sup> is H, O-alkyl, O-aryl, alkyl, heteroaryl or aryl;

25 R<sup>3</sup>, R<sup>3'</sup> or R<sup>3''</sup> are independently H, OR<sup>4</sup>, SR<sup>4</sup>, hydroxyalkyl, hydroxyalkylamino, cycloalkyl, halogen, haloalkyl, haloalkyloxy, NO<sub>2</sub>, CN, SO<sub>2</sub>NR<sup>4</sup>R<sup>5</sup>, CO<sub>2</sub>NR<sup>4</sup>R<sup>5</sup>, COR<sup>4</sup>, CO<sub>2</sub>R<sup>4</sup>, SO<sub>2</sub>R<sup>4</sup>, SO<sub>3</sub>R<sup>4</sup>, NR<sup>4</sup>R<sup>5</sup>, alkyl, aryl or heteroaryl; with R<sup>4</sup>, R<sup>5</sup> being as defined above;

an alkyl group, if not stated otherwise, denotes a linear or branched C<sub>1</sub>-C<sub>6</sub>-alkyl, preferably a linear or branched chain of one to five carbon atoms, a linear or branched C<sub>1</sub>-C<sub>6</sub>-alkenyl or a  
30 linear or branched C<sub>1</sub>-C<sub>6</sub>-alkinyl group, which can optionally be substituted by one or more substituents R<sup>3</sup>, preferably by halogen;



the C<sub>1</sub>-C<sub>6</sub>-alkyl, C<sub>1</sub>-C<sub>6</sub>-alkenyl and C<sub>1</sub>-C<sub>6</sub>-alkinyl residue may be selected from the group comprising -CH<sub>3</sub>, -C<sub>2</sub>H<sub>5</sub>, -CH=CH<sub>2</sub>, -C≡CH, -C<sub>3</sub>H<sub>7</sub>, -CH(CH<sub>3</sub>)<sub>2</sub>, -CH<sub>2</sub>-CH=CH<sub>2</sub>, -C(CH<sub>3</sub>)=CH<sub>2</sub>, -CH=CH-CH<sub>3</sub>, -C≡C-CH<sub>3</sub>, -CH<sub>2</sub>-C≡CH, -C<sub>4</sub>H<sub>9</sub>, -CH<sub>2</sub>-CH(CH<sub>3</sub>)<sub>2</sub>, -CH(CH<sub>3</sub>)-C<sub>2</sub>H<sub>5</sub>, -C(CH<sub>3</sub>)<sub>3</sub>, -C<sub>5</sub>H<sub>11</sub>, -C<sub>6</sub>H<sub>13</sub>, -C(R<sup>3</sup>)<sub>3</sub>, -CR<sup>3</sup>(R<sup>3'</sup>)<sub>2</sub>, -CR<sup>3</sup>(R<sup>3'</sup>)R<sup>3''</sup>, -C<sub>2</sub>(R<sup>3</sup>)<sub>5</sub>,  
5 -CH<sub>2</sub>-C(R<sup>3</sup>)<sub>3</sub>, -CH<sub>2</sub>-CR<sup>3</sup>(R<sup>3'</sup>)<sub>2</sub>, -CH<sub>2</sub>-CR<sup>3</sup>(R<sup>3'</sup>)R<sup>3''</sup>, -C<sub>3</sub>(R<sup>3</sup>)<sub>7</sub>, -C<sub>2</sub>H<sub>4</sub>-C(R<sup>3</sup>)<sub>3</sub>, -C<sub>2</sub>H<sub>4</sub>-CH=CH<sub>2</sub>, -CH=CH-C<sub>2</sub>H<sub>5</sub>, -CH=C(CH<sub>3</sub>)<sub>2</sub>, -CH<sub>2</sub>-CH=CH-CH<sub>3</sub>, -CH=CH-CH=CH<sub>2</sub>, -C<sub>2</sub>H<sub>4</sub>-C≡CH, -C≡C-C<sub>2</sub>H<sub>5</sub>, -CH<sub>2</sub>-C≡C-CH<sub>3</sub>, -C≡C-CH=CH<sub>2</sub>, -CH=CH-C≡CH, -C≡C-C≡CH, -C<sub>2</sub>H<sub>4</sub>-CH(CH<sub>3</sub>)<sub>2</sub>, -CH(CH<sub>3</sub>)-C<sub>3</sub>H<sub>7</sub>, -CH<sub>2</sub>-CH(CH<sub>3</sub>)-C<sub>2</sub>H<sub>5</sub>, -CH(CH<sub>3</sub>)-CH(CH<sub>3</sub>)<sub>2</sub>, -C(CH<sub>3</sub>)<sub>2</sub>-C<sub>2</sub>H<sub>5</sub>, -CH<sub>2</sub>-C(CH<sub>3</sub>)<sub>3</sub>, -C<sub>3</sub>H<sub>6</sub>-CH=CH<sub>2</sub>, -CH=CH-C<sub>3</sub>H<sub>7</sub>, -C<sub>2</sub>H<sub>4</sub>-CH=CH-CH<sub>3</sub>,  
10 -CH<sub>2</sub>-CH=CH-C<sub>2</sub>H<sub>5</sub>, -CH<sub>2</sub>-CH=CH-CH=CH<sub>2</sub>, -CH=CH-CH=CH-CH<sub>3</sub>, -CH=CH-CH<sub>2</sub>-CH=CH<sub>2</sub>, -C(CH<sub>3</sub>)=CH-CH=CH<sub>2</sub>, -CH=C(CH<sub>3</sub>)-CH=CH<sub>2</sub>, -CH=CH-C(CH<sub>3</sub>)=CH<sub>2</sub>, -CH<sub>2</sub>-CH=C(CH<sub>3</sub>)<sub>2</sub>, -C(CH<sub>3</sub>)=C(CH<sub>3</sub>)<sub>2</sub>, -C<sub>3</sub>H<sub>6</sub>-C≡CH, -C≡C-C<sub>3</sub>H<sub>7</sub>, -C<sub>2</sub>H<sub>4</sub>-C≡C-CH<sub>3</sub>, -CH<sub>2</sub>-C≡C-C<sub>2</sub>H<sub>5</sub>, -CH<sub>2</sub>-C≡C-CH=CH<sub>2</sub>, -CH<sub>2</sub>-CH=CH-C≡CH, -CH<sub>2</sub>-C≡C-C≡CH, -C≡C-CH=CH-CH<sub>3</sub>, -CH=CH-C≡C-CH<sub>3</sub>, -C≡C-C≡C-CH<sub>3</sub>, -C≡C-CH<sub>2</sub>-CH=CH<sub>2</sub>, -CH=CH-  
15 -CH<sub>2</sub>-C≡CH, -C≡C-CH<sub>2</sub>-C≡CH, -C(CH<sub>3</sub>)=CH-CH=CH<sub>2</sub>, -CH=C(CH<sub>3</sub>)-CH=CH<sub>2</sub>, -CH=CH-C(CH<sub>3</sub>)=CH<sub>2</sub>, -C(CH<sub>3</sub>)=CH-C≡CH, -CH=C(CH<sub>3</sub>)-C≡CH, -C≡C-C(CH<sub>3</sub>)=CH<sub>2</sub>, -C<sub>3</sub>H<sub>6</sub>-CH(CH<sub>3</sub>)<sub>2</sub>, -C<sub>2</sub>H<sub>4</sub>-CH(CH<sub>3</sub>)-C<sub>2</sub>H<sub>5</sub>, -CH(CH<sub>3</sub>)-C<sub>4</sub>H<sub>9</sub>, -CH<sub>2</sub>-CH(CH<sub>3</sub>)-C<sub>3</sub>H<sub>7</sub>, -CH(CH<sub>3</sub>)-CH<sub>2</sub>-CH(CH<sub>3</sub>)<sub>2</sub>, -CH(CH<sub>3</sub>)-CH(CH<sub>3</sub>)-C<sub>2</sub>H<sub>5</sub>, -CH<sub>2</sub>-CH(CH<sub>3</sub>)-CH(CH<sub>3</sub>)<sub>2</sub>, -CH<sub>2</sub>-C(CH<sub>3</sub>)<sub>2</sub>-C<sub>2</sub>H<sub>5</sub>, -C(CH<sub>3</sub>)<sub>2</sub>-C<sub>3</sub>H<sub>7</sub>, -C(CH<sub>3</sub>)<sub>2</sub>-CH(CH<sub>3</sub>)<sub>2</sub>, -C<sub>2</sub>H<sub>4</sub>-C(CH<sub>3</sub>)<sub>3</sub>, -CH(CH<sub>3</sub>)-C(CH<sub>3</sub>)<sub>3</sub>,  
20 -C<sub>4</sub>H<sub>8</sub>-CH=CH<sub>2</sub>, -CH=CH-C<sub>4</sub>H<sub>9</sub>, -C<sub>3</sub>H<sub>6</sub>-CH=CH-CH<sub>3</sub>, -CH<sub>2</sub>-CH=CH-C<sub>3</sub>H<sub>7</sub>, -C<sub>2</sub>H<sub>4</sub>-CH=CH-C<sub>2</sub>H<sub>5</sub>, -CH<sub>2</sub>-C(CH<sub>3</sub>)=C(CH<sub>3</sub>)<sub>2</sub>, -C<sub>2</sub>H<sub>4</sub>-CH=C(CH<sub>3</sub>)<sub>2</sub>, -C<sub>4</sub>H<sub>8</sub>-C≡CH, -C≡C-C<sub>4</sub>H<sub>9</sub>, -C<sub>3</sub>H<sub>6</sub>-C≡C-CH<sub>3</sub>, -CH<sub>2</sub>-C≡C-C<sub>3</sub>H<sub>7</sub>, -C<sub>2</sub>H<sub>4</sub>-C≡C-C<sub>2</sub>H<sub>5</sub>;

a cycloalkyl group denotes a non-aromatic ring system containing three to eight carbon atoms,  
25 preferably four to eight carbon atoms, wherein one or more of the carbon atoms in the ring can be substituted by a group X, X being as defined above; the C<sub>3</sub>-C<sub>8</sub>-cycloalkyl residue may be selected from the group comprising -cyclo-C<sub>3</sub>H<sub>5</sub>, -cyclo-C<sub>4</sub>H<sub>7</sub>, -cyclo-C<sub>5</sub>H<sub>9</sub>, -cyclo-C<sub>6</sub>H<sub>11</sub>, -cyclo-C<sub>7</sub>H<sub>13</sub>, -cyclo-C<sub>8</sub>H<sub>15</sub>;

30 an alkoxy group denotes an O-alkyl group, the alkyl group being as defined above; the alkoxy group is preferably a methoxy, ethoxy, isopropoxy, *t*-butoxy or pentoxy group.

an haloalkyl group denotes an alkyl group which is substituted by one to five halogen atoms, the alkyl group being as defined above; the haloalkyl group is preferably a  $-C(R^{10})_3$ ,  $-CR^{10}(R^{10'})_2$ ,  $-CR^{10}(R^{10'})R^{10''}$ ,  $-C_2(R^{10})_5$ ,  $-CH_2-C(R^{10})_3$ ,  $-CH_2-CR^{10}(R^{10'})_2$ ,  $-CH_2-CR^{10}(R^{10'})R^{10''}$ ,  $-C_3(R^{10})_7$  or  $-C_2H_4-C(R^{10})_3$ , wherein  $R^{10}$ ,  $R^{10'}$ ,  $R^{10''}$  represent F, Cl, Br or I, preferably F;

a hydroxyalkyl group denotes an HO-alkyl group, the alkyl group being as defined above;

an haloalkyloxy group denotes an alkoxy group which is substituted by one to five halogen atoms, the alkyl group being as defined above; the haloalkyloxy group is preferably a  $-OC(R^{10})_3$ ,  $-OCR^{10}(R^{10'})_2$ ,  $-OCR^{10}(R^{10'})R^{10''}$ ,  $-OC_2(R^{10})_5$ ,  $-OCH_2-C(R^{10})_3$ ,  $-OCH_2-CR^{10}(R^{10'})_2$ ,  $-OCH_2-CR^{10}(R^{10'})R^{10''}$ ,  $-OC_3(R^{10})_7$  or  $-OC_2H_4-C(R^{10})_3$ , wherein  $R^{10}$ ,  $R^{10'}$ ,  $R^{10''}$  represent F, Cl, Br or I, preferably F;

a hydroxyalkylamino group denotes an  $(HO-alkyl)_2-N-$  group or HO-alkyl-NH- group, the alkyl group being as defined above;

a halogen group is chlorine, bromine, fluorine or iodine;

an aryl group preferably denotes an aromatic group having five to fifteen carbon atoms, which can optionally be substituted by one or more substituents  $R^3$ , where  $R^3$  is as defined above; the aryl group is preferably a phenyl group,  $-CH_2Ph$ ,  $-C_2H_4Ph$ ,  $-CH=CH-Ph$ ,  $-C\equiv C-Ph$ ,  $-o-C_6H_4-R^3$ ,  $-m-C_6H_4-R^3$ ,  $-p-C_6H_4-R^3$ ,  $-o-CH_2-C_6H_4-R^3$ ,  $-m-CH_2-C_6H_4-R^3$ ,  $-p-CH_2-C_6H_4-R^3$ ;

a heteroaryl group denotes a 5- or 6-membered heterocyclic group which contains at least one heteroatom like O, N, S. This heterocyclic group can be fused to another ring. For example, this group can be selected from an oxazol-2-yl, oxazol-4-yl, oxazol-5-yl, thiazol-2-yl, thiazol-4-yl, thiazol-5-yl, isothiazol-3-yl, isothiazol-4-yl, isothiazol-5-yl, 1,2,4-oxadiazol-3-yl, 1,2,4-oxadiazol-5-yl, 1,2,4-thiadiazol-3-yl, 1,2,4-thiadiazol-5-yl, 1,2,5-oxadiazol-3-yl, 1,2,5-oxadiazol-4-yl, 1,2,5-thiadiazol-3-yl, 1-imidazolyl, 2-imidazolyl, 1,2,5-thiadiazol-4-yl, 4-imidazolyl, 1-pyrrolyl, 2-pyrrolyl, 3-pyrrolyl, 2-furanyl, 3-furanyl, 2-thienyl, 3-thienyl,

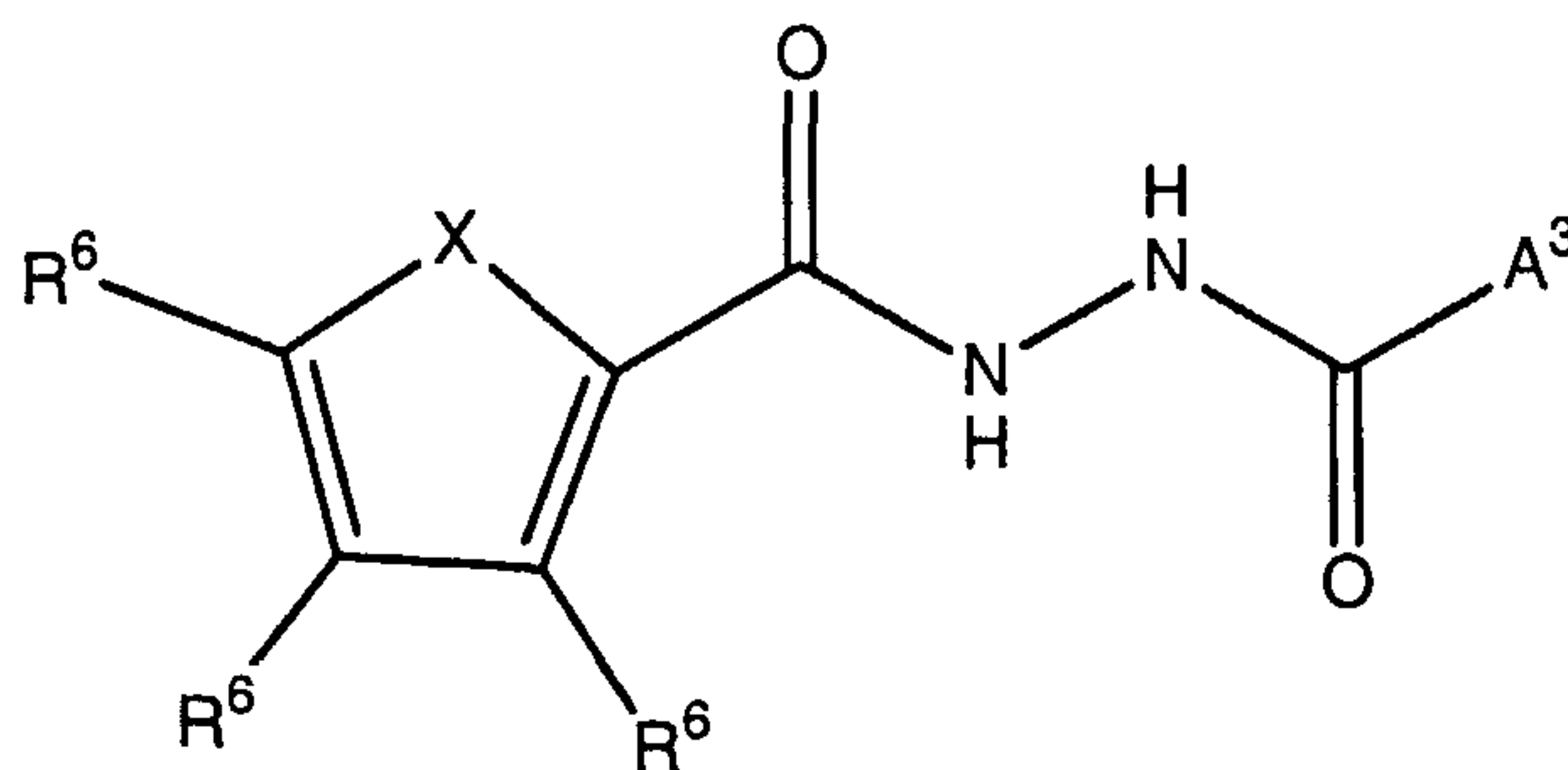


2-pyridyl, 3-pyridyl, 4-pyridyl, 2-pyrimidinyl, 4-pyrimidinyl, 5-pyrimidinyl, 3-pyridazinyl, 4-pyridazinyl, 2-pyrazinyl, 1-pyrazolyl, 3-pyrazolyl, 4-pyrazolyl, indolyl, indolinyl, benzo-[b]-furanyl, benzo[b]thiophenyl, benzimidazolyl, benzothiazolyl, quinazolinyl, quinoxazolinyl, or preferably isoxazol-3-yl, isoxazol-4-yl, isoxazol-5-yl, quinolinyl, tetrahydroquinolinyl, isoquinolinyl, tetrahydroisoquinolinyl group. This heterocyclic group can optionally be substituted by one or more substituents  $R^3$ , where  $R^3$  is as defined above.

However, the following compounds are excluded from Formula (X):

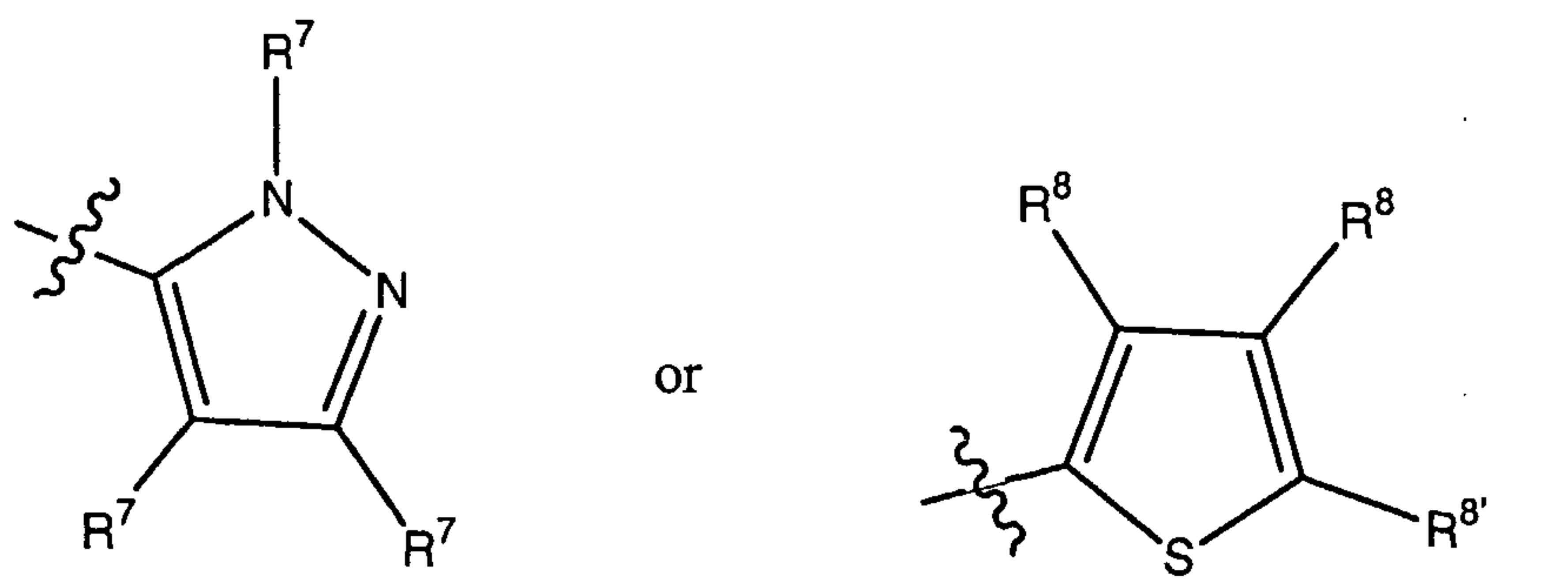
2-thiophenecarboxylic acid-5-nitro-2-(2-thienylcarbonyl) hydrazide, 4-butylthiophene-2-carboxylic acid- $N'$ -(4-butyl-thiophen-2-carbonyl) hydrazide, 2-thiophene-carboxylic acid-3-chloro-2-(2-thienylcarbonyl) hydrazide, 2-thiophene carboxylic acid-5-bromo-2-(2-thienylcarbonyl) hydrazide, 1H-pyrazole-5-carboxylic acid-1-methyl-2-(2-thienylcarbonyl) hydrazide, 2-thiophenecarboxylic acid-5-(4,5,6,7-tetrahydro-benzo[b]thien-2-yl)-2-[[5-(4,5,6,7-tetrahydrobenzo[b]thien-2-yl)-2-thienyl]-carbonyl]-hydrazide, 1H-pyrrole-2-carboxylic acid-2-(2-thienylcarbonyl)hydrazide, 2-thiophenecarboxylic acid-2-(2-thienylcarbonyl)-hydrazide, 2-thiophenecarboxylic acid  $N'$ -(furan-2-carbonyl) hydrazide, 2-thiophenecarboxylic acid- $N'$ -(5-bromofuran-2-carbonyl) hydrazide, 1H-pyrazole-3-carboxylic acid-4-bromo-1,5-dimethyl-2-(2-thienylcarbonyl)hydrazide, thiophene-2-carboxylic acid  $N'$ -(3-chloro-4-methylthiophene-2-carbonyl) hydrazide and 2-furancarboxylic acid-5-[[[4-methyl-6-(trifluoromethyl)-2-pyrimidinyl]thio]methyl]-2-(2-thienylcarbonyl)hydrazide.

Furthermore the present invention is directed to novel compounds of the general Formula (X) and pharmaceutically acceptable salts thereof:



wherein

$A^3$  is an optionally substituted  $C_8-C_{20}$ -alkyl group or



with the C<sub>8</sub>-C<sub>20</sub>-alkyl group being as defined above for Formula (X)

R<sup>3</sup> is defined as above in Formula (X)

5 R<sup>4</sup> is defined as above in Formula (X)

R<sup>5</sup> is defined as above in Formula (X)

R<sup>6</sup> is independently of each other -H, -F, -Cl, -Br, -I, -NO<sub>2</sub>, -NR<sup>4</sup>R<sup>5</sup>, -CN, C<sub>1</sub>-C<sub>3</sub>-alkyl, -OH, alkoxy, alkylthio, hydroxyalkylamino, haloalkyl, haloalkyloxy, hydroxyalkyl, aryl or heteroaryl;

10 said C<sub>1</sub>-C<sub>3</sub>-alkyl of R<sup>6</sup> denotes a linear or branched C<sub>1</sub>-C<sub>3</sub>-alkyl, a linear or branched C<sub>1</sub>-C<sub>3</sub>-alkenyl or a linear or branched C<sub>1</sub>-C<sub>3</sub>-alkinyl group, which can optionally be substituted by one or more substituents R', preferably by halogen; the C<sub>1</sub>-C<sub>3</sub>-alkyl, C<sub>1</sub>-C<sub>3</sub>-alkenyl and C<sub>1</sub>-C<sub>3</sub>-alkinyl residue may be selected from the group comprising -CH<sub>3</sub>, -C<sub>2</sub>H<sub>5</sub>, -CH=CH<sub>2</sub>, -C≡CH, -C<sub>3</sub>H<sub>7</sub>, -CH(CH<sub>3</sub>)<sub>2</sub>, -C≡C-CH<sub>3</sub>, -CH<sub>2</sub>-C≡CH;

15 R' is independently H, OR<sup>4</sup>, hydroxyalkyl, hydroxyalkylamino, cycloalkyl, halogen, haloalkyl, haloalkyloxy, NO<sub>2</sub>, CN, SO<sub>2</sub>NR<sup>4</sup>R<sup>5</sup>, CO<sub>2</sub>NR<sup>4</sup>R<sup>5</sup>, COR<sup>4</sup>, CO<sub>2</sub>R<sup>4</sup>, SO<sub>2</sub>R<sup>4</sup>, SO<sub>3</sub>R<sup>4</sup>, NR<sup>4</sup>R<sup>5</sup>, alkyl, aryl or heteroaryl;

R<sup>7</sup> is independently of each other -H, -F, -Cl, -I, -NO<sub>2</sub>, -NR<sup>4</sup>R<sup>5</sup>, -CN, C<sub>2</sub>-C<sub>6</sub>-alkyl, 20 cycloalkyl, -OH, alkoxy, alkylthio, hydroxyalkylamino, haloalkyl, haloalkyloxy, hydroxyalkyl, aryl or heteroaryl;

said C<sub>2</sub>-C<sub>6</sub>-alkyl of R<sup>7</sup>, denotes a linear or branched C<sub>2</sub>-C<sub>6</sub>-alkyl, a linear or branched C<sub>2</sub>-C<sub>6</sub>-alkenyl or a linear or branched C<sub>2</sub>-C<sub>6</sub>-alkinyl group, which can optionally be substituted by one or more substituents R<sup>3</sup>, preferably by halogen; the C<sub>2</sub>-C<sub>6</sub>-alkyl, C<sub>2</sub>-C<sub>6</sub>-alkenyl and C<sub>2</sub>-C<sub>6</sub>-alkinyl residue may be selected from the group comprising -C<sub>2</sub>H<sub>5</sub>, -CH=CH<sub>2</sub>, -C≡CH, 25 -C<sub>3</sub>H<sub>7</sub>, -CH(CH<sub>3</sub>)<sub>2</sub>, -C≡C-CH<sub>3</sub>, -CH<sub>2</sub>-C≡CH, -CH<sub>2</sub>-CH=CH<sub>2</sub>, -C(CH<sub>3</sub>)=CH<sub>2</sub>, -CH=CH-CH<sub>3</sub>, -C<sub>4</sub>H<sub>9</sub>, -CH<sub>2</sub>-CH(CH<sub>3</sub>)<sub>2</sub>, -CH(CH<sub>3</sub>)-C<sub>2</sub>H<sub>5</sub>, -C(CH<sub>3</sub>)<sub>3</sub>, -C<sub>5</sub>H<sub>11</sub>, -C<sub>6</sub>H<sub>13</sub>, -C(R<sup>3</sup>)<sub>3</sub>,



$-\text{CR}^3(\text{R}^{3'})_2$ ,  $-\text{CR}^3(\text{R}^{3'})\text{R}^{3''}$ ,  $-\text{C}_2(\text{R}^3)_5$ ,  $-\text{CH}_2-\text{C}(\text{R}^3)_3$ ,  $-\text{CH}_2-\text{CR}^3(\text{R}^{3'})_2$ ,  $-\text{CH}_2-\text{CR}^3(\text{R}^{3'})\text{R}^{3''}$ ,  
 $-\text{C}_3(\text{R}^3)_7$ ,  $-\text{C}_2\text{H}_4-\text{C}(\text{R}^3)_3$ ,  $-\text{C}_2\text{H}_4-\text{CH}=\text{CH}_2$ ,  $-\text{CH}=\text{CH}-\text{C}_2\text{H}_5$ ,  $-\text{CH}=\text{C}(\text{CH}_3)_2$ ,  $-\text{CH}_2-\text{CH}=\text{CH}-$   
 $\text{CH}_3$ ,  $-\text{CH}=\text{CH}-\text{CH}=\text{CH}_2$ ,  $-\text{C}_2\text{H}_4-\text{C}\equiv\text{CH}$ ,  $-\text{C}\equiv\text{C}-\text{C}_2\text{H}_5$ ,  $-\text{CH}_2-\text{C}\equiv\text{C}-\text{CH}_3$ ,  $-\text{C}\equiv\text{C}-\text{CH}=\text{CH}_2$ ,  
 $-\text{CH}=\text{CH}-\text{C}\equiv\text{CH}$ ,  $-\text{C}\equiv\text{C}-\text{C}\equiv\text{CH}$ ,  $-\text{C}_2\text{H}_4-\text{CH}(\text{CH}_3)_2$ ,  $-\text{CH}(\text{CH}_3)-\text{C}_3\text{H}_7$ ,  $-\text{CH}_2-\text{CH}(\text{CH}_3)-\text{C}_2\text{H}_5$ ,  
5  $-\text{CH}(\text{CH}_3)-\text{CH}(\text{CH}_3)_2$ ,  $-\text{C}(\text{CH}_3)_2-\text{C}_2\text{H}_5$ ,  $-\text{CH}_2-\text{C}(\text{CH}_3)_3$ ,  $-\text{C}_3\text{H}_6-\text{CH}=\text{CH}_2$ ,  $-\text{CH}=\text{CH}-\text{C}_3\text{H}_7$ ,  
 $-\text{C}_2\text{H}_4-\text{CH}=\text{CH}-\text{CH}_3$ ,  $-\text{CH}_2-\text{CH}=\text{CH}-\text{C}_2\text{H}_5$ ,  $-\text{CH}_2-\text{CH}=\text{CH}-\text{CH}=\text{CH}_2$ ,  $-\text{CH}=\text{CH}-\text{CH}=\text{CH}-$   
 $\text{CH}_3$ ,  $-\text{CH}=\text{CH}-\text{CH}_2-\text{CH}=\text{CH}_2$ ,  $-\text{C}(\text{CH}_3)=\text{CH}-\text{CH}=\text{CH}_2$ ,  $-\text{CH}=\text{C}(\text{CH}_3)-\text{CH}=\text{CH}_2$ ,  $-\text{CH}=\text{CH}-$   
 $\text{C}(\text{CH}_3)=\text{CH}_2$ ,  $-\text{CH}_2-\text{CH}=\text{C}(\text{CH}_3)_2$ ,  $-\text{C}(\text{CH}_3)=\text{C}(\text{CH}_3)_2$ ,  $-\text{C}_3\text{H}_6-\text{C}\equiv\text{CH}$ ,  $-\text{C}\equiv\text{C}-\text{C}_3\text{H}_7$ ,  $-\text{C}_2\text{H}_4-$   
 $\text{C}\equiv\text{C}-\text{CH}_3$ ,  $-\text{CH}_2-\text{C}\equiv\text{C}-\text{C}_2\text{H}_5$ ,  $-\text{CH}_2-\text{C}\equiv\text{C}-\text{CH}=\text{CH}_2$ ,  $-\text{CH}_2-\text{CH}=\text{CH}-\text{C}\equiv\text{CH}$ ,  $-\text{CH}_2-\text{C}\equiv\text{C}-$   
10  $\text{C}\equiv\text{CH}$ ,  $-\text{C}\equiv\text{C}-\text{CH}=\text{CH}-\text{CH}_3$ ,  $-\text{CH}=\text{CH}-\text{C}\equiv\text{C}-\text{CH}_3$ ,  $-\text{C}\equiv\text{C}-\text{C}\equiv\text{C}-\text{CH}_3$ ,  $-\text{C}\equiv\text{C}-\text{CH}_2-\text{CH}=\text{CH}_2$ ,  
 $-\text{CH}=\text{CH}-\text{CH}_2-\text{C}\equiv\text{CH}$ ,  $-\text{C}\equiv\text{C}-\text{CH}_2-\text{C}\equiv\text{CH}$ ,  $-\text{C}(\text{CH}_3)=\text{CH}-\text{CH}=\text{CH}_2$ ,  $-\text{CH}=\text{C}(\text{CH}_3)-$   
 $\text{CH}=\text{CH}_2$ ,  $-\text{CH}=\text{CH}-\text{C}(\text{CH}_3)=\text{CH}_2$ ,  $-\text{C}(\text{CH}_3)=\text{CH}-\text{C}\equiv\text{CH}$ ,  $-\text{CH}=\text{C}(\text{CH}_3)-\text{C}\equiv\text{CH}$ ,  $-\text{C}\equiv\text{C}-$   
 $\text{C}(\text{CH}_3)=\text{CH}_2$ ,  $-\text{C}_3\text{H}_6-\text{CH}(\text{CH}_3)_2$ ,  $-\text{C}_2\text{H}_4-\text{CH}(\text{CH}_3)-\text{C}_2\text{H}_5$ ,  $-\text{CH}(\text{CH}_3)-\text{C}_4\text{H}_9$ ,  $-\text{CH}_2-\text{CH}(\text{CH}_3)-$   
 $\text{C}_3\text{H}_7$ ,  $-\text{CH}(\text{CH}_3)-\text{CH}_2-\text{CH}(\text{CH}_3)_2$ ,  $-\text{CH}(\text{CH}_3)-\text{CH}(\text{CH}_3)-\text{C}_2\text{H}_5$ ,  $-\text{CH}_2-\text{CH}(\text{CH}_3)-\text{CH}(\text{CH}_3)_2$ ,  
15  $-\text{CH}_2-\text{C}(\text{CH}_3)_2-\text{C}_2\text{H}_5$ ,  $-\text{C}(\text{CH}_3)_2-\text{C}_3\text{H}_7$ ,  $-\text{C}(\text{CH}_3)_2-\text{CH}(\text{CH}_3)_2$ ,  $-\text{C}_2\text{H}_4-\text{C}(\text{CH}_3)_3$ ,  $-\text{CH}(\text{CH}_3)-$   
 $\text{C}(\text{CH}_3)_3$ ,  $-\text{C}_4\text{H}_8-\text{CH}=\text{CH}_2$ ,  $-\text{CH}=\text{CH}-\text{C}_4\text{H}_9$ ,  $-\text{C}_3\text{H}_6-\text{CH}=\text{CH}-\text{CH}_3$ ,  $-\text{CH}_2-\text{CH}=\text{CH}-\text{C}_3\text{H}_7$ ,  
 $-\text{C}_2\text{H}_4-\text{CH}=\text{CH}-\text{C}_2\text{H}_5$ ,  $-\text{CH}_2-\text{C}(\text{CH}_3)=\text{C}(\text{CH}_3)_2$ ,  $-\text{C}_2\text{H}_4-\text{CH}=\text{C}(\text{CH}_3)_2$ ,  $-\text{C}_4\text{H}_8-\text{C}\equiv\text{CH}$ ,  $-\text{C}\equiv\text{C}-$   
 $\text{C}_4\text{H}_9$ ,  $-\text{C}_3\text{H}_6-\text{C}\equiv\text{C}-\text{CH}_3$ ,  $-\text{CH}_2-\text{C}\equiv\text{C}-\text{C}_3\text{H}_7$ ,  $-\text{C}_2\text{H}_4-\text{C}\equiv\text{C}-\text{C}_2\text{H}_5$ ;

$\text{R}^3$ ,  $\text{R}^{3'}$  or  $\text{R}^{3''}$  are defined as above in Formula (X)

20  $\text{R}^4$ ,  $\text{R}^5$  are defined as above in Formula (X);

$\text{R}^8$  is independently of each other  $-\text{H}$ ,  $-\text{F}$ ,  $-\text{I}$ ,  $-\text{NR}^4\text{R}^5$ ,  $-\text{CN}$ ,  $\text{C}_1$ - $\text{C}_3$ -alkyl,  $-\text{OH}$ , alkoxy,  
 alkylthio, hydroxyalkylamino, haloalkyl, haloalkyloxy, hydroxyalkyl, aryl or heteroaryl;  
 said  $\text{C}_1$ - $\text{C}_3$ -alkyl of  $\text{R}^8$ , denotes a linear or branched  $\text{C}_1$ - $\text{C}_3$ -alkyl, a linear or branched  $\text{C}_1$ - $\text{C}_3$ -  
 25 alkenyl or a linear or branched  $\text{C}_1$ - $\text{C}_3$ -alkinyl group, which can optionally be substituted by  
 one or more substituents  $\text{R}'$ , preferably by halogen; the  $\text{C}_1$ - $\text{C}_3$ -alkyl,  $\text{C}_1$ - $\text{C}_3$ -alkenyl and  $\text{C}_1$ -  
 $\text{C}_3$ -alkinyl residue may be selected from the group comprising  $-\text{CH}_3$ ,  $-\text{C}_2\text{H}_5$ ,  $-\text{CH}=\text{CH}_2$ ,  
 $\text{C}\equiv\text{CH}$ ,  $-\text{C}_3\text{H}_7$ ,  $-\text{CH}(\text{CH}_3)_2$ ,  $-\text{C}\equiv\text{C}-\text{CH}_3$ ,  $-\text{CH}_2-\text{C}\equiv\text{CH}$ ;

$\text{R}'$  is defined as above in Formula (X);

30  $\text{R}^4$ ,  $\text{R}^5$  are defined as above in Formula (X);

$R^{8'}$  is independently of each other  $-F$ ,  $-I$ ,  $-NR^4R^5$ ,  $-CN$ ,  $C_1-C_3$ -alkyl,  $-OH$ , alkoxy, alkylthio, hydroxyalkylamino, haloalkyl, haloalkyloxy, hydroxyalkyl, aryl or heteroaryl; said  $C_1-C_3$ -alkyl of  $R^{8'}$ , denotes a linear or branched  $C_1-C_3$ -alkyl, a linear or branched  $C_1-C_3$ -alkenyl or a linear or branched  $C_1-C_3$ -alkinyl group, which can optionally be substituted by one or more substituents  $R'$ , preferably by halogen; the  $C_1-C_3$ -alkyl,  $C_1-C_3$ -alkenyl and  $C_1-C_3$ -alkinyl residue may be selected from the group comprising  $-CH_3$ ,  $-C_2H_5$ ,  $-CH=CH_2$ ,  $-C\equiv CH$ ,  $-C_3H_7$ ,  $-CH(CH_3)_2$ ,  $-C\equiv C-CH_3$ ,  $-CH_2-C\equiv CH$ ;

$R'$  is defined as above in Formula (X);

an alkyl group, referring to  $R^3$ ,  $R^{3'}$ ,  $R^{3''}$ ,  $R^4$  or  $R^5$  denotes a linear or branched  $C_1-C_6$ -alkyl, preferably a linear or branched chain of 1 to 5 carbon atoms, a linear or branched  $C_1-C_6$ -alkenyl or a linear or branched  $C_1-C_6$ -alkinyl group, which can optionally be substituted by one or more substituents  $R^3$ , preferably by halogen;

the  $C_1-C_6$ -alkyl,  $C_1-C_6$ -alkenyl and  $C_1-C_6$ -alkinyl residue may be selected from the group comprising  $-CH_3$ ,  $-C_2H_5$ ,  $-CH=CH_2$ ,  $-C\equiv CH$ ,  $-C_3H_7$ ,  $-CH(CH_3)_2$ ,  $-CH_2-CH=CH_2$ ,  $-C(CH_3)=CH_2$ ,  $-CH=CH-CH_3$ ,  $-C\equiv C-CH_3$ ,  $-CH_2-C\equiv CH$ ,  $-C_4H_9$ ,  $-CH_2-CH(CH_3)_2$ ,  $-CH(CH_3)-C_2H_5$ ,  $-C(CH_3)_3$ ,  $-C_5H_{11}$ ,  $-C_6H_{13}$ ,  $-C(R^3)_3$ ,  $-CR^3(R^{3'})_2$ ,  $-CR^3(R^{3'})R^{3''}$ ,  $-C_2(R^3)_5$ ,  $-CH_2-C(R^3)_3$ ,  $-CH_2-CR^3(R^{3'})_2$ ,  $-CH_2-CR^3(R^{3'})R^{3''}$ ,  $-C_3(R^3)_7$ ,  $-C_2H_4-C(R^3)_3$ ,  $-C_2H_4-CH=CH_2$ ,  $-CH=CH-C_2H_5$ ,  $-CH=C(CH_3)_2$ ,  $-CH_2-CH=CH-CH_3$ ,  $-CH=CH-CH=CH_2$ ,  $-C_2H_4-C\equiv CH$ ,  $-C\equiv C-C_2H_5$ ,  $-CH_2-C\equiv C-CH_3$ ,  $-C\equiv C-CH=CH_2$ ,  $-CH=CH-C\equiv CH$ ,  $-C\equiv C-C\equiv CH$ ,  $-C_2H_4-CH(CH_3)_2$ ,  $-CH(CH_3)-C_3H_7$ ,  $-CH_2-CH(CH_3)-C_2H_5$ ,  $-CH(CH_3)-CH(CH_3)_2$ ,  $-C(CH_3)_2-C_2H_5$ ,  $-CH_2-C(CH_3)_3$ ,  $-C_3H_6-CH=CH_2$ ,  $-CH=CH-C_3H_7$ ,  $-C_2H_4-CH=CH-CH_3$ ,  $-CH_2-CH=CH-C_2H_5$ ,  $-CH_2-CH=CH-CH=CH_2$ ,  $-CH=CH-CH=CH-CH_3$ ,  $-CH=CH-CH_2-CH=CH_2$ ,  $-C(CH_3)=CH-CH=CH_2$ ,  $-CH=C(CH_3)-CH=CH_2$ ,  $-CH=CH-C(CH_3)=CH_2$ ,  $-CH_2-CH=C(CH_3)_2$ ,  $-C(CH_3)=C(CH_3)_2$ ,  $-C_3H_6-C\equiv CH$ ,  $-C\equiv C-C_3H_7$ ,  $-C_2H_4-C\equiv C-CH_3$ ,  $-CH_2-C\equiv C-C_2H_5$ ,  $-CH_2-C\equiv C-CH=CH_2$ ,  $-CH_2-CH=CH-C\equiv CH$ ,  $-CH_2-C\equiv C-C\equiv CH$ ,  $-C\equiv C-CH=CH-CH_3$ ,  $-CH=CH-C\equiv C-CH_3$ ,  $-C\equiv C-C\equiv C-CH_3$ ,  $-C\equiv C-CH_2-CH=CH_2$ ,  $-CH=CH-CH_2-C\equiv CH$ ,  $-C\equiv C-CH_2-C\equiv CH$ ,  $-C(CH_3)=CH-CH=CH_2$ ,  $-CH=C(CH_3)-CH=CH_2$ ,  $-CH=CH-C(CH_3)=CH_2$ ,  $-C(CH_3)=CH-C\equiv CH$ ,  $-CH=C(CH_3)-C\equiv CH$ ,  $-C\equiv C-C(CH_3)=CH_2$ ,  $-C_3H_6-CH(CH_3)_2$ ,  $-C_2H_4-CH(CH_3)-C_2H_5$ ,  $-CH(CH_3)-C_4H_9$ ,  $-CH_2-CH(CH_3)-C_3H_7$ ,  $-CH(CH_3)-CH_2-CH(CH_3)_2$ ,  $-CH(CH_3)-CH(CH_3)-C_2H_5$ ,  $-CH_2-CH(CH_3)-CH(CH_3)_2$ ,  $-CH_2-C(CH_3)_2-C_2H_5$ ,  $-C(CH_3)_2-C_3H_7$ ,  $-C(CH_3)_2-CH(CH_3)_2$ ,  $-C_2H_4-C(CH_3)_3$ ,  $-CH(CH_3)-C(CH_3)_3$ ,



$-\text{C}_4\text{H}_8-\text{CH}=\text{CH}_2$ ,  $-\text{CH}=\text{CH}-\text{C}_4\text{H}_9$ ,  $-\text{C}_3\text{H}_6-\text{CH}=\text{CH}-\text{CH}_3$ ,  $-\text{CH}_2-\text{CH}=\text{CH}-\text{C}_3\text{H}_7$ ,  $-\text{C}_2\text{H}_4-\text{CH}=\text{CH}-\text{C}_2\text{H}_5$ ,  $-\text{CH}_2-\text{C}(\text{CH}_3)=\text{C}(\text{CH}_3)_2$ ,  $-\text{C}_2\text{H}_4-\text{CH}=\text{C}(\text{CH}_3)_2$ ,  $-\text{C}_4\text{H}_8-\text{C}\equiv\text{CH}$ ,  $-\text{C}\equiv\text{C}-\text{C}_4\text{H}_9$ ,  $-\text{C}_3\text{H}_6-\text{C}\equiv\text{C}-\text{CH}_3$ ,  $-\text{CH}_2-\text{C}\equiv\text{C}-\text{C}_3\text{H}_7$ ,  $-\text{C}_2\text{H}_4-\text{C}\equiv\text{C}-\text{C}_2\text{H}_5$ ;

$\text{R}^3$ ,  $\text{R}^{3'}$  or  $\text{R}^{3''}$  are defined as above in Formula (X);

5 a cycloalkyl group is defined as above in Formula (X);

an alkoxy group is defined as above in Formula (X);

an haloalkyl is defined as above for in Formula (X);

a hydroxyalkyl group is defined as above in Formula (X);

an haloalkyloxy group is defined as above in Formula (X);

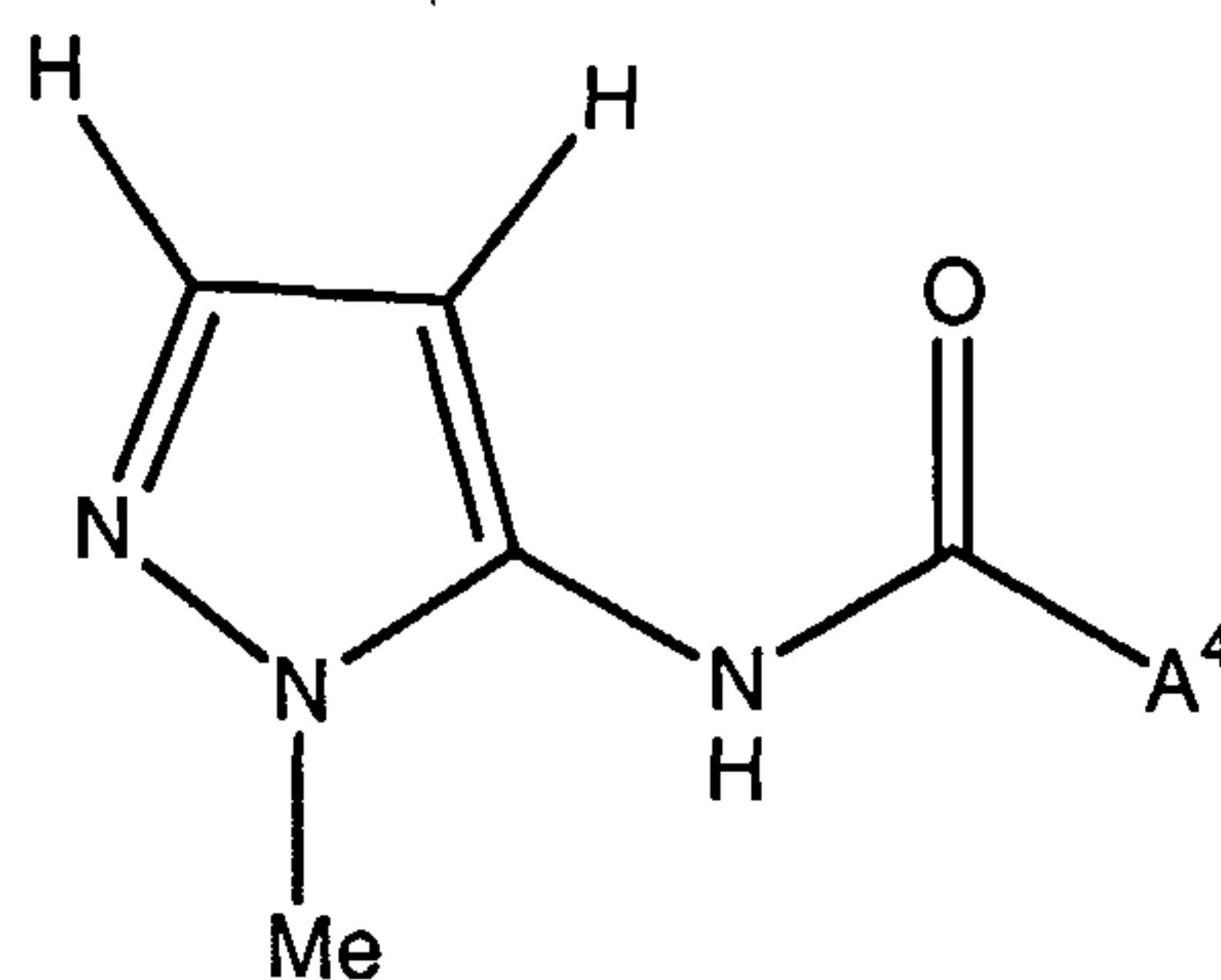
10 a hydroxyalkylamino group is defined as above in Formula (X);

a halogen group is defined as above in Formula (X);

an aryl group is defined as above in Formula (X);

a heteroaryl group is defined as above in Formula (X).

15 Furthermore the present invention is directed to novel compounds of the general Formula (XI) and pharmaceutically acceptable salts thereof:



wherein

$\text{A}^4$  is an unsubstituted  $\text{C}_1$ - $\text{C}_{10}$ -alkyl or a 5-membered heteroaryl group, which contains at least one heteroatom like O, N, S,  $\text{NR}^4$ , SO,  $\text{SO}_2$ , Se; which can optionally be substituted by one or more substituents  $\text{R}^3$ ;

$\text{R}^3$  is independently H,  $\text{OR}^4$ ,  $\text{SR}^4$ , hydroxyalkyl, hydroxyalkylamino, cycloalkyl, halogen, haloalkyl, haloalkyloxy,  $\text{NO}_2$ , CN,  $\text{SO}_2\text{NR}^4\text{R}^5$ ,  $\text{CO}_2\text{NR}^4\text{R}^5$ ,  $\text{COR}^4$ ,  $\text{CO}_2\text{R}^4$ ,  $\text{SO}_2\text{R}^4$ ,  $\text{SO}_3\text{R}^4$ ,  $\text{NR}^4\text{R}^5$ , alkyl, aryl or heteroaryl;

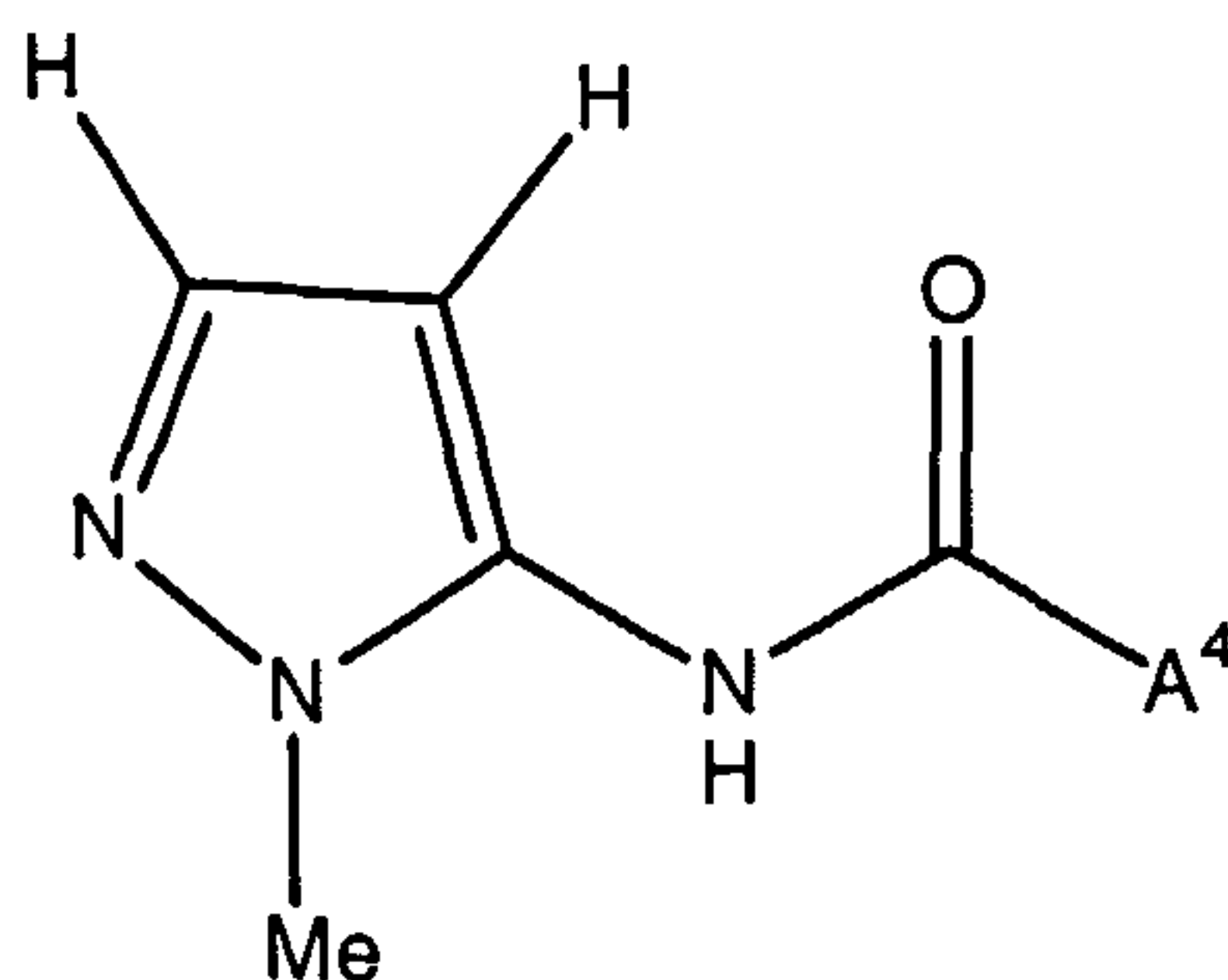
25  $\text{R}^4$  is H, alkyl, cycloalkyl, aryl or heteroaryl;

$\text{R}^5$  is H, O-alkyl, O-aryl, alkyl, heteroaryl or aryl;

said C<sub>1</sub>-C<sub>10</sub>-alkyl residue may be selected from the group comprising -CH<sub>3</sub>, -C<sub>2</sub>H<sub>5</sub>, -C<sub>3</sub>H<sub>7</sub>, -CH(CH<sub>3</sub>)<sub>2</sub>, -C<sub>4</sub>H<sub>9</sub>, -CH<sub>2</sub>-CH(CH<sub>3</sub>)<sub>2</sub>, -CH(CH<sub>3</sub>)-C<sub>2</sub>H<sub>5</sub>, -C(CH<sub>3</sub>)<sub>3</sub>, -C<sub>5</sub>H<sub>11</sub>, -C<sub>2</sub>H<sub>4</sub>-CH(CH<sub>3</sub>)<sub>2</sub>, -CH(CH<sub>3</sub>)-C<sub>3</sub>H<sub>7</sub>, -CH<sub>2</sub>-CH(CH<sub>3</sub>)-C<sub>2</sub>H<sub>5</sub>, -CH(CH<sub>3</sub>)-CH(CH<sub>3</sub>)<sub>2</sub>, -C(CH<sub>3</sub>)<sub>2</sub>-C<sub>2</sub>H<sub>5</sub>, -CH<sub>2</sub>-C(CH<sub>3</sub>)<sub>3</sub>, -C<sub>6</sub>H<sub>13</sub>, -C<sub>3</sub>H<sub>6</sub>-CH(CH<sub>3</sub>)<sub>2</sub>, -C<sub>2</sub>H<sub>4</sub>-CH(CH<sub>3</sub>)-C<sub>2</sub>H<sub>5</sub>, -CH(CH<sub>3</sub>)-C<sub>4</sub>H<sub>9</sub>, -CH<sub>2</sub>-CH(CH<sub>3</sub>)-C<sub>3</sub>H<sub>7</sub>, -CH(CH<sub>3</sub>)-CH<sub>2</sub>-CH(CH<sub>3</sub>)<sub>2</sub>, -CH(CH<sub>3</sub>)-CH(CH<sub>3</sub>)-C<sub>2</sub>H<sub>5</sub>, -CH<sub>2</sub>-CH(CH<sub>3</sub>)-CH(CH<sub>3</sub>)<sub>2</sub>, -CH<sub>2</sub>-C(CH<sub>3</sub>)<sub>2</sub>-C<sub>2</sub>H<sub>5</sub>, -C(CH<sub>3</sub>)<sub>2</sub>-C<sub>3</sub>H<sub>7</sub>, -C(CH<sub>3</sub>)<sub>2</sub>-CH(CH<sub>3</sub>)<sub>2</sub>, -C<sub>2</sub>H<sub>4</sub>-C(CH<sub>3</sub>)<sub>3</sub>, -CH(CH<sub>3</sub>)-C(CH<sub>3</sub>)<sub>3</sub>, -C<sub>7</sub>H<sub>15</sub>, -C<sub>3</sub>H<sub>6</sub>-C(CH<sub>3</sub>)<sub>3</sub>, -C<sub>4</sub>H<sub>8</sub>-CH(CH<sub>3</sub>)<sub>2</sub>, -C<sub>3</sub>H<sub>6</sub>-CH(CH<sub>3</sub>)-C<sub>2</sub>H<sub>5</sub>, -C<sub>2</sub>H<sub>4</sub>-C(CH<sub>3</sub>)<sub>2</sub>-C<sub>2</sub>H<sub>5</sub>, -C<sub>2</sub>H<sub>4</sub>-CH(CH<sub>3</sub>)-C<sub>3</sub>H<sub>7</sub>, -CH<sub>2</sub>-C(CH<sub>3</sub>)<sub>2</sub>-C<sub>3</sub>H<sub>7</sub>, -CH<sub>2</sub>-CH(CH<sub>3</sub>)-C<sub>4</sub>H<sub>9</sub>, -CH(CH<sub>3</sub>)-C<sub>5</sub>H<sub>11</sub>, -C<sub>8</sub>H<sub>17</sub>, -C<sub>4</sub>H<sub>8</sub>-C(CH<sub>3</sub>)<sub>3</sub>, -C<sub>5</sub>H<sub>10</sub>-CH(CH<sub>3</sub>)<sub>2</sub>, -C<sub>4</sub>H<sub>8</sub>-CH(CH<sub>3</sub>)-C<sub>2</sub>H<sub>5</sub>, -C<sub>3</sub>H<sub>6</sub>-C(CH<sub>3</sub>)<sub>2</sub>-C<sub>2</sub>H<sub>5</sub>, -C<sub>3</sub>H<sub>6</sub>-CH(CH<sub>3</sub>)-C<sub>3</sub>H<sub>7</sub>, -C<sub>2</sub>H<sub>4</sub>-C(CH<sub>3</sub>)<sub>2</sub>-C<sub>3</sub>H<sub>7</sub>, -C<sub>2</sub>H<sub>4</sub>-CH(CH<sub>3</sub>)-C<sub>4</sub>H<sub>9</sub>, -CH<sub>2</sub>-C(CH<sub>3</sub>)<sub>2</sub>-C<sub>4</sub>H<sub>9</sub>, -CH<sub>2</sub>-CH(CH<sub>3</sub>)-C<sub>5</sub>H<sub>11</sub>, -C(CH<sub>3</sub>)<sub>2</sub>-C<sub>5</sub>H<sub>11</sub>, -CH(CH<sub>3</sub>)-C<sub>6</sub>H<sub>13</sub>, -C<sub>9</sub>H<sub>19</sub>, -C<sub>5</sub>H<sub>10</sub>-C(CH<sub>3</sub>)<sub>3</sub>, -C<sub>6</sub>H<sub>12</sub>-CH(CH<sub>3</sub>)<sub>2</sub>, -C<sub>5</sub>H<sub>10</sub>-CH(CH<sub>3</sub>)-C<sub>2</sub>H<sub>5</sub>, -C<sub>4</sub>H<sub>8</sub>-C(CH<sub>3</sub>)<sub>2</sub>-C<sub>2</sub>H<sub>5</sub>, -C<sub>4</sub>H<sub>8</sub>-CH(CH<sub>3</sub>)-C<sub>3</sub>H<sub>7</sub>, -C<sub>3</sub>H<sub>6</sub>-C(CH<sub>3</sub>)<sub>2</sub>-C<sub>3</sub>H<sub>7</sub>, -C<sub>3</sub>H<sub>6</sub>-CH(CH<sub>3</sub>)-C<sub>4</sub>H<sub>9</sub>, -C<sub>2</sub>H<sub>4</sub>-C(CH<sub>3</sub>)<sub>2</sub>-C<sub>4</sub>H<sub>9</sub>, -C<sub>2</sub>H<sub>4</sub>-CH(CH<sub>3</sub>)-C<sub>5</sub>H<sub>11</sub>, -CH<sub>2</sub>-C(CH<sub>3</sub>)<sub>2</sub>-C<sub>5</sub>H<sub>11</sub>, -CH<sub>2</sub>-CH(CH<sub>3</sub>)-C<sub>6</sub>H<sub>13</sub>, -C(CH<sub>3</sub>)<sub>2</sub>-C<sub>6</sub>H<sub>13</sub>, -CH(CH<sub>3</sub>)-C<sub>7</sub>H<sub>15</sub>, -C<sub>10</sub>H<sub>21</sub>, -C<sub>6</sub>H<sub>12</sub>-C(CH<sub>3</sub>)<sub>3</sub>, -C<sub>7</sub>H<sub>14</sub>-CH(CH<sub>3</sub>)<sub>2</sub>, -C<sub>6</sub>H<sub>12</sub>-CH(CH<sub>3</sub>)-C<sub>2</sub>H<sub>5</sub>, -C<sub>5</sub>H<sub>10</sub>-C(CH<sub>3</sub>)<sub>2</sub>-C<sub>2</sub>H<sub>5</sub>, -C<sub>5</sub>H<sub>10</sub>-CH(CH<sub>3</sub>)-C<sub>3</sub>H<sub>7</sub>, -C<sub>4</sub>H<sub>8</sub>-C(CH<sub>3</sub>)<sub>2</sub>-C<sub>3</sub>H<sub>7</sub>, -C<sub>4</sub>H<sub>8</sub>-CH(CH<sub>3</sub>)-C<sub>4</sub>H<sub>9</sub>, -C<sub>3</sub>H<sub>6</sub>-C(CH<sub>3</sub>)<sub>2</sub>-C<sub>4</sub>H<sub>9</sub>, -C<sub>3</sub>H<sub>6</sub>-CH(CH<sub>3</sub>)-C<sub>5</sub>H<sub>11</sub>, -C<sub>2</sub>H<sub>4</sub>-C(CH<sub>3</sub>)<sub>2</sub>-C<sub>5</sub>H<sub>11</sub>, -C<sub>2</sub>H<sub>4</sub>-CH(CH<sub>3</sub>)-C<sub>6</sub>H<sub>13</sub>, -CH<sub>2</sub>-C(CH<sub>3</sub>)<sub>2</sub>-C<sub>6</sub>H<sub>13</sub>, -CH<sub>2</sub>-CH(CH<sub>3</sub>)-C<sub>7</sub>H<sub>15</sub>, -C(CH<sub>3</sub>)<sub>2</sub>-C<sub>7</sub>H<sub>15</sub>, -CH(CH<sub>3</sub>)-C<sub>8</sub>H<sub>17</sub>;

with the proviso that *N*-(1-methyl-1H-pyrazole-5-yl)-1H-pyrazole-1-carboxamide, and 1-ethyl-3-methyl-*N*-(1-methyl-1H-pyrazole-5-yl)-4-nitro-1H-pyrazole-5-carboxamide are excluded.

Furthermore the present invention is directed to novel compounds of the general Formula (XI) and pharmaceutically acceptable salts thereof:



wherein



$A^4$  is an unsubstituted  $C_1$ - $C_{10}$ -alkyl or a heteroaryl group, which can optionally be substituted by one or more substituents  $R^3$ ,

$R^3$  is independently H,  $OR^4$ ,  $SR^4$ , hydroxyalkyl, hydroxyalkylamino, cycloalkyl, halogen, haloalkyl, haloalkyloxy,  $NO_2$ , CN,  $SO_2NR^4R^5$ ,  $CO_2NR^4R^5$ ,  $COR^4$ ,  $CO_2R^4$ ,  $SO_2R^4$ ,  $SO_3R^4$ ,  $NR^4R^5$ , alkyl, aryl or heteroaryl;

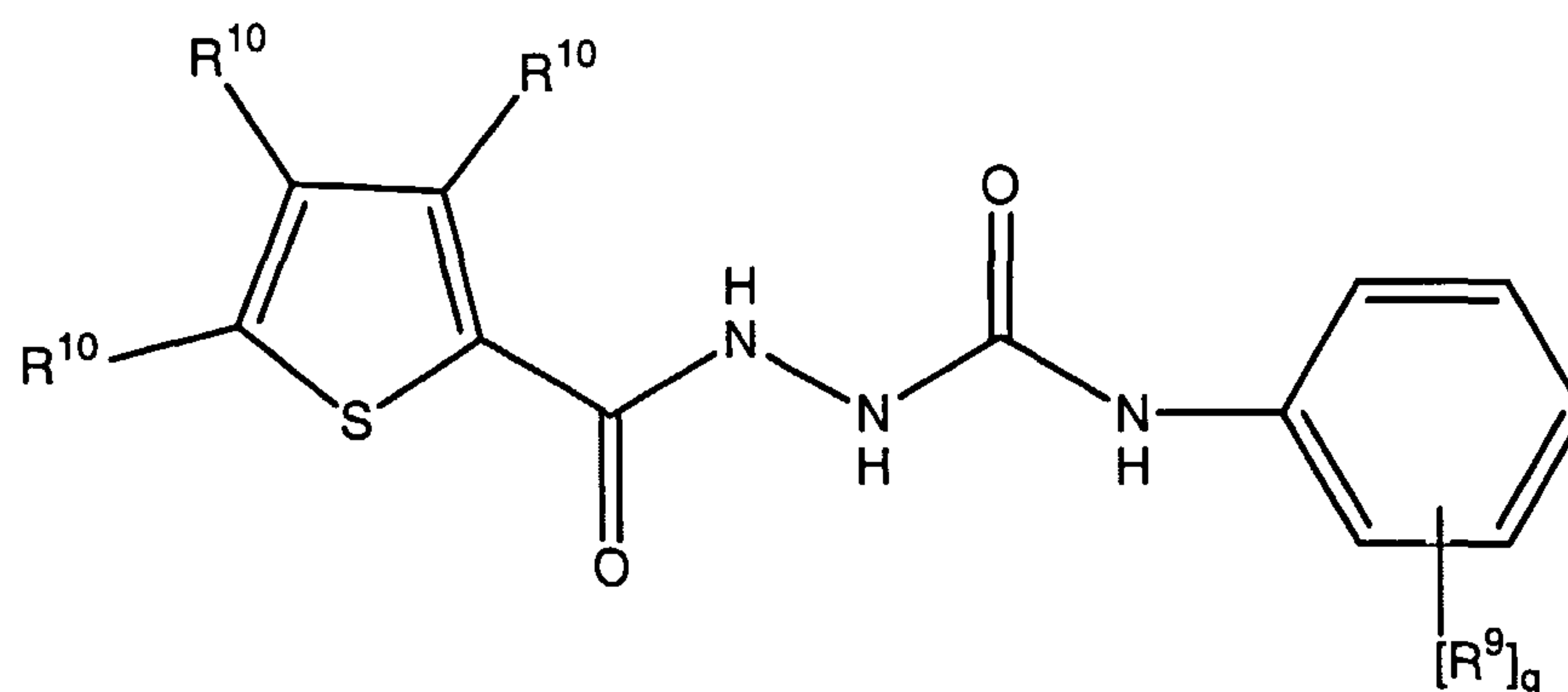
$R^4$  is H, alkyl, cycloalkyl, aryl or heteroaryl;

$R^5$  is H, O-alkyl, O-aryl, alkyl, heteroaryl or aryl;

a heteroaryl group may be selected from the group comprising oxazole-2-yl, oxazole-4-yl, oxazole-5-yl, thiazole-2-yl, thiazole-4-yl, thiazole-5-yl, isothiazole-3-yl, isothiazole-4-yl, isothiazole-5-yl, 1,2,4-oxadiazole-3-yl, 1,2,4-oxadiazole-5-yl, 1,2,4-thiadiazole-3-yl, 1,2,4-thiadiazole-5-yl, 1,2,5-oxadiazole-3-yl, 1,2,5-oxadiazole-4-yl, 1,2,5-thiadiazole-3-yl, 1-imidazolyl, 2-imidazolyl, 1,2,5-thiadiazol-4-yl, 4-imidazolyl, 1-pyrrolyl, 2-pyrrolyl, 3-pyrrolyl, 2-furanyl, 3-furanyl, 2-thienyl, 3-thienyl, 4-pyridyl, 4-pyrimidinyl, 5-pyrimidinyl, 3-pyridazinyl, 4-pyridazinyl, 2-pyrazinyl, 3-pyrazolyl, 4-pyrazolyl, indolyl, indolinyl, benzo[b]thiophenyl, benzimidazolyl, quinazolinyl, quinoxazolinyl, preferably isoxazole-3-yl, isoxazole-4-yl, isoxazole-5-yl, tetrahydroquinolinyl, isoquinolinyl, tetrahydroisoquinolinyl group, wherein said heteroaryl group can optionally be substituted by one or more substituents  $R^3$ ,  $R^3$  being as defined above in Formula (XI);

said  $C_1$ - $C_{10}$ -alkyl residue may be selected from the group given above for  $C_1$ - $C_{10}$ -alkyl residue of Formula (XI).

Furthermore the present invention is directed to novel compounds of the general Formula (XII) and pharmaceutically acceptable salts thereof:



wherein

$R^9$  is independently of each other  $-H$ ,  $-F$ ,  $-Cl$ ,  $-Br$ ,  $-I$ ,  $-SO_2NHR^4$ ,  $-SO_2N(R^4)_2$ ,  $-NR^4R^5$ ,  $-NR^4-CO-(C_1-C_6)-haloalkyl$ ,  $-NO_2$ ,  $-NR^4-SO_2-(C_1-C_6)-haloalkyl$ ,  $-CN$ , alkyl, cycloalkyl,  $-OH$ ,  $-SH$ , alkylthio, alkoxy, hydroxyalkylamino, haloalkyloxy, haloalkyl, hydroxyalkyl, aryl or heteroaryl;

$q$  is 0, 1, 2, 3, 4 or 5;

$R^{10}$  is independently of each other  $-H$ ,  $-F$ ,  $-Cl$ ,  $-Br$ ,  $-I$ ,  $-NO_2$ ,  $NR^4R^5$ ,  $-CN$ , alkyl,  $-OH$ , cycloalkyl,  $-SH$ , alkylthio, hydroxyalkylamino, hydroxyalkyl, aryl or heteroaryl;

$R^3$ ,  $R^{3'}$ ,  $R^{3''}$  is independently  $H$ ,  $OR^4$ ,  $SR^4$ , hydroxyalkyl, hydroxyalkylamino, cycloalkyl, halogen, haloalkyl, haloalkyloxy,  $NO_2$ ,  $CN$ ,  $SO_2NR^4R^5$ ,  $CO_2NR^4R^5$ ,  $COR^4$ ,  $CO_2R^4$ ,  $SO_2R^4$ ,  $SO_3R^4$ ,  $NR^4R^5$ , alkyl, aryl or heteroaryl;

$R^4$  is  $H$ , alkyl, cycloalkyl, aryl or heteroaryl;

$R^5$  is  $H$ ,  $O$ -alkyl,  $O$ -aryl, alkyl, heteroaryl or aryl;

$X$  is selected from the group consisting of  $S$ ,  $O$ ,  $N$ ,  $NR^4$ ,  $SO$  or  $SO_2$ ;

an alkyl group, if not stated otherwise, denotes a linear or branched  $C_1-C_6$ -alkyl, preferably a linear or branched chain of one to five carbon atoms, a linear or branched  $C_1-C_6$ -alkenyl or a linear or branched  $C_1-C_6$ -alkinyl group, which can optionally be substituted by one or more substituents  $R^3$ , preferably by halogen;

the  $C_1-C_6$ -alkyl,  $C_1-C_6$ -alkenyl and  $C_1-C_6$ -alkinyl residue may be selected from the group comprising  $-CH_3$ ,  $-C_2H_5$ ,  $-CH=CH_2$ ,  $-C\equiv CH$ ,  $-C_3H_7$ ,  $-CH(CH_3)_2$ ,  $-CH_2-CH=CH_2$ ,  $-C(CH_3)=CH_2$ ,  $-CH=CH-CH_3$ ,  $-C\equiv C-CH_3$ ,  $-CH_2-C\equiv CH$ ,  $-C_4H_9$ ,  $-CH_2-CH(CH_3)_2$ ,  $-CH(CH_3)-C_2H_5$ ,  $-C(CH_3)_3$ ,  $-C_5H_{11}$ ,  $-C_6H_{13}$ ,  $-C(R^3)_3$ ,  $-CR^3(R^{3'})_2$ ,  $-CR^3(R^{3'})R^{3''}$ ,  $-C_2(R^3)_5$ ,  $-CH_2-C(R^3)_3$ ,  $-CH_2-CR^3(R^{3'})_2$ ,  $-CH_2-CR^3(R^{3'})R^{3''}$ ,  $-C_3(R^3)_7$ ,  $-C_2H_4-C(R^3)_3$ ,  $-C_2H_4-CH=CH_2$ ,  $-CH=CH-C_2H_5$ ,  $-CH=C(CH_3)_2$ ,  $-CH_2-CH=CH-CH_3$ ,  $-CH=CH-CH=CH_2$ ,  $-C_2H_4-C\equiv CH$ ,  $-C\equiv C-C_2H_5$ ,  $-CH_2-C\equiv C-CH_3$ ,  $-C\equiv C-CH=CH_2$ ,  $-CH=CH-C\equiv CH$ ,  $-C\equiv C-C\equiv CH$ ,



$-\text{C}_2\text{H}_4-\text{CH}(\text{CH}_3)_2$ ,  $-\text{CH}(\text{CH}_3)-\text{C}_3\text{H}_7$ ,  $-\text{CH}_2-\text{CH}(\text{CH}_3)-\text{C}_2\text{H}_5$ ,  $-\text{CH}(\text{CH}_3)-\text{CH}(\text{CH}_3)_2$ ,  
 $-\text{C}(\text{CH}_3)_2-\text{C}_2\text{H}_5$ ,  $-\text{CH}_2-\text{C}(\text{CH}_3)_3$ ,  $-\text{C}_3\text{H}_6-\text{CH}=\text{CH}_2$ ,  $-\text{CH}=\text{CH}-\text{C}_3\text{H}_7$ ,  $-\text{C}_2\text{H}_4-\text{CH}=\text{CH}-\text{CH}_3$ ,  
 $-\text{CH}_2-\text{CH}=\text{CH}-\text{C}_2\text{H}_5$ ,  $-\text{CH}_2-\text{CH}=\text{CH}-\text{CH}=\text{CH}_2$ ,  $-\text{CH}=\text{CH}-\text{CH}=\text{CH}-\text{CH}_3$ ,  $-\text{CH}=\text{CH}-\text{CH}_2-$   
 $\text{CH}=\text{CH}_2$ ,  $-\text{C}(\text{CH}_3)=\text{CH}-\text{CH}=\text{CH}_2$ ,  $-\text{CH}=\text{C}(\text{CH}_3)-\text{CH}=\text{CH}_2$ ,  $-\text{CH}=\text{CH}-\text{C}(\text{CH}_3)=\text{CH}_2$ ,  $-\text{CH}_2-$   
5  $\text{CH}=\text{C}(\text{CH}_3)_2$ ,  $-\text{C}(\text{CH}_3)=\text{C}(\text{CH}_3)_2$ ,  $-\text{C}_3\text{H}_6-\text{C}\equiv\text{CH}$ ,  $-\text{C}\equiv\text{C}-\text{C}_3\text{H}_7$ ,  $-\text{C}_2\text{H}_4-\text{C}\equiv\text{C}-\text{CH}_3$ ,  $-\text{CH}_2-$   
 $\text{C}\equiv\text{C}-\text{C}_2\text{H}_5$ ,  $-\text{CH}_2-\text{C}\equiv\text{C}-\text{CH}=\text{CH}_2$ ,  $-\text{CH}_2-\text{CH}=\text{CH}-\text{C}\equiv\text{CH}$ ,  $-\text{CH}_2-\text{C}\equiv\text{C}-\text{C}\equiv\text{CH}$ ,  $-\text{C}\equiv\text{C}-$   
 $\text{CH}=\text{CH}-\text{CH}_3$ ,  $-\text{CH}=\text{CH}-\text{C}\equiv\text{C}-\text{CH}_3$ ,  $-\text{C}\equiv\text{C}-\text{C}\equiv\text{C}-\text{CH}_3$ ,  $-\text{C}\equiv\text{C}-\text{CH}_2-\text{CH}=\text{CH}_2$ ,  $-\text{CH}=\text{CH}-$   
 $\text{CH}_2-\text{C}\equiv\text{CH}$ ,  $-\text{C}\equiv\text{C}-\text{CH}_2-\text{C}\equiv\text{CH}$ ,  $-\text{C}(\text{CH}_3)=\text{CH}-\text{CH}=\text{CH}_2$ ,  $-\text{CH}=\text{C}(\text{CH}_3)-\text{CH}=\text{CH}_2$ ,  
 $-\text{CH}=\text{CH}-\text{C}(\text{CH}_3)=\text{CH}_2$ ,  $-\text{C}(\text{CH}_3)=\text{CH}-\text{C}\equiv\text{CH}$ ,  $-\text{CH}=\text{C}(\text{CH}_3)-\text{C}\equiv\text{CH}$ ,  $-\text{C}\equiv\text{C}-\text{C}(\text{CH}_3)=\text{CH}_2$ ,  
10  $-\text{C}_3\text{H}_6-\text{CH}(\text{CH}_3)_2$ ,  $-\text{C}_2\text{H}_4-\text{CH}(\text{CH}_3)-\text{C}_2\text{H}_5$ ,  $-\text{CH}(\text{CH}_3)-\text{C}_4\text{H}_9$ ,  $-\text{CH}_2-\text{CH}(\text{CH}_3)-\text{C}_3\text{H}_7$ ,  
 $-\text{CH}(\text{CH}_3)-\text{CH}_2-\text{CH}(\text{CH}_3)_2$ ,  $-\text{CH}(\text{CH}_3)-\text{CH}(\text{CH}_3)-\text{C}_2\text{H}_5$ ,  $-\text{CH}_2-\text{CH}(\text{CH}_3)-\text{CH}(\text{CH}_3)_2$ ,  $-\text{CH}_2-$   
 $\text{C}(\text{CH}_3)_2-\text{C}_2\text{H}_5$ ,  $-\text{C}(\text{CH}_3)_2-\text{C}_3\text{H}_7$ ,  $-\text{C}(\text{CH}_3)_2-\text{CH}(\text{CH}_3)_2$ ,  $-\text{C}_2\text{H}_4-\text{C}(\text{CH}_3)_3$ ,  $-\text{CH}(\text{CH}_3)-\text{C}(\text{CH}_3)_3$ ,  
 $-\text{C}_4\text{H}_8-\text{CH}=\text{CH}_2$ ,  $-\text{CH}=\text{CH}-\text{C}_4\text{H}_9$ ,  $-\text{C}_3\text{H}_6-\text{CH}=\text{CH}-\text{CH}_3$ ,  $-\text{CH}_2-\text{CH}=\text{CH}-\text{C}_3\text{H}_7$ ,  $-\text{C}_2\text{H}_4-$   
 $\text{CH}=\text{CH}-\text{C}_2\text{H}_5$ ,  $-\text{CH}_2-\text{C}(\text{CH}_3)=\text{C}(\text{CH}_3)_2$ ,  $-\text{C}_2\text{H}_4-\text{CH}=\text{C}(\text{CH}_3)_2$ ,  $-\text{C}_4\text{H}_8-\text{C}\equiv\text{CH}$ ,  $-\text{C}\equiv\text{C}-\text{C}_4\text{H}_9$ ,  
15  $-\text{C}_3\text{H}_6-\text{C}\equiv\text{C}-\text{CH}_3$ ,  $-\text{CH}_2-\text{C}\equiv\text{C}-\text{C}_3\text{H}_7$ ,  $-\text{C}_2\text{H}_4-\text{C}\equiv\text{C}-\text{C}_2\text{H}_5$ ;  $\text{R}^3$ ,  $\text{R}^{3'}$  or  $\text{R}^{3''}$  being as defined  
above;

a cycloalkyl group denotes a non-aromatic ring system containing three to eight carbon atoms,  
preferably four to eight carbon atoms, wherein one or more of the carbon atoms in the ring  
20 can be substituted by a group X, X being as defined above; the  $\text{C}_3$ – $\text{C}_8$ –cycloalkyl residue may  
be selected from the group comprising  $-\text{cyclo}-\text{C}_3\text{H}_5$ ,  $-\text{cyclo}-\text{C}_4\text{H}_7$ ,  $-\text{cyclo}-\text{C}_5\text{H}_9$ ,  $-\text{cyclo}-$   
 $\text{C}_6\text{H}_{11}$ ,  $-\text{cyclo}-\text{C}_7\text{H}_{13}$ ,  $-\text{cyclo}-\text{C}_8\text{H}_{15}$ ;

an alkoxy group denotes an O-alkyl group, the alkyl group being as defined above; the alkoxy  
25 group is preferably a methoxy, ethoxy, isopropoxy, *t*-butoxy or pentoxy group.

an haloalkyl group denotes an alkyl group which is substituted by one to five halogen atoms,  
the alkyl group being as defined above; the haloalkyl group is preferably a  $-\text{C}(\text{R}^{10})_3$ ,  $-$   
 $\text{CR}^{10}(\text{R}^{10'})_2$ ,  $-\text{CR}^{10}(\text{R}^{10'})\text{R}^{10''}$ ,  $-\text{C}_2(\text{R}^{10})_5$ ,  $-\text{CH}_2-\text{C}(\text{R}^{10})_3$ ,  $-\text{CH}_2-\text{CR}^{10}(\text{R}^{10'})_2$ ,  $-\text{CH}_2-$   
30  $\text{CR}^{10}(\text{R}^{10'})\text{R}^{10''}$ ,  $-\text{C}_3(\text{R}^{10})_7$  or  $-\text{C}_2\text{H}_4-\text{C}(\text{R}^{10})_3$ , wherein  $\text{R}^{10}$ ,  $\text{R}^{10'}$ ,  $\text{R}^{10''}$  represent F, Cl, Br or I,  
preferably F;

a hydroxyalkyl group denotes an HO-alkyl group, the alkyl group being as defined above;

an haloalkyloxy group denotes an alkoxy group which is substituted by one to five halogen atoms, the alkyl group being as defined above; the haloalkyloxy group is preferably a  
 5 -OC(R<sup>10</sup>)<sub>3</sub>, -OCR<sup>10</sup>(R<sup>10'</sup>)<sub>2</sub>, -OCR<sup>10</sup>(R<sup>10'</sup>)R<sup>10''</sup>, -OC<sub>2</sub>(R<sup>10</sup>)<sub>5</sub>, -OCH<sub>2</sub>-C(R<sup>10</sup>)<sub>3</sub>, -OCH<sub>2</sub>-  
 CR<sup>10</sup>(R<sup>10'</sup>)<sub>2</sub>, -OCH<sub>2</sub>-CR<sup>10</sup>(R<sup>10'</sup>)R<sup>10''</sup>, -OC<sub>3</sub>(R<sup>10</sup>)<sub>7</sub> or -OC<sub>2</sub>H<sub>4</sub>-C(R<sup>10</sup>)<sub>3</sub>, wherein R<sup>10</sup>, R<sup>10'</sup>, R<sup>10''</sup>  
 represent F, Cl, Br or I, preferably F;

10 a hydroxyalkylamino group denotes an (HO-alkyl)<sub>2</sub>-N- group or HO-alkyl-NH- group, the  
 alkyl group being as defined above;

a halogen group is chlorine, bromine, fluorine or iodine;

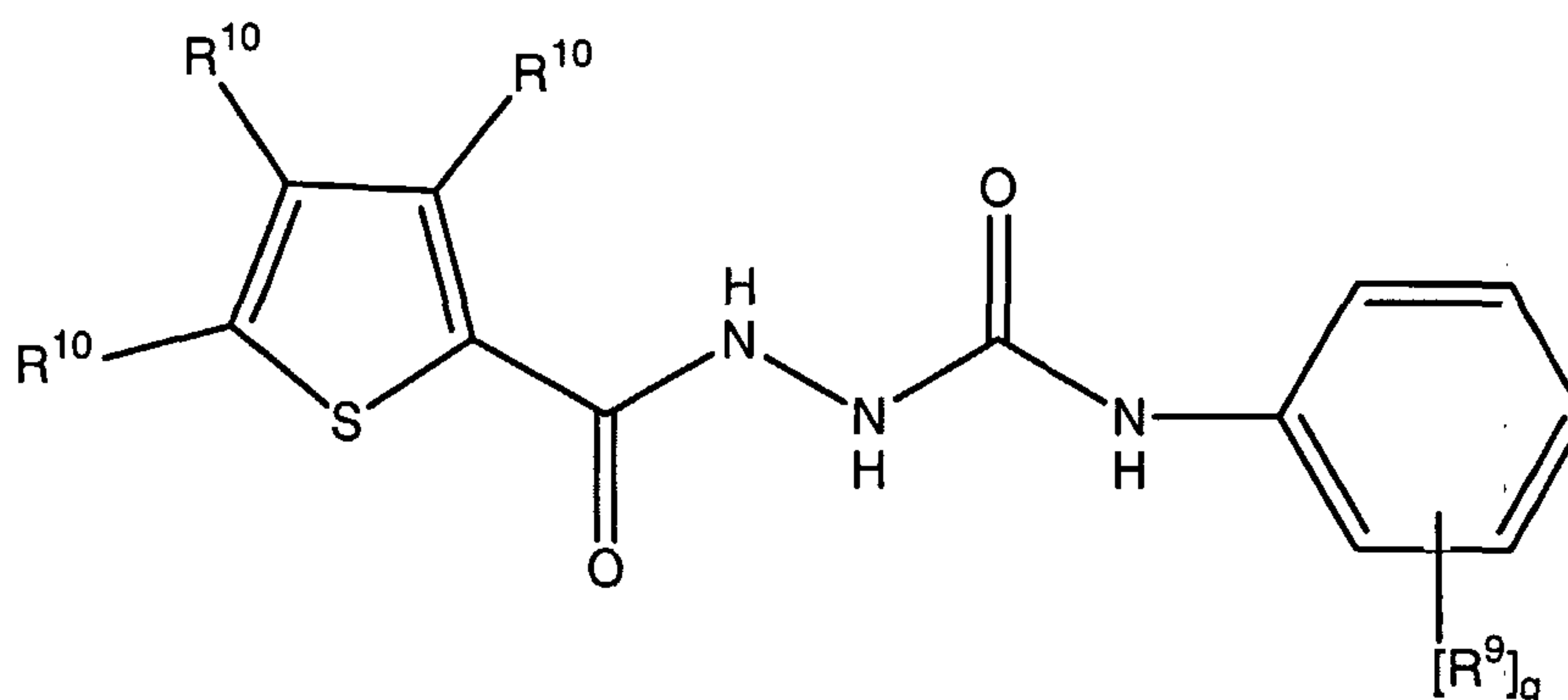
15 an aryl group preferably denotes an aromatic group having five to fifteen carbon atoms, which  
 can optionally be substituted by one or more substituents R<sup>3</sup>, where R<sup>3</sup> is as defined above;  
 the aryl group is preferably a phenyl group, -CH<sub>2</sub>Ph, -C<sub>2</sub>H<sub>4</sub>Ph, -CH=CH-Ph, -C≡C-Ph, -o-  
 C<sub>6</sub>H<sub>4</sub>-R<sup>3</sup>, -m-C<sub>6</sub>H<sub>4</sub>-R<sup>3</sup>, -p-C<sub>6</sub>H<sub>4</sub>-R<sup>3</sup>, -o-CH<sub>2</sub>-C<sub>6</sub>H<sub>4</sub>-R<sup>3</sup>, -m-CH<sub>2</sub>-C<sub>6</sub>H<sub>4</sub>-R<sup>3</sup>, -p-CH<sub>2</sub>-  
 C<sub>6</sub>H<sub>4</sub>-R<sup>3</sup>;

20 a heteroaryl group denotes a 5- or 6-membered heterocyclic group which contains at least one  
 heteroatom like O, N, S. This heterocyclic group can be fused to another ring. For example,  
 this group can be selected from an oxazol-2-yl, oxazol-4-yl, oxazol-5-yl, thiazol-2-yl, thiazol-  
 4-yl, thiazol-5-yl, isothiazol-3-yl, isothiazol-4-yl, isothiazol-5-yl, 1,2,4-oxadiazol-3-yl, 1,2,4-  
 oxadiazol-5-yl, 1,2,4-thiadiazol-3-yl, 1,2,4-thiadiazol-5-yl, 1,2,5-oxadiazol-3-yl, 1,2,5-  
 25 oxadiazol-4-yl, 1,2,5-thiadiazol-3-yl, 1-imidazolyl, 2-imidazolyl, 1,2,5-thiadiazol-4-yl,  
 4-imidazolyl, 1-pyrrolyl, 2-pyrrolyl, 3-pyrrolyl, 2-furanyl, 3-furanyl, 2-thienyl, 3-thienyl,  
 2-pyridyl, 3-pyridyl, 4-pyridyl, 2-pyrimidinyl, 4-pyrimidinyl, 5-pyrimidinyl, 3-pyridazinyl,  
 4-pyridazinyl, 2-pyrazinyl, 1-pyrazolyl, 3-pyrazolyl, 4-pyrazolyl, indolyl, indolinyl, benzo-  
 [b]-furanyl, benzo[b]thiophenyl, benzimidazolyl, benzothiazolyl, quinazolinyl,  
 30 quinoxazolinyl, or preferably isoxazol-3-yl, isoxazol-4-yl, isoxazol-5-yl, quinolinyl,  
 tetrahydroquinolinyl, isoquinolinyl, tetrahydroisoquinolinyl group. This heterocyclic group  
 can optionally be substituted by one or more substituents R<sup>3</sup>, where R<sup>3</sup> is as defined above.



However, the following compounds are excluded from Formula (XI): 2-thiophenecarboxylic acid-5-bromo-2-[[[(4-chlorophenyl) amino] carbonyl] hydrazide, 2-thiophenecarboxylic acid-2-[[[(4-ethoxyphenyl) amino] carbonyl] hydrazide, 2-thiophenecarboxylic acid-3-methyl-2-[[[(3,4-dichlorophenyl) amino] carbonyl] hydrazide, 2-thiophenecarboxylic acid-2-[[[(4-methylphenyl) amino] carbonyl] hydrazide, 2-thiophene-carboxylic acid-2-[[[(4-chlorophenyl) amino] carbonyl] hydrazide, 2-thiophenecarboxylic acid-2-[[[(3-chlorophenyl) amino] carbonyl] hydrazide and 2-thiophenecarboxylic acid-2-[(phenylamino) carbonyl] hydrazide.

Furthermore the present invention is directed to novel compounds of the general Formula (XII) and pharmaceutically acceptable salts thereof:



wherein

R<sup>9</sup> is independently of each other -F, -I, -SO<sub>2</sub>NHR<sup>4</sup>, -SO<sub>2</sub>N(R<sup>4</sup>)<sub>2</sub>, -NR<sup>4</sup>R<sup>5</sup>, -NR<sup>4</sup>-CO-(C<sub>1</sub>-C<sub>6</sub>)-haloalkyl, -NO<sub>2</sub>, -NR<sup>4</sup>-SO<sub>2</sub>-(C<sub>1</sub>-C<sub>6</sub>)-haloalkyl, -CN, C<sub>2</sub>-C<sub>5</sub>-alkyl, cycloalkyl, -OH, -SH, alkylthio, methoxy, propoxy, hydroxyalkylamino, haloalkyloxy, haloalkyl, hydroxyalkyl, aryl or heteroaryl;

q is 1, 2, 3, 4 or 5;

R<sup>10</sup> is independently of each other -H, -F, -Cl, -I, -NO<sub>2</sub>, NR<sup>4</sup>R<sup>5</sup>, -CN, C<sub>2</sub>-C<sub>5</sub>-alkyl, cycloalkyl, -OH, -SH, alkylthio, hydroxyalkylamino, hydroxyalkyl, aryl or heteroaryl;

wherein said C<sub>2</sub>-C<sub>5</sub>-alkyl group of R<sup>9</sup> and R<sup>10</sup> denotes a linear or branched C<sub>2</sub>-C<sub>5</sub>-alkyl, a linear or branched C<sub>2</sub>-C<sub>5</sub>-alkenyl or a linear or branched C<sub>2</sub>-C<sub>5</sub>-alkinyl group, which can optionally be substituted by one or more substituents R<sup>3</sup>, preferably by halogen; the C<sub>2</sub>-C<sub>5</sub>-alkyl, C<sub>2</sub>-C<sub>5</sub>-alkenyl and C<sub>2</sub>-C<sub>5</sub>-alkinyl residue may be selected from the group comprising -C<sub>2</sub>H<sub>5</sub>, -CH=CH<sub>2</sub>, -C≡CH, -C<sub>3</sub>H<sub>7</sub>, -CH(CH<sub>3</sub>)<sub>2</sub>, -C≡C-CH<sub>3</sub>, -CH<sub>2</sub>-C≡CH, -CH<sub>2</sub>-CH=CH<sub>2</sub>,

- $-\text{C}(\text{CH}_3)=\text{CH}_2$ ,  $-\text{CH}=\text{CH}-\text{CH}_3$ ,  $-\text{C}_4\text{H}_9$ ,  $-\text{CH}_2-\text{CH}(\text{CH}_3)_2$ ,  $-\text{CH}(\text{CH}_3)-\text{C}_2\text{H}_5$ ,  $-\text{C}(\text{CH}_3)_3$ ,  $-\text{C}_5\text{H}_{11}$ ,  
 $-\text{C}(\text{R}^3)_3$ ,  $-\text{CR}^3(\text{R}^{3'})_2$ ,  $-\text{CR}^3(\text{R}^{3'})\text{R}^{3''}$ ,  $-\text{C}_2(\text{R}^3)_5$ ,  $-\text{CH}_2-\text{C}(\text{R}^3)_3$ ,  $-\text{CH}_2-\text{CR}^3(\text{R}^{3'})_2$ ,  $-\text{CH}_2-$   
 $\text{CR}^3(\text{R}^{3'})\text{R}^{3''}$ ,  $-\text{C}_3(\text{R}^3)_7$ ,  $-\text{C}_2\text{H}_4-\text{C}(\text{R}^3)_3$ ,  $-\text{C}_2\text{H}_4-\text{CH}=\text{CH}_2$ ,  $-\text{CH}=\text{CH}-\text{C}_2\text{H}_5$ ,  $-\text{CH}=\text{C}(\text{CH}_3)_2$ ,  
 $-\text{CH}_2-\text{CH}=\text{CH}-\text{CH}_3$ ,  $-\text{CH}=\text{CH}-\text{CH}=\text{CH}_2$ ,  $-\text{C}_2\text{H}_4-\text{C}\equiv\text{CH}$ ,  $-\text{C}\equiv\text{C}-\text{C}_2\text{H}_5$ ,  $-\text{CH}_2-\text{C}\equiv\text{C}-\text{CH}_3$ ,  
5  $-\text{C}\equiv\text{C}-\text{CH}=\text{CH}_2$ ,  $-\text{CH}=\text{CH}-\text{C}\equiv\text{CH}$ ,  $-\text{C}\equiv\text{C}-\text{C}\equiv\text{CH}$ ,  $-\text{C}_2\text{H}_4-\text{CH}(\text{CH}_3)_2$ ,  $-\text{CH}(\text{CH}_3)-\text{C}_3\text{H}_7$ ,  $-\text{CH}_2-$   
 $\text{CH}(\text{CH}_3)-\text{C}_2\text{H}_5$ ,  $-\text{CH}(\text{CH}_3)-\text{CH}(\text{CH}_3)_2$ ,  $-\text{C}(\text{CH}_3)_2-\text{C}_2\text{H}_5$ ,  $-\text{CH}_2-\text{C}(\text{CH}_3)_3$ ,  $-\text{C}_3\text{H}_6-\text{CH}=\text{CH}_2$ ,  
 $-\text{CH}=\text{CH}-\text{C}_3\text{H}_7$ ,  $-\text{C}_2\text{H}_4-\text{CH}=\text{CH}-\text{CH}_3$ ,  $-\text{CH}_2-\text{CH}=\text{CH}-\text{C}_2\text{H}_5$ ,  $-\text{CH}_2-\text{CH}=\text{CH}-\text{CH}=\text{CH}_2$ ,  
 $-\text{CH}=\text{CH}-\text{CH}=\text{CH}-\text{CH}_3$ ,  $-\text{CH}=\text{CH}-\text{CH}_2-\text{CH}=\text{CH}_2$ ,  $-\text{C}(\text{CH}_3)=\text{CH}-\text{CH}=\text{CH}_2$ ,  $-\text{CH}=\text{C}(\text{CH}_3)-$   
 $\text{CH}=\text{CH}_2$ ,  $-\text{CH}=\text{CH}-\text{C}(\text{CH}_3)=\text{CH}_2$ ,  $-\text{CH}_2-\text{CH}=\text{C}(\text{CH}_3)_2$ ,  $-\text{C}(\text{CH}_3)=\text{C}(\text{CH}_3)_2$ ,  $-\text{C}_3\text{H}_6-\text{C}\equiv\text{CH}$ ,  
10  $-\text{C}\equiv\text{C}-\text{C}_3\text{H}_7$ ,  $-\text{C}_2\text{H}_4-\text{C}\equiv\text{C}-\text{CH}_3$ ,  $-\text{CH}_2-\text{C}\equiv\text{C}-\text{C}_2\text{H}_5$ ,  $-\text{CH}_2-\text{C}\equiv\text{C}-\text{CH}=\text{CH}_2$ ,  $-\text{CH}_2-\text{CH}=\text{CH}-$   
 $\text{C}\equiv\text{CH}$ ,  $-\text{CH}_2-\text{C}\equiv\text{C}-\text{C}\equiv\text{CH}$ ,  $-\text{C}\equiv\text{C}-\text{CH}=\text{CH}-\text{CH}_3$ ,  $-\text{CH}=\text{CH}-\text{C}\equiv\text{C}-\text{CH}_3$ ,  $-\text{C}\equiv\text{C}-\text{C}\equiv\text{C}-\text{CH}_3$ ,  
 $-\text{C}\equiv\text{C}-\text{CH}_2-\text{CH}=\text{CH}_2$ ,  $-\text{CH}=\text{CH}-\text{CH}_2-\text{C}\equiv\text{CH}$ ,  $-\text{C}\equiv\text{C}-\text{CH}_2-\text{C}\equiv\text{CH}$ ,  $-\text{C}(\text{CH}_3)=\text{CH}-\text{CH}=\text{CH}_2$ ,  
 $-\text{CH}=\text{C}(\text{CH}_3)-\text{CH}=\text{CH}_2$ ,  $-\text{CH}=\text{CH}-\text{C}(\text{CH}_3)=\text{CH}_2$ ,  $-\text{C}(\text{CH}_3)=\text{CH}-\text{C}\equiv\text{CH}$ ,  $-\text{CH}=\text{C}(\text{CH}_3)-$   
 $\text{C}\equiv\text{CH}$ ,  $-\text{C}\equiv\text{C}-\text{C}(\text{CH}_3)=\text{CH}_2$ ;  
15  $\text{R}^3$ ,  $\text{R}^{3'}$  or  $\text{R}^{3''}$  are defined as above for Formula (XII);  
 $\text{R}^4$  is defined as above for Formula (XII);  
 $\text{R}^5$  is defined as above for Formula (XII);

- an alkyl group, referring to  $\text{R}^3$ ,  $\text{R}^{3'}$ ,  $\text{R}^{3''}$ ,  $\text{R}^4$ ,  $\text{R}^5$ ,  $\text{R}^9$  or  $\text{R}^{10}$  denotes a linear or branched  $\text{C}_1$ - $\text{C}_6$ -  
 20 alkyl, preferably a linear or branched chain of one to five carbon atoms, a linear or branched  
 $\text{C}_1$ - $\text{C}_6$ -alkenyl or a linear or branched  $\text{C}_1$ - $\text{C}_6$ -alkinyl group, which can optionally be  
 substituted by one or more substituents  $\text{R}^3$ , preferably by halogen;  
 the  $\text{C}_1$ - $\text{C}_6$ -alkyl,  $\text{C}_1$ - $\text{C}_6$ -alkenyl and  $\text{C}_1$ - $\text{C}_6$ -alkinyl residue may be selected from the group  
 comprising  $-\text{CH}_3$ ,  $-\text{C}_2\text{H}_5$ ,  $-\text{CH}=\text{CH}_2$ ,  $-\text{C}\equiv\text{CH}$ ,  $-\text{C}_3\text{H}_7$ ,  $-\text{CH}(\text{CH}_3)_2$ ,  $-\text{CH}_2-\text{CH}=\text{CH}_2$ ,  
 25  $-\text{C}(\text{CH}_3)=\text{CH}_2$ ,  $-\text{CH}=\text{CH}-\text{CH}_3$ ,  $-\text{C}\equiv\text{C}-\text{CH}_3$ ,  $-\text{CH}_2-\text{C}\equiv\text{CH}$ ,  $-\text{C}_4\text{H}_9$ ,  $-\text{CH}_2-\text{CH}(\text{CH}_3)_2$ ,  
 $-\text{CH}(\text{CH}_3)-\text{C}_2\text{H}_5$ ,  $-\text{C}(\text{CH}_3)_3$ ,  $-\text{C}_5\text{H}_{11}$ ,  $-\text{C}_6\text{H}_{13}$ ,  $-\text{C}(\text{R}^3)_3$ ,  $-\text{CR}^3(\text{R}^{3'})_2$ ,  $-\text{CR}^3(\text{R}^{3'})\text{R}^{3''}$ ,  $-\text{C}_2(\text{R}^3)_5$ ,  
 $-\text{CH}_2-\text{C}(\text{R}^3)_3$ ,  $-\text{CH}_2-\text{CR}^3(\text{R}^{3'})_2$ ,  $-\text{CH}_2-\text{CR}^3(\text{R}^{3'})\text{R}^{3''}$ ,  $-\text{C}_3(\text{R}^3)_7$ ,  $-\text{C}_2\text{H}_4-\text{C}(\text{R}^3)_3$ ,  $-\text{C}_2\text{H}_4-$   
 $\text{CH}=\text{CH}_2$ ,  $-\text{CH}=\text{CH}-\text{C}_2\text{H}_5$ ,  $-\text{CH}=\text{C}(\text{CH}_3)_2$ ,  $-\text{CH}_2-\text{CH}=\text{CH}-\text{CH}_3$ ,  $-\text{CH}=\text{CH}-\text{CH}=\text{CH}_2$ ,  $-\text{C}_2\text{H}_4-$   
 $\text{C}\equiv\text{CH}$ ,  $-\text{C}\equiv\text{C}-\text{C}_2\text{H}_5$ ,  $-\text{CH}_2-\text{C}\equiv\text{C}-\text{CH}_3$ ,  $-\text{C}\equiv\text{C}-\text{CH}=\text{CH}_2$ ,  $-\text{CH}=\text{CH}-\text{C}\equiv\text{CH}$ ,  $-\text{C}\equiv\text{C}-\text{C}\equiv\text{CH}$ ,  
 30  $-\text{C}_2\text{H}_4-\text{CH}(\text{CH}_3)_2$ ,  $-\text{CH}(\text{CH}_3)-\text{C}_3\text{H}_7$ ,  $-\text{CH}_2-\text{CH}(\text{CH}_3)-\text{C}_2\text{H}_5$ ,  $-\text{CH}(\text{CH}_3)-\text{CH}(\text{CH}_3)_2$ ,  
 $-\text{C}(\text{CH}_3)_2-\text{C}_2\text{H}_5$ ,  $-\text{CH}_2-\text{C}(\text{CH}_3)_3$ ,  $-\text{C}_3\text{H}_6-\text{CH}=\text{CH}_2$ ,  $-\text{CH}=\text{CH}-\text{C}_3\text{H}_7$ ,  $-\text{C}_2\text{H}_4-\text{CH}=\text{CH}-\text{CH}_3$ ,  
 $-\text{CH}_2-\text{CH}=\text{CH}-\text{C}_2\text{H}_5$ ,  $-\text{CH}_2-\text{CH}=\text{CH}-\text{CH}=\text{CH}_2$ ,  $-\text{CH}=\text{CH}-\text{CH}=\text{CH}-\text{CH}_3$ ,  $-\text{CH}=\text{CH}-\text{CH}_2-$



CH=CH<sub>2</sub>, -C(CH<sub>3</sub>)=CH-CH=CH<sub>2</sub>, -CH=C(CH<sub>3</sub>)-CH=CH<sub>2</sub>, -CH=CH-C(CH<sub>3</sub>)=CH<sub>2</sub>, -CH<sub>2</sub>-CH=C(CH<sub>3</sub>)<sub>2</sub>, -C(CH<sub>3</sub>)=C(CH<sub>3</sub>)<sub>2</sub>, -C<sub>3</sub>H<sub>6</sub>-C≡CH, -C≡C-C<sub>3</sub>H<sub>7</sub>, -C<sub>2</sub>H<sub>4</sub>-C≡C-CH<sub>3</sub>, -CH<sub>2</sub>-C≡C-C<sub>2</sub>H<sub>5</sub>, -CH<sub>2</sub>-C≡C-CH=CH<sub>2</sub>, -CH<sub>2</sub>-CH=CH-C≡CH, -CH<sub>2</sub>-C≡C-C≡CH, -C≡C-CH=CH-CH<sub>3</sub>, -CH=CH-C≡C-CH<sub>3</sub>, -C≡C-C≡C-CH<sub>3</sub>, -C≡C-CH<sub>2</sub>-CH=CH<sub>2</sub>, -CH=CH-CH<sub>2</sub>-C≡CH, -C≡C-CH<sub>2</sub>-C≡CH, -C(CH<sub>3</sub>)=CH-CH=CH<sub>2</sub>, -CH=C(CH<sub>3</sub>)-CH=CH<sub>2</sub>, -CH=CH-C(CH<sub>3</sub>)=CH<sub>2</sub>, -C(CH<sub>3</sub>)=CH-C≡CH, -CH=C(CH<sub>3</sub>)-C≡CH, -C≡C-C(CH<sub>3</sub>)=CH<sub>2</sub>, -C<sub>3</sub>H<sub>6</sub>-CH(CH<sub>3</sub>)<sub>2</sub>, -C<sub>2</sub>H<sub>4</sub>-CH(CH<sub>3</sub>)-C<sub>2</sub>H<sub>5</sub>, -CH(CH<sub>3</sub>)-C<sub>4</sub>H<sub>9</sub>, -CH<sub>2</sub>-CH(CH<sub>3</sub>)-C<sub>3</sub>H<sub>7</sub>, -CH(CH<sub>3</sub>)-CH<sub>2</sub>-CH(CH<sub>3</sub>)<sub>2</sub>, -CH(CH<sub>3</sub>)-CH(CH<sub>3</sub>)-C<sub>2</sub>H<sub>5</sub>, -CH<sub>2</sub>-CH(CH<sub>3</sub>)-CH(CH<sub>3</sub>)<sub>2</sub>, -CH<sub>2</sub>-C(CH<sub>3</sub>)<sub>2</sub>-C<sub>2</sub>H<sub>5</sub>, -C(CH<sub>3</sub>)<sub>2</sub>-C<sub>3</sub>H<sub>7</sub>, -C(CH<sub>3</sub>)<sub>2</sub>-CH(CH<sub>3</sub>)<sub>2</sub>, -C<sub>2</sub>H<sub>4</sub>-C(CH<sub>3</sub>)<sub>3</sub>, -CH(CH<sub>3</sub>)-C(CH<sub>3</sub>)<sub>3</sub>, -C<sub>4</sub>H<sub>8</sub>-CH=CH<sub>2</sub>, -CH=CH-C<sub>4</sub>H<sub>9</sub>, -C<sub>3</sub>H<sub>6</sub>-CH=CH-CH<sub>3</sub>, -CH<sub>2</sub>-CH=CH-C<sub>3</sub>H<sub>7</sub>, -C<sub>2</sub>H<sub>4</sub>-CH=CH-C<sub>2</sub>H<sub>5</sub>, -CH<sub>2</sub>-C(CH<sub>3</sub>)=C(CH<sub>3</sub>)<sub>2</sub>, -C<sub>2</sub>H<sub>4</sub>-CH=C(CH<sub>3</sub>)<sub>2</sub>, -C<sub>4</sub>H<sub>8</sub>-C≡CH, -C≡C-C<sub>4</sub>H<sub>9</sub>, -C<sub>3</sub>H<sub>6</sub>-C≡C-CH<sub>3</sub>, -CH<sub>2</sub>-C≡C-C<sub>3</sub>H<sub>7</sub>, -C<sub>2</sub>H<sub>4</sub>-C≡C-C<sub>2</sub>H<sub>5</sub>; R<sup>3</sup>, R<sup>3'</sup> or R<sup>3''</sup> being as defined above;

an cycloalkyl group is defined as above in Formula (XII);

15 an alkoxy group is defined as above in Formula (XII);

an haloalkyl group is defined as above in Formula (XII);

a hydroxyalkyl group is defined as above in Formula (XII);

an haloalkyloxy group is defined as above in Formula (XII);

a hydroxyalkylamino group is defined as above in Formula (XII);

20 a halogen group is chlorine, bromine, fluorine or iodine;

an aryl group is defined as above in Formula (XII);

a heteroaryl group is defined as above in Formula (XII);

The invention also provides a pharmaceutical composition comprising a compound of Formula (I), (X), (XI) or (XII), in free form or in the form of pharmaceutically acceptable salts and physiologically functional derivatives, together with a pharmaceutically acceptable diluent or carrier therefore.

The term "physiologically functional derivative" as used herein refers to compounds which are not pharmaceutically active themselves but which are transformed into their pharmaceutical active form *in vivo*, i.e. in the subject to which the compound is administered.

In another aspect, the present invention also provides a method for the treatment or prophylaxis of a condition where there is an advantage in inhibiting quorum sensing which

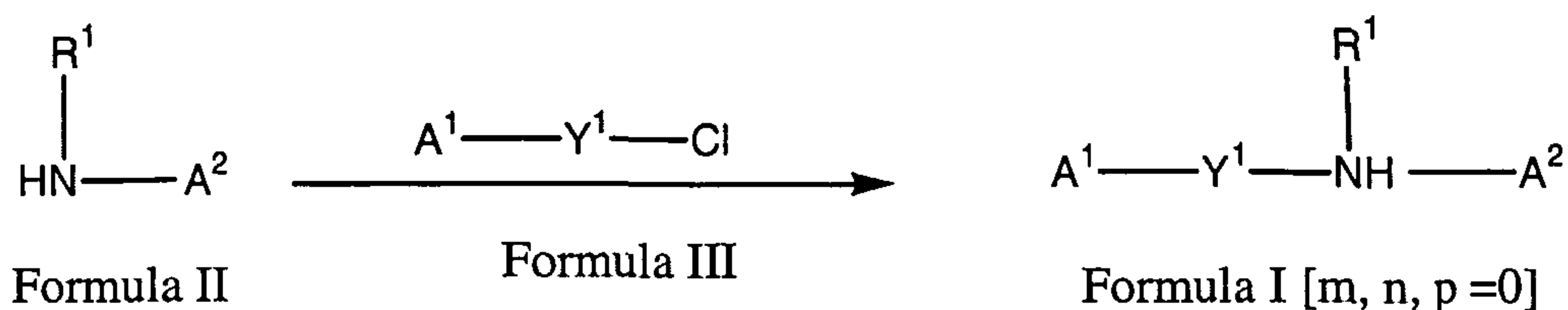
comprises the administration of an effective amount of a compound of Formula (I), (X), (XI) or (XII) and physiologically acceptable salts or physiologically functional derivatives thereof. The term "quorum sensing" is intended to describe cell-density dependent gene regulation through a diffusible signal molecule (Fuqua *et al.*, *J. Bacteriol.* 176:269-75, 1994).

5 The invention is also directed to the use of compounds of Formula (I), (X), (XI) or (XII) and of their pharmacologically tolerable salts or physiologically functional derivatives for the production of a medicament or medical device for the prevention and treatment of diseases, where quorum sensing inhibition is beneficial. Furthermore, the invention is also directed to the use of compounds of Formula (I), (X), (XI) or (XII) and of their  
10 pharmacologically tolerable salts or physiologically functional derivatives for the production of an antibacterial agent for the prevention and treatment of bacterial biofilms in industrial and environmental settings.

In addition, the present invention provides methods for preparing the desired compounds of  
15 Formula (I), (X), (XI) or (XII).

One possibility for the synthesis of compounds of Formula (I) ( $m, n, p = 0$ ) or compounds of Formula (XI) comprises the step of reacting an amine of Formula (II) with a compound of Formula (III). Possibilities for preparing different amides are described by J. Zabicky in "The Chemistry of Amides", in the serial of S. Patai (ed.), "The Chemistry of  
20 Functional Groups", John Wiley & Sons, 1975, p. 74-131. Methods for preparing thioamides are described in Houben-Weyl, J. Falbe (ed.), G. Thieme Verlag, vol. E5, p. 1219-59. Methods for preparing sulfamides are described by Caldwell *et al.*, *J. Am. Chem. Soc.* 1944, 66, 1479-82, or by Flynn *et al.*, *Med. Chem. Res.*, 1998, 8, 219-43 and Dziadulewicz *et al.*, *Bioorg. Med. Chem. Lett.* 2001, 11, 5, 705-10.

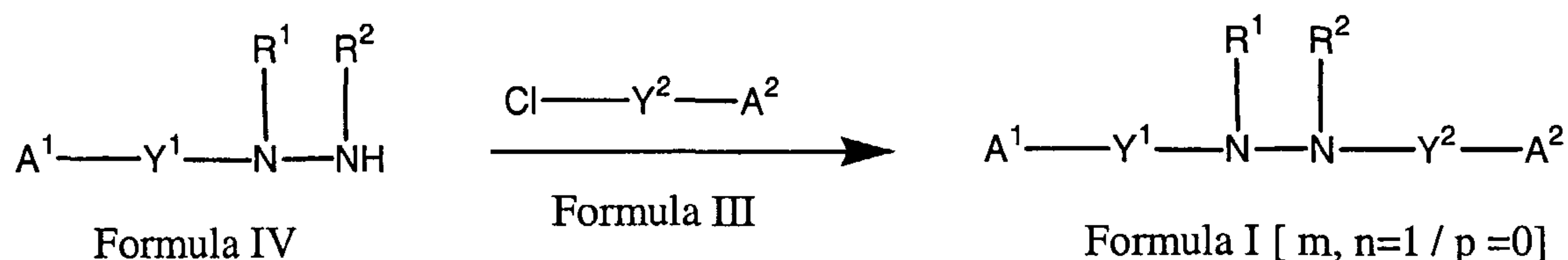
25



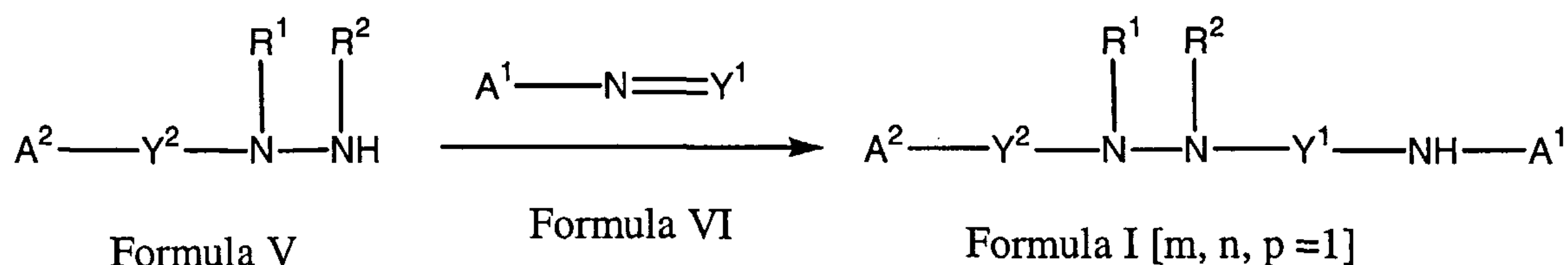
One method for preparing the compounds of Formula (I) ( $p = 0 / m, n = 1$ ) or compounds of Formula (X) comprises the step of reacting a compound of Formula (IV) with a compound of  
30 Formula (III). Other methods for preparing different 1,2-diacylhydrazines are described in



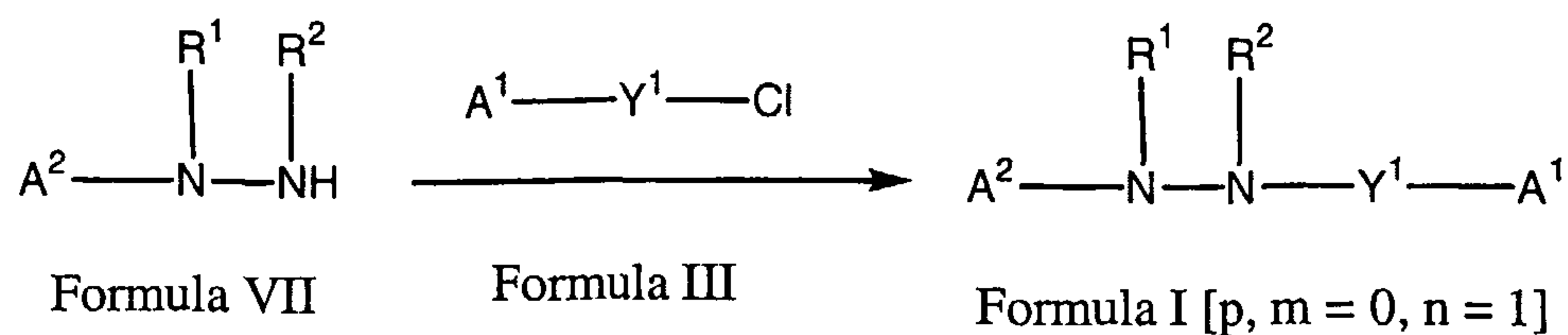
Houben-Weyl, "Methoden der organischen Chemie", Vierte Auflage, G. Thieme Verlag, J. Falbe (ed.), vol. E5, p. 1173-80 or P. A. S. Smith, "Open-Chain Organic Nitrogen Compounds", W. A. Benjamin Inc., New York, vol. 2, p. 173-201. Methods for preparing different 1,2-disulfonylhydrazines are described in *Arch. Pharm.* 1953, 286, 338-43 or in US 6291504. Methods for preparing 1-acyl-2-sulfonylhydrazines are described in *Russ. J. Gen. Chem.* 2000, 70, 3, 459-60 or by Leadini *et al.*, *J. Chem. Soc. Perkin Trans. 1* 1998, 1833-8 and by M. Reinecke *et al.*, *J. Org. Chem.* 1988, 53, 1, 208-10.



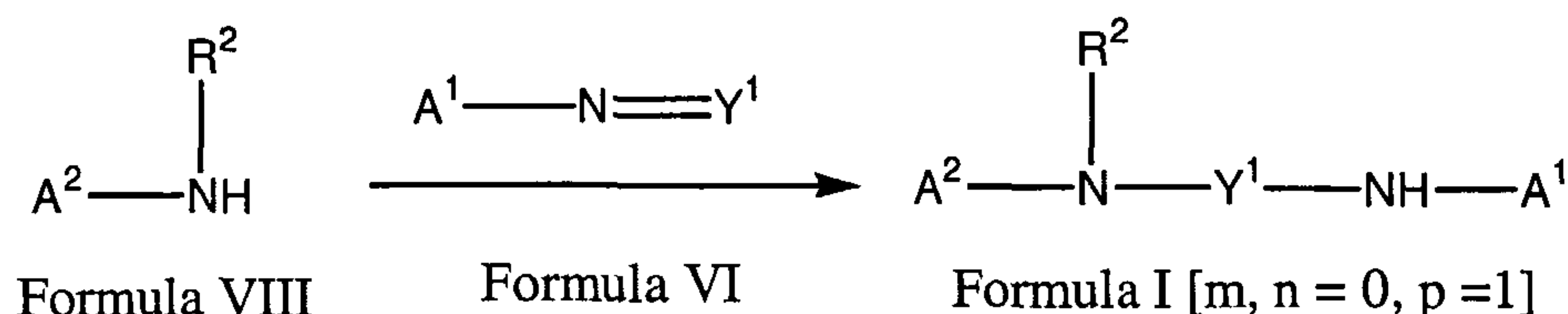
One possibility for the synthesis of compounds of Formula (I) (m, n, p=1) or compounds of Formula (XII) comprises the step of reacting a compound of Formula (V) with a compound of the Formula (VI). For example, one method for preparing carbamoylhydrazide is described in *Bull. Soc. Chim. Fr.* 1975, 864.



One method for preparing the compounds of Formula (I) (p, m = 0 / n = 1) comprises the step of reacting a compound of Formula (VII) with a compound of Formula (III). Methods for preparing hydrazide or thiohydrazide are equivalent to the methods for preparing 1,2-diacylhydrazines, 1,2-disulfonylhydrazines or 1-acyl-2-sulfonylhydrazines only that one carbonyl or thiocarbonyl moiety is missing.

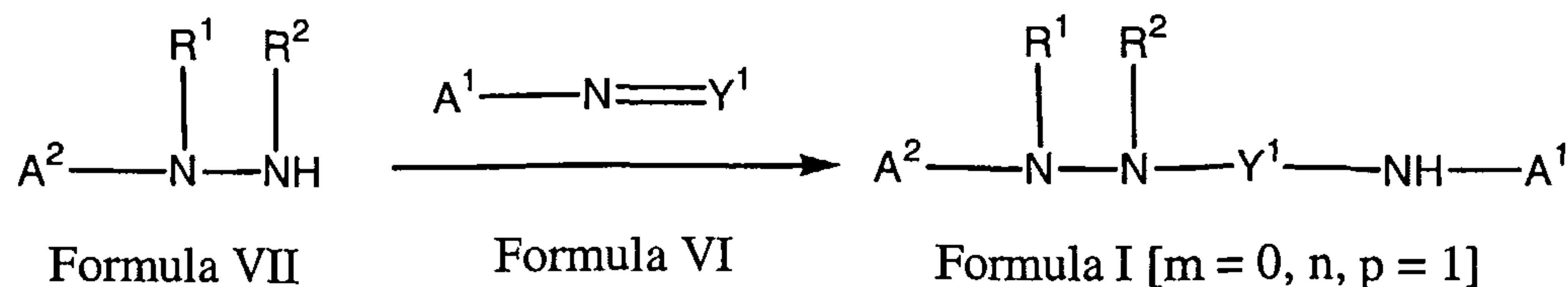


One method for preparing the compounds of Formula (I) (m, n = 0 / p = 1) comprises the step of reacting a compound of Formula (VIII) with a compound of Formula (VI). Other methods for preparing different ureas are described for example in *Organic Synthesis on Solid Phase*, Ed. F.Z. Dörwald, p. 331ff, Wiley-VCH, Weinheim, 1999 or in Houben-Weyl, vol. E4, *Kohlensäure-Derivate [Carboxylic acid derivatives]* Publisher Hagemann, Georg Thieme Verlag, Stuttgart, 1983 and asymmetric ureas are described in R. A. Batey, *Tetrahedron Letters* 1998, 39, 6267-70. Thioureas for example are described in *Bull. Soc. Chim., Belg. Synth.* 1978, 87, 229-38, in *Org. Synth.* 1984, 62, 158-64 or *Chem. Rev.* 1961, 61, 45-86 J. Comb. Chem., 2000, 2, 75-79 and in Houben-Weyl, Vol. E4, *Kohlensäure-Derivate [Carbonic acid derivatives]*, Editor Hagemann, Georg Thieme Verlag, Stuttgart, 1983, 484-505. Methods to synthesize sulfamides are described in *Tetrahedron Letters* 1997, Vol. 38, 8691-4 or in WO 01/36383 and guanidine for example are described in J. Parlow *et al.*, *J. Org. Chem.* 1997, 62, 5908-19.



One method for preparing the compounds of Formula (I) (m = 0 / n, p = 1) comprises the step of reacting a compound of Formula (VII) with a compound of Formula (VI). Possibilities for preparing different semicarbazides or thiosemicarbazides are described by Dobosz *et al.*, *Acta Pol. Pharm.* 2000, 57, 3, 205-12 or in *Indian J. Chem. Sect. B* 1999, 38, 9, 1066-9 or in *Eur. J. Med. Chem. Chim. Ther.* 1999, 34, 2, 153-60 or by Demchenko *et al.*, *Pharm. Chem. J.* 1997, 31, 6, 311-3 or Kelarev *et al.*, *Russ. J. Org. Chem.* 1993, 29, 323-9.





$\text{A}^1, \text{A}^2, \text{R}^1, \text{R}^2, \text{Y}^1, \text{Y}^2$  are as defined above.

- 5 A preferred compound of Formula (I) is a compound wherein p, m, and n are all 0,  $\text{A}^1$  represents a substituted monocyclic aromatic ring system, and  $\text{A}^2$  represents an optionally substituted monocyclic aromatic ring system.

10 A preferred compound of Formula (I) is a compound wherein p, m and n are all 0,  $\text{A}^1$  represents a substituted monocyclic aromatic ring system, and  $\text{A}^2$  represents an optionally substituted alkyl group.

15 A more preferred compound of Formula (I) is a compound wherein p is 0 and m, n are 1, one of  $\text{A}^1$  and  $\text{A}^2$  represent an optionally substituted 5-membered aromatic ring system, and the other one of  $\text{A}^1$  and  $\text{A}^2$  represent an optionally substituted alkyl group or a substituted monocyclic aromatic ring system.

20 A more preferred compound of Formula (I) is a compound wherein p is 0 and m, n are 1,  $\text{A}^1$  and  $\text{A}^2$  represent an optionally substituted 5-membered aromatic ring system.

25 A more preferred compound of Formula (I) is a compound wherein p, m, n are all 1, one of  $\text{A}^1$  and  $\text{A}^2$  represent an optionally substituted 5-membered aromatic ring system, and the other one of  $\text{A}^1$  and  $\text{A}^2$  represent an optionally substituted alkyl group or a substituted monocyclic aromatic ring system.

30 A more preferred compound of Formula (I) is a compound wherein p, m, n are all 1,  $\text{A}^1$  and  $\text{A}^2$  represents an optionally substituted 5-membered aromatic ring system.

35 A more preferred compound of Formula (I) is a compound wherein p and n are 1 and m is 0, one of  $\text{A}^1$  and  $\text{A}^2$  represent an optionally substituted 5-membered aromatic ring system, and

the other one of  $A^1$  and  $A^2$  represent an optionally substituted alkyl group or a substituted monocyclic aromatic ring system.

A more preferred compound of Formula (I) is a compound wherein p and n are 1 and m is 0,

5  $A^1$  and  $A^2$  represent an optionally substituted 5-membered aromatic ring system.

In the compounds of Formula (I), R is independently H, alkyl, cycloalkyl, aryl or heteroaryl. Preferably, R is H.

10 In the compounds of Formula (I),  $R^1$  is independently H, alkyl, cycloalkyl, aryl or heteroaryl. Preferably,  $R^1$  is H.

In the compounds of Formula (I),  $R^2$  is independently H, alkyl, cycloalkyl, aryl or heteroaryl. Preferably,  $R^2$  is H.

15 Preferably,  $R^3$  in Formula (I), (X), (XI) or (XII) is independently H, halogen,  $CF_3$ ,  $OCF_3$ , phenyl or alkyl.

$R^4$  in Formula (I), (X) or (XII) is independently H, alkyl, cycloalkyl, aryl or heteroaryl.  
20 Preferably  $R^4$  is H.

$R^5$  in Formula (I), (X) or (XII) is independently H, O-alkyl, O-aryl, alkyl, heteroaryl or aryl. Preferably  $R^5$  is H.

25 In Formula (I)  $Y^1$  and  $Y^2$  are independently from each other CO, CS,  $SO_2$  or  $CNR^5$ , preferably both are CO.

In Formula (I) Z is independently S, O, N,  $NR^4$ , CO,  $CO_2$ , CS, SO or  $SO_2$ . Preferably, Z is O, CO,  $CO_2$ .

30 In Formula (I) or (X) X is independently S, O, N,  $NR^4$ , SO or  $SO_2$ . Preferably, X is N, S, O,  $NR^4$ .



In Formula (I), most preferably, m and n are 1 and p is 0.

In Formula (I), more preferably, m, n and p are all 0.

In Formula (I), most preferably, m, n and p are all 1.

5 In Formula (XII), most preferably q is 1 or 2.

Most preferred is the use of one or more compounds of Formula (I), (X), (XI) or (XII), including the compounds excluded by any of the disclaimers, and/or pharmaceutically acceptable salts thereof for regulation of the quorum sensing system of microorganisms, in particular gram-negative bacteria. In one embodiment of the invention also the use of the following compounds is preferred:

2-Chloro-4-trifluoromethyl-pyrimidine-5-carboxylic acid (2-methyl-2H-pyrazol-3-yl)-amide; 2,5-Dichloro-thio-phen-3-carboxylic acid pyridin-3-ylamide; 2-[(2-Chloro-4-trifluoromethyl-pyrimidine-5-carbonyl)-amino]-thiophene-3-carboxylic acid methyl ester; 2-Chloro-4-trifluoromethyl-pyrimidine-5-carboxylic acid (3-trifluoromethyl-phenyl)-amide; 2-Chloro-4-trifluoromethyl-pyrimidine-5-carboxylic acid (4-trifluoromethoxy-phenyl)-amide; 2-Methyl-6-trifluoromethyl-nicotinic acid N'-(thiophene-2-carbonyl)-hydrazide; 4-Trifluoromethylbenzoic acid N'-(4-methyl-thiophene-2-carbonyl)-hydrazide; 4-Chloro-benzoic acid N'-(4-methoxy-thiophene-3-carbonyl)-hydrazide; 3-Chloro-benzoic acid N'-(thiophene-2-carbonyl)-hydrazide; N'-(3-Methyl-1,4-dioxy-quinoxaline-2-carbonyl)-thiophene-2-carboxylic acid hydrazide; Furan-2-carboxylic acid N'-(thiophene-2-carbonyl)-hydrazide; Furan-2-carboxylic acid N'-(3-chloro-4-methyl-thiophene-2-carbonyl)-hydrazide; Furan-2-carboxylic acid N'-(3-ethoxy-thiophene-2-carbonyl)-hydrazide; Furan-2-carboxylic acid N'-(3-chlorobenzo[b]thiophene-2-carbonyl)-hydrazide; Thiophene-2-carboxylic acid N'-(5-bromo-4-methoxy-thiophene-3-carbonyl)-hydrazide; Thiophene-2-carboxylic acid N'-(3-chloro-4-methyl-thiophene-2-carbonyl)-hydrazide; Thiophene-2-carboxylic acid N'-(thiophene-2-carbonyl)-hydrazide; 3-Chloro-thiophene-2-carboxylic acid N'-(thiophene-2-carbonyl)-hydrazide; Thiophene-2-carboxylic acid N'-(5-bromo-thiophene-2-carbonyl)-hydrazide; 3-Chloro-benzo[b]thiophene-2-carboxylic acid N'-(thiophene-2-carbonyl)-hydrazide; Thiophene-2-carboxylic acid N'-(4-bromo-1,5-dimethyl-1H-pyrazole-3-carbonyl)-hydrazide; Thiophene-2-carboxylic acid N'-butyryl-hydrazide.

Preferred compounds of the present invention and/or pharmaceutically acceptable salts thereof are selected from the group comprising:

- 3-Bromo-thiophene-2-carboxylic acid (6-methoxy-pyridin-3-yl)-amide; 4-Methyl-3-[(thiophene-2-carbonyl)-amino]-thiophene-2-carboxylic acid methyl ester; N-(6-Methoxy-pyridin-3-yl)-2-methylsulfanyl-nicotinamide; 5-Bromo-N-(6-methoxy-pyridin-3-yl)-nicotinamide; N-(5-Bromo-pyridin-2-yl)-2,6-dichloro-isonicotinamide; 2-Chloro-6-methyl-N-pyridin-3-yl-isonicotinamide; 4-Bromo-2-ethyl-5-methyl-2H-pyrazole-3-carboxylic acid (2-methyl-2H-pyrazol-3-yl)-amide; 2-tert-Butyl-5-methyl-2H-pyrazole-3-carboxylic acid (2-methyl-2H-pyrazol-3-yl)-amide; Thiophene-2-carboxylic acid [5-(4-chloro-phenyl)-2-methyl-2H-pyrazol-3-yl]-amide; 3-Chloro-N-(2-methyl-5-thiophen-2-yl-2H-pyrazol-3-yl)-benzamide; 6-Bromo-hexanoic acid [5-(4-chloro-phenyl)-2-methyl-2H-pyrazol-3-yl]-amide; Heptanoic acid (2-methyl-5-phenyl-2H-pyrazol-3-yl)-amide; 6-Bromo-hexanoic acid (2-methyl-5-phenyl-2H-pyrazol-3-yl)-amide; Heptanoic acid (2-methyl-5-thiophen-2-yl-2H-pyrazol-3-yl)-amide; 6-Bromo-hexanoic acid (2-methyl-5-thiophen-2-yl-2H-pyrazol-3-yl)-amide; Heptanoic acid (4-bromo-2-methyl-2H-pyrazol-3-yl)-amide; 6-Bromo-hexanoic acid (2-methyl-2H-pyrazol-3-yl)-amide; 6-Bromo-hexanoic acid (4-bromo-2-methyl-2H-pyrazol-3-yl)-amide; Heptanoic acid (2-methyl-2H-pyrazol-3-yl)-amide; Thiophene-2-carboxylic acid N'-(4-trifluoromethyl-pyrimidin-2-yl)-hydrazide; 2,5-Dimethyl-2H-pyrazole-3-carboxylic acid N'-(4-trifluoromethyl-pyrimidin-2-yl)-hydrazide; 4-Trifluoromethoxy-benzoic acid N'-(thiophene-2-carbonyl)-hydrazide; 3-Chloro-thiophene-2-carboxylic acid N'-(1-phenyl-5-trifluoromethyl-1H-pyrazole-4-carbonyl)-hydrazide; Thio-phene-2-carboxylic acid N'-[1-(4-chloro-phenyl)-5-trifluoromethyl-1H-pyrazole-4-carbonyl]-hydrazide; Furan-2-carboxylic acid N'-(5-chloro-4-methoxy-thiophene-3-carbonyl)-hydrazide; Furan-2-carboxylic acid N'-(3-bromo-thiophene-2-carbonyl)-hydrazide; Furan-2-carboxylic acid N'-(2,5-dichloro-thiophene-3-carbonyl)-hydrazide; 3-Chloro-thiophene-2-carboxylic acid N'-(3-ethoxy-thiophene-2-carbonyl)-hydrazide; Thiophene-2-carboxylic acid N'-(3-ethoxy-thiophene-2-carbonyl)-hydrazide; Thiophene-3-carboxylic acid N'-(thiophene-2-carbonyl)-hydrazide; 3-Bromo-thiophene-2-carboxylic acid N'-(2-chloromethylsulfanyl-acetyl)-hydrazide; 3-Chloro-thiophene-2-carboxylic acid N'-(3-chloro-thiophene-2-carbonyl)-hydrazide; 5-Chloro-4-methoxy-thiophene-3-carboxylic acid N'-(thiophene-2-carbonyl)-hydrazide; Thiophene-2-carboxylic acid N'-(5-chloro-thiophene-2-carbonyl)-hydrazide; 5-Bromo-4-methoxy-thiophene-3-carboxylic acid N'-(5-methyl-thiophene-2-carbonyl)-hydrazide; Thiophene-2-



carboxylic acid N'-(5-methyl-thiophene-2-carbonyl)-hydrazide; Thiophene-2-carboxylic acid  
 N'-(3-bromo-thiophene-2-carbonyl)-hydrazide; 3-Bromo-thiophene-2-carboxylic acid N'-(3-  
 ethoxy-thiophene-2-carbonyl)-hydrazide; 3-Bromo-thiophene-2-carboxylic acid N'-(5-methyl-  
 thiophene-2-carbonyl)-hydrazide; 3-Chloro-thiophene-2-carboxylic acid N'-(5-chloro-  
 5 thiophene-2-carbonyl)-hydrazide; 3-Chloro-benzo[b]thiophene-2-carboxylic acid N'-(3-  
 bromo-thiophene-2-carbonyl)-hydrazide; 3-Chloro-benzo[b]thiophene-2-carboxylic acid N'-  
 (5-bromo-thiophene-2-carbonyl)-hydrazide; 4-Chloro-1,3-dimethyl-1H-pyrazolo[3,4-b]-  
 pyridine-5-carboxylic acid N'-(thiophene-2-carbonyl)-hydrazide; 2,5-Dimethyl-2H-pyrazole-  
 3-carboxylic acid N'-(3-chloro-benzo[b]thiophene-2-carbonyl)-hydrazide; 2,5-Dimethyl-2H-  
 10 pyrazole-3-carboxylic acid N'-(thiophene-2-carbonyl)-hydrazide; 4-Bromo-2-ethyl-5-methyl-  
 2H-pyrazole-3-carboxylic acid N'-(5-chloro-thiophene-2-carbonyl)-hydrazide; Thiophene-2-  
 carboxylic acid N'-(2-tert-butyl-5-methyl-2H-pyrazole-3-carbonyl)-hydrazide; 5-tert-Butyl-2-  
 methyl-2H-pyrazole-3-carboxylic acid N'-(5-chloro-thiophene-2-carbonyl)-hydrazide;  
 Thiophene-2-carboxylic acid N'-(5-tert-butyl-2-methyl-2H-pyrazole-3-carbonyl)-hydrazide;  
 15 4-Bromo-2-ethyl-5-methyl-2H-pyrazole-3-carboxylic acid N'-(5-bromo-thiophene-2-  
 carbonyl)-hydrazide; 4-Bromo-2-ethyl-5-methyl-2H-pyrazole-3-carboxylic acid N'-(3-chloro-  
 4-methylthiophene-2-carbonyl)-hydrazide; 4-Bromo-2-ethyl-5-methyl-2H-pyrazole-3-  
 carboxylic acid N'-(5-chloro-thiophene-2-carbonyl)-hydrazide ; 4-Bromo-2-ethyl-5-methyl-  
 2H-pyrazole-3-carboxylic acid N'-(4,5-di-bromo-thiophene-2-carbonyl)-hydrazide; 5-Methyl-  
 20 thiophene-2-carboxylic acid N'-butyryl-hydrazide; 5-Bromo-thiophene-2-carboxylic acid N'-  
 butyryl-hydrazide; Thiophene-2-carboxylic acid N'-(6-bromo-hexanoyl)-hydrazide;  
 Thiophene-2-carboxylic acid N'-heptanoyl-hydrazide; 3-Chloro-4-methyl-thiophene-2-  
 carboxylic acid N'-(6-bromo-hexanoyl)-hydrazide; 3-Chloro-4-methyl-thiophene-2-carboxylic  
 acid N'-heptanoyl-hydrazide; 5-Methyl-thiophene-2-carboxylic acid N'-(6-bromo-hexanoyl)-  
 25 hydrazide; 5-Methyl-thiophene-2-carboxylic acid N'-heptanoyl-hydrazide; 5-Bromo-  
 thiophene-2-carboxylic acid N'-heptanoyl-hydrazide; 3-Bromo-thiophene-2-carboxylic acid  
 N'-octanoyl-hydrazide; Thiophene-2-carboxylic acid N'-dodecanoyl-hydrazide; 5-Methyl-  
 thiophene-2-carboxylic acid N'-(3-cyclopentyl-propionyl)-hydrazide; 5-[N'-(5-Methyl-  
 thiophene-2-carbonyl)-hydrazino]-5-oxo-pentanoic acid methyl ester; Furan-2-carboxylic acid  
 30 N'-heptanoyl-hydrazide; Furan-2-carboxylic acid N'-(3-cyclopentyl-propionyl)-hydrazide;  
 3,5-Dimethyl-isoxazole-4-carboxylic acid N'-octanoyl-hydrazide; 4-Bromo-2-ethyl-5-methyl-  
 2H-pyrazole-3-carboxylic acid N'-octanoyl-hydrazide; 2-Chloro-isonicotinic acid



N'-octanoyl-hydrazide; 2-Chloro-nicotinic acid N'-octanoyl-hydrazide; 3-[N'-(3-Bromo-thiophene-2-carbonyl)-hydrazino]-3-oxo-propionic acid ethyl ester; 3-[N'-(Benzo[b]thiophene-2-carbonyl)-hydrazino]-3-oxo-propionic acid ethyl ester; N'-(5-Chloro-thiophen-2-sulfonyl)-thiophene-2-carboxylic acid hydrazide; Butyric acid N'-(5-chloro-thiophen-2-sulfonyl)-hydrazide; N'-(5-Chloro-thiophen-2-sulfonyl)-heptanoic acid hydrazide; 4-Butyl-1-(thiophene-2-carbonyl)-thiosemicarbazide; 1-(4,5-Dibromo-thiophene-2-carbonyl)-4-pentyl-semicarbazide; 1-(5-Bromo-thiophene-2-carbonyl)-4-(4-fluoro-2-trifluoromethyl-phenyl)-semicarbazide; 4-(4-Chloro-3-trifluoromethyl-phenyl)-1-(4,5-dibromo-thiophene-2-carbonyl)-semicarbazide; 1-(4,5-Dibromo-thiophene-2-carbonyl)-4-(3-trifluoromethyl-phenyl)-semicarbazide; 1-(3-Chloro-4-methyl-thiophene-2-carbonyl)-4-(4-methylsulfanyl-phenyl)-semicarbazide; 4-(4-Bromo-phenyl)-1-(3-chloro-4-methyl-thiophene-2-carbonyl)-semicarbazide; 1-(5-Bromo-thiophene-2-carbonyl)-4-(2-chloromethyl-phenyl)-semicarbazide; 4-(2-Chloromethyl-phenyl)-1-(5-chloro-thiophene-2-carbonyl)-semicarbazide; 1-(5-Bromo-thiophene-2-carbonyl)-4-(4-methoxy-phenyl)-semicarbazide; 1-(5-Bromo-thiophene-2-carbonyl)-4-(2,6-difluoro-phenyl)-semicarbazide; 1-(3-Chloro-benzo[b]thiophene-2-carbonyl)-4-(2,6-dichloropyridin-4-yl)-semicarbazide; 1-(3-Chloro-benzo[b]thiophene-2-carbonyl)-4-o-tolyl-semicarbazide

The compounds of the Formula (I), (X), (XI) or (XII) according to the invention can be also used in form of the corresponding salts with inorganic or organic acids or bases. Examples of such salts are, e.g., alkali metal salts, in particular sodium and potassium salts, or ammonium salts.

In general, the compounds of the present invention can be used to inhibit quorum sensing signaling of bacteria employing HSLs as signal molecules for cell-cell communication. Preferably, the compounds can be applied to the bacteria listed in Table 1, and more preferably to the bacteria of Table 1 that are pathogens. In the following it is explained that the compounds of the present invention can be used as antibacterial agents in various applications.

In a preferred form, the compounds of Formula (I), (X), (XI) or (XII) are useful for the treatment of a variety of human, animal and plant diseases, where bacterial pathogens regulate the expression of virulence genes and other phenotypes, e.g. biofilm formation, through an HSL-based quorum sensing system. Furthermore, as the list of organisms (see Table 1) employing quorum sensing signaling for their virulence continues to increase, the compounds



of the invention can be used also for organisms which will be added to the above listed in future.

In a first embodiment, the compounds are useful for the treatment of mammalian in particular human diseases caused by bacteria through the inhibition of the bacterial quorum  
5 sensing cascade rendering the pathogen avirulent. Such diseases include endocarditis, respiratory and pulmonary infections (preferably in immunocompromized and cystic fibrosis patients), bacteremia, central nervous system infections, ear infections including external otitis, eye infections, bone and joint infections, urinary tract infections, gastrointestinal infections and skin and soft tissue infections including wound infections, pyoderma and  
10 dermatitis which all can be triggered by *Pseudomonas aeruginosa*. Furthermore, the compounds can be used for the treatment of pulmonary infections caused by *Burkholderia cepacia* (preferably in immunocompromized and cystic fibrosis patients), gastroenteritis and wound infections caused by *Aeromonas hydrophila*, sepsis in tropical and subtropical areas caused by *Chromobacterium violaceum*, diarrhoea with blood and haemolytic uremic  
15 syndrome (HUS) caused by *Escherichia coli*, yersiniosis triggered by *Yersinia enterocolitica* and *Y. pseudotuberculosis*, and transfusion-related sepsis and fistulous pyoderma caused by *Serratia liquefaciens*.

In a second embodiment, the compounds can be used to prevent and/or treat plant diseases, where inhibition of the HSL-mediated signaling system reduces or abolishes  
20 virulence of bacterial plant pathogens. Such diseases include crown gall tumors caused by *Agrobacterium tumefaciens*, soft rot caused by *Burkholderia cepacia*, *Erwinia carotovora* and *Erwinia chrysanthemi*, sweet corn and maize infections caused by *Pantoea stewartii* and wilt disease caused by *Ralstonia solanacearum*.

In a third embodiment, the compounds can be used for the prevention and/or treatment  
25 of animal diseases, preferably fish diseases such as septicemia caused by *Aeromonas hydrophila* and *Vibrio anguillarum*, furunculosis in salmonids caused by *Aeromonas salmonicida*, prawn infections caused by *Vibrio harveyi* and enteric redmouth disease caused by *Yersinia ruckeri*, but also for the prevention and/or treatment of insect diseases caused, for example, by *Xenorhabdus nematophilus*.

30 In general, the present invention provides a method for reducing the virulence of bacterial pathogens employing an HSL-based signaling system. In a preferred form, a method is



provided to remove, diminish, detach or disperse a bacterial biofilm from a living or nonliving surface by treating the surface with a compound of Formula (I), (X), (XI) or (XII). This method is also useful to prevent biofilm formation on a living or nonliving surface by treating the surface with a compound of Formula (I), (X), (XI) or (XII) before bacterial colonization  
5 can initialize. The term "biofilm" refers to cell aggregations comprising either a single type of organism or a mixture of more than one organism, then also referred to as "mixed biofilms". It is clear to persons skilled in the art, that the compounds of the present invention can be applied in a wide variety of different fields such as environmental, industrial and medical applications in order to prevent and/or treat damages or diseases caused by bacteria.

10 In one aspect, the compounds of Formula (I), (X), (XI) or (XII) can be used for all kinds of surfaces in private and public areas, where it is beneficial to inhibit quorum sensing systems of Gram-negative bacteria in order to prevent and/or treat colonization and biofilm formation. The compounds here can be used in form of a solution, powder or as a coating. The compound is preferably applied to the surface as a solution of the compound, alone or  
15 together with other materials such as conventional surfactants, preferably sodium dodecyl sulfate, or detergents, biocides, fungicides, antibiotics, pH regulators, perfumes, dyes or colorants. In combination with a bacteriocidal agent, e.g., the compounds of Formula (I), (X), (XI) or (XII) inhibit virulence or biofilm formation whilst the bacteriocidal agent kills the pathogens.

20 In one embodiment, the compounds can be used as antibacterial agent for topical use in cleaning and treatment solutions such as disinfectants, detergents, household cleaner and washing powder formulations in the form of a spray or a dispensable liquid. In a preferred form, these solutions can be applied to windows, floors, clothes, kitchen and bathroom surfaces and other surfaces in the area of food preparation and personal hygiene. In addition,  
25 the compounds of Formula (I), (X), (XI) or (XII) can be used as antibacterial ingredients in personal hygiene articles, toiletries and cosmetics such as dentifrices, mouthwashes, soaps, shampoos, shower gels, ointments, creams, lotions, deodorants and disinfectants and storage solutions for contact lenses. In the case of contact lenses the compounds of Formula (I), (X), (XI) or (XII) can also be applied as coating or additive to the lens material.

30 In another embodiment, the compounds can be used to prevent or treat bacterial biofilms in industrial settings such as ship hulls, paper and metal manufacturing, oil recovery, food processing and other applications where process disturbances are referred to biofouling



on surfaces. The compounds here can be used in form of a solution, paint or coating, for example as an ingredient in cooling lubricants. The compounds can also be applied to water processing plants or drinking water distribution systems where the colonized surface (preferably by *Pseudomonas aeruginosa*) is preferably the inside of an aqueous liquid system  
5 such as water pipes, water injection jets, heat exchangers and cooling towers. Until now biocides are the preferred tools to encounter these problems, but since biocides do not have a high specificity for bacteria, they are often toxic to humans as well. This can be circumvented by the application of the compounds of the present invention.

In a further embodiment, the present invention relates to a method of inhibiting and/or  
10 preventing medical device-associated bacterial infections. The invention provides articles coated and/or impregnated with a compound of Formula (I), (X), (XI) or (XII) in order to inhibit and/or prevent biofilm formation thereon. The articles are preferably surgical instruments, blood bag systems or medical devices; more preferably either permanently implanted devices such as artificial heart valve, prosthetic joint, voice prosthesis, stent, shunt  
15 or not permanently implanted devices such as endotracheal or gastrointestinal tube, pacemaker, surgical pin or indwelling catheter.

In a more preferred form, the indwelling catheters are urinary catheters, vascular catheters, peritoneal dialysis catheter, central venous catheters and needleless connectors. The catheter materials can be polyvinylchloride, polyethylene, latex, teflon or similar polymeric  
20 materials, but preferably polyurethane and silicone or a mixture thereof. In order to reduce the risk of catheter-related bacterial infections, several catheters coated and/or impregnated with antiseptic or antimicrobial agents such as chlorhexidine/silver-sulfadiazine and minocycline/rifampin, respectively, have been developed. Furthermore, collection bags or layers sandwiched between an external surface sheath and a luminal silicone sheath have been  
25 constructed to overcome rapid loss of antimicrobial activity. Nevertheless, the emerging risk of bacterial resistance against traditional antibiotics limits the routine use of antibiotic-coated catheters.

The compounds of the present invention, however, offer the possibility to effectively reduce catheter-related bacterial infections with a low risk of resistance development due to a  
30 novel therapeutic strategy targeting highly sensitive signal transduction mechanisms in bacteria. The preferred form of application is the coating and/or impregnating of catheter materials on both the inner and outer catheter surfaces. More preferably, the compounds of



Formula (I) can be included in a mixture of antibacterial agents released continuously from a catheter-associated depot into the environment.

In a further embodiment, the compounds of the present invention and their pharmacologically acceptable salts can be administered directly to animals, preferably to mammals, and in particular to humans as antibiotics per se, as mixtures with one another or in the form of pharmaceutical preparations which allow enteral or parenteral use and which as active constituent contain an effective dose of at least one compound of the Formula (I), (X), (XI) or (XII) or a salt thereof, in addition to customary pharmaceutical excipients and additives. The compounds of Formula (I), (X), (XI) or (XII) can also be administered in form of their salts, which are obtainable by reacting the respective compounds with physiologically acceptable acids and bases.

The therapeutics can be administered orally, e.g., in the form of pills, tablets, coated tablets, sugar coated tablets, lozenges, hard and soft gelatin capsules, solutions, syrups, emulsions or suspensions or as aerosol mixtures. Administration, however, can also be carried out rectally, e.g., in the form of suppositories, or parenterally, e.g., in the form of injections or infusions, or percutaneously, e.g., in the form of ointments, creams or tinctures.

In addition to the active compounds of Formula (I), (X), (XI) or (XII), the pharmaceutical composition can contain further customary, usually inert carrier materials or excipients. Thus, the pharmaceutical preparations can also contain additives or adjuvants commonly used in galenic formulations, such as, e.g., fillers, extenders, disintegrants, binders, glidants, wetting agents, stabilizers, emulsifiers, preservatives, sweetening agents, colorants, flavorings or aromatizers, buffer substances, and furthermore solvents or solubilizers or agents for achieving a depot effect, as well as salts for modifying the osmotic pressure, coating agents or antioxidants. They can also contain two or more compounds of the Formula (I) or their pharmacologically acceptable salts and also other therapeutically active substances.

Thus, the compounds of the present invention can be used alone, in combination with other compounds of this invention or in combination with other active compounds, for example with active ingredients already known for the treatment of the afore mentioned diseases, whereby in the latter case a favorable additive effect is noticed. Suitable amounts to be administered to mammalian in particular humans range from 5 to 1000 mg.



To prepare the pharmaceutical preparations, pharmaceutically inert inorganic or organic excipients can be used. To prepare pills, tablets, coated tablets and hard gelatin capsules, e.g., lactose, corn starch or derivatives thereof, talc, stearic acid or its salts, etc. can be used. Excipients for soft gelatin capsules and suppositories are, e.g., fats, waxes, semi-solid  
5 and liquid polyols, natural or hardened oils etc. Suitable excipients for the production of solutions and syrups are, e.g., water, alcohol, sucrose, invert sugar, glucose, polyols etc. Suitable excipients for the production of injection solutions are, e.g., water, alcohol, glycerol, polyols or vegetable oils.

The dose can vary within wide limits and is to be suited to the individual conditions in  
10 each individual case. For the above uses the appropriate dosage will vary depending on the mode of administration, the particular condition to be treated and the effect desired. In general, however, satisfactory results are achieved at dosage rates of about 0,1 to 100 mg/kg animal body weight preferably 1 to 50 mg/kg. Suitable dosage rates for larger mammals, e.g., humans, are of the order of from about 10 mg to 3 g/day, conveniently administered once, in  
15 divided doses 2 to 4 times a day, or in sustained release form.

In general, a daily dose of approximately 0,1 mg to 5000 mg, preferably 10 to 500 mg, per mammalian in particular human individual is appropriate in the case of the oral administration which is the preferred form of administration according to the invention. In the case of other administration forms too, the daily dose is in similar ranges. The compounds of  
20 Formula (I) can also be used in the form of a precursor (prodrug) or a suitably modified form, that releases the active compound *in vivo*.

In a further embodiment, the compounds of the present invention can be used as pharmacologically active components or ingredients of medical devices, instruments and articles with an effective dose of at least one compound of the Formula (I), (X), (XI) or (XII)  
25 or a salt thereof. The amount of the compounds used to coat for example medical device surfaces varies to some extent with the coating method and the application field. In general, however, the concentration range from about 0,01 mg per cm<sup>2</sup> to about 100 mg per cm<sup>2</sup>. In a similar way the amount of the compounds has to be adjusted to the application mode if the compounds of the invention are used as components or ingredients in cleaning or treatment  
30 solutions. In general, effective dosages range from about 0,1  $\mu$ M to about 1000 mM.

The following section shows examples for the synthesis of the compounds of the present invention and demonstrate their quorum sensing inhibiting effect.

## Examples

### *1. Synthesis of compounds of Formula (I), (X), (XI) or (XII)*

#### **Synthesis method A (1,2-diacylhydrazine or 1-acyl-2-sulfonylhydrazine derivatives)**

5 A solution of (1.2 eq) acid chloride or (1.2 eq) sulfonyl chloride in tetrahydrofuran was added to a solution of (1 eq) hydrazide in tetrahydrofuran and molecular sieve (0.4 nm) at 0°C. The mixture was stirred at room temperature. After 1 h the reaction mixture was concentrated in vacuum, and the resulting solid was purified by preparative thin layer chromatography (Merck, 20 x 20 cm, Silica gel 60 F<sub>254</sub>, 1 mm) (CH<sub>2</sub>Cl<sub>2</sub>:MeOH, 100:1).

10

#### **Synthesis method B (1,2-diacylhydrazine or 1-acyl-2-sulfonylhydrazine derivatives)**

A solution of (1.2 eq) acid chloride or (1.2 eq) sulfonyl chloride in dimethylformamide was added to a solution of (1 eq) hydrazide in dimethylformamide and (1.2 eq) triethylamine at 0°C. The mixture was stirred at room temperature. After 1 h the reaction mixture was  
15 concentrated in vacuum, and the resulting solid was purified by preparative thin layer chromatography (Merck, 20 x 20 cm, Silica gel 60 F<sub>254</sub>, 1 mm) (CH<sub>2</sub>Cl<sub>2</sub>:MeOH, 100:1).

#### **Synthesis method C (1,2-diacylhydrazine or 1-acyl-2-sulfonylhydrazine derivatives)**

A solution of (1.2 eq) acid chloride or (1.2 eq) sulfonyl chloride in dichloromethane was  
20 added to a solution of (1 eq) hydrazide in dichloromethane and (1.2 eq) triethylamine at 0°C. The mixture was stirred at room temperature. After 1 h the reaction mixture was concentrated in vacuum, and the resulting solid was purified by preparative thin layer chromatography (Merck, 20 x 20 cm, Silica gel 60 F<sub>254</sub>, 1 mm) ( *n*-hexane:EtOAc, 9:1).

#### **Synthesis method D (amide derivatives)**

A solution of (1.2 eq) acid chloride in tetrahydrofuran was added to a solution of (1 eq) amine in tetrahydrofuran and molecular sieve (0.4 nm) at 0°C. The mixture was stirred at room temperature. After 1 h the reaction mixture was concentrated in vacuum, and the resulting solid was purified by preparative thin layer chromatography (Merck, 20 x 20 cm, Silica gel 60  
30 F<sub>254</sub>, 1 mm) (CH<sub>2</sub>Cl<sub>2</sub>:MeOH, 100:1).

#### **Synthesis method E (amide derivatives)**



A solution of (1.2 eq) acid chloride in dichloromethane was added to a solution of (1 eq) amine in dichloromethane and (1.2 eq) triethylamine at 0°C. The mixture was stirred at room temperature. After 1 h the reaction mixture was concentrated in vacuum, and the resulting solid was purified by preparative thin layer chromatography (Merck, 20 x 20 cm, Silica gel 60 F<sub>254</sub>, 1 mm) (*n*-hexane:EtOAc, 9:1).

#### Synthesis method F (semicarbazide or thiosemicarbazide derivatives)

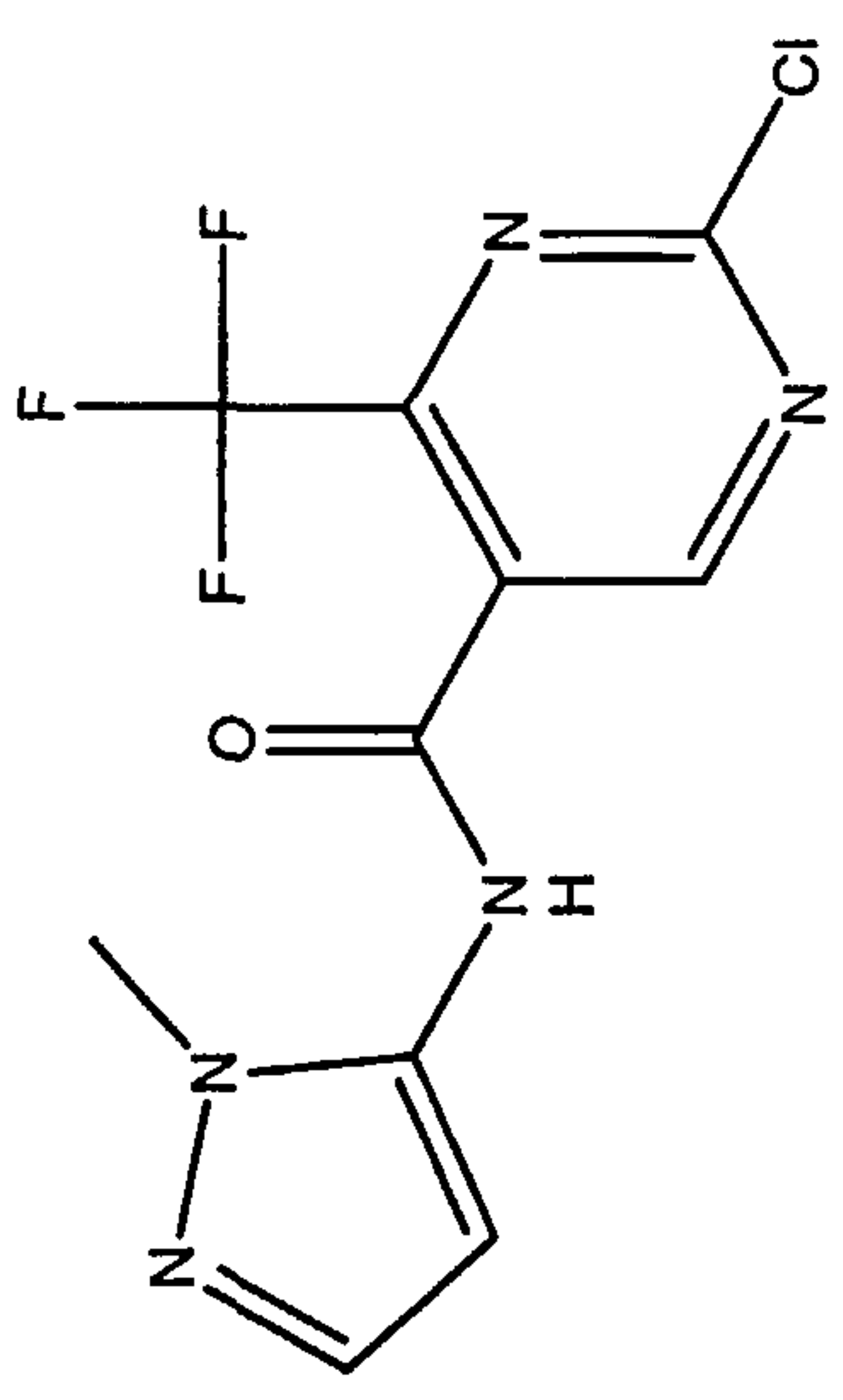
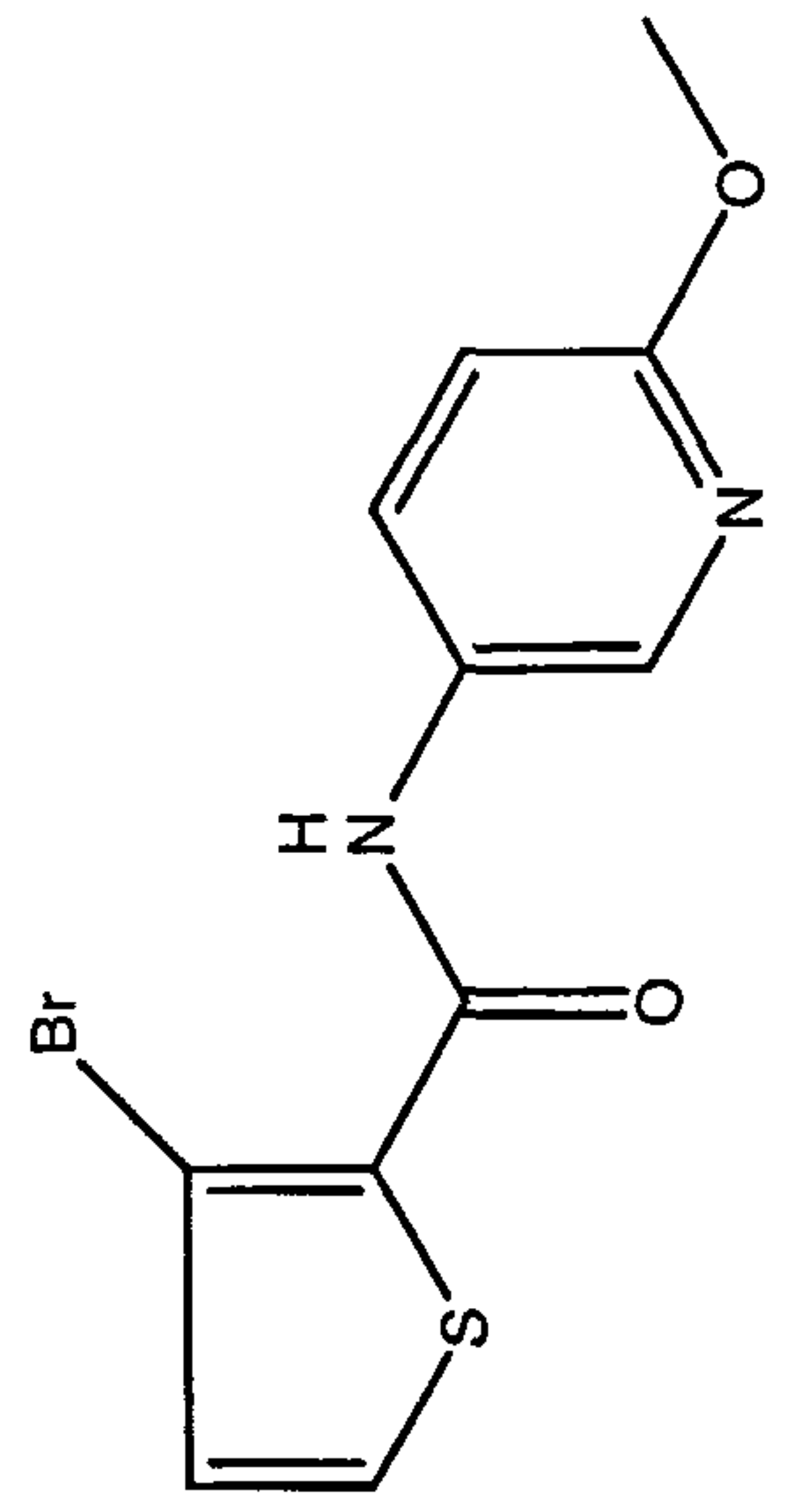
A solution of (1.3 eq) isocyanate or (1.3 eq) isothiocyanate in tetrahydrofuran was added to a solution of (1 eq) hydrazide in tetrahydrofuran and molecular sieve (0.4 nm) at 0°C. The mixture was stirred at room temperature. After 1 h the reaction mixture was concentrated in vacuum, and the resulting solid was purified by preparative thin layer chromatography (Merck, 20 x 20 cm, Silica gel 60 F<sub>254</sub>, 1 mm) (CH<sub>2</sub>Cl<sub>2</sub>:MeOH, 100:5).

#### Synthesis method G (hydrazide derivatives)

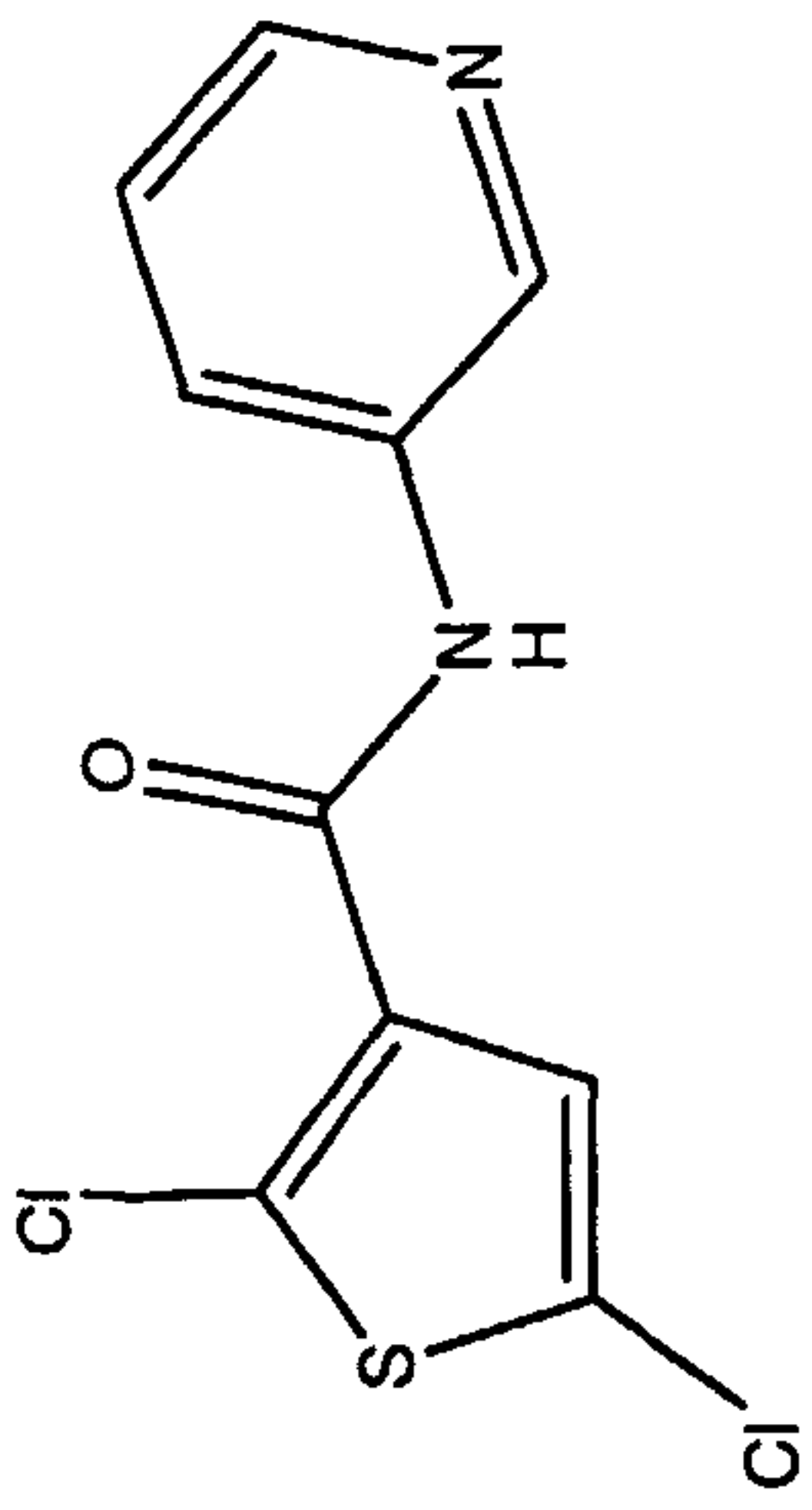
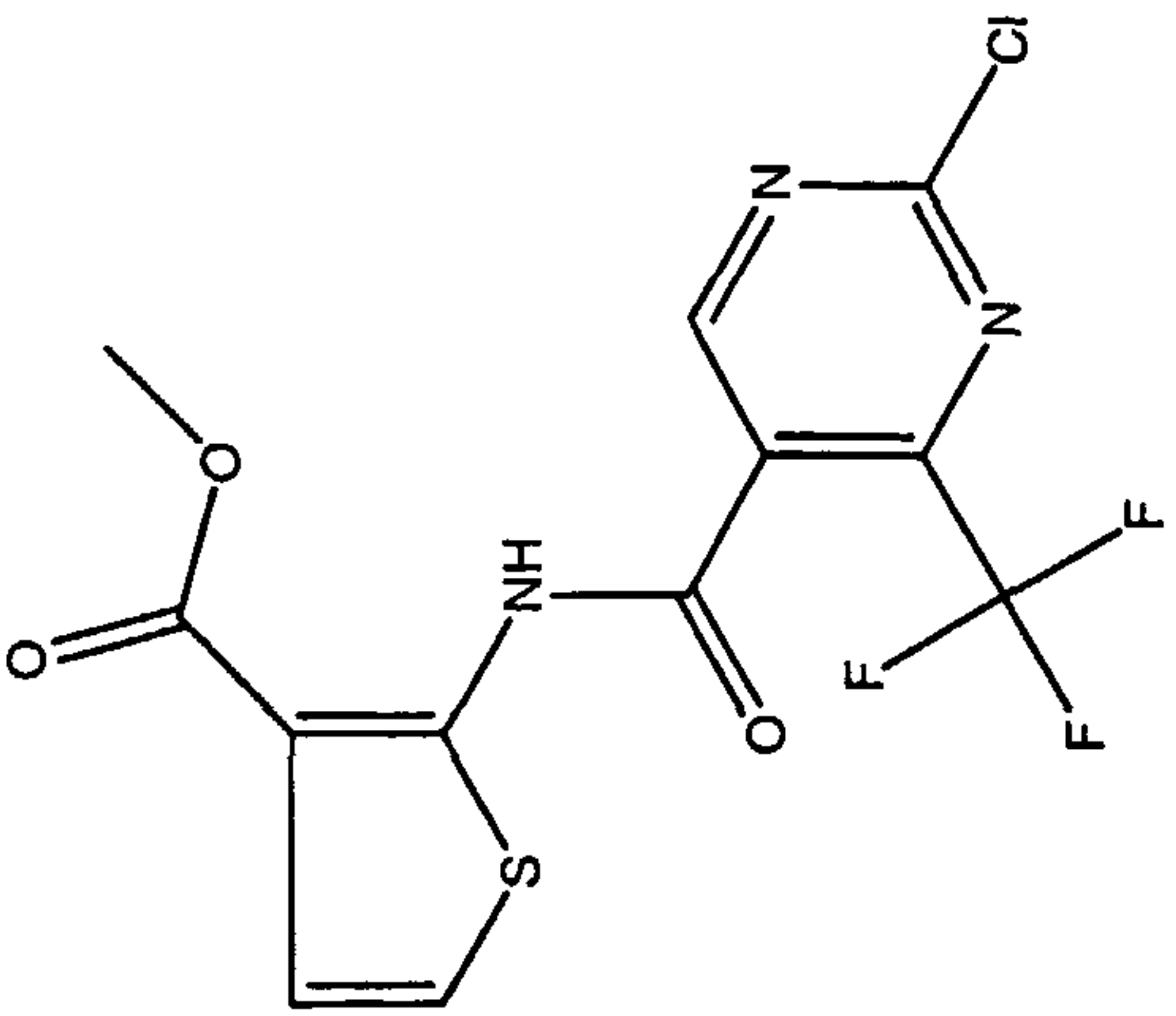
A solution of (1.2 eq) acid chloride in tetrahydrofuran was added to a solution of (1 eq) hydrazine in tetrahydrofuran and molecular sieve (0.4 nm) at 0°C. The mixture was stirred at room temperature. After 1 h the reaction mixture was concentrated in vacuum, and the resulting solid was purified by preparative thin layer chromatography (Merck, 20 x 20 cm, Silica gel 60 F<sub>254</sub>, 1 mm) (CH<sub>2</sub>Cl<sub>2</sub>:MeOH, 100:1).

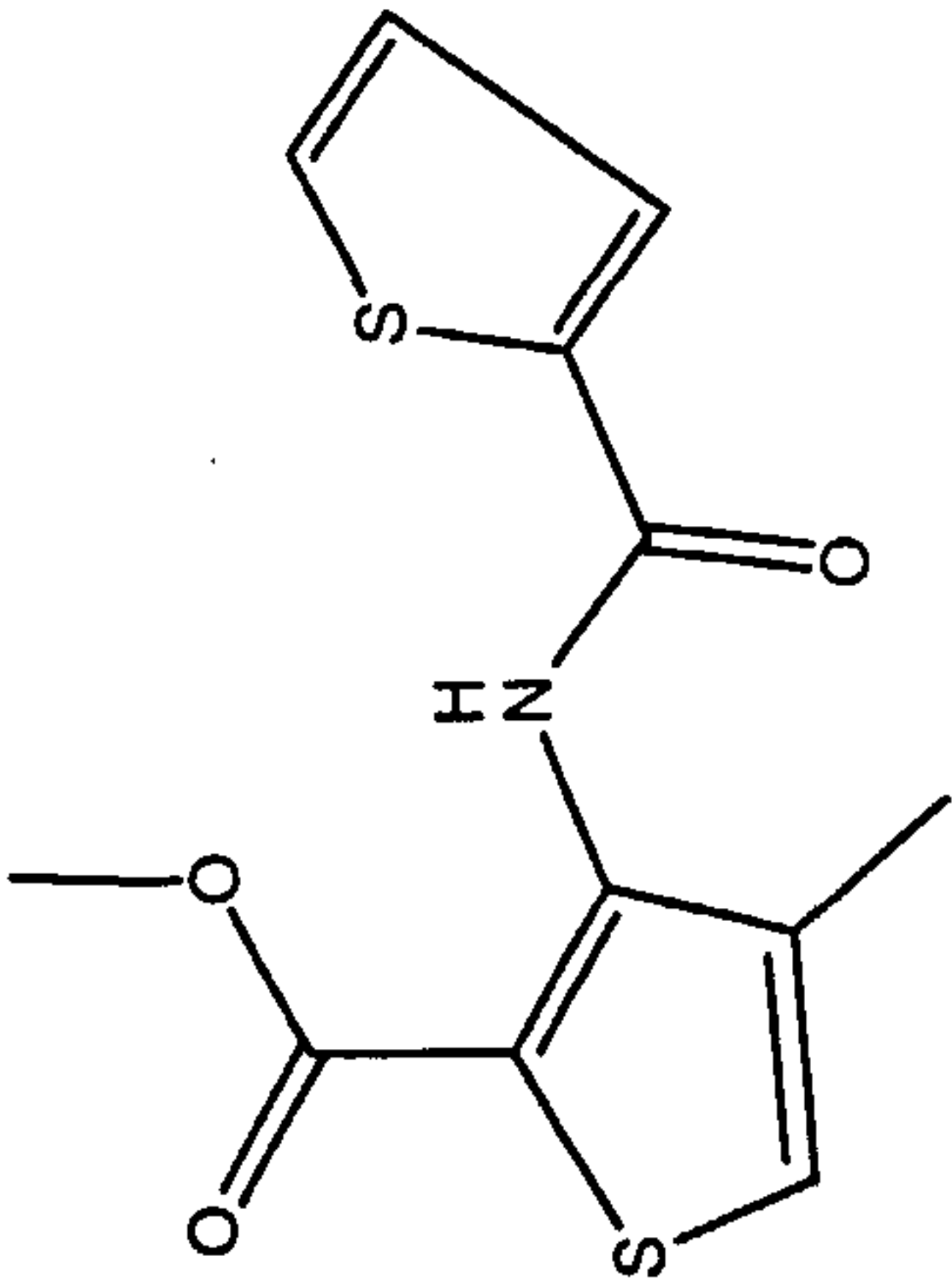
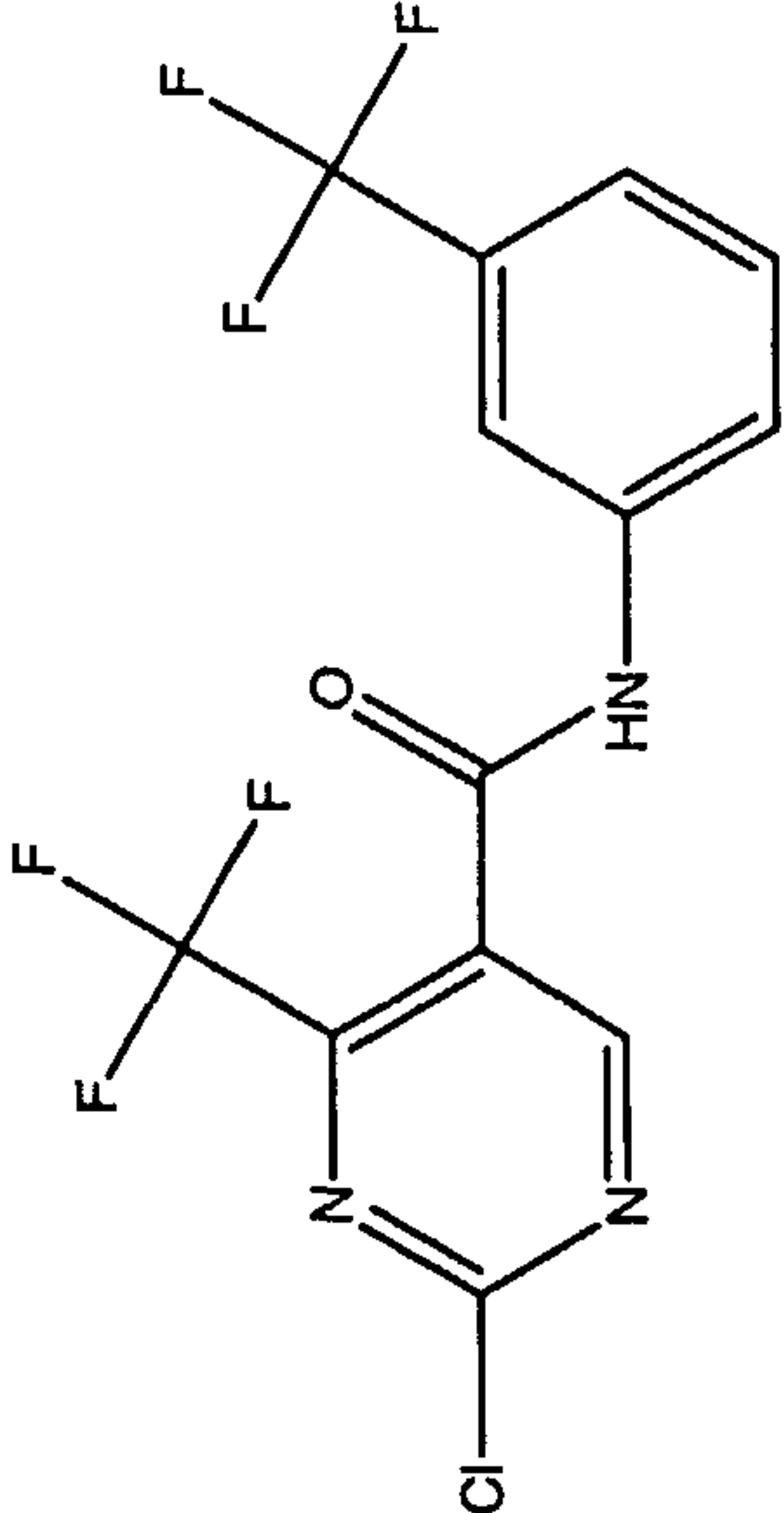
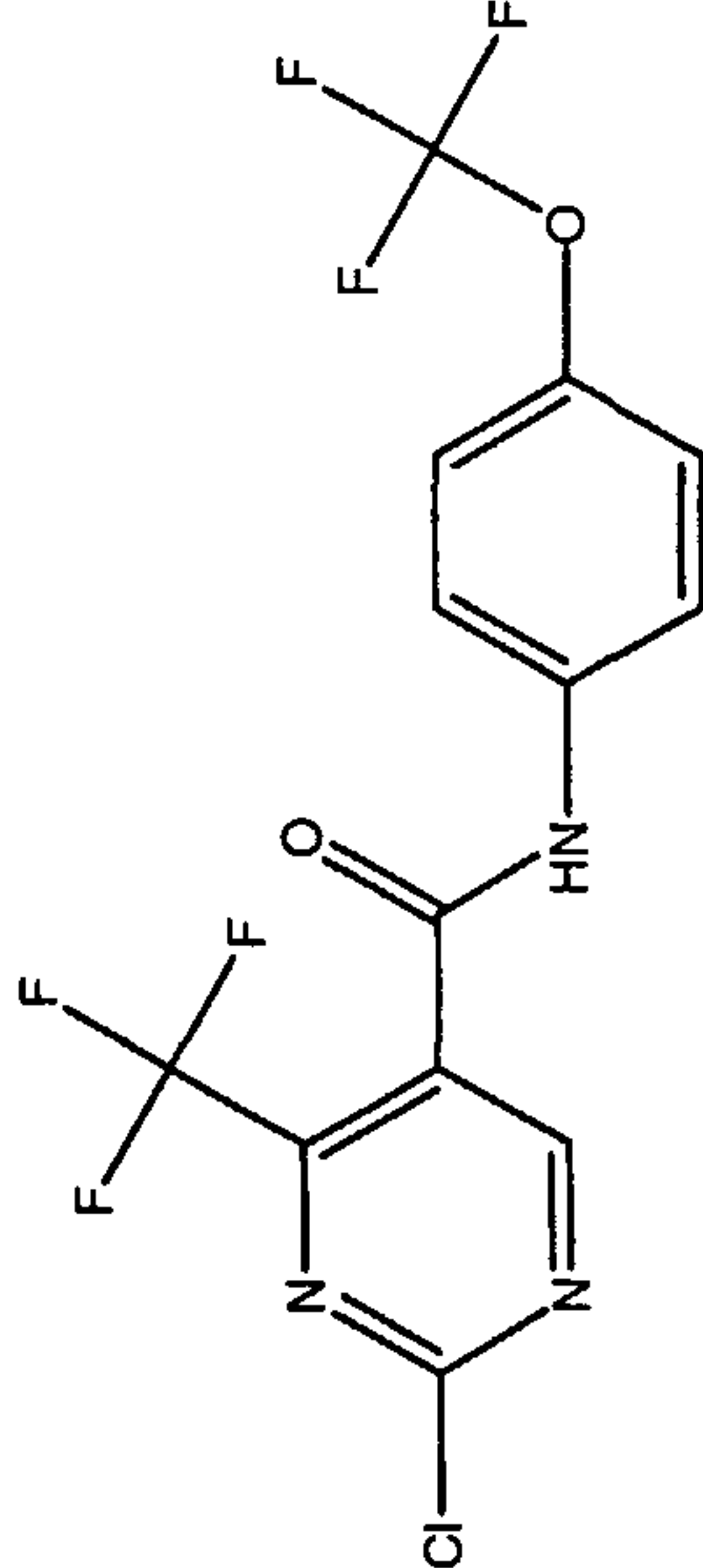
In the following Table 2, the synthesis method employed in each case for the respective compound or whether the compound was obtained is indicated. Furthermore, the mass found by mass spectrometry, the exact molecular mass, the NMR-data (abbreviations: br. = broad, s = singlet, d = doublet, t = triplet, q = quartet, quint. = quintet, sext. = sextet, m<sub>c</sub> = multiplet centered, m = multiplet, CH<sub>ar</sub> = aromatic H, *J* = <sup>1</sup>H-<sup>1</sup>H coupling constant) and the IC<sub>50</sub> range as a measure of anti-quorum sensing activity are indicated.

Table 2: Structure and biosensor assay results of the tested compounds.

#	Compound	Synthesis method/ supplier	Mass	HPLC/MS (ESI)	<sup>1</sup> H-NMR (300 MHz)	IC <sub>50</sub> range*
1		Maybridge	305	-	-	+++
2		E	312	313 [M+H] <sup>+</sup>  311 [M-H] <sup>+</sup>	$\delta$ (CDCl <sub>3</sub> ) = 3.88 (s, 3 H, OCH <sub>3</sub> ), 6.72 (d, <i>J</i> = 8.9 Hz, 1 H, H-3), 7.03 (d, <i>J</i> = 5.2 Hz, 1 H, H-4'), 7.46 (d, <i>J</i> = 5.3 Hz, 1 H, H-5'), 7.95 (dd, <i>J</i> = 8.9, 2.7 Hz, 1 H, H-4), 8.24 (d, <i>J</i> = 2.7 Hz, 1 H, H-6), 8.65 (br. s, 1 H, NH)	+++

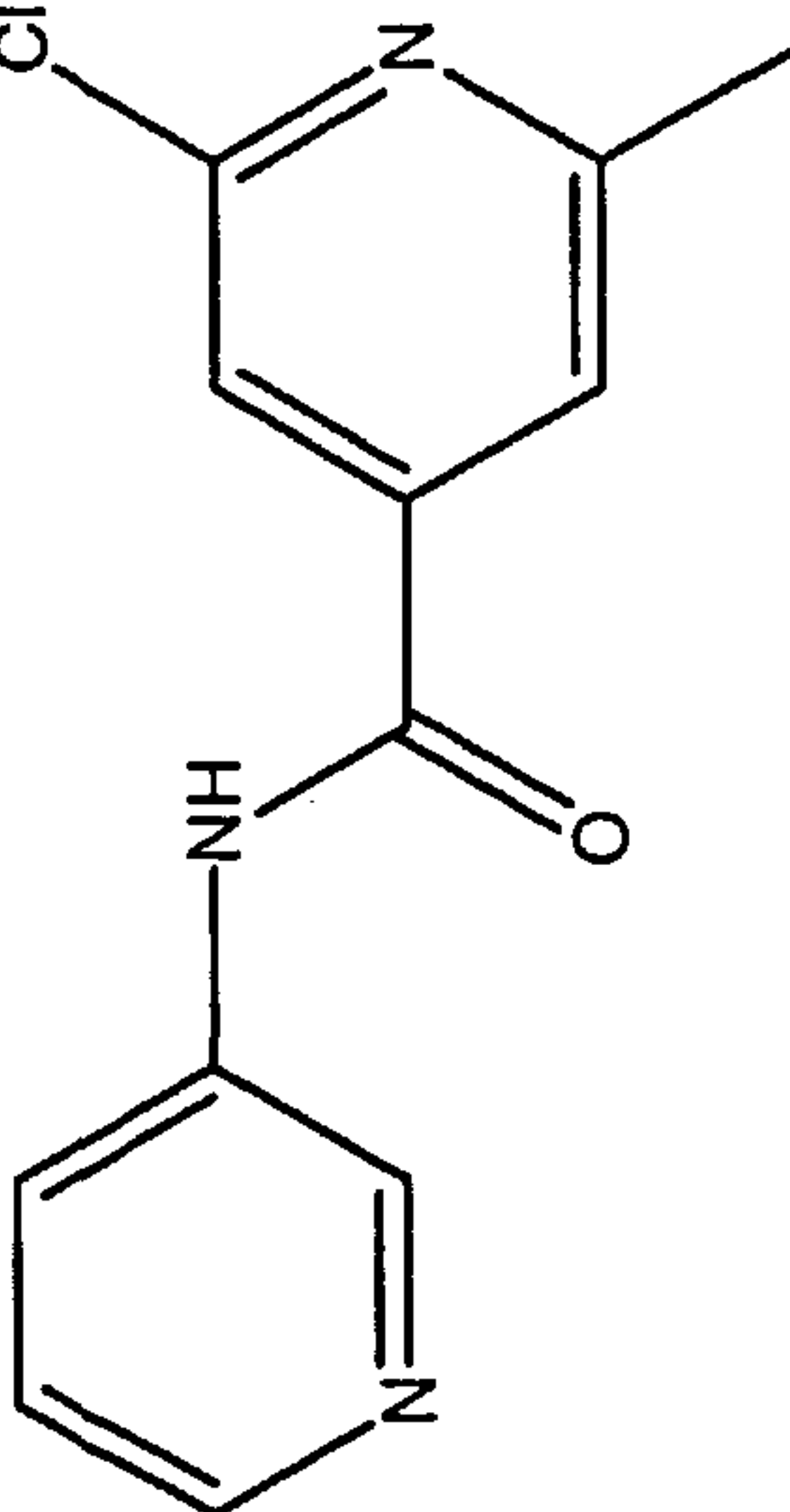
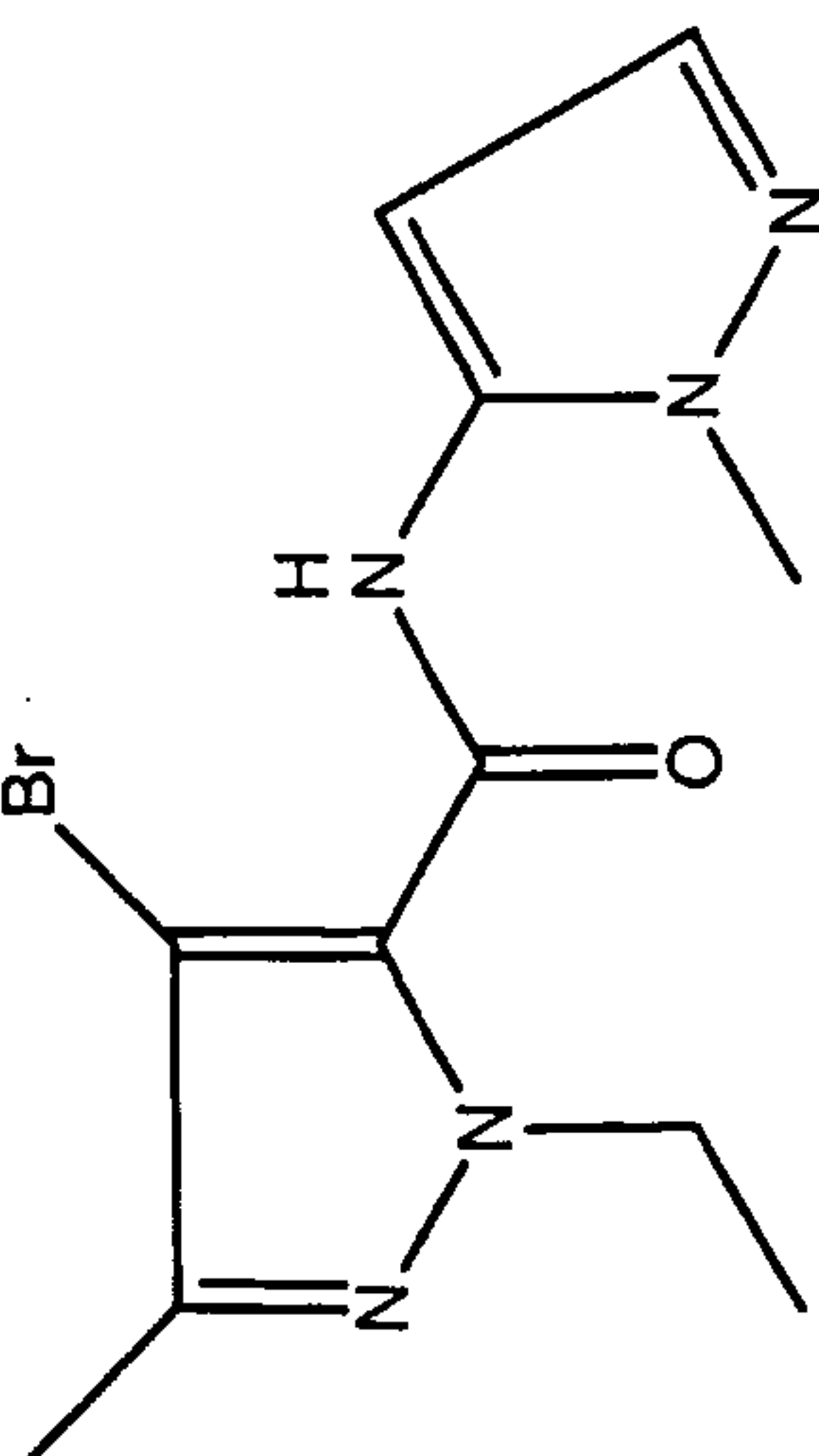
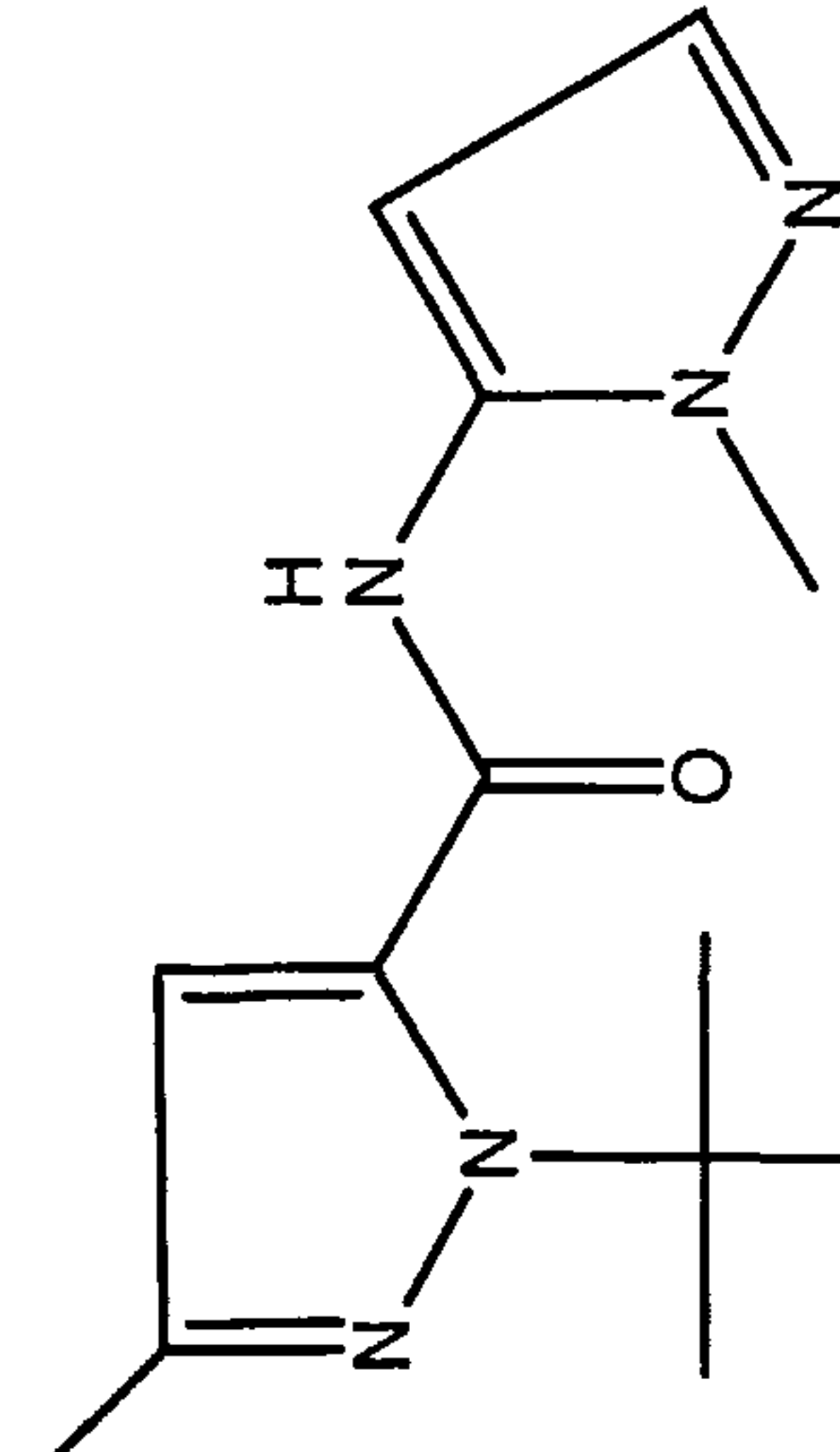


3	 <chem>Clc1cc(Cl)cc(C(=O)Nc2ccncc2)c1</chem>	Maybridge	272	-	-	+++
4	 <chem>COC(=O)c1cc(C(=O)Nc2cc(Cl)nc(C(F)F)c2)c(s1)</chem>	Maybridge	365	-	-	+

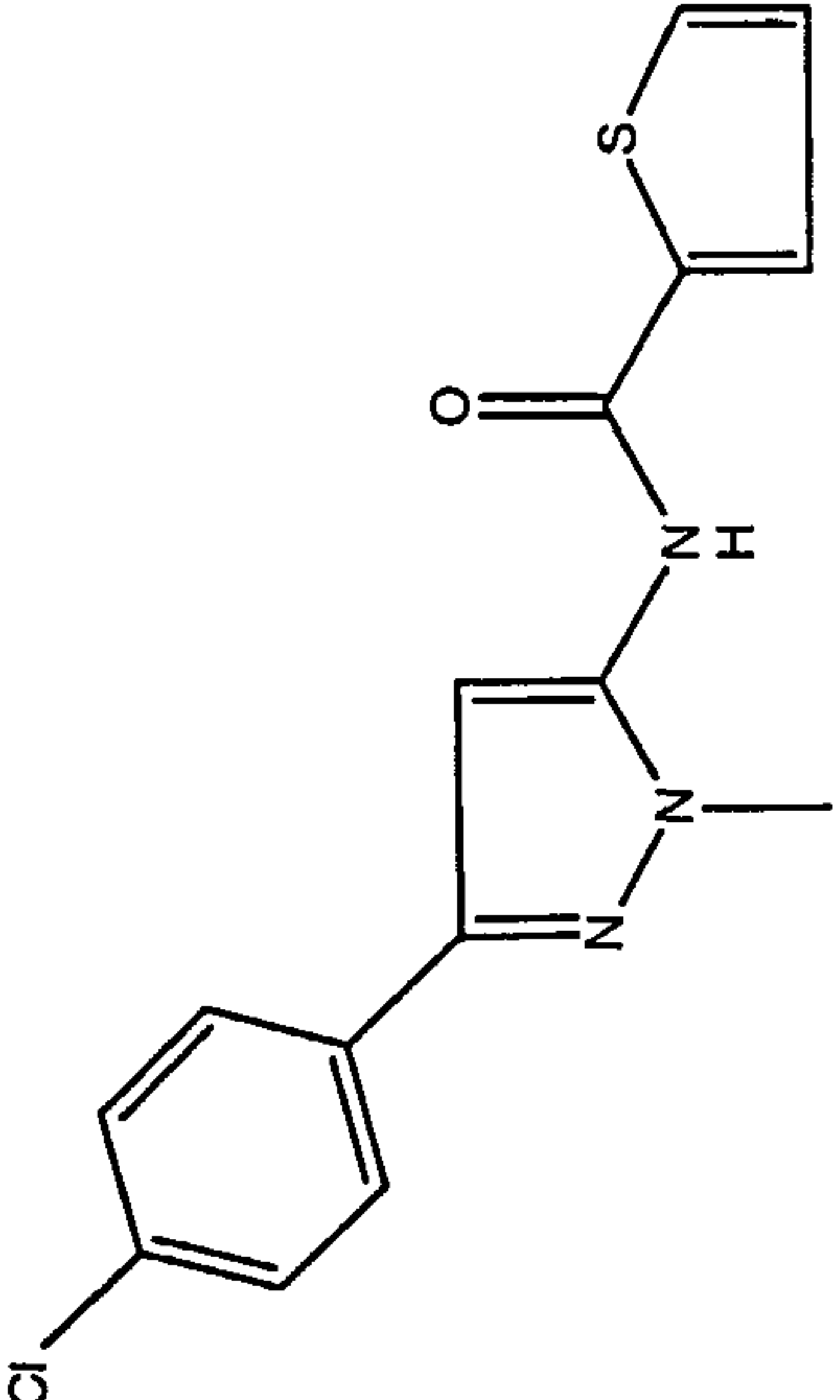
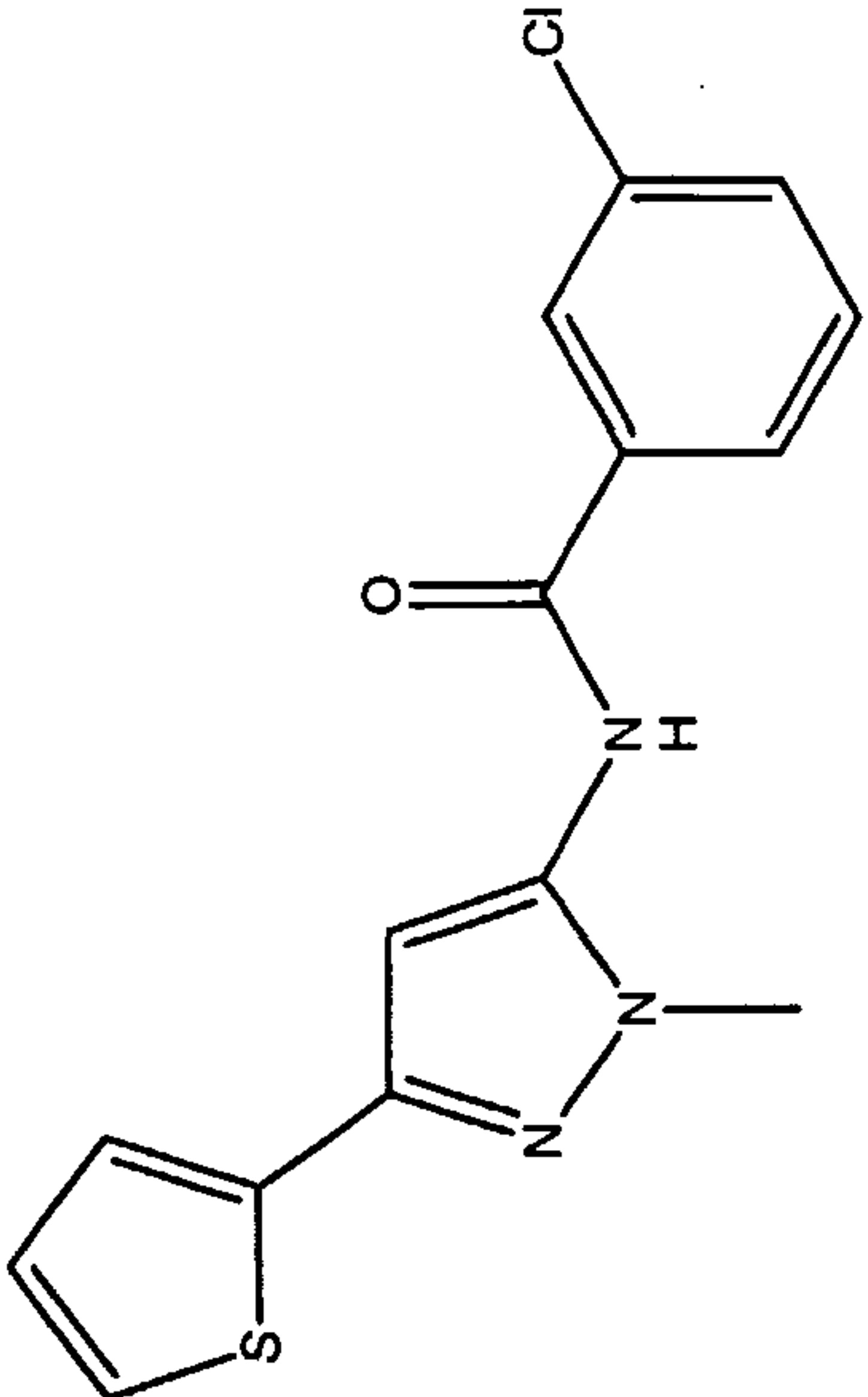
5		D	281	282 [M+H] <sup>+</sup>  280 [M-H] <sup>+</sup>	$\delta$ (CD <sub>3</sub> OD) = 2.23 (s, 3 H, CH <sub>3</sub> ), 3.79 (s, 3 H, 3 H, OCH <sub>3</sub> ), 7.06-7.11 (m, 2 H, H-4 and H-2'), 7.50 (dd, J = 4.9, 1.1 Hz, 1 H, H-3), 7.69 (dd, J = 3.8, 1.1 Hz, 1 H, H-5), 9.71 (s, 1 H, NH)	+
6		Maybridge	369	-	-	++
7		Maybridge	385	-	-	+++

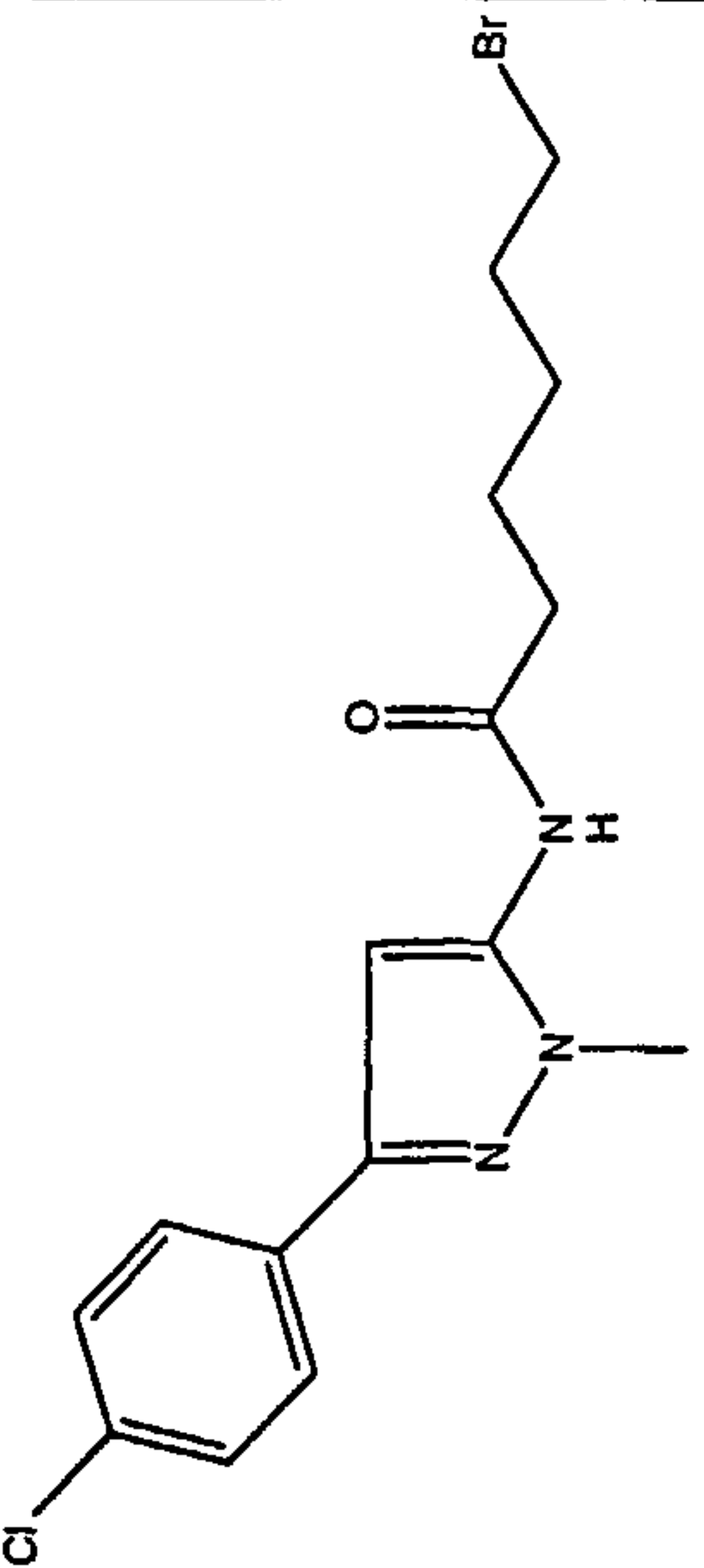
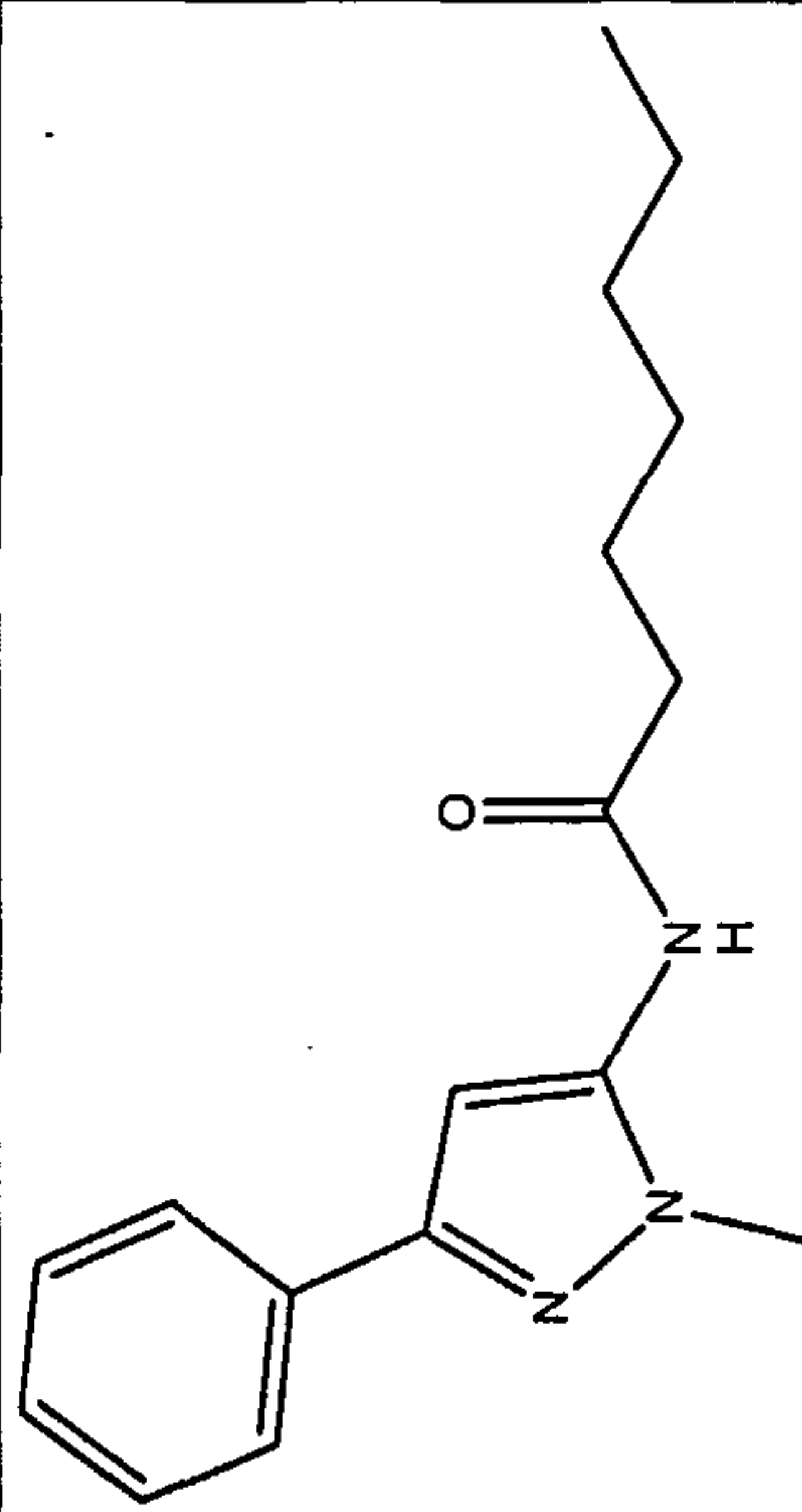


8		E	275	276 [M+H] <sup>+</sup>  274 [M-H] <sup>+</sup>	$\delta$ (CDCl <sub>3</sub> ) = 2.54 (s, 3 H, SCH <sub>3</sub> ), 3.86 (s, 3 H, OCH <sub>3</sub> ), 6.70 (d, <i>J</i> = 8.9 Hz, 1 H, H-3), 7.01 (t, <i>J</i> = 4.8 Hz, 1H, H-5'), 7.85 (d, <i>J</i> = 6.3 Hz, 1 H, H-4'), 7.97 (d, <i>J</i> = 8.7 Hz, 1 H, H-4), 8.22-8.23 (br. s, 2 H, H-6 and NH), 8.46 (dd, <i>J</i> = 4.8, 1.7 Hz, 1 H, H-6')	+
9		E	307	308 [M+H] <sup>+</sup>  306 [M-H] <sup>+</sup>	$\delta$ (CD <sub>3</sub> OD) = 3.85 (s, 3 H, OCH <sub>3</sub> ), 6.87 (d, <i>J</i> = 8.8 Hz, 1 H, H-3), 8.10 (dd, <i>J</i> = 8.9, 2.6 Hz, 1 H, H-4), 8.57 (d, <i>J</i> = 2.5 Hz, 1 H, H-6), 8.64 (d, <i>J</i> = 2.1 Hz, 1 H, H-4'), 8.91 (d, <i>J</i> = 2.2 Hz, 1 H, H-6'), 9.13 (d, <i>J</i> = 1.9 Hz, 1 H, H-2'), 10.81 (s, 1 H, NH)	+
10		E	345	346 [M+H] <sup>+</sup>  344 [M-H] <sup>+</sup>	$\delta$ (CDCl <sub>3</sub> ) = 7.63 (s, 2 H, H-3' and H-5'), 7.83 (dd, <i>J</i> = 8.8, 2.3 Hz, 1 H, H-4), 8.17 (d, <i>J</i> = 8.8 Hz, 1 H, H-3), 8.28 (d, <i>J</i> = 2.3 Hz, 1 H, H-6), 8.63 (s, 1 H, NH)	+

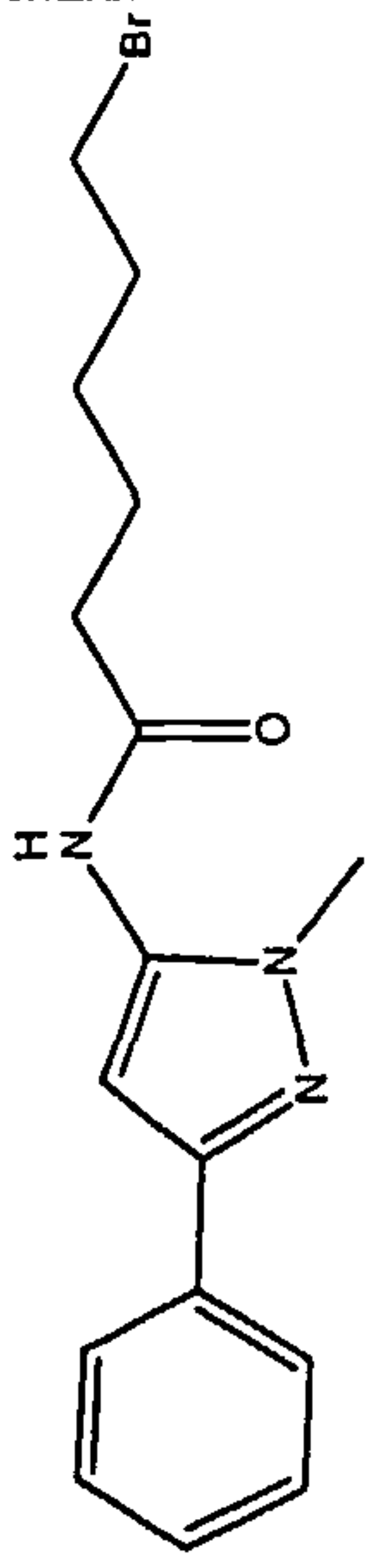
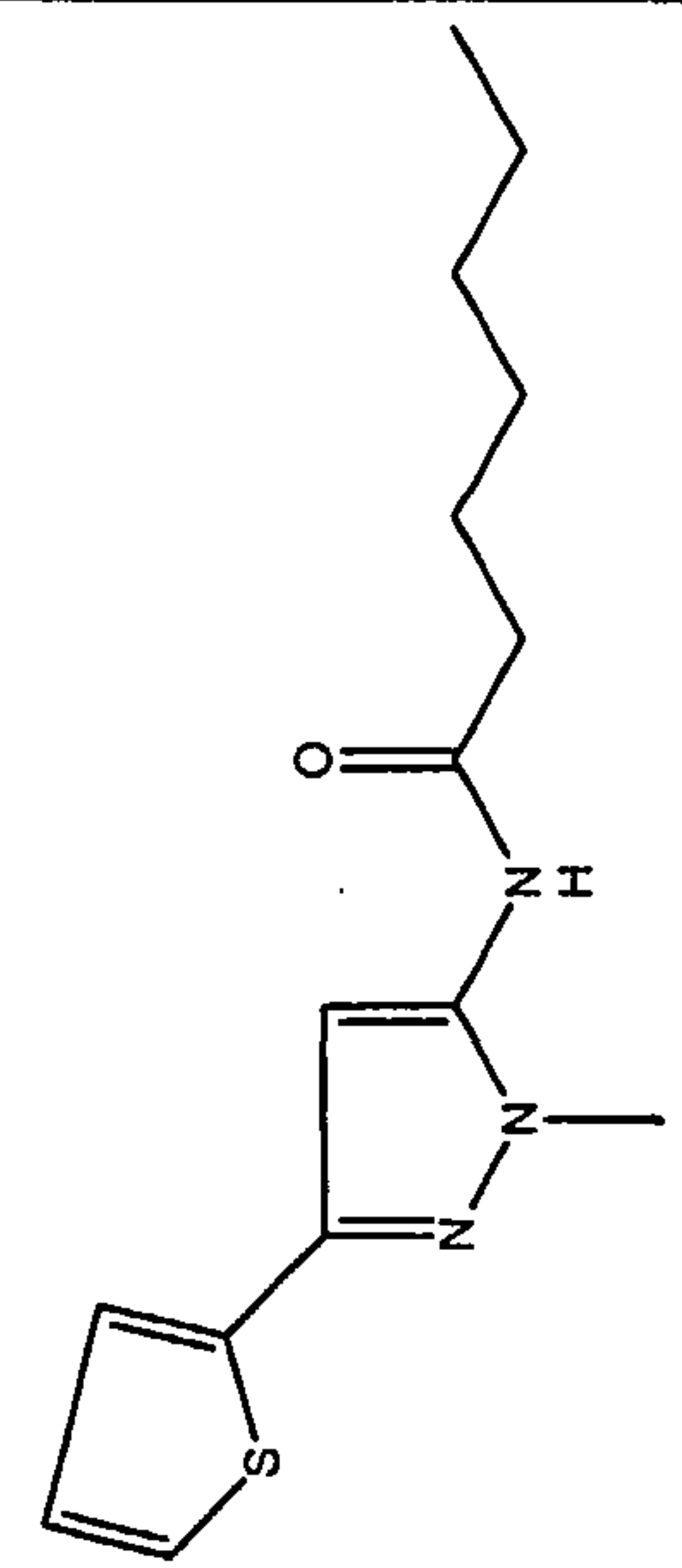
11		E	247	248 [M+H] <sup>+</sup>  246 [M-H] <sup>+</sup>	$\delta$ (CDCl <sub>3</sub> ) = 2.53 (s, 3 H, CH <sub>3</sub> ), 7.24 (dd, <i>J</i> = 8.2, 4.9 Hz, 1 H, H-5), 7.82 (s, 1 H, H-3'), 7.87 (s, 1 H, H-5'), 8.29 (d, <i>J</i> = 4.4 Hz, 1 H, H-4), 8.36 (d, <i>J</i> = 8.4 Hz, 1 H, H-6), 9.09 (s, 1 H, H-2), 10.30 (br. s, 1 H, NH)	+++
12		D	311	312 [M+H] <sup>+</sup>  310 [M-H] <sup>+</sup>	$\delta$ (CD <sub>3</sub> OD) = 1.40 (t, <i>J</i> = 7.2 Hz, 3 H, NCH <sub>2</sub> CH <sub>3</sub> ), 2.25 (s, 3 H, CH <sub>3</sub> ), 3.82 (s, 3 H, NCH <sub>3</sub> ), 4.33 (q, <i>J</i> = 7.2 Hz, 2 H, NCH <sub>2</sub> CH <sub>3</sub> ), 6.40 (br. s, 1 H, CH <sub>ar</sub> ), 7.44 (d, <i>J</i> = 1.8 Hz, 1 H, CH <sub>ar</sub> )	+++
13		D	261	262 [M+H] <sup>+</sup>  260 [M-H] <sup>+</sup>	$\delta$ (CD <sub>3</sub> OD) = 1.66 (s, 9 H, N- <i>t</i> Bu), 2.24 (s, 3 H, CH <sub>3</sub> ), 3.75 (s, 3 H, NCH <sub>3</sub> ), 6.30 (br. s, 1 H, CH <sub>ar</sub> ), 6.50 (br. s, 1 H, CH <sub>ar</sub> ), 7.43 (d, <i>J</i> = 2.1 Hz, 1 H, CH <sub>ar</sub> )	+

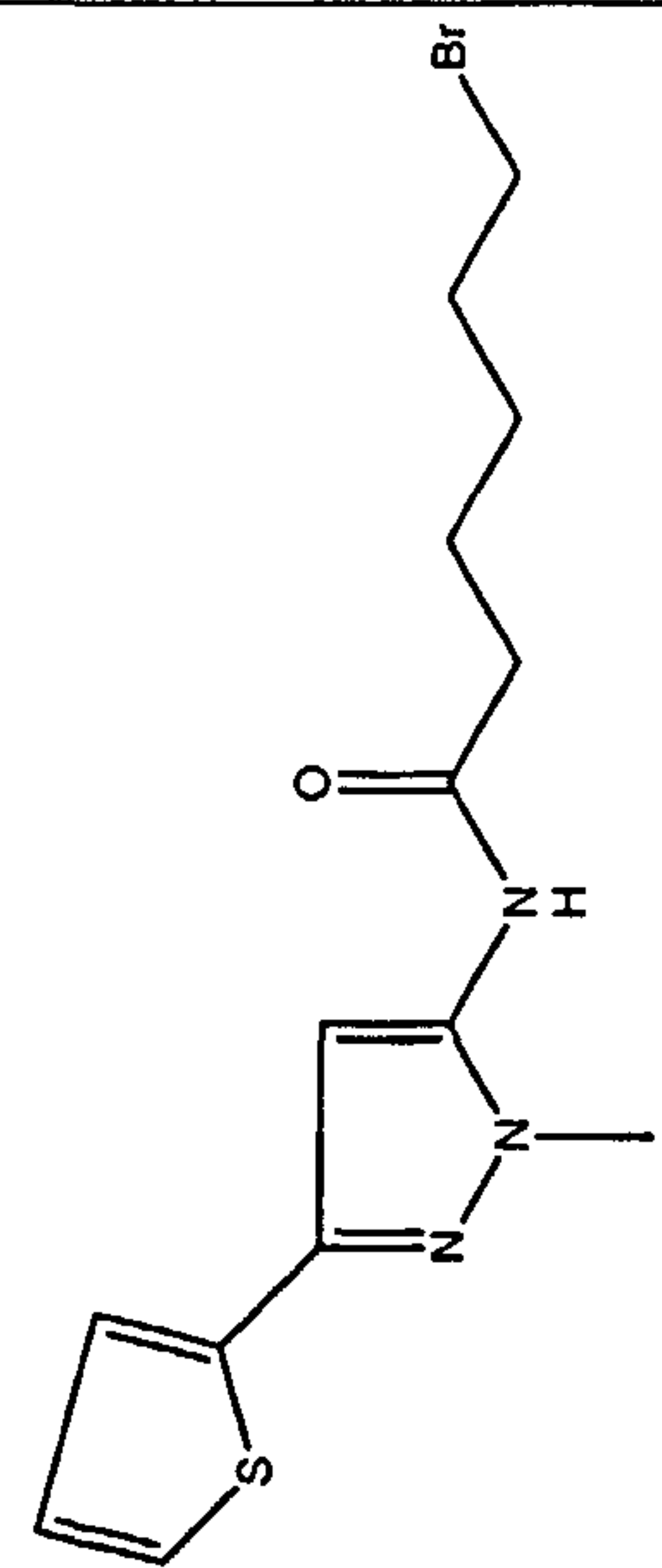
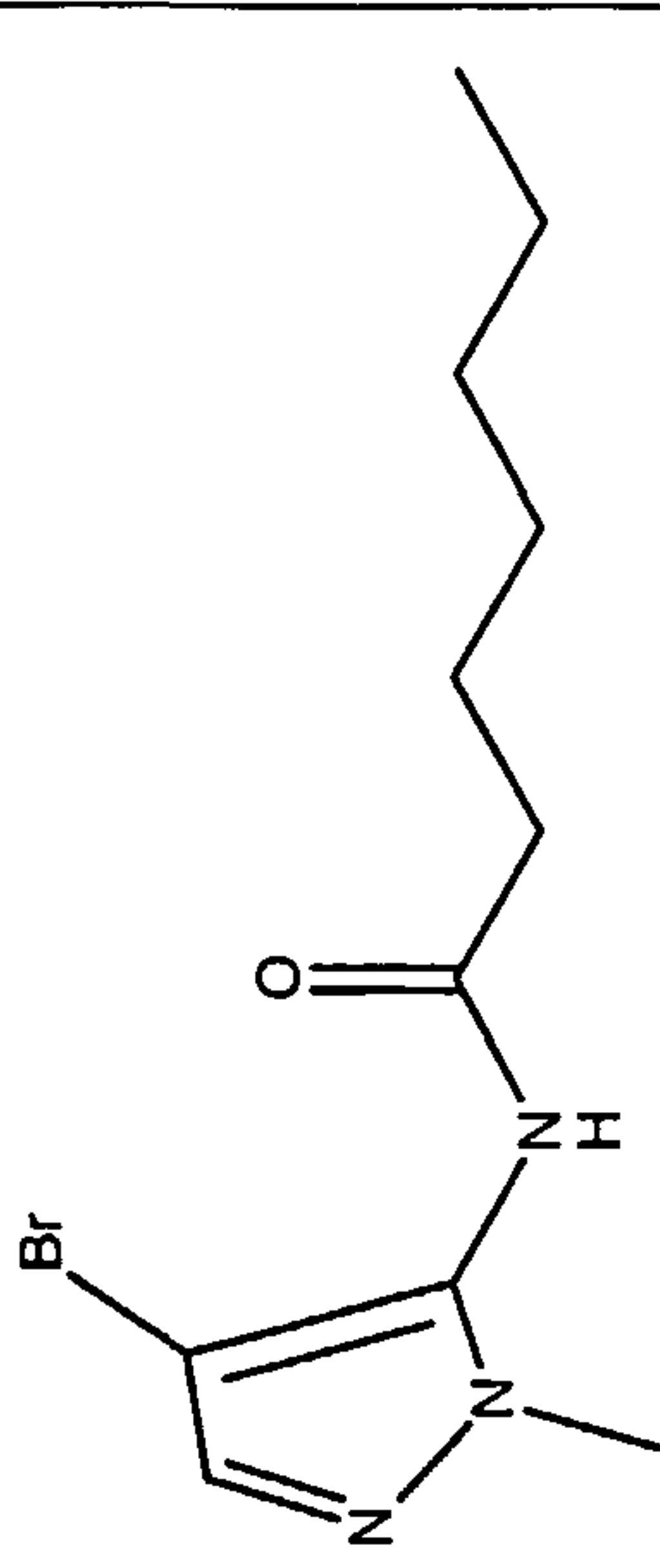
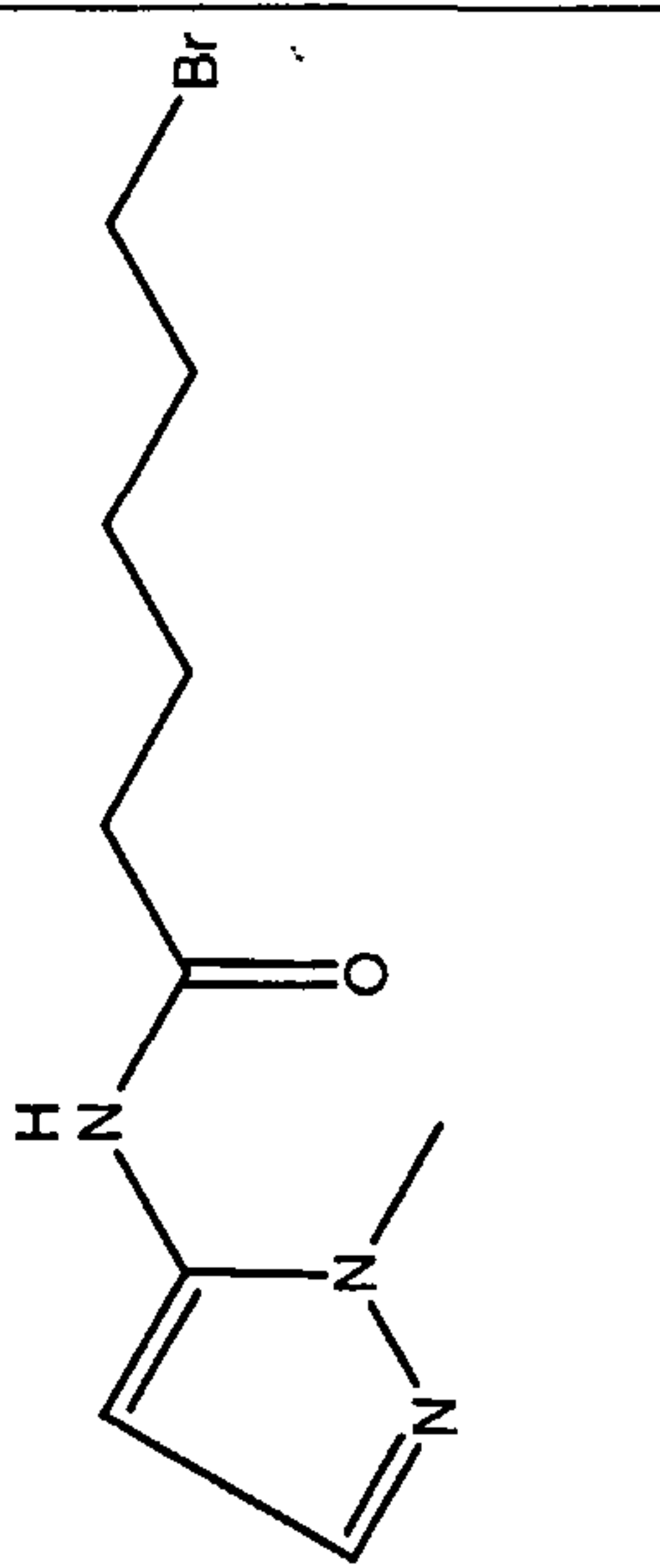


14		D	317	318 [M+H] <sup>+</sup>  316 [M-H] <sup>+</sup>	$\delta$ (DMSO-d <sub>6</sub> ) = 3.73 (s, 3 H, NCH <sub>3</sub> ), 6.72 (s, 1 H, H-4'), 7.25 (dd, <i>J</i> = 3.6, 5.1 Hz, 1 H, H-4), 7.43 (d, <i>J</i> = 8.3 Hz, 2 H, CH <sub>ar</sub> ), 7.80 (d, <i>J</i> = 8.7 Hz, 2 H, CH <sub>ar</sub> ), 7.90 (dd, <i>J</i> = 1.2, 4.8 Hz, 1 H, H-3), 8.01 (dd, <i>J</i> = 0.9, 3.9 Hz, 1 H, H-5), 10.43 (s, 1 H, NH)	+++
15		D	217	218 [M+H] <sup>+</sup>  216 [M-H] <sup>+</sup>	$\delta$ (CD <sub>3</sub> OD) = 3.65 (s, 3 H, NCH <sub>3</sub> ), 6.44 (s, 1 H, H-4'), 6.92 (dd, <i>J</i> = 3.6, 5.1 Hz, 1 H, H-4''), 7.19-7.23 (m, 2 H, CH <sub>ar</sub> ), 7.38 (t, <i>J</i> = 8.1 Hz, 1 H, CH <sub>ar</sub> ), 7.50 (d, <i>J</i> = 8.1 Hz, 1 H, CH <sub>ar</sub> ), 7.78 (d, <i>J</i> = 7.8 Hz, 1 H, CH <sub>ar</sub> ), 7.87 (d, <i>J</i> = 1.8 Hz, 1 H, CH <sub>ar</sub> )	+++

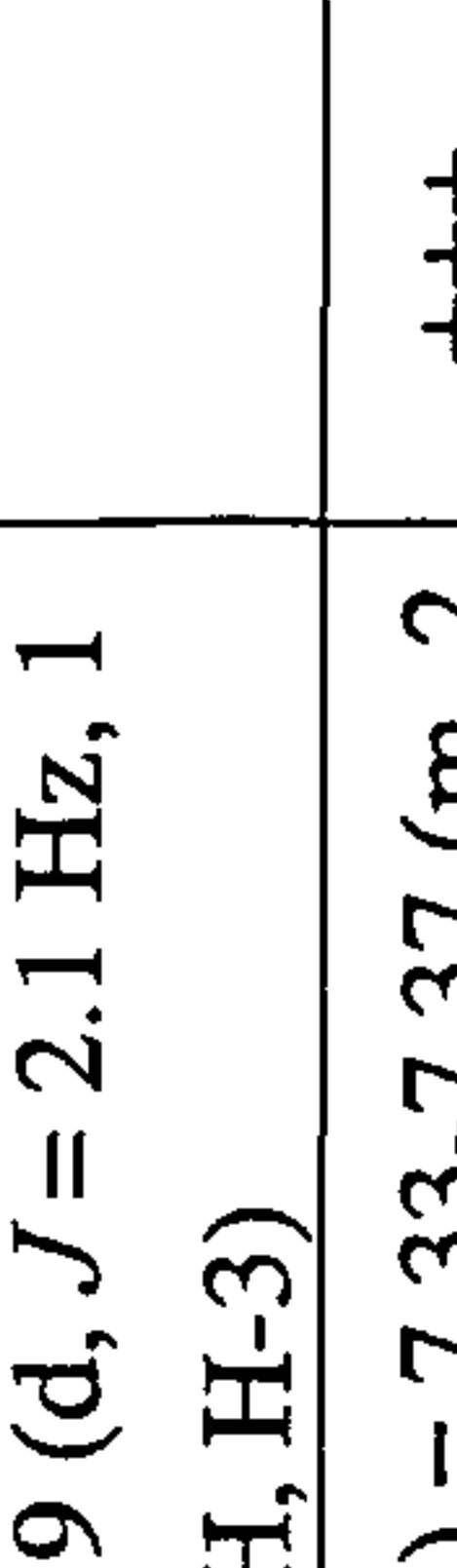
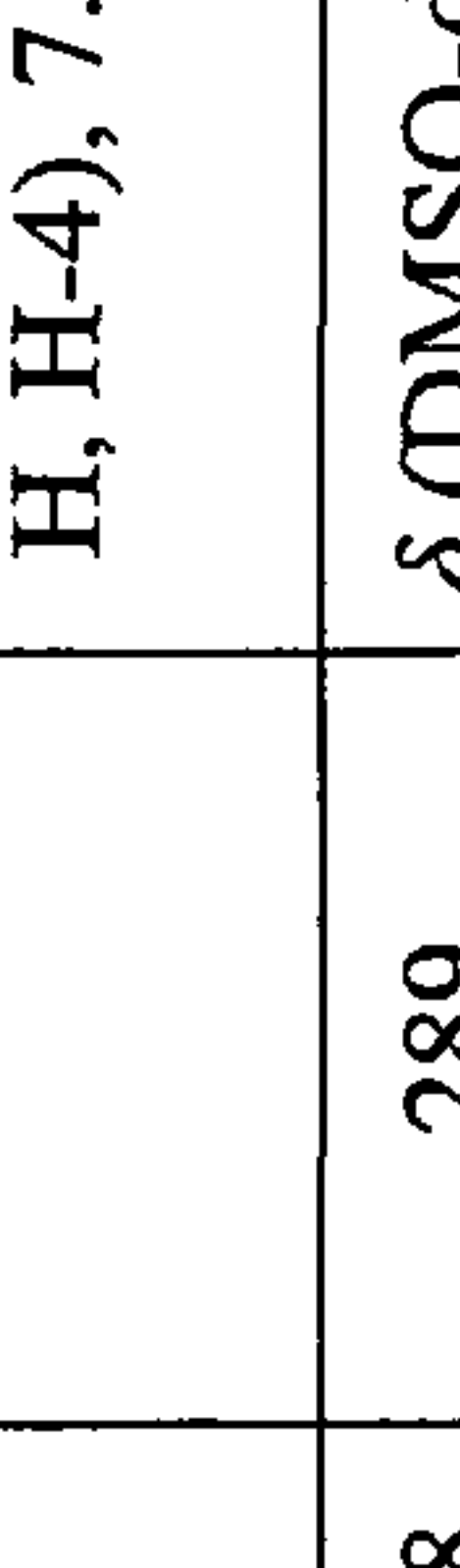
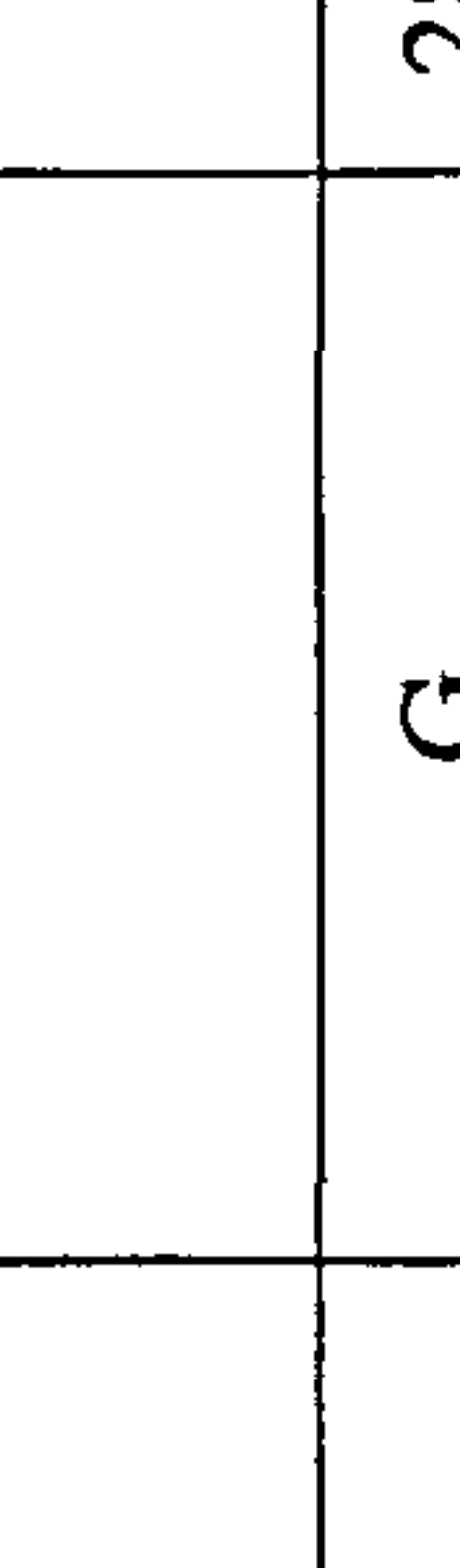
16		D	383	384 [M+H] <sup>+</sup>  382 [M-H] <sup>+</sup>	$\delta$ (DMSO-d <sub>6</sub> ) = 1.34 (m <sub>c</sub> , 2 H, CH <sub>2</sub> ), 1.53 (m <sub>c</sub> , 2 H, CH <sub>2</sub> ), 1.74 (m <sub>c</sub> , 2 H, CH <sub>2</sub> ), 2.28 (t, <i>J</i> = 7.2 Hz, 2 H, CH <sub>2</sub> ), 3.45 (t, <i>J</i> = 6.6 Hz, 2 H, CH <sub>2</sub> ), 3.59 (s, 3 H, NCH <sub>3</sub> ), 6.55 (s, 1 H, H-4), 7.33 (d, <i>J</i> = 8.7 Hz, 2 H, CH <sub>ar</sub> ), 7.65 (d, <i>J</i> = 8.4 Hz, 2 H, CH <sub>ar</sub> ), 9.86 (s, 1 H, NH)	+++
17		D	285	286 [M+H] <sup>+</sup>  284 [M-H] <sup>+</sup>	$\delta$ (CD <sub>3</sub> OD) = 0.80 (t, <i>J</i> = 6.6 Hz, 3 H, CH <sub>3</sub> ), 1.21-1.34 (m, 6 H, (CH <sub>2</sub> ) <sub>3</sub> ), 1.59 (quint., <i>J</i> = 7.8 Hz, 2 H, CH <sub>2</sub> ), 2.31 (t, <i>J</i> = 7.5 Hz, 2 H, CH <sub>2</sub> ), 3.64 (s, 3 H, NCH <sub>3</sub> ), 6.47 (s, 1 H, H-4), 7.15-7.29 (m, 3 H, CH <sub>ar</sub> ), 7.62 (d, <i>J</i> = 6.9 Hz, 2 H, CH <sub>ar</sub> )	+++

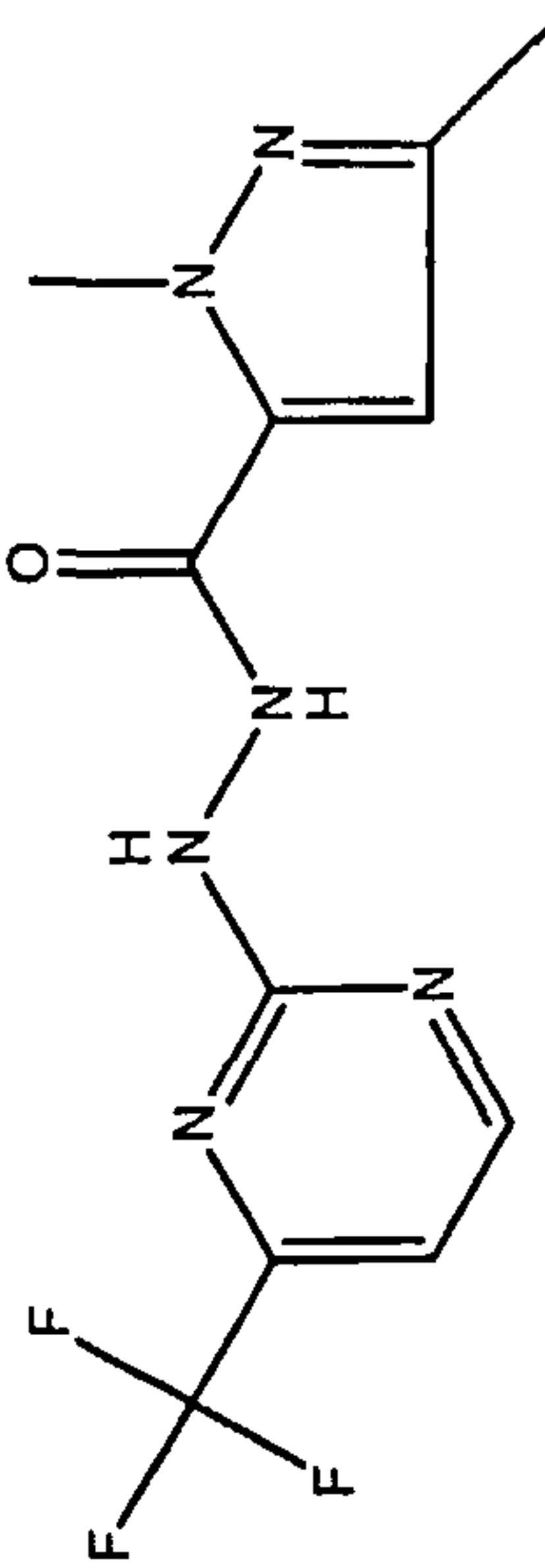
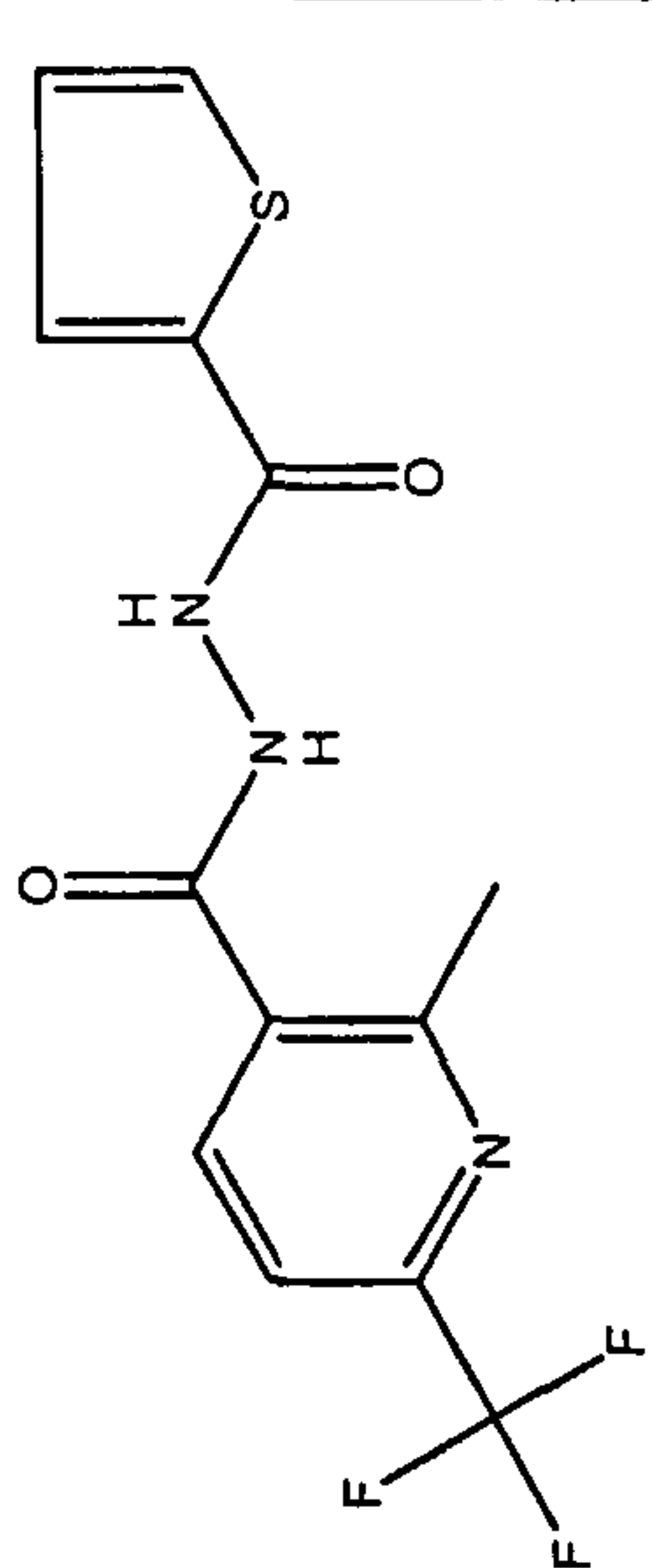
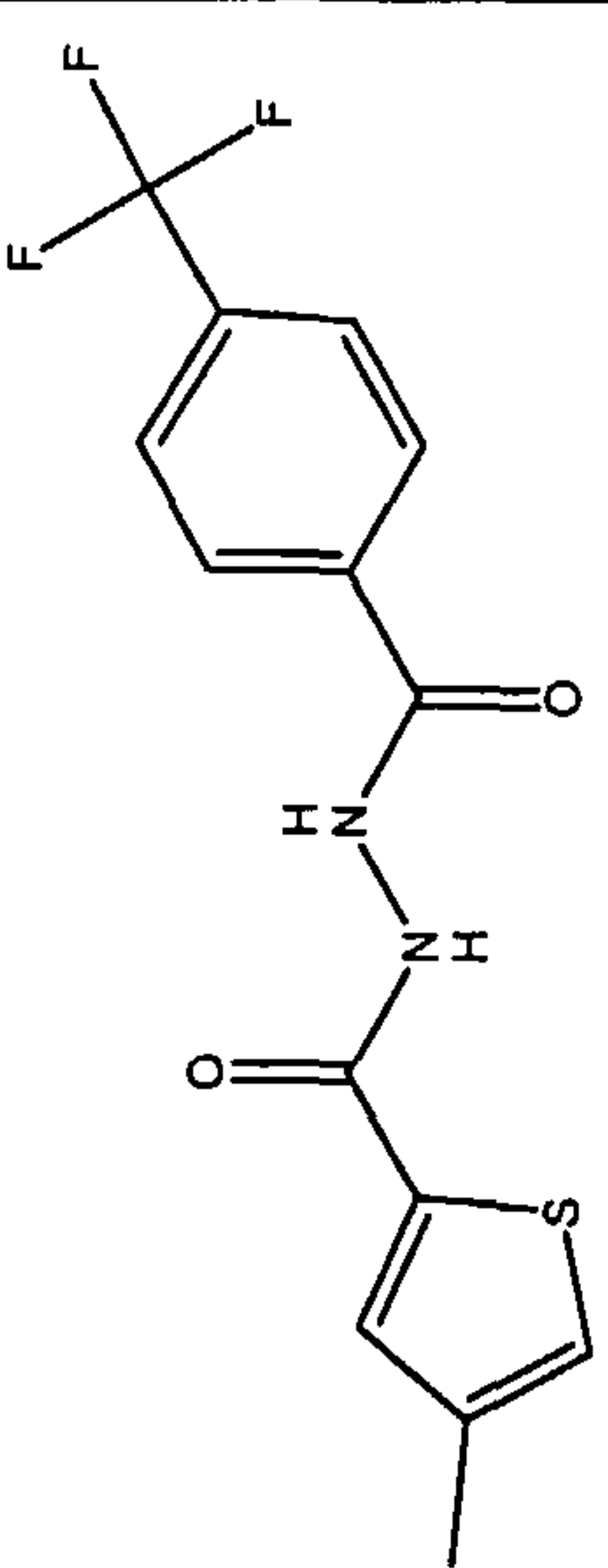


18		D	349	350 [M+H] <sup>+</sup>	$\delta$ (DMSO-d <sub>6</sub> ) = 1.41 (m <sub>c</sub> , 2 H, CH <sub>2</sub> ), 1.55 (m <sub>c</sub> , 2 H, CH <sub>2</sub> ), 1.82 (m <sub>c</sub> , 2 H, CH <sub>2</sub> ), 2.31 (t, <i>J</i> = 6.9 Hz, 2 H, CH <sub>2</sub> ), 3.51 (t, <i>J</i> = 6.6 Hz, 2 H, CH <sub>2</sub> ), 3.70 (s, 3 H, NCH <sub>3</sub> ), 6.62 (s, 1 H, H-4), 7.28 (t, <i>J</i> = 7.5 Hz, 1 H, CH <sub>ar</sub> ), 7.38 (t, <i>J</i> = 8.4 Hz, 2 H, CH <sub>ar</sub> ), 7.74 (t, <i>J</i> = 6.9 Hz, 2 H, CH <sub>ar</sub> ), 9.95 (s, 1 H, NH)	+++
19		D	291	292 [M+H] <sup>+</sup>  290 [M-H] <sup>+</sup>	$\delta$ (CD <sub>3</sub> OD) = 0.81 (t, <i>J</i> = 6.6 Hz, 3 H, CH <sub>3</sub> ), 1.22-1.33 (m, 6 H, (CH <sub>2</sub> ) <sub>3</sub> ), 1.61 (quint., <i>J</i> = 7.8 Hz, 2 H, CH <sub>2</sub> ), 2.33 (t, <i>J</i> = 7.5 Hz, 2 H, CH <sub>2</sub> ), 3.61 (s, 3 H, NCH <sub>3</sub> ), 6.38 (s, 1 H, H-4), 6.93 (t, <i>J</i> = 4.5 Hz, 1 H, H-4'), 7.20 (d, <i>J</i> = 4.5 Hz, 2 H, H-3' and H-5')	+++

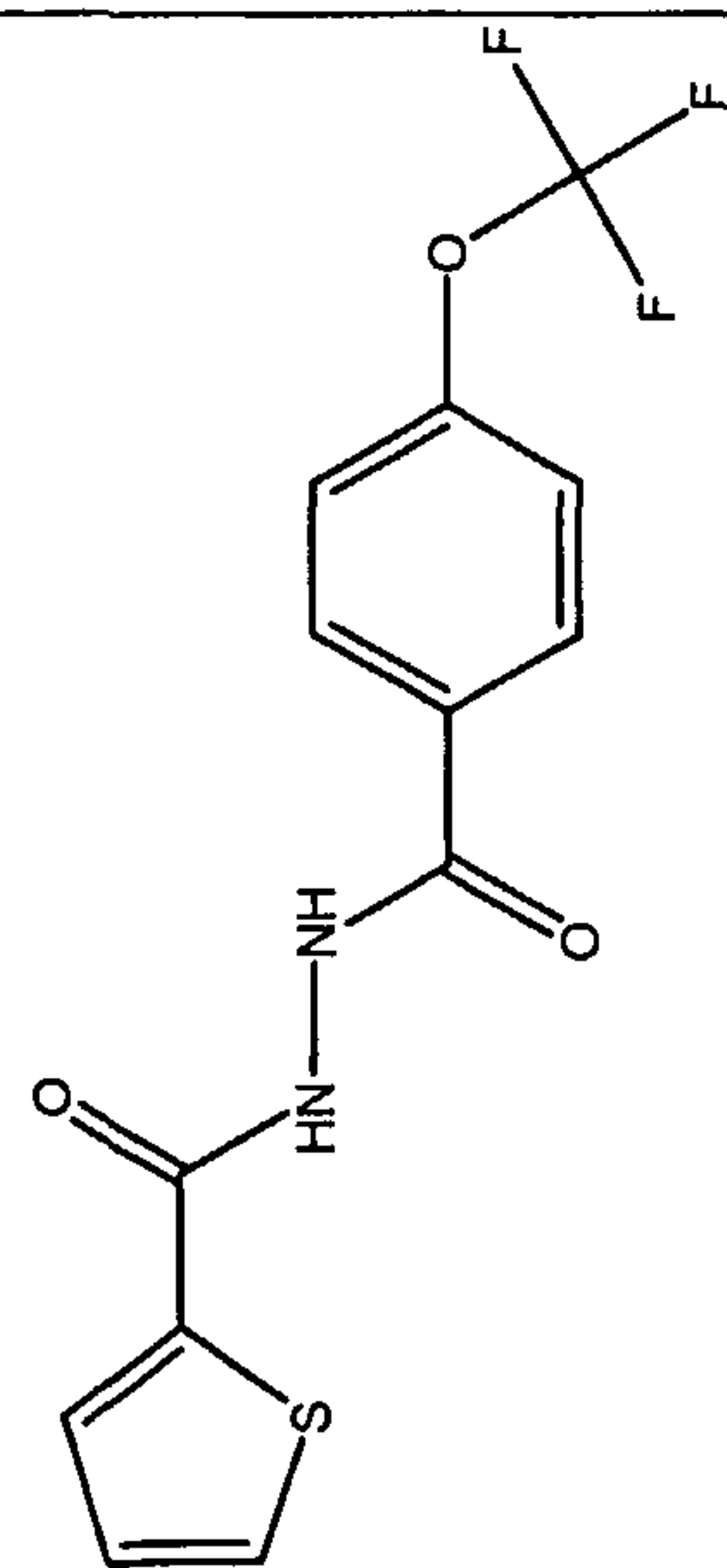
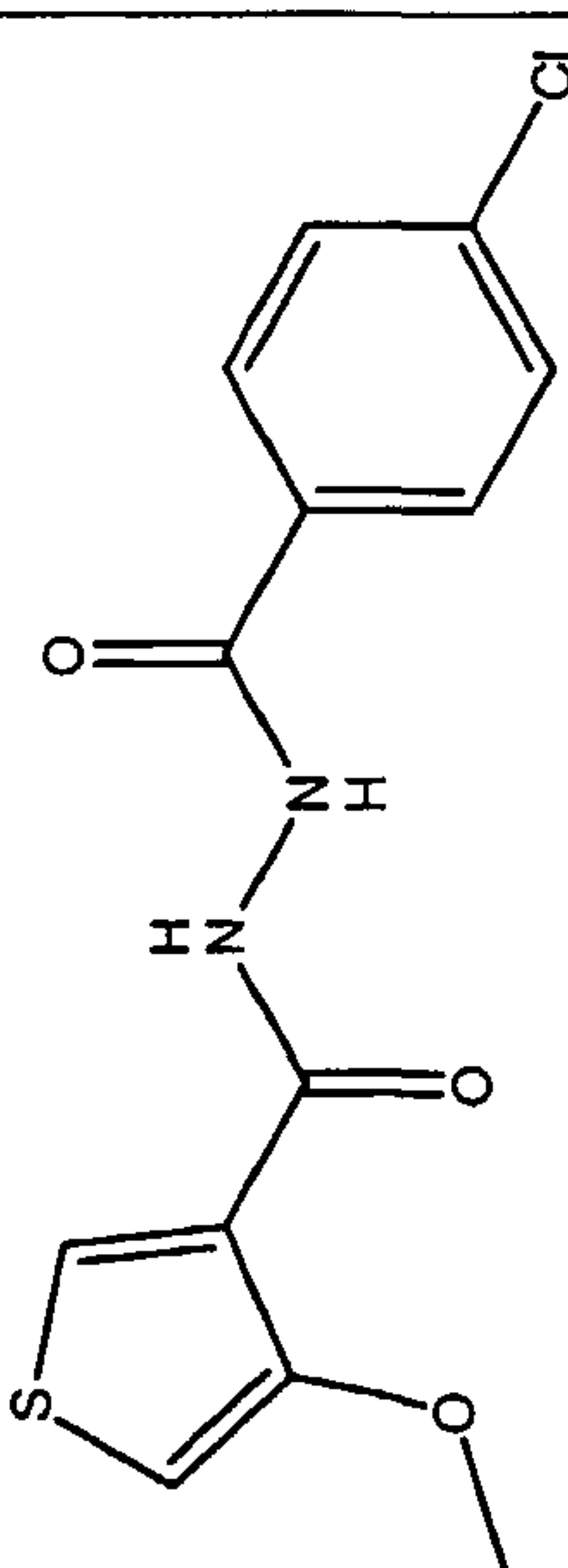
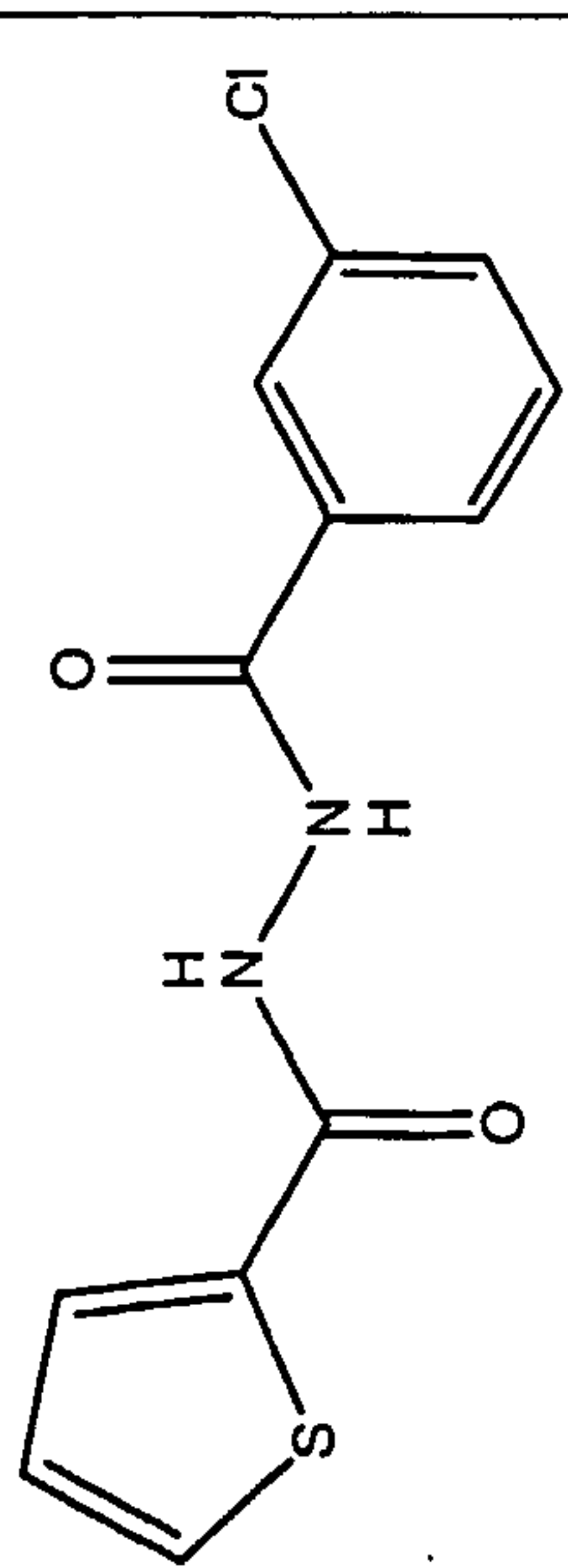
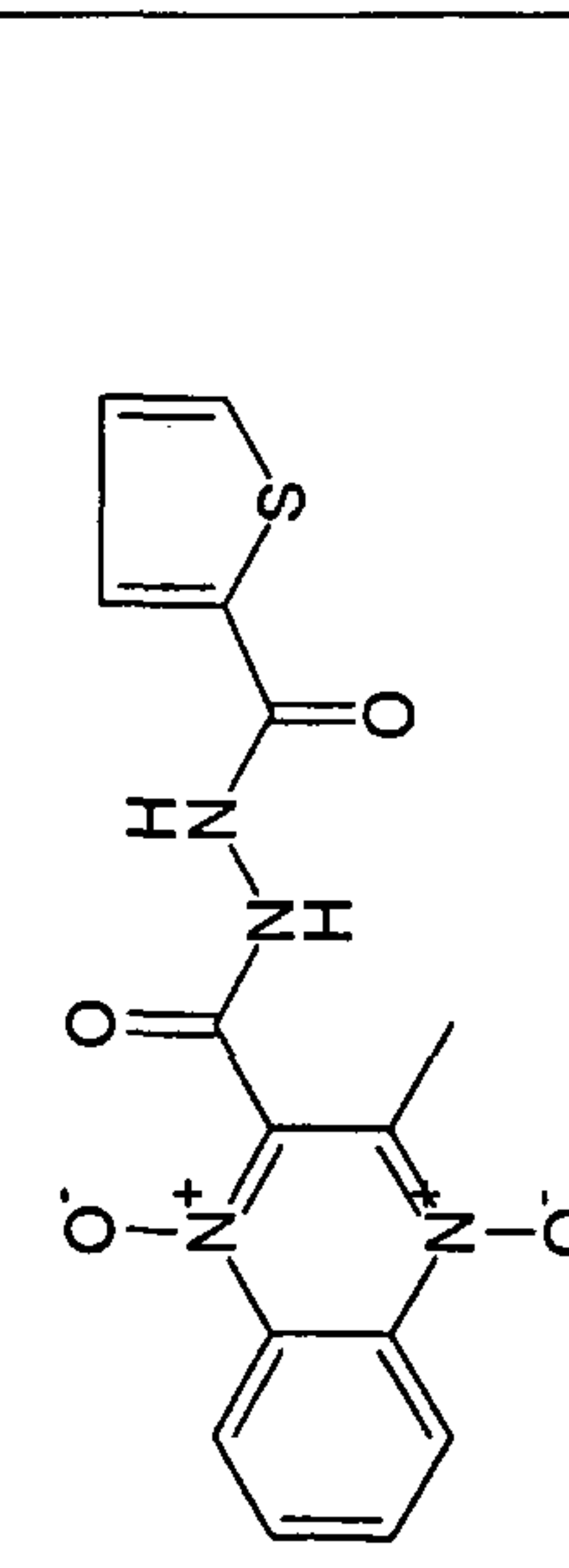
20		D	355	356 [M+H] <sup>+</sup>  354 [M-H] <sup>+</sup>	$\delta$ (CD <sub>3</sub> OD) = 1.44 (m <sub>c</sub> , 2 H, CH <sub>2</sub> ), 1.64 (m <sub>c</sub> , 2 H, CH <sub>2</sub> ), 1.80 (m <sub>c</sub> , 2 H, CH <sub>2</sub> ), 2.36 (t, <i>J</i> = 7.2 Hz, 2 H, CH <sub>2</sub> ), 3.37 (t, <i>J</i> = 6.6 Hz, 2 H, CH <sub>2</sub> ), 3.62 (s, 3 H, NCH <sub>3</sub> ), 6.39 (s, 1 H, H-4), 6.93 (t, <i>J</i> = 4.5 Hz, 1 H, H-4'), 7.21 (d, <i>J</i> = 4.5 Hz, 2 H, H-3' and H-5')	+++
21		D	287	288 [M+H] <sup>+</sup>  286 [M-H] <sup>+</sup>	$\delta$ (CD <sub>3</sub> OD) = 0.92 (t, <i>J</i> = 7.2 Hz, 3 H, CH <sub>3</sub> ), 1.38 (m <sub>c</sub> , 6 H, (CH <sub>2</sub> ) <sub>3</sub> ), 1.71 (quint., <i>J</i> = 7.5 Hz, 2 H, CH <sub>2</sub> ), 2.43 (t, <i>J</i> = 7.5 Hz, 2 H, CH <sub>2</sub> ), 3.68 (s, 3 H, NCH <sub>3</sub> ), 7.45 (s, 1 H, H-3)	+++
22		D	273	274 [M+H] <sup>+</sup>	$\delta$ (CD <sub>3</sub> OD) = 1.46 (m <sub>c</sub> , 2 H, CH <sub>2</sub> ), 1.63 (m <sub>c</sub> , 2 H, CH <sub>2</sub> ), 1.80 (m <sub>c</sub> , 2 H, CH <sub>2</sub> ), 2.34 (t, <i>J</i> = 7.2 Hz, 2 H, CH <sub>2</sub> ), 3.37 (t, <i>J</i> = 6.6 Hz, 2 H, CH <sub>2</sub> ), 3.61 (s, 3 H, NCH <sub>3</sub> ), 6.11 (d, <i>J</i> = 2.1 Hz, 1 H, H-4), 7.29 (d, <i>J</i> = 2.1 Hz, 1 H, H-3)	+++

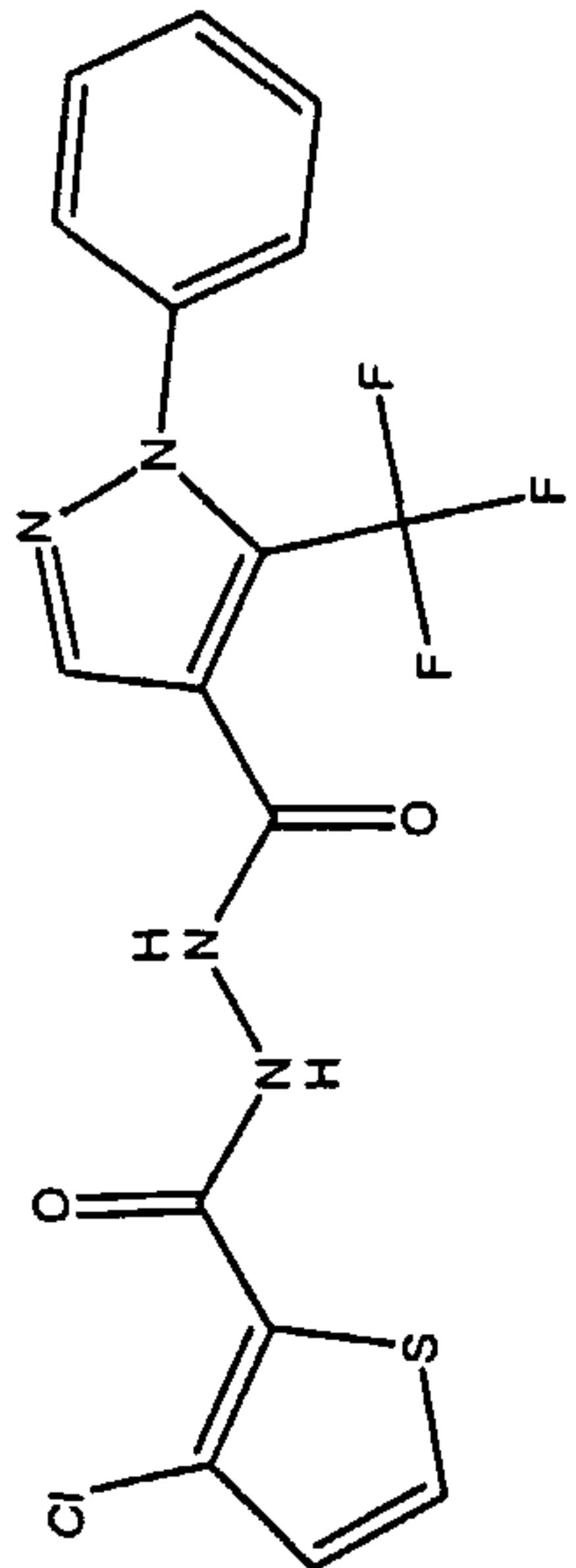
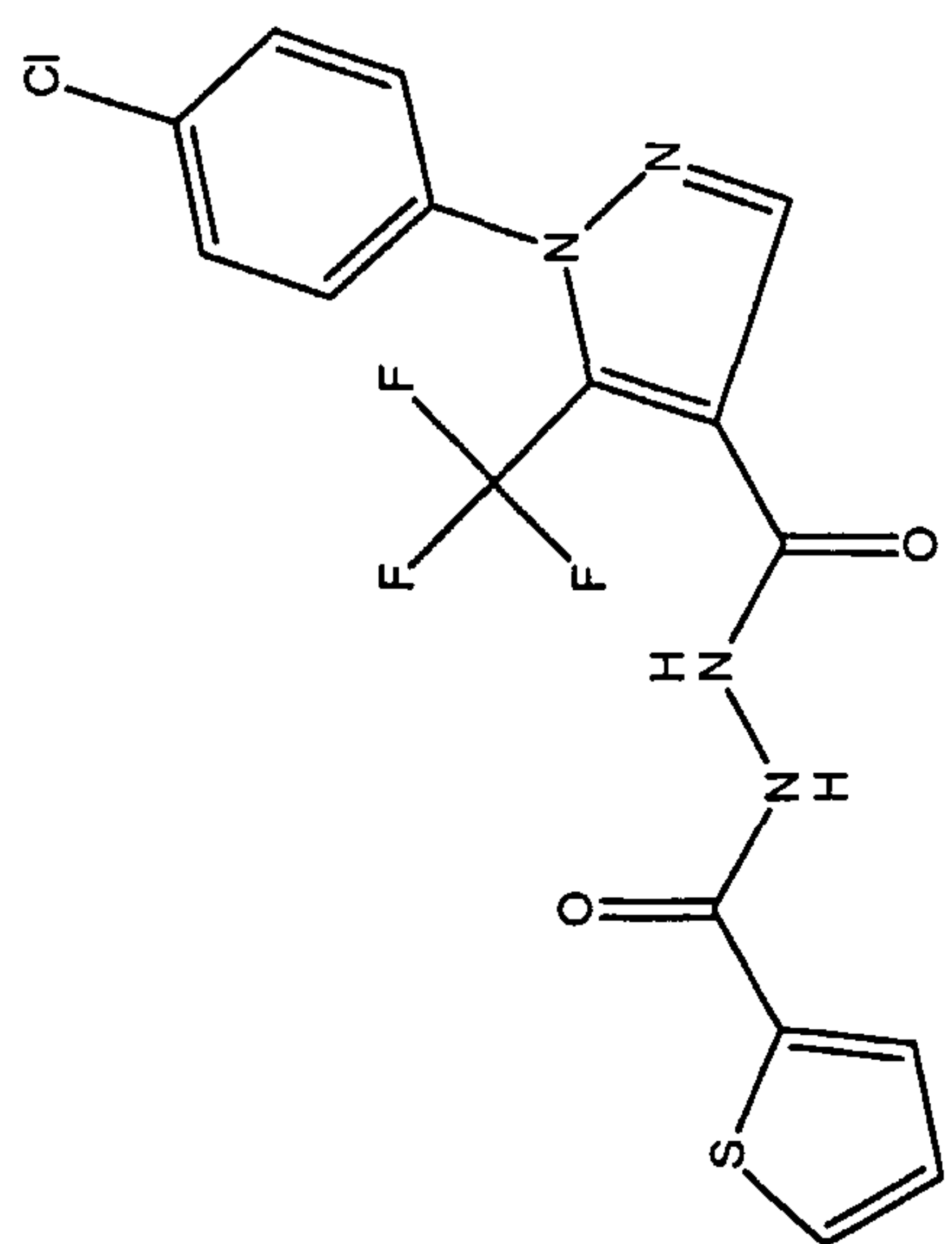
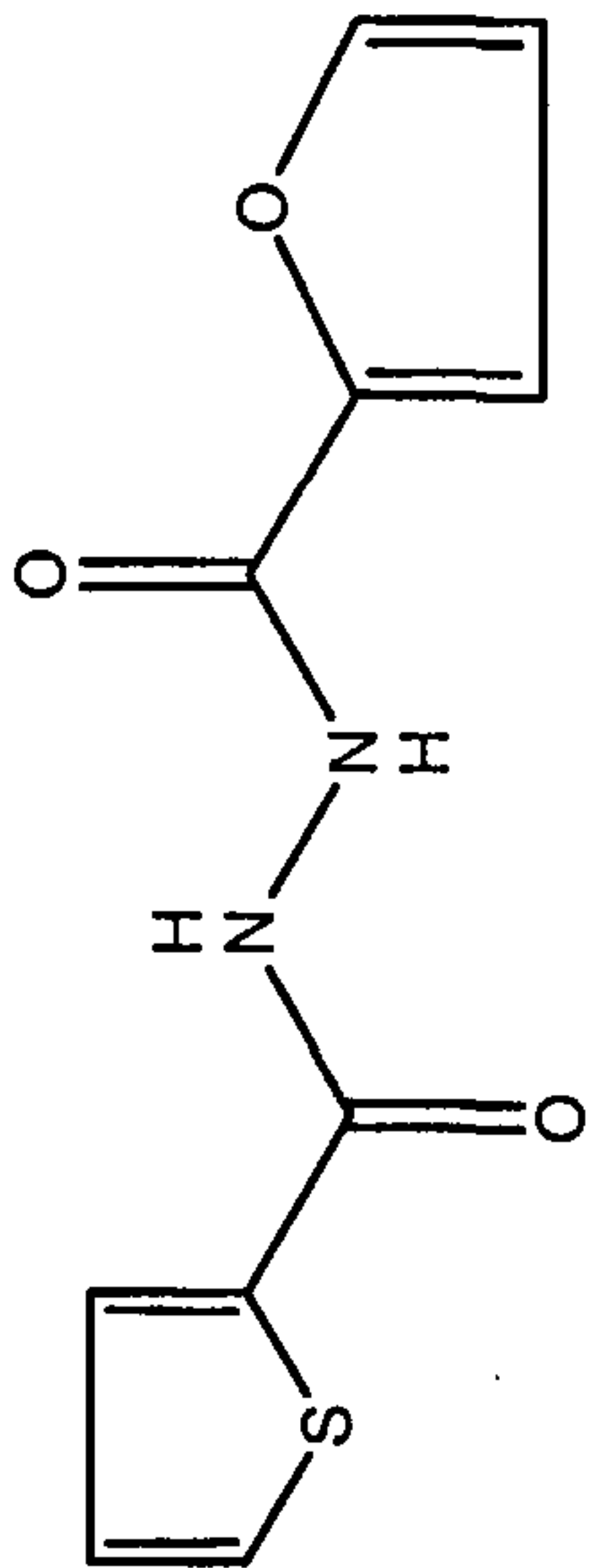


23		D	351	352 [M+H] <sup>+</sup>	$\delta$ (CD <sub>3</sub> OD) = 1.50 (m <sub>c</sub> , 2 H, CH <sub>2</sub> ), 1.66 (m <sub>c</sub> , 2 H, CH <sub>2</sub> ), 1.79 (m <sub>c</sub> , 2 H, CH <sub>2</sub> ), 2.37 (t, <i>J</i> = 7.2 Hz, 2 H, CH <sub>2</sub> ), 3.37 (t, <i>J</i> = 6.6 Hz, 2 H, CH <sub>2</sub> ), 3.60 (s, 3 H, NCH <sub>3</sub> ), 7.36 (s, 1 H, H-3)	+++
24		D	209	210 [M+H] <sup>+</sup>  208 [M-H] <sup>+</sup>	$\delta$ (CD <sub>3</sub> OD) = 0.92 (t, <i>J</i> = 6.6 Hz, 3 H, CH <sub>3</sub> ), 1.34-1.46 (m, 6 H, (CH <sub>2</sub> ) <sub>3</sub> ), 1.72 (quint., <i>J</i> = 7.8 Hz, 2 H, CH <sub>2</sub> ), 2.42 (t, <i>J</i> = 7.8 Hz, 2 H, CH <sub>2</sub> ), 3.72 s, 3 H, NCH <sub>3</sub> ), 6.22 (d, <i>J</i> = 2.1 Hz, 1 H, H-4), 7.39 (d, <i>J</i> = 2.1 Hz, 1 H, H-3)	+++
25		G	288	289 [M+H] <sup>+</sup>  287 [M-H] <sup>+</sup>	$\delta$ (DMSO-d <sub>6</sub> ) = 7.33-7.37 (m, 2 H, CH <sub>ar</sub> ), 7.80 (dd, <i>J</i> = 3.6, 5.4 Hz, 2 H, CH <sub>ar</sub> ), 8.87 (d, <i>J</i> = 4.8 Hz, 1 H, CH <sub>ar</sub> ), 9.89 (s, 1 H, NH), 10.71 (s, 1 H, NH)	+++

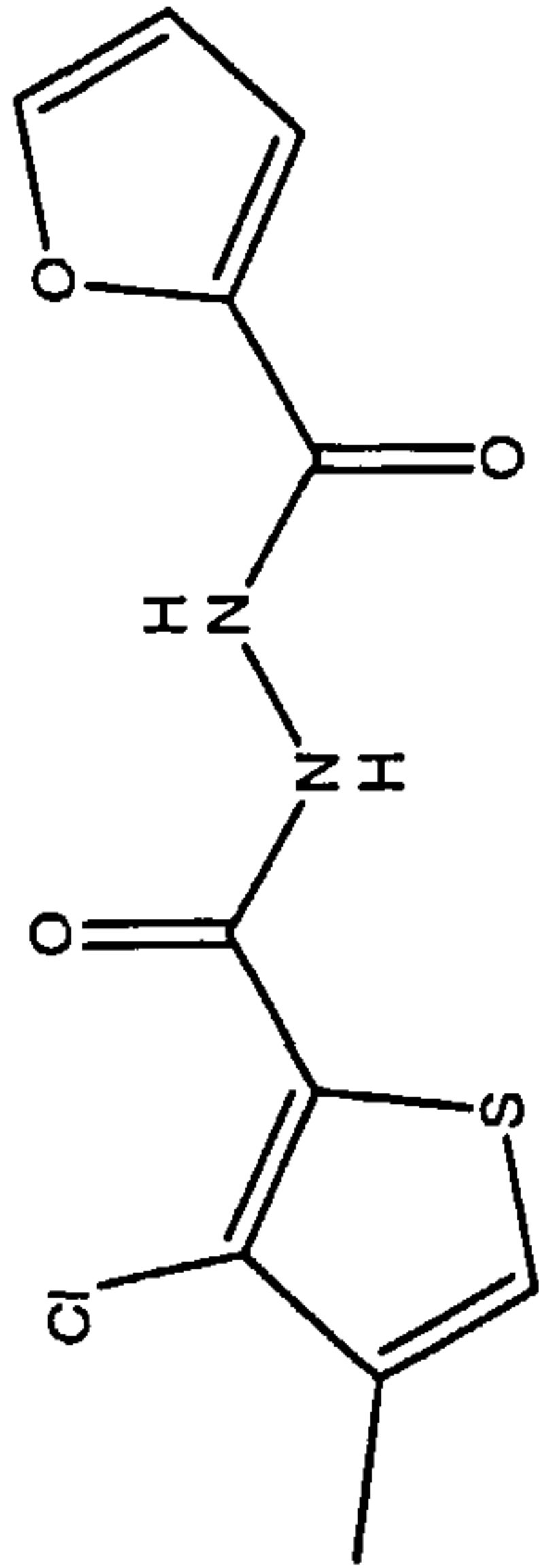
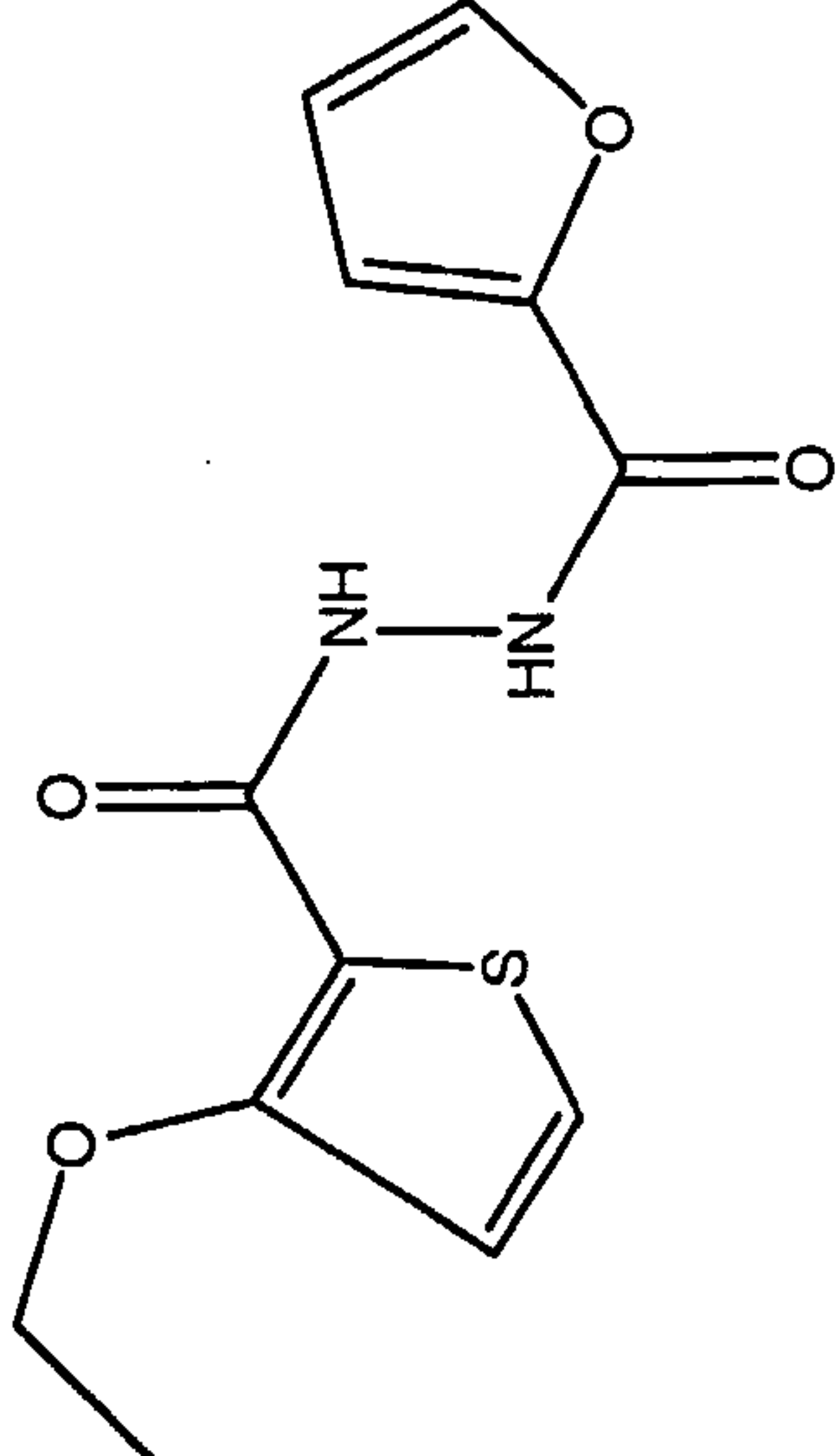
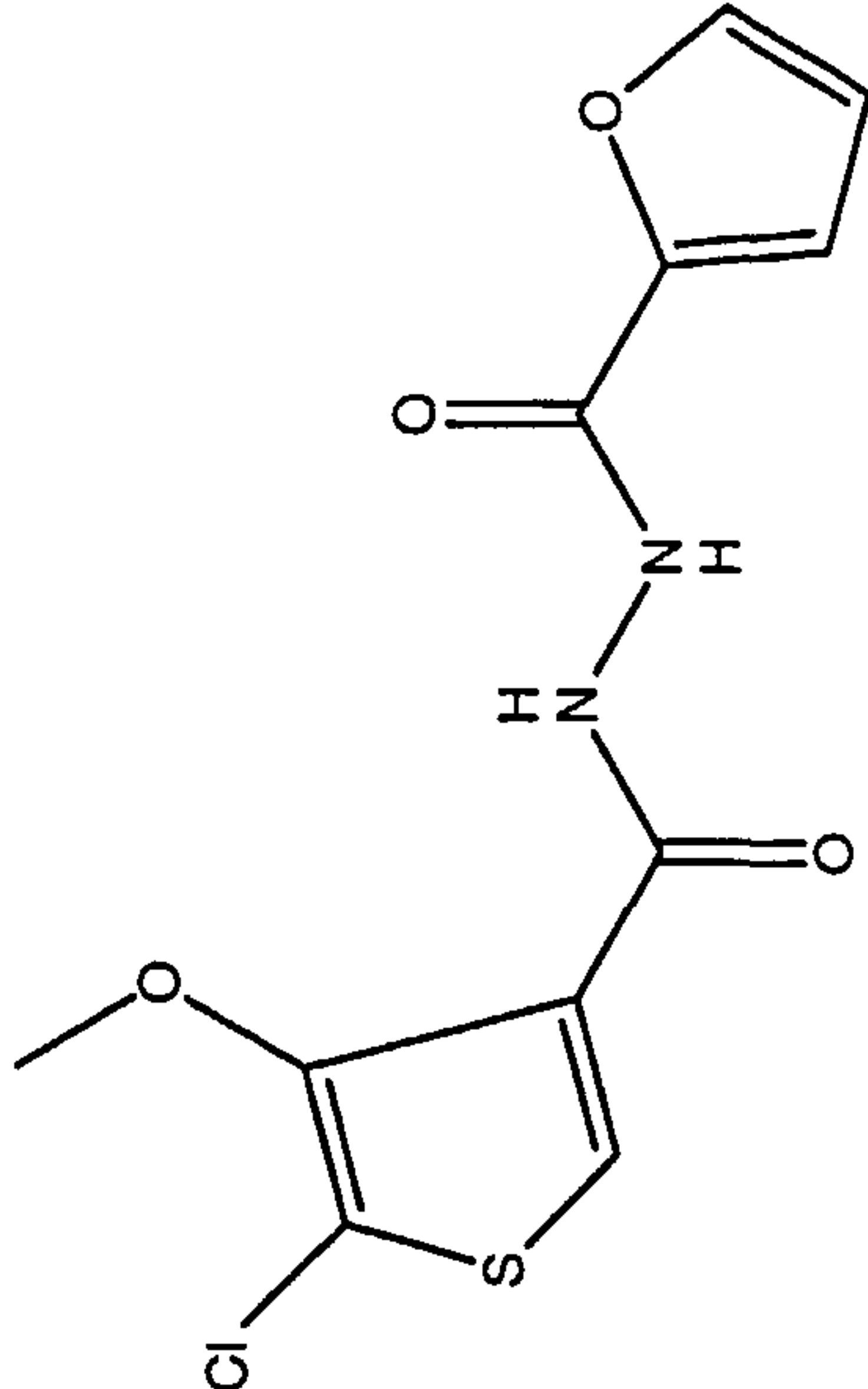
26		G	300	301 [M+H] <sup>+</sup>  299 [M-H] <sup>+</sup>	$\delta$ (DMSO-d <sub>6</sub> ) = 2.19 (s, 3 H, CH <sub>3</sub> ), 3.95 (s, 3 H, NCH <sub>3</sub> ), 6.73 (s, 1 H, H-4), 7.23 (d, J = 4.8 Hz, 1 H, CH <sub>ar</sub> ), 8.74 (d, J = 4.8 Hz, 1 H, CH <sub>ar</sub> ), 9.76 (s, 1 H, NH), 10.46 (s, 1 H, NH)	+++
27		Maybridge	329	-	-	+++
28		Maybridge	328	-	-	+

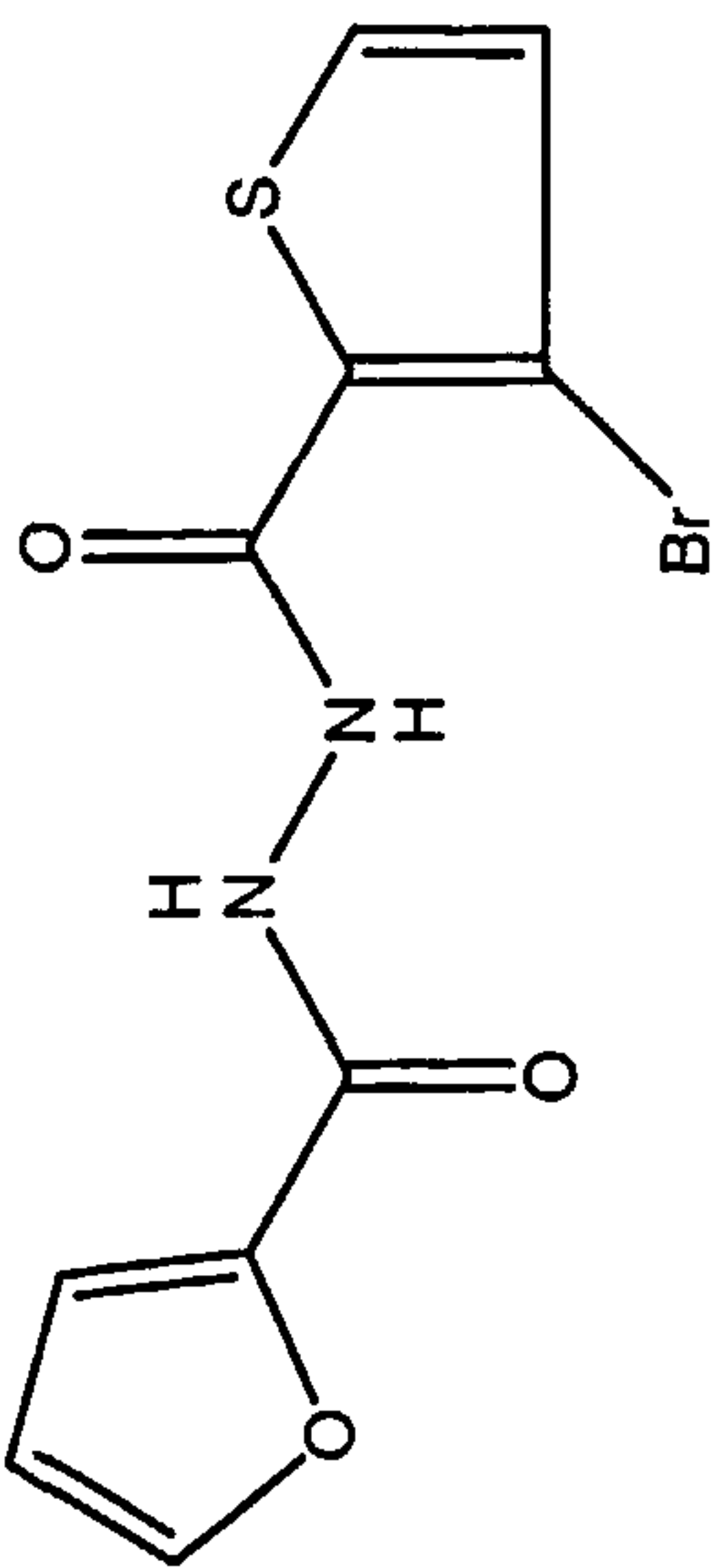
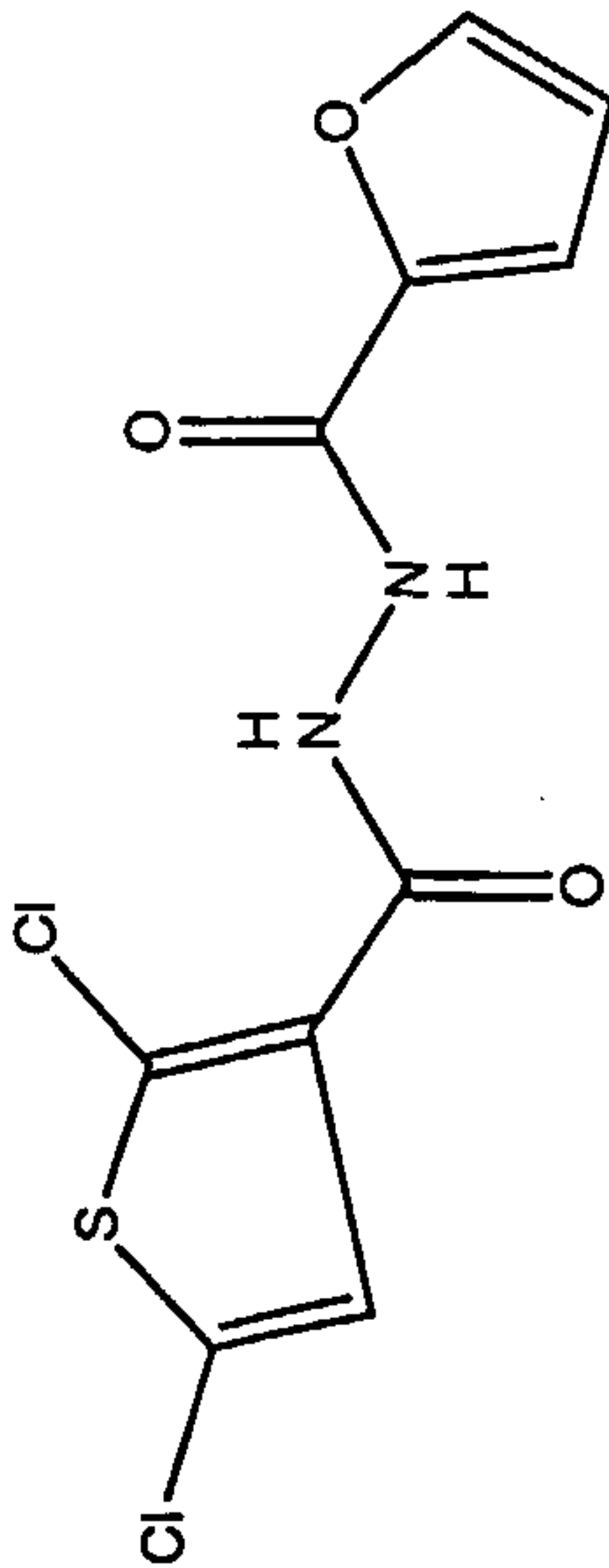
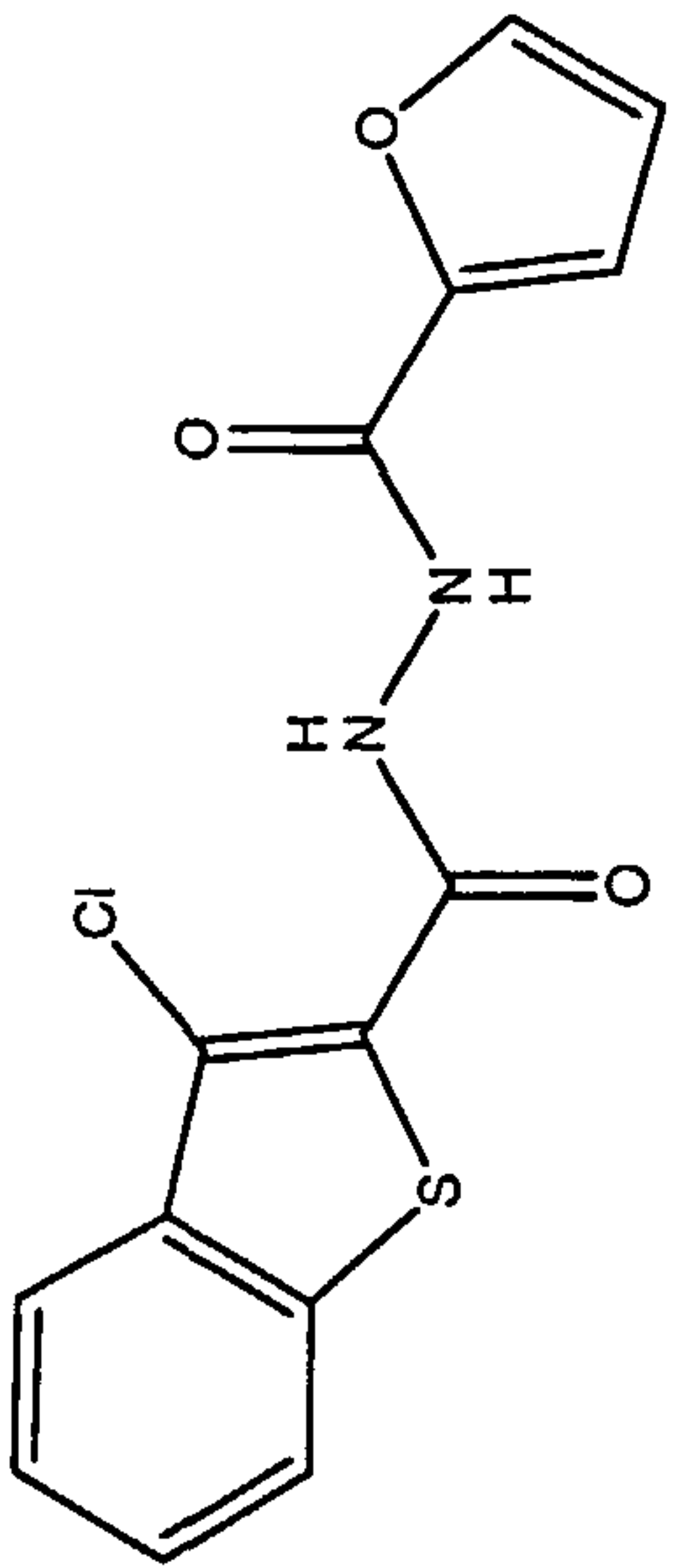


29		A	330	331 [M+H] <sup>+</sup>  329 [M-H] <sup>+</sup>	$\delta$ (DMSO-d <sub>6</sub> ) = 7.21 (t, <i>J</i> = 4.5 Hz, 1 H, H-4), 7.52 (d, <i>J</i> = 8.7 Hz, 2 H, CH <sub>ar</sub> ), 7.85 (d, <i>J</i> = 4.8 Hz, 1 H, H-3), 7.88 (d, <i>J</i> = 3.6 Hz, 1 H, H-5), 8.03 (d, <i>J</i> = 8.7 Hz, 2 H, CH <sub>ar</sub> ), 10.57 (s, 1 H, NH), 10.62 (s, 1 H, NH)	+
30		Maybridge	310	-	-	+
31		Maybridge	280	-	-	++
32		Maybridge	346	-	-	++

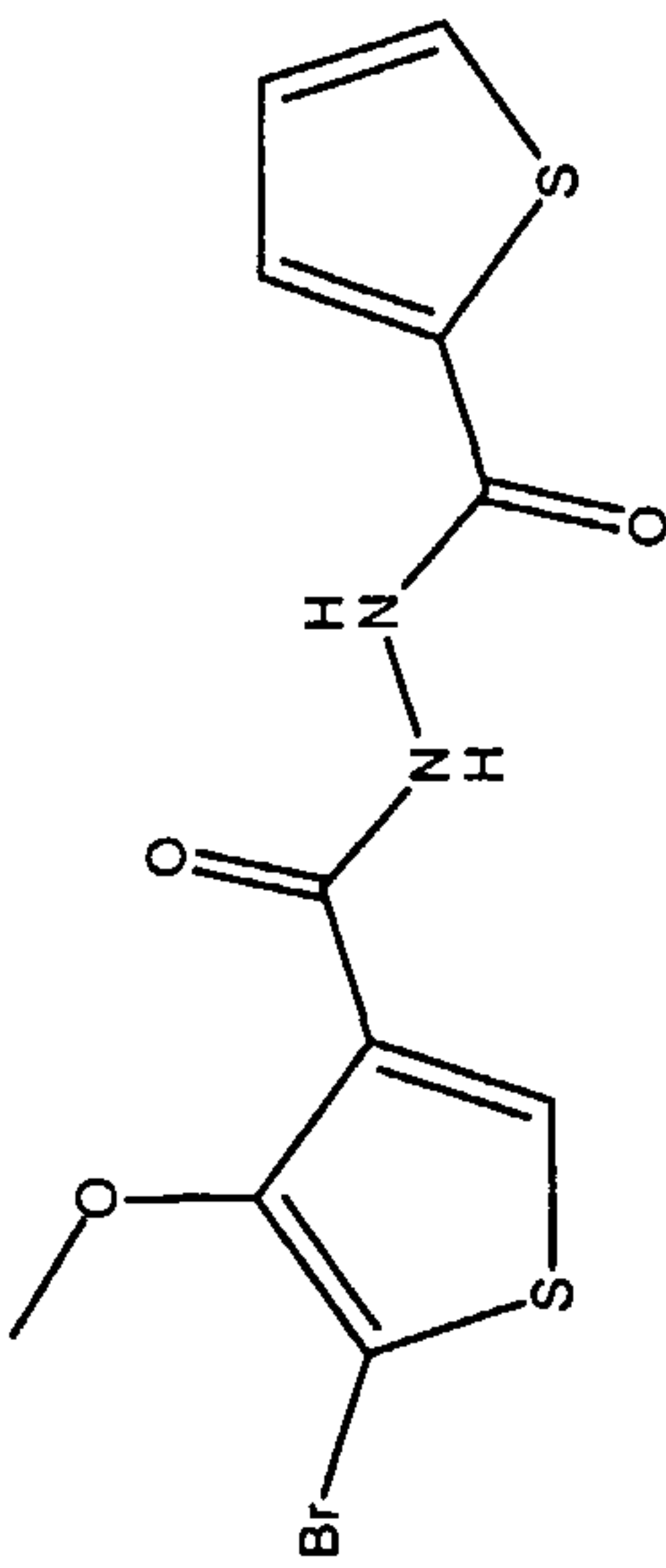
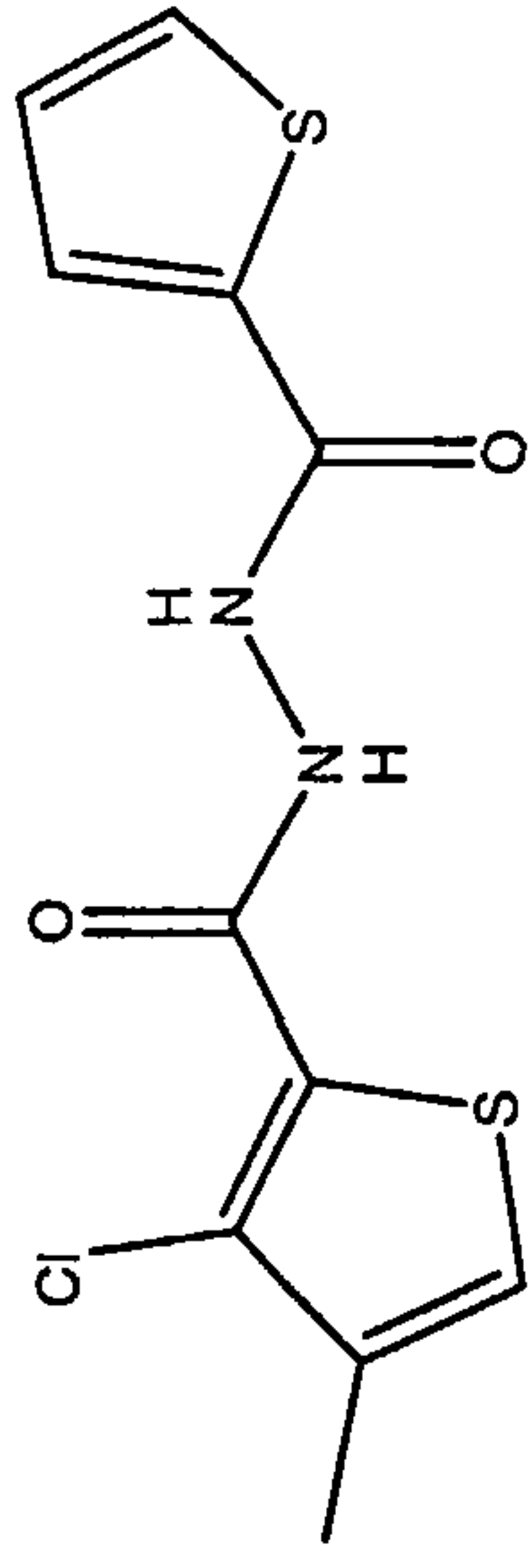
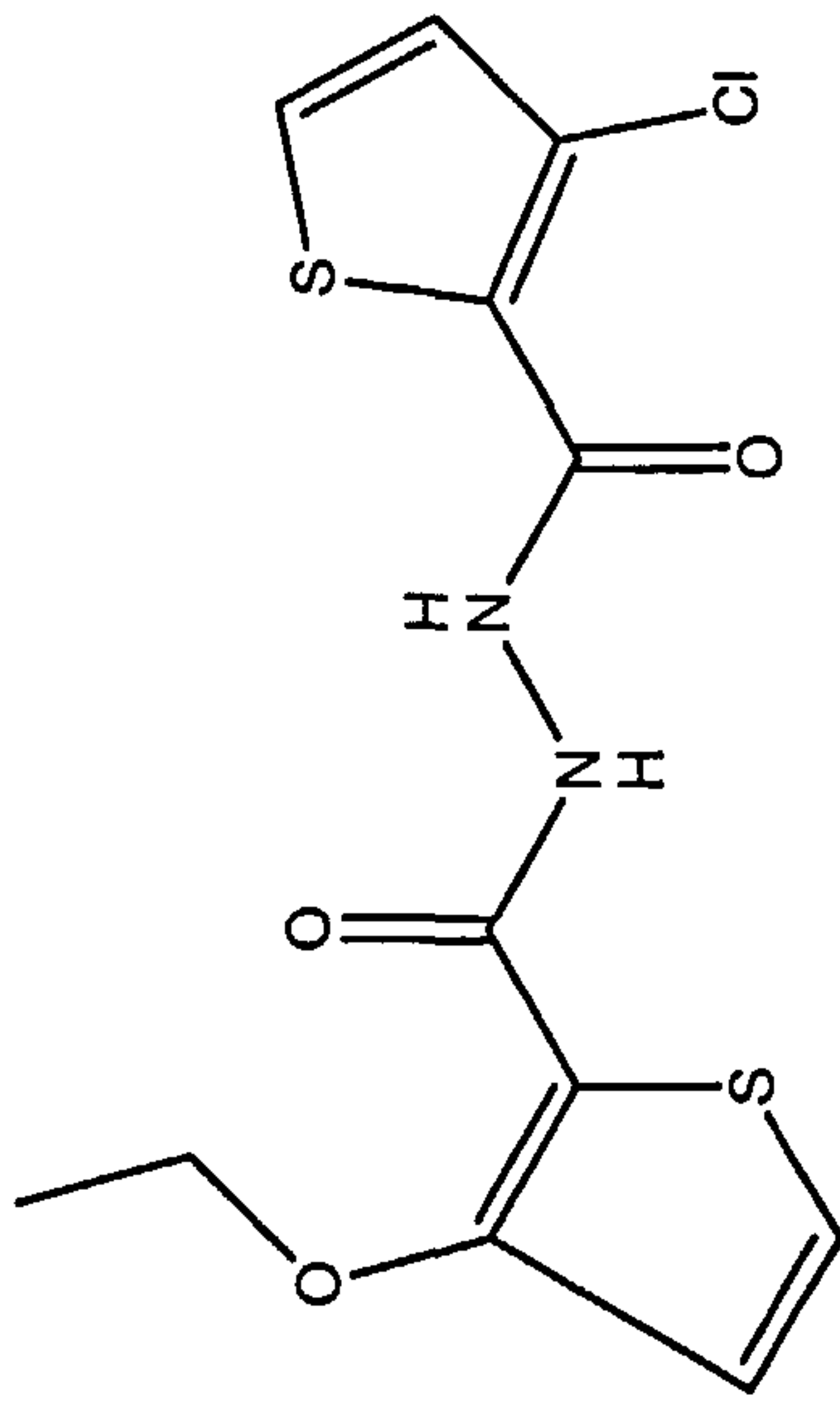
33		B	414	415 [M+H] <sup>+</sup>  413 [M-H] <sup>+</sup>	$\delta$ (CD <sub>3</sub> OD) = 7.15 (d, $J$ = 5.3 Hz, 1 H, H-4), 7.53-7.55 (m, 2 H, CH <sub>ar</sub> ), 7.61-7.63 (m, 3 H, CH <sub>ar</sub> ), 7.80 (d, $J$ = 5.3 Hz, 1 H, H-5), 8.19 (s, 1 H, H-3')	+
34		A	414	415 [M+H] <sup>+</sup>  413 [M-H] <sup>+</sup>	$\delta$ (CD <sub>3</sub> OD) = 7.05 (t, $J$ = 5.1 Hz, 1 H, H-4), 7.38 (d, $J$ = 9.0 Hz, 2 H, CH <sub>ar</sub> ), 7.47 (d, $J$ = 9.0 Hz, 2 H, CH <sub>ar</sub> ), 7.62 (dd, $J$ = 5.1, 1.2 Hz, 1 H, H-3), 7.70 (dd, $J$ = 4.2, 1.5 Hz, 1 H, H-5), 8.05 (s, 1 H, H-3')	++
35		TimTec	236	237 [M+H] <sup>+</sup>  235 [M-H] <sup>+</sup>	$\delta$ (DMSO-d <sub>6</sub> ) = 3.45 (dd, $J$ = 1.8, 3.3 Hz, 1 H, CH <sub>ar</sub> ), 7.23 (dd, $J$ = 3.6, 4.8 Hz, 1 H, CH <sub>ar</sub> ), 7.29 (d, $J$ = 3.6 Hz, 1 H, CH <sub>ar</sub> ), 7.87-7.95 (m, 3 H, CH <sub>ar</sub> ), 10.44 (s, 1 H, NH), 10.52 (s, 1 H, NH)	++

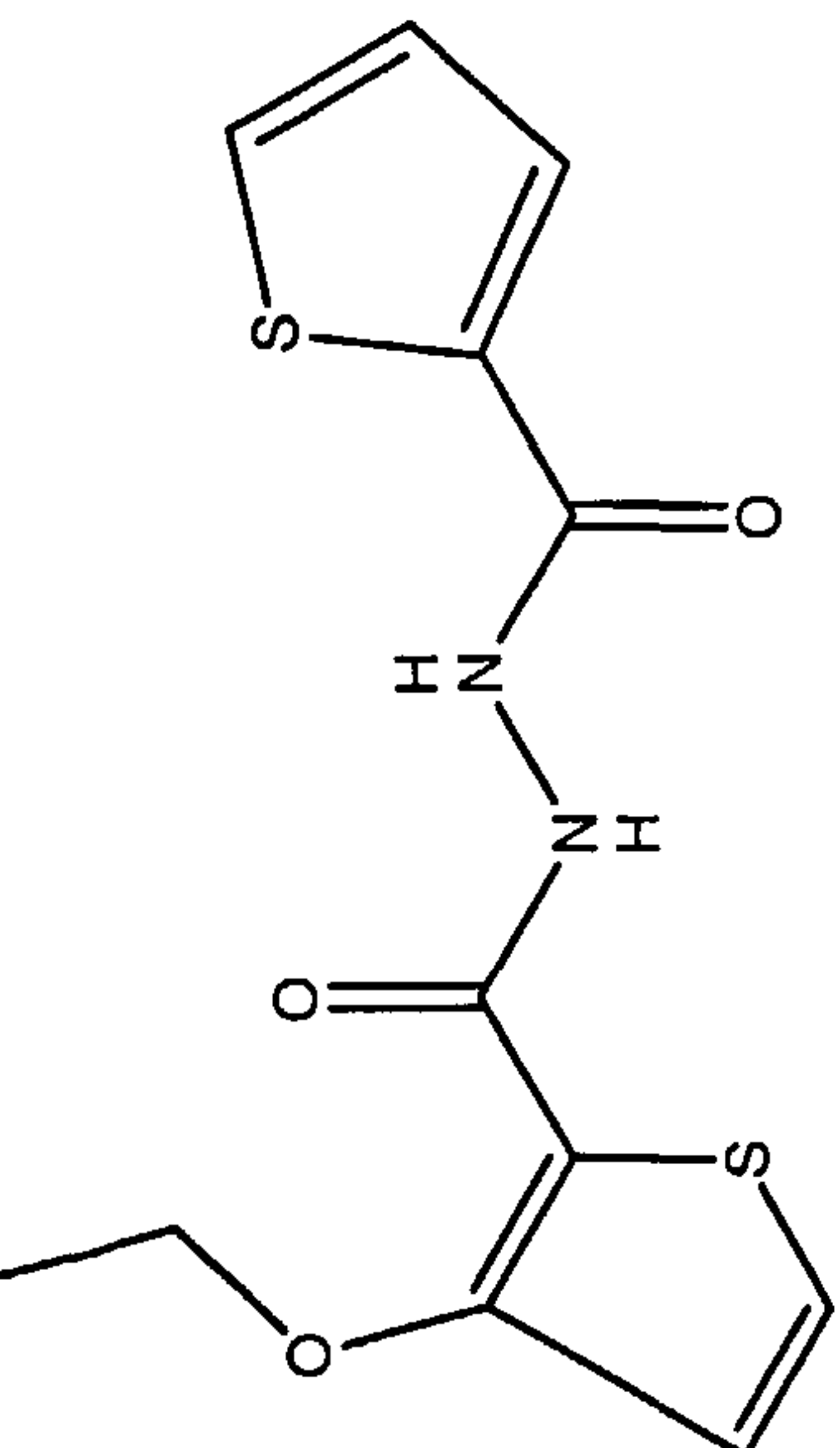
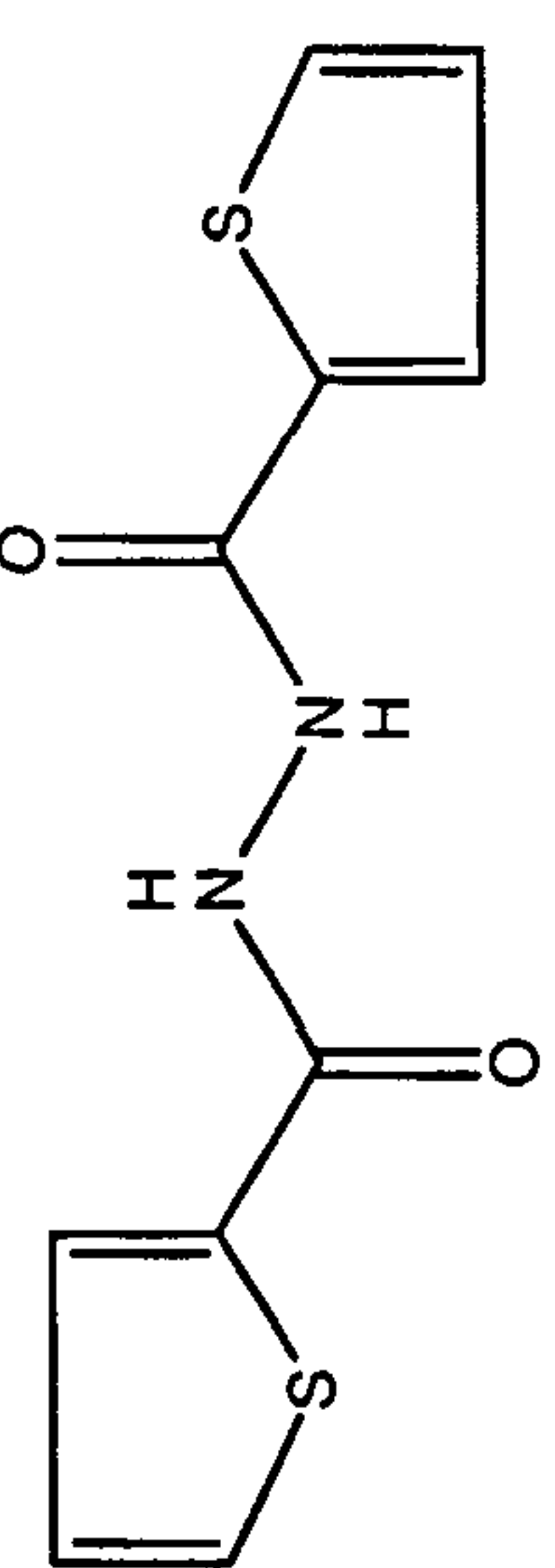
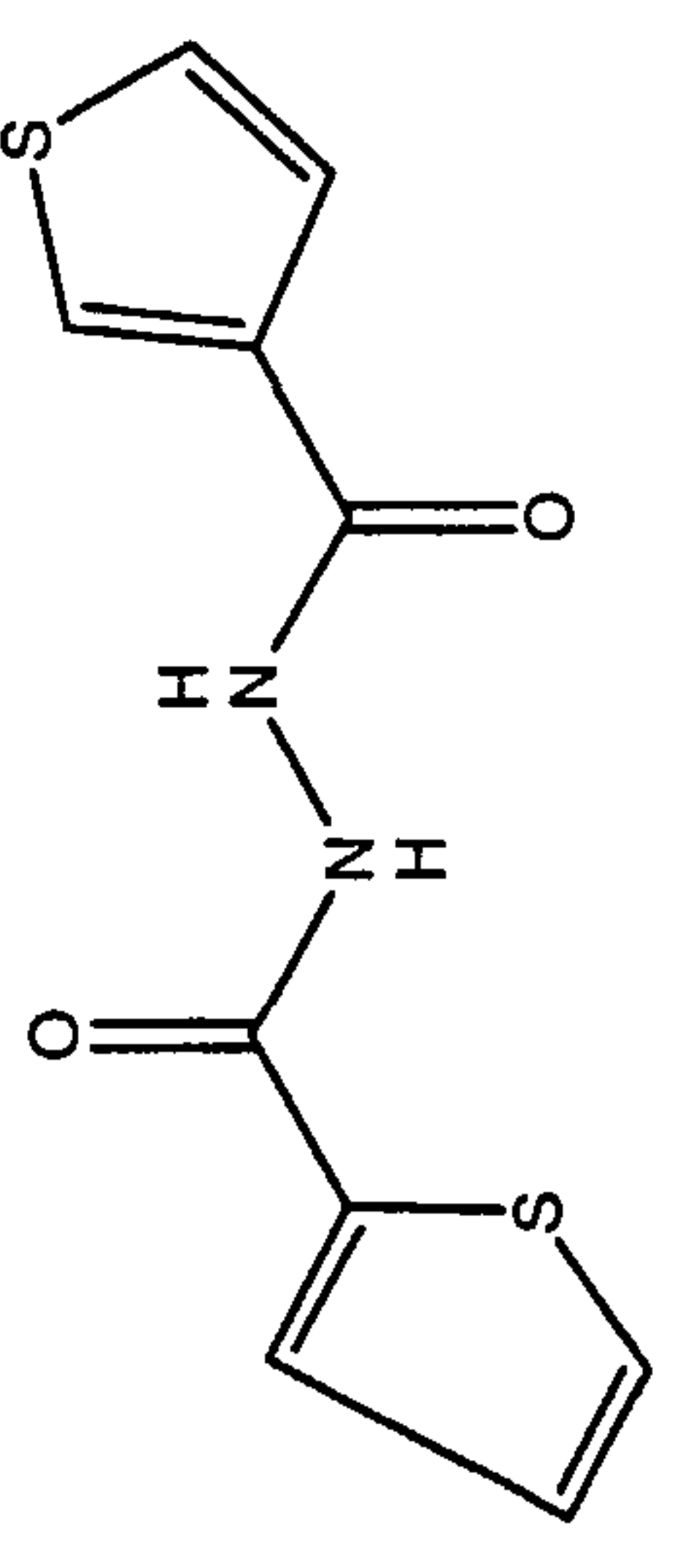


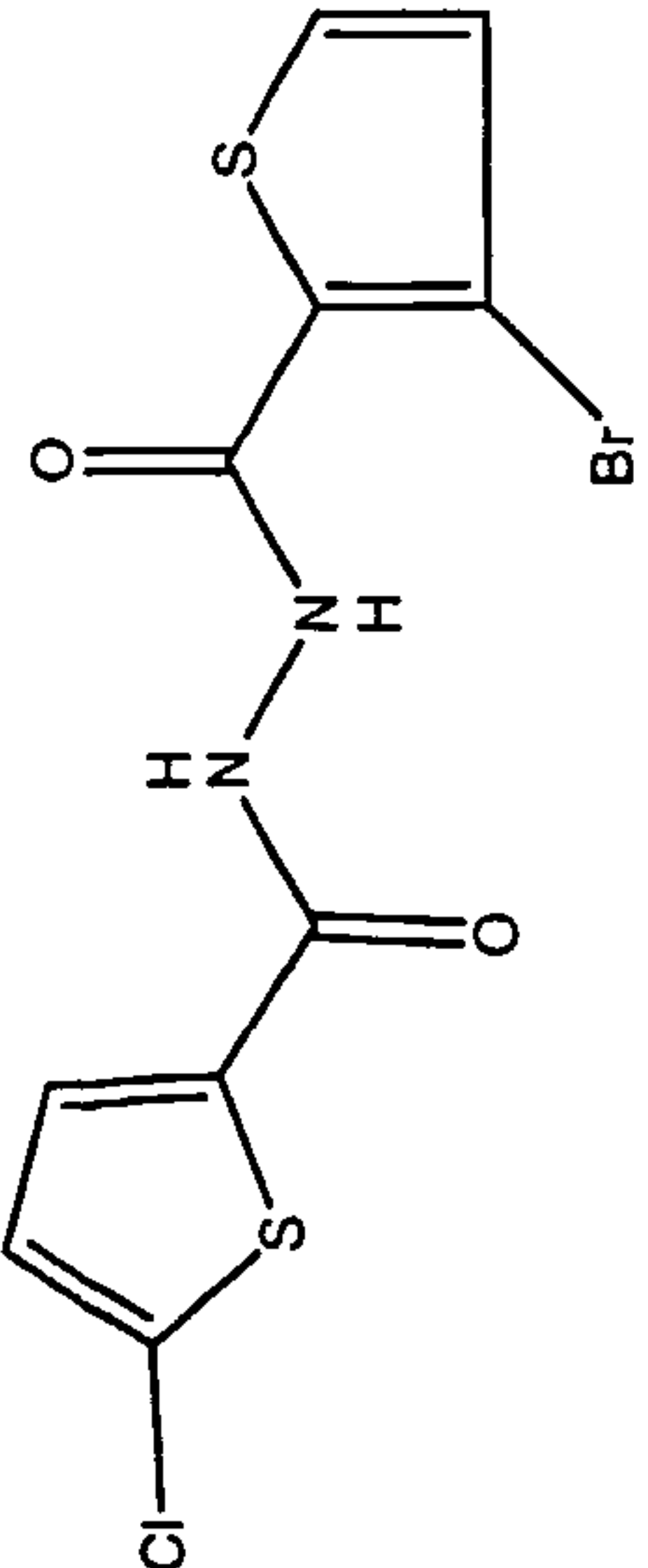
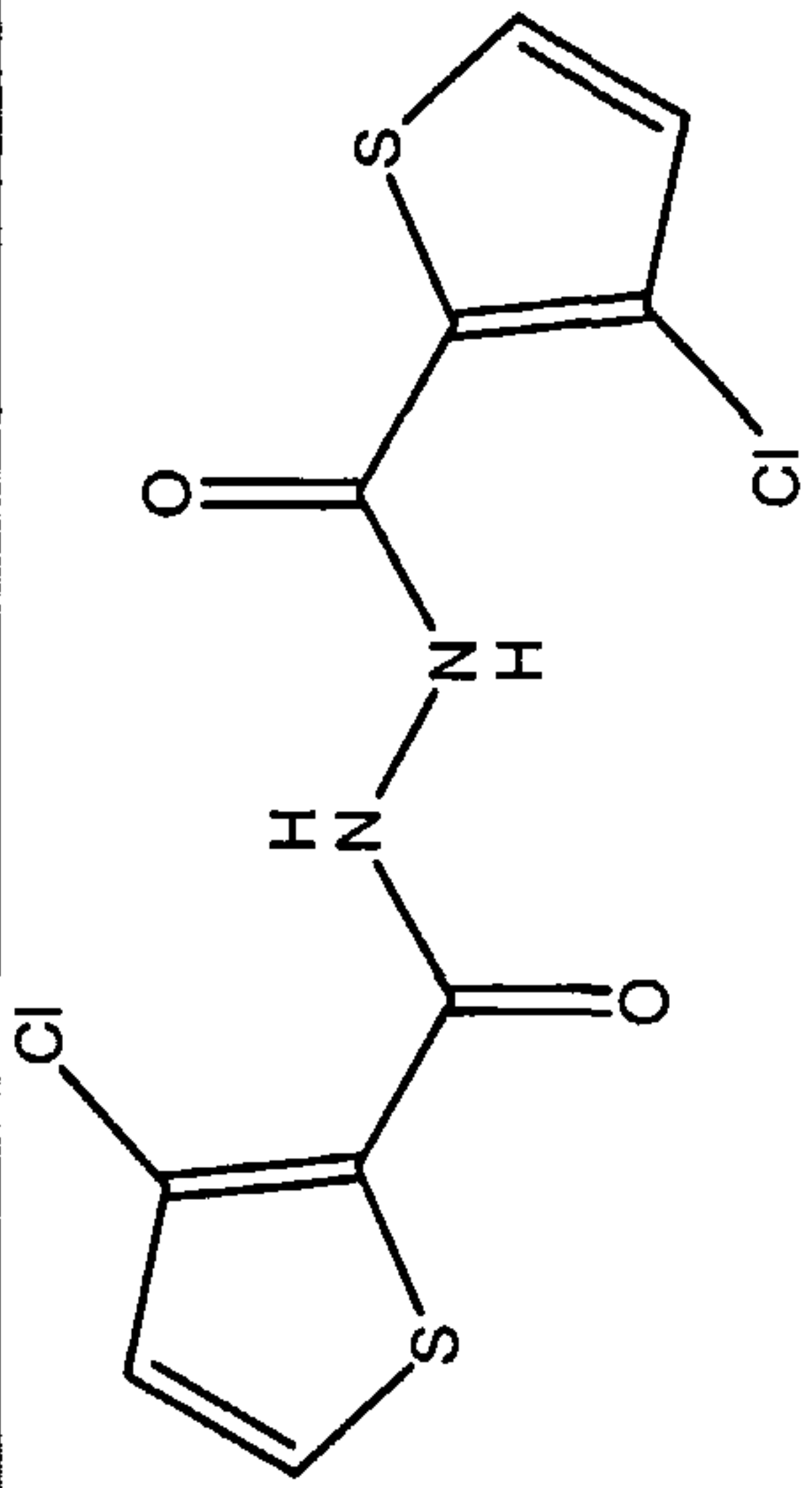
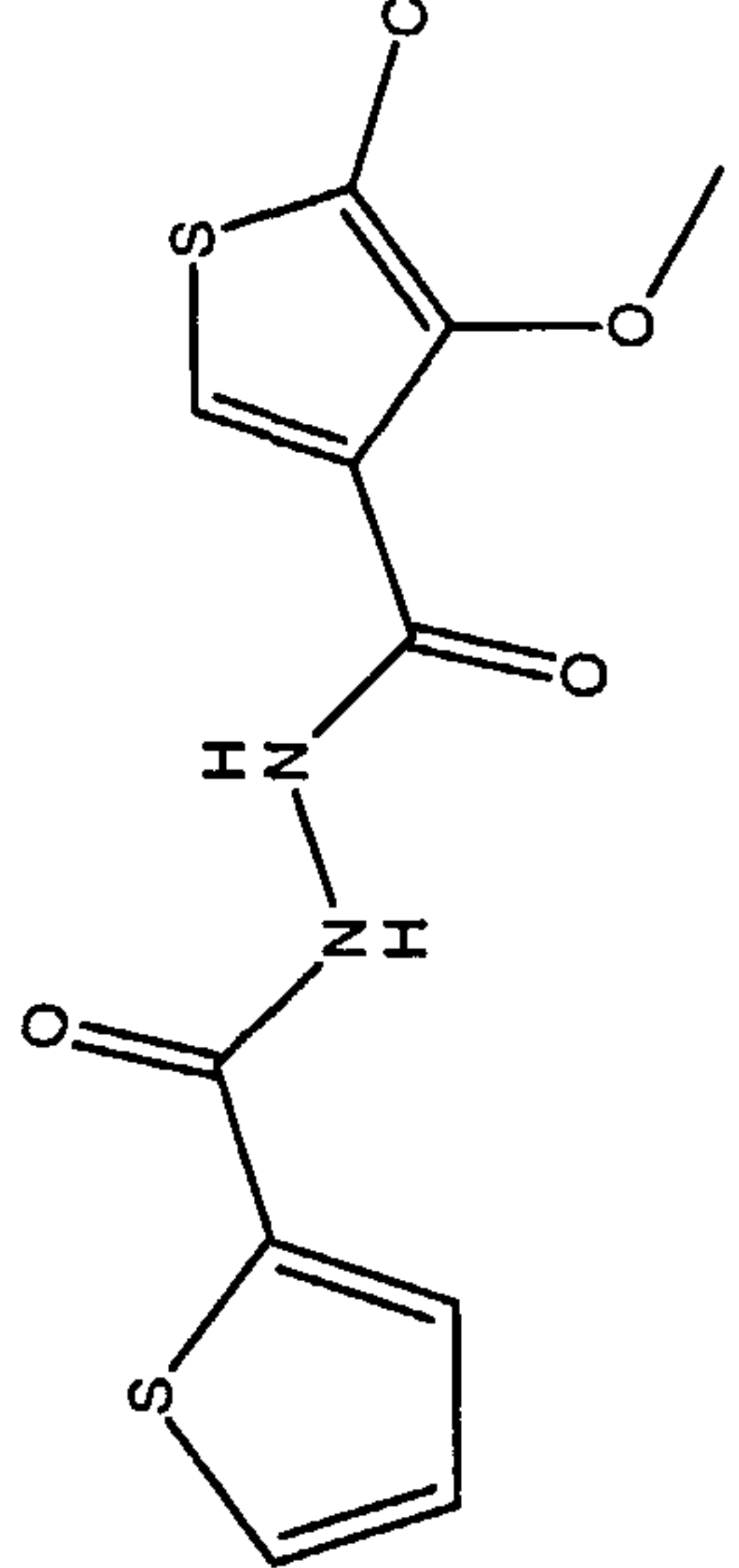
36		Maybridge	284	-	-	++
37		Maybridge	280	-	-	++
38		A	300	301 [M+H] <sup>+</sup>  299 [M-H] <sup>+</sup>	$\delta$ (DMSO-d <sub>6</sub> ) = 3.89 (s, 3 H, OCH <sub>3</sub> ), 6.67 (dd, <i>J</i> = 1.5, 3.3 Hz, 1 H, H-4), 7.26 (d, <i>J</i> = 3.6 Hz, 1 H, H-3), 7.24 (d, <i>J</i> = 3.3 Hz, 1 H, H-3), 7.91 (d, <i>J</i> = 1.5 Hz, 1 H, H-5), 7.94 (s, 1 H, H-3'), 10.12 (br. s, 1 H, NH), 10.36 (br. s, 1 H, NH)	+++

39		A	314	315 [M+H] <sup>+</sup>  313 [M-H] <sup>+</sup>	$\delta$ (DMSO-d <sub>6</sub> ) = 6.66 (dd, $J$ = 1.8, 3.3 Hz, 1 H, H-4), 7.22 (d, $J$ = 5.1 Hz, 1 H, H-4'), 7.24 (d, $J$ = 3.3 Hz, 1 H, H-3), 7.58 (d, $J$ = 5.1 Hz, 1 H, H-5'), 7.90 (d, $J$ = 1.8 Hz, 1 H, H-5), 10.37 (br. s, 2 H, NH)	+++
40		A	304	305 [M+H] <sup>+</sup>  303 [M-H] <sup>+</sup>	$\delta$ (DMSO-d <sub>6</sub> ) = 6.59 (dd, $J$ = 1.8, 3.3 Hz, 1 H, H-4), 7.17 (d, $J$ = 3.6 Hz, 1 H, H-3), 7.39 (s, 1 H, H-4'), 7.83 (d, $J$ = 1.8 Hz, 1 H, H-5), 10.25 (s, 1 H, NH), 10.38 (s, 1 H, NH)	+++
41		TimTec	320	321 [M+H] <sup>+</sup>  319 [M-H] <sup>+</sup>	$\delta$ (DMSO-d <sub>6</sub> ) = 6.52 (dd, $J$ = 1.8, 3.6 Hz, 1 H, H-4), 7.13 (dd, $J$ = 1.8, 3.6 Hz, 1 H, H-3), 7.44-7.47 (m, 2 H, CH <sub>ar</sub> ), 7.76-7.79 (m, 2 H, CH <sub>ar</sub> ), 7.99 (m, 1 H, H-5), 10.35 (s, 1 H, NH), 10.42 (s, 1 H, NH)	+++

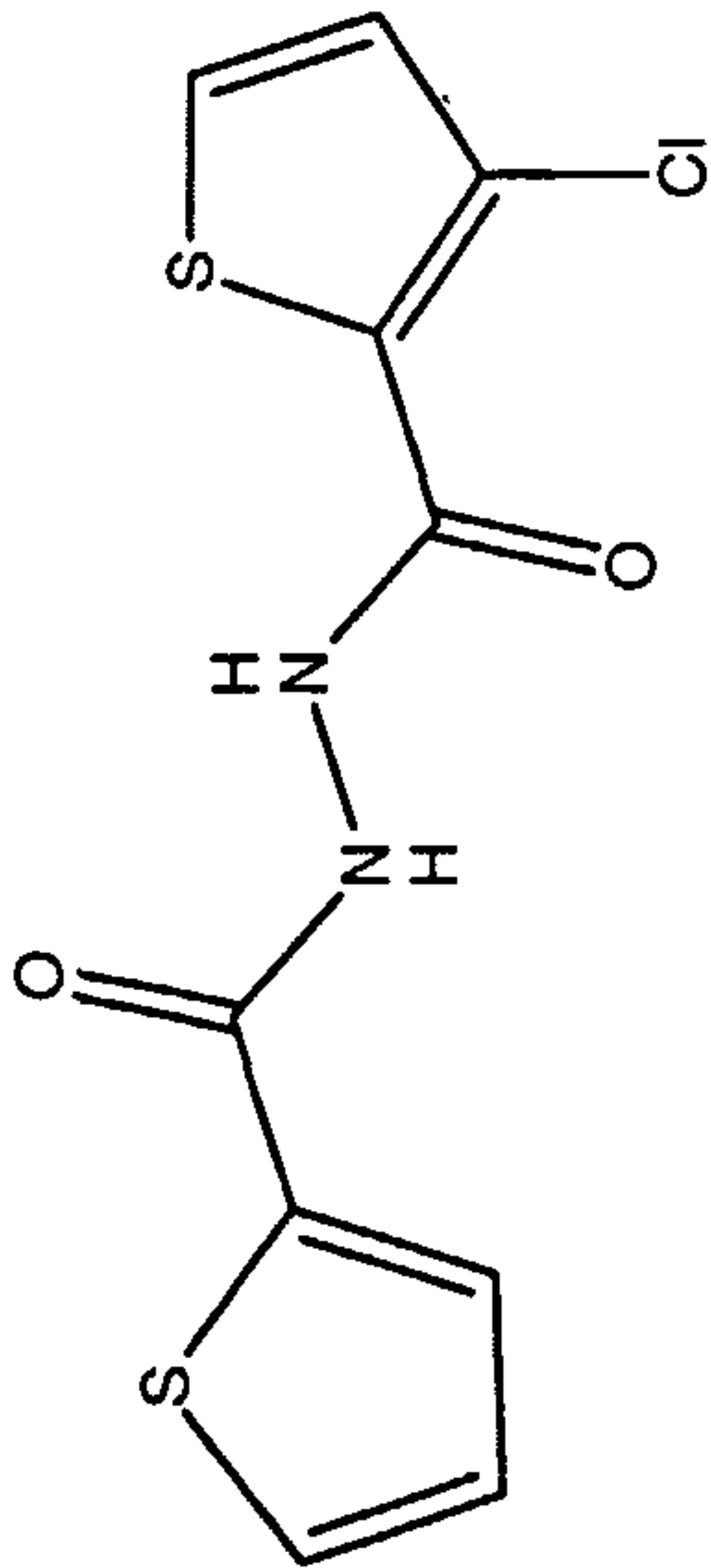
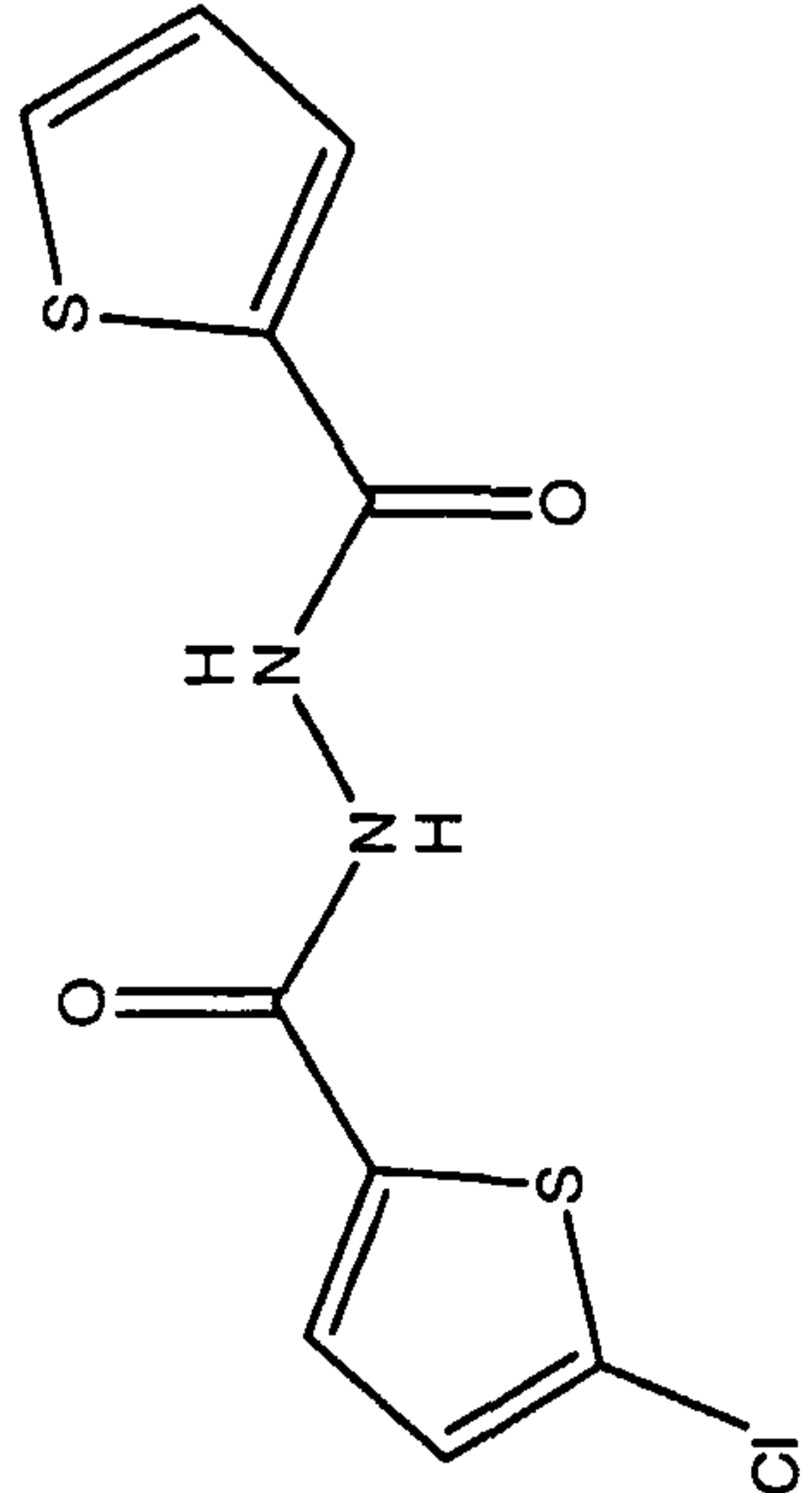
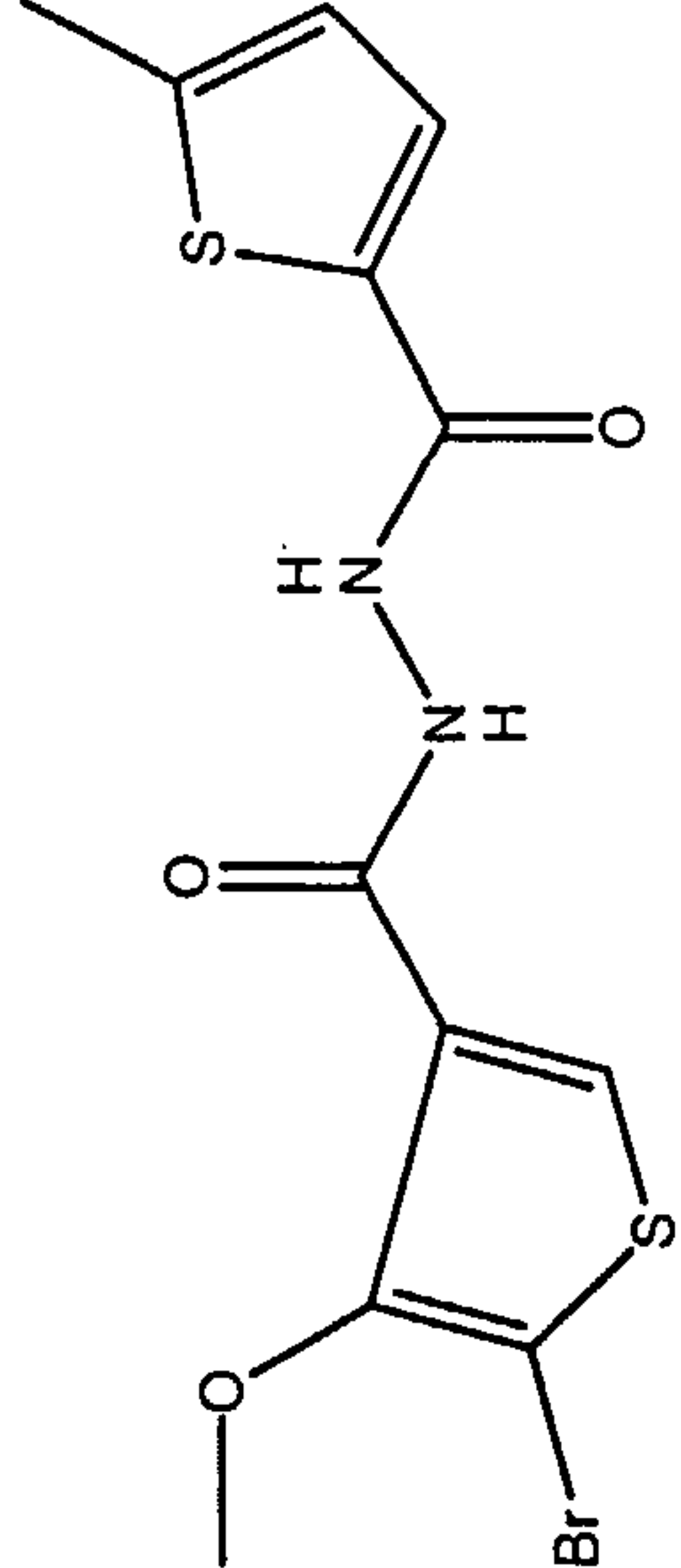


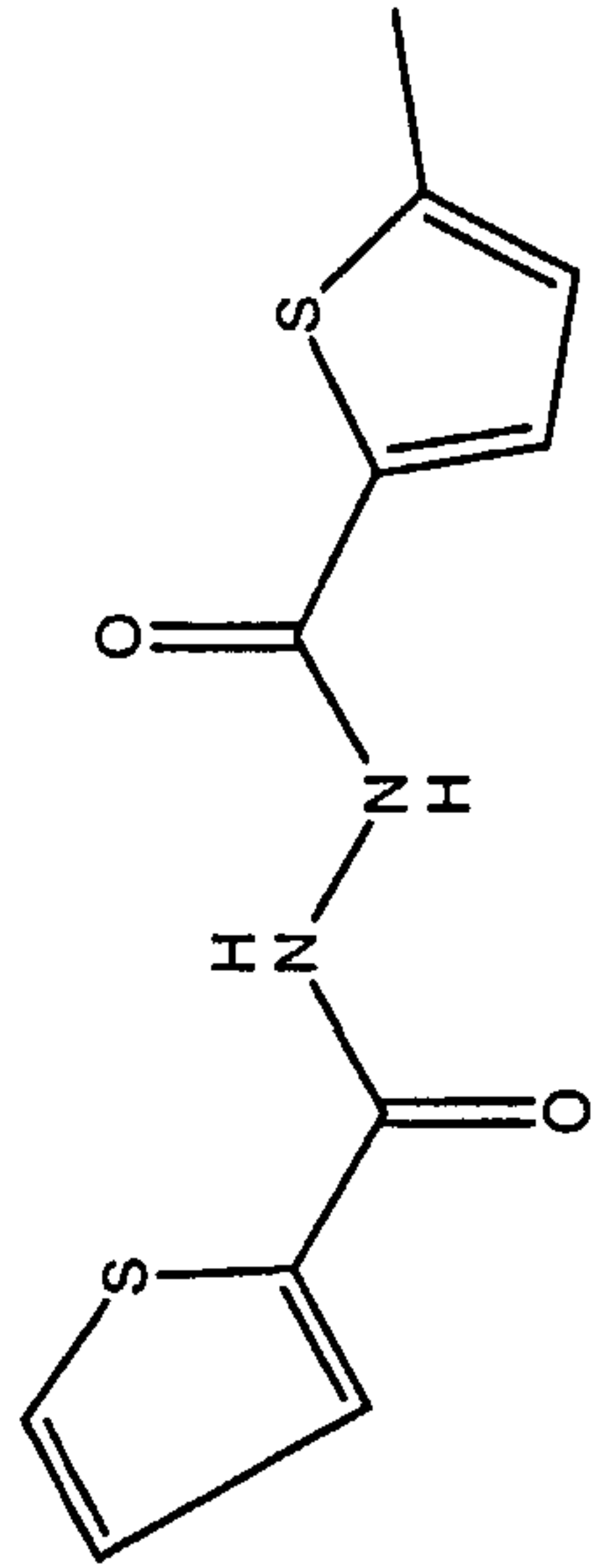
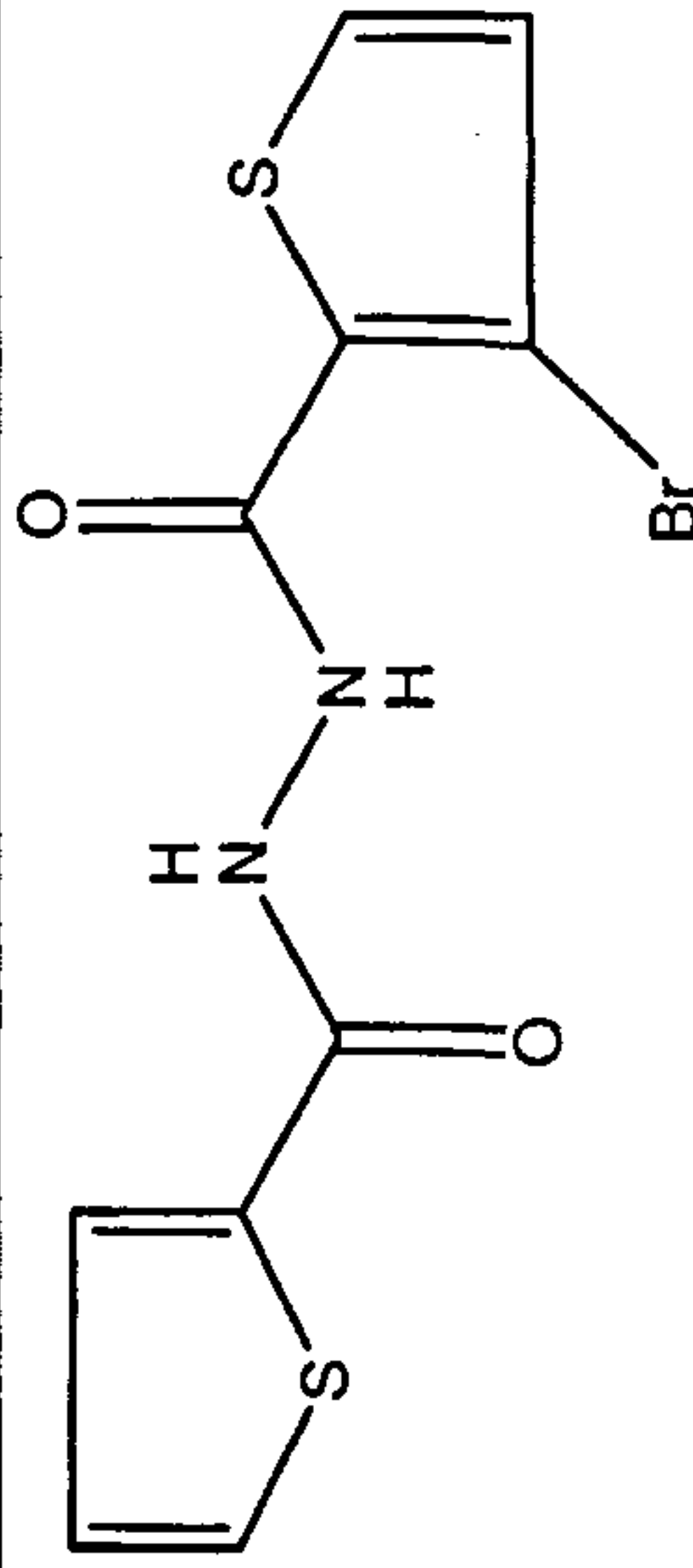
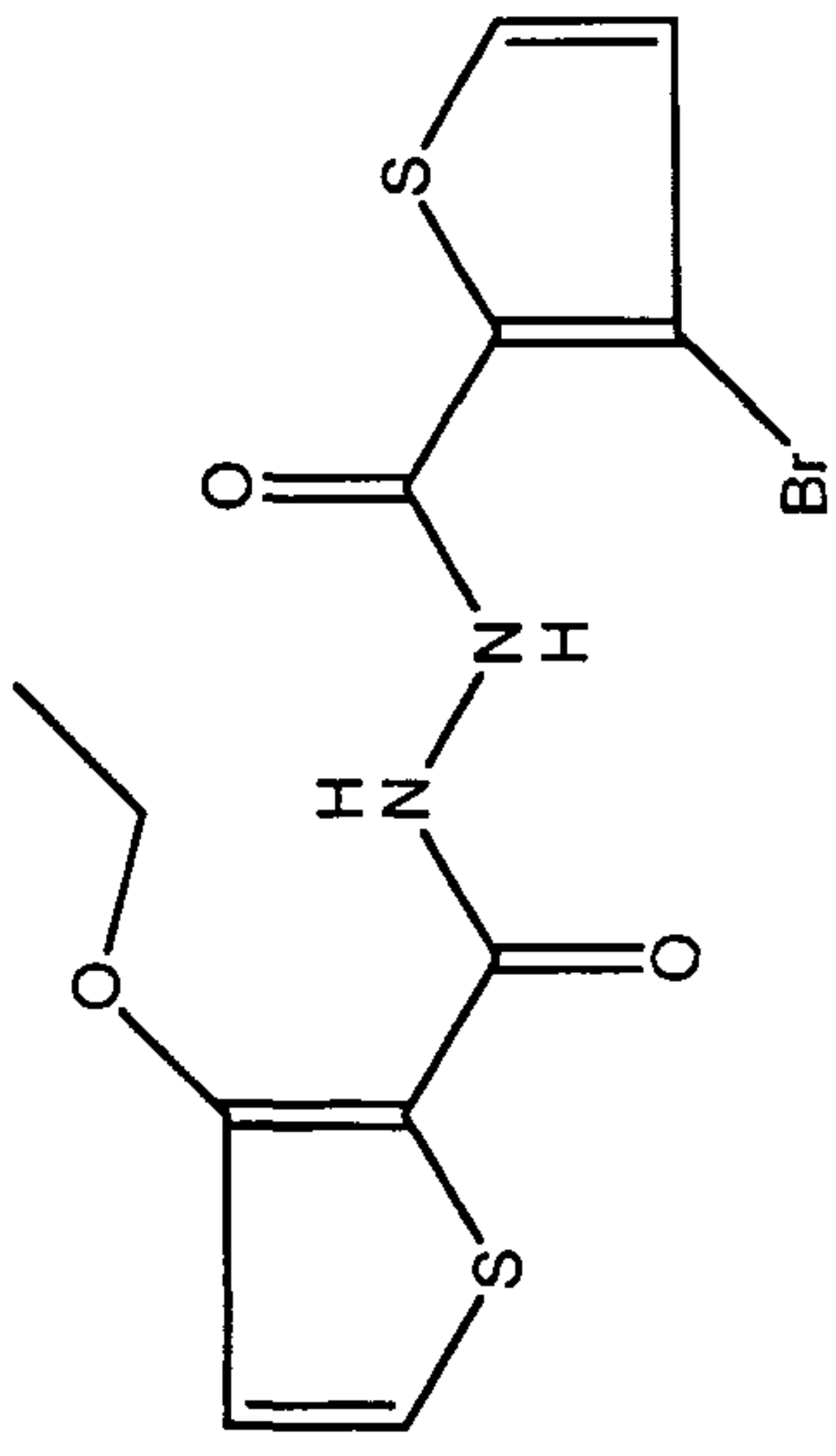
42		Maybridge	360	-	-	+++
43		Maybridge	300	-	-	+++
44		B	330	331 [M+H] <sup>+</sup>  329 [M-H] <sup>+</sup>	$\delta$ (CDCl <sub>3</sub> ) = 1.51 (t, $J$ = 7.0 Hz, 3 H, OCH <sub>2</sub> CH <sub>3</sub> ), 4.24 (q, $J$ = 7.1 Hz, 2 H, OCH <sub>2</sub> CH <sub>3</sub> ), 6.80 (d, $J$ = 5.4 Hz, 1 H, H-4), 6.96 (d, $J$ = 5.3 Hz, 1 H, H-4'), 7.41 (d, $J$ = 5.4 Hz, 1 H, H-5), 7.46 (d, $J$ = 5.3 Hz, 1 H, H-5'), 9.97 (d, $J$ = 7.3 Hz, 1 H, NH), 10.15 (d, $J$ = 7.3 Hz, 1 H, NH) (d, $J$ = 7.3 Hz, 1 H, NH)	+

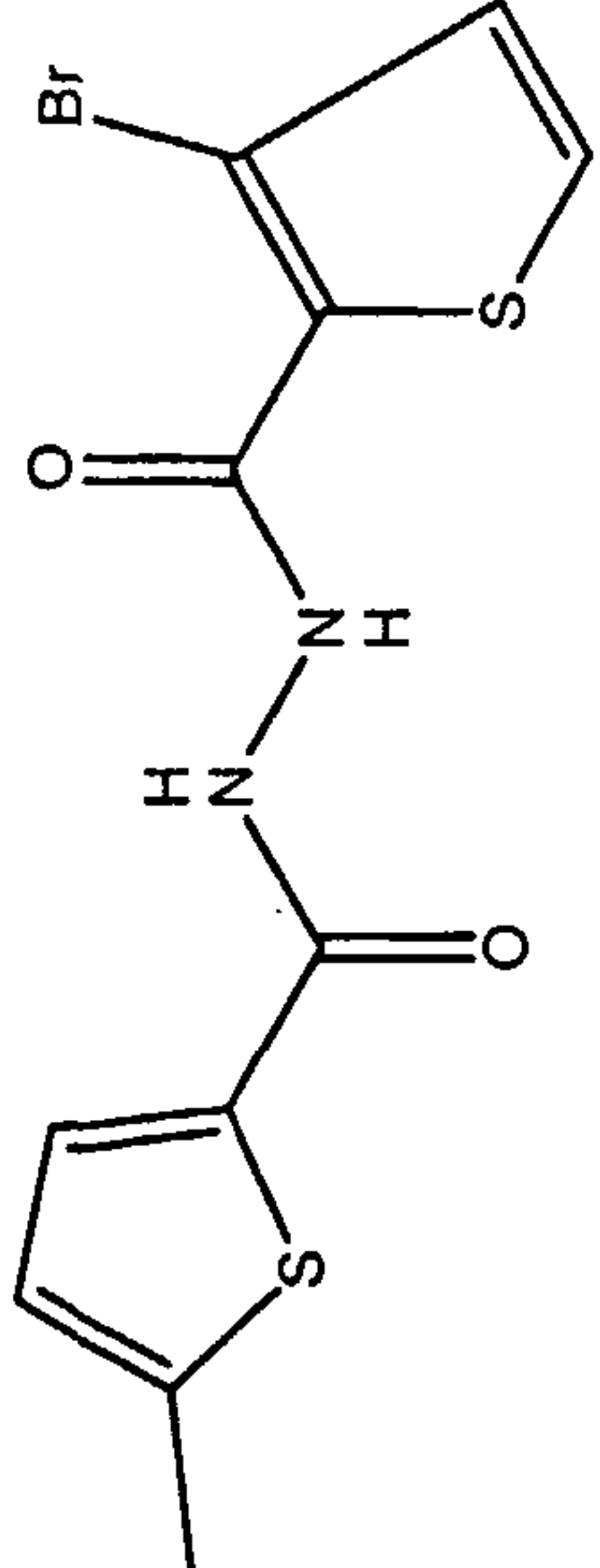
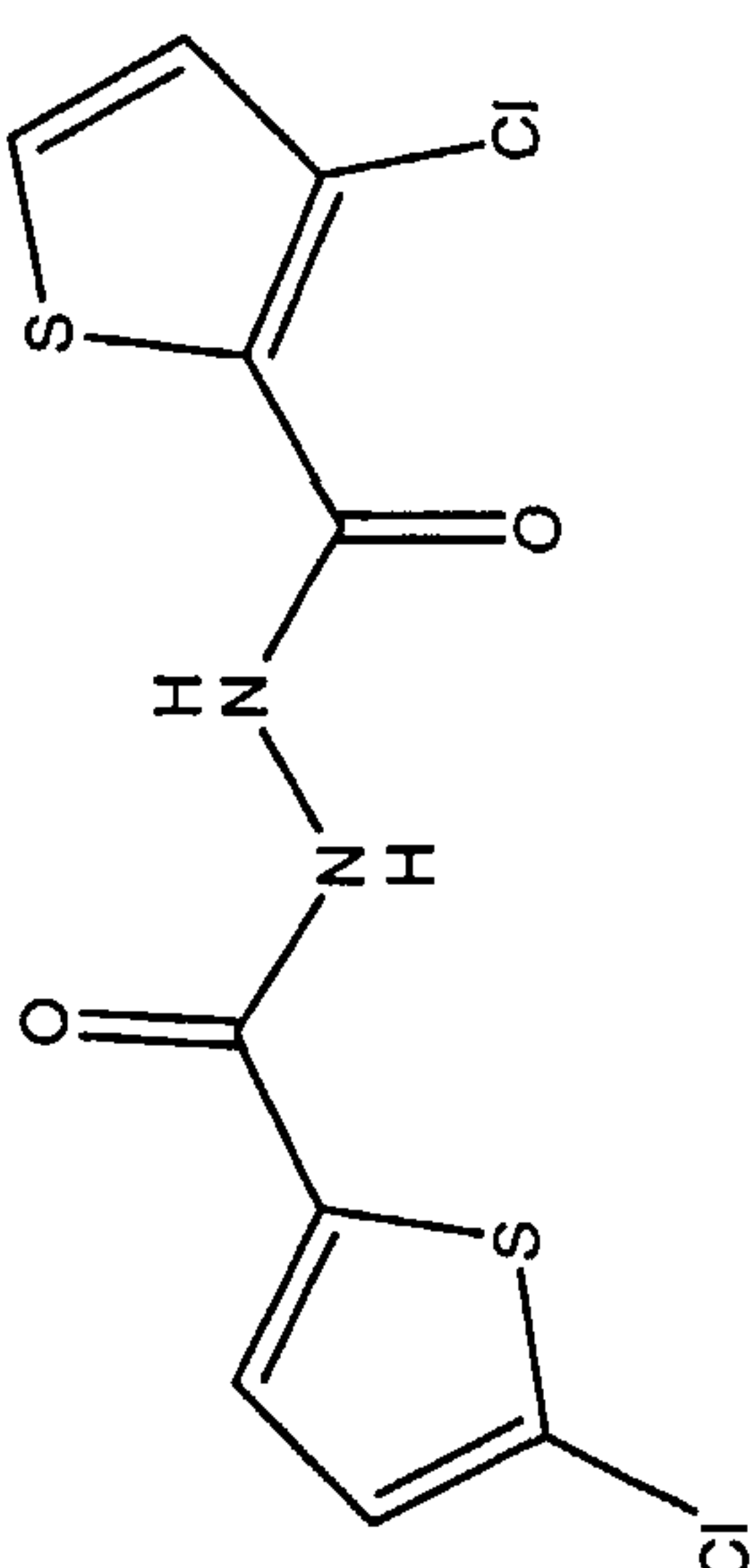
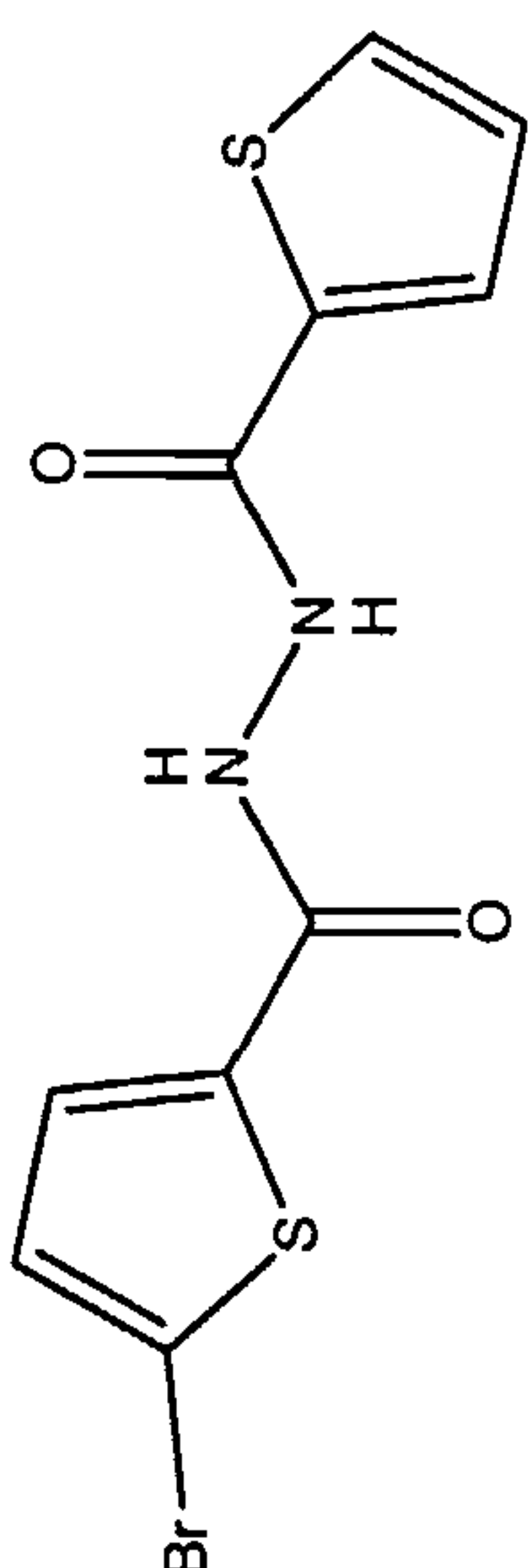
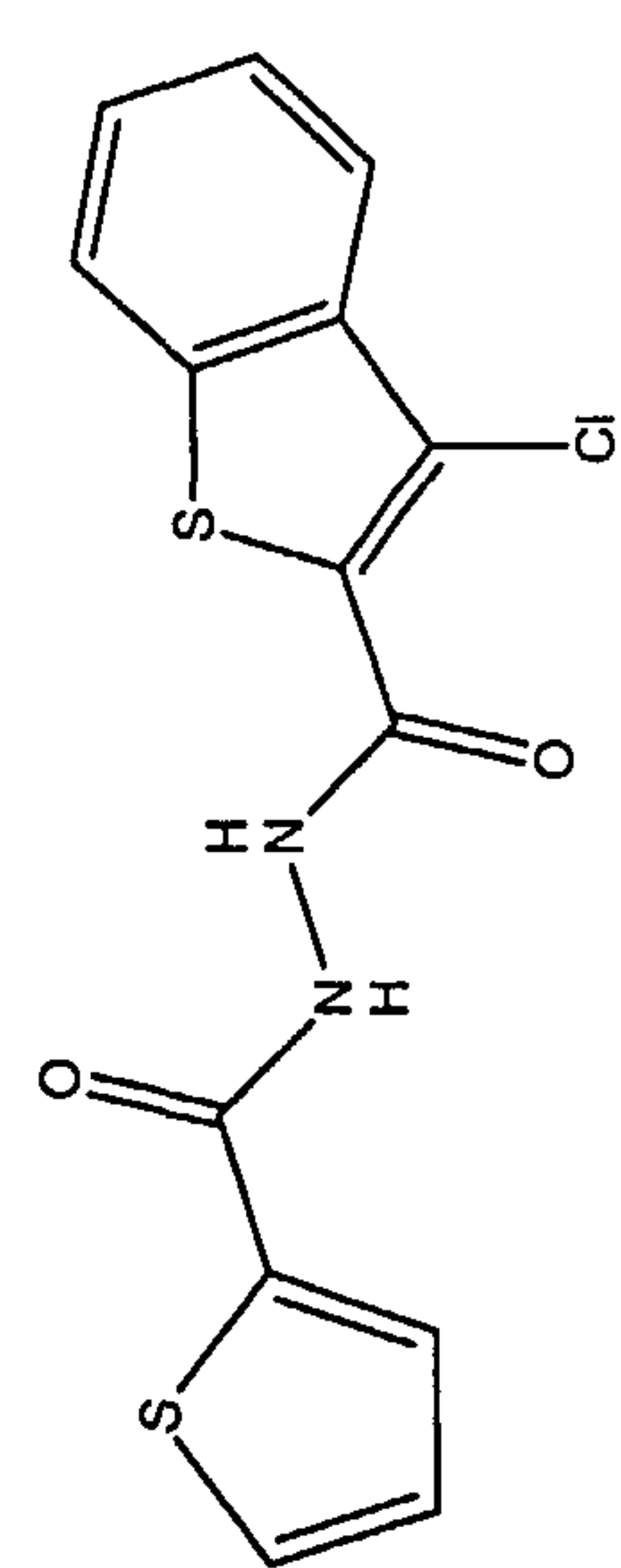
45		B	296	297 [M+H] <sup>+</sup>  295 [M-H] <sup>+</sup>	$\delta$ (CDCl <sub>3</sub> ) = 1.50 (t, <i>J</i> = 7.0 Hz, 3 H, OCH <sub>2</sub> CH <sub>3</sub> ), 4.25 (q, <i>J</i> = 7.0 Hz, 2 H, OCH <sub>2</sub> CH <sub>3</sub> ), 6.80 (d, <i>J</i> = 5.5 Hz, 1 H, H-4), 7.01 (dd, <i>J</i> = 6.0, 3.8 Hz, 1 H, H-4'), 7.40 (d, <i>J</i> = 5.4 Hz, 1 H, H-5), 7.43 (d, <i>J</i> = 3.9 Hz, 1 H, H-3'), 7.62 (d, <i>J</i> = 3.9 Hz, 1 H, H-5'), 9.50 (br. s, 1 H, NH), 9.90 (d, <i>J</i> = 5.3 Hz, 1 H, NH)	+++
46		AsInEx	252	-	-	++
47		A	252	253 [M+H] <sup>+</sup>  251 [M-H] <sup>+</sup>	$\delta$ (CD <sub>3</sub> OD) = 7.06 (t, <i>J</i> = 3.9 Hz, 1 H, H-4), 7.41-7.48 (m, 2 H, H-4' and H-5'), 7.63 (d, <i>J</i> = 4.8 Hz, 1 H, H-3), 7.72 (d, <i>J</i> = 4.8 Hz, 1 H, H-5), 8.08 (s, 1 H, H-2')	+++

48		A	364	365 [M+H] <sup>+</sup>  363 [M-H] <sup>+</sup>	$\delta$ (CDCl <sub>3</sub> ) = 6.87 (d, <i>J</i> = 4.1 Hz, 1H, H-2'), 7.03 (d, <i>J</i> = 5.2 Hz, 1H, H-1), 7.47 (d, <i>J</i> = 5.2 Hz, 1H, H-2), 7.49 (d, <i>J</i> = 4.1 Hz, 1H, H-1')	++
49		A	320	319 [M-H] <sup>+</sup>	$\delta$ (CD <sub>3</sub> OD) = 7.21 (d, <i>J</i> = 5.4 Hz, 2 H, H-4 and H-4'), 7.84 (d, <i>J</i> = 5.4 Hz, 2 H, H-5 and H-5')	++
50		B	316	315 [M-H] <sup>+</sup>	$\delta$ (CD <sub>3</sub> OD) = 4.05 (s, 3 H, OCH <sub>3</sub> ), 7.16 (dd, <i>J</i> = 5.1, 3.9 Hz, 1 H, H-4'), 7.72 (dd, <i>J</i> = 5.1, 1.2 Hz, 1 H, H-3'), 7.81 (dd, <i>J</i> = 3.9, 1.2 Hz, 1 H, H-5'), 7.96 (s, 1 H, H-5)	++

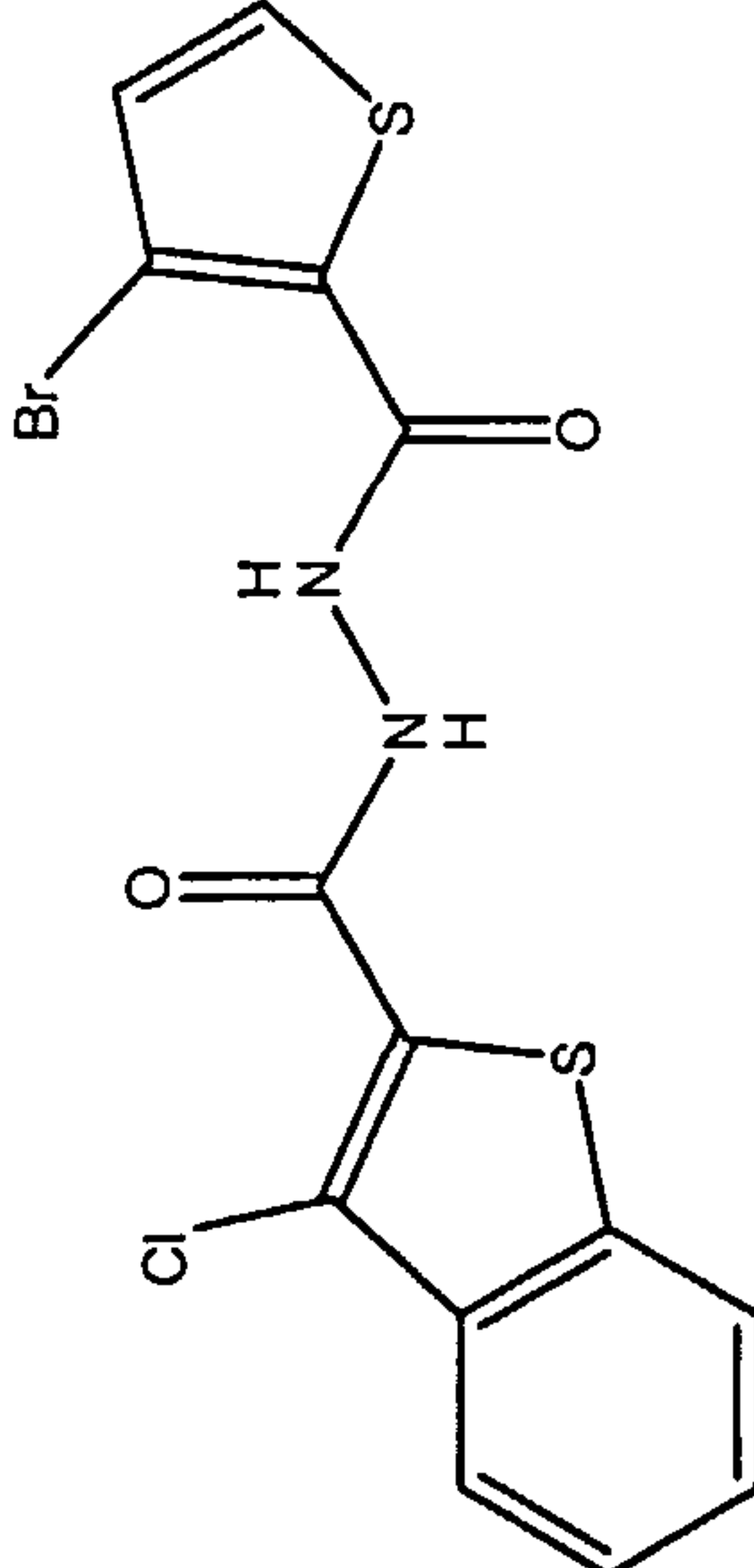
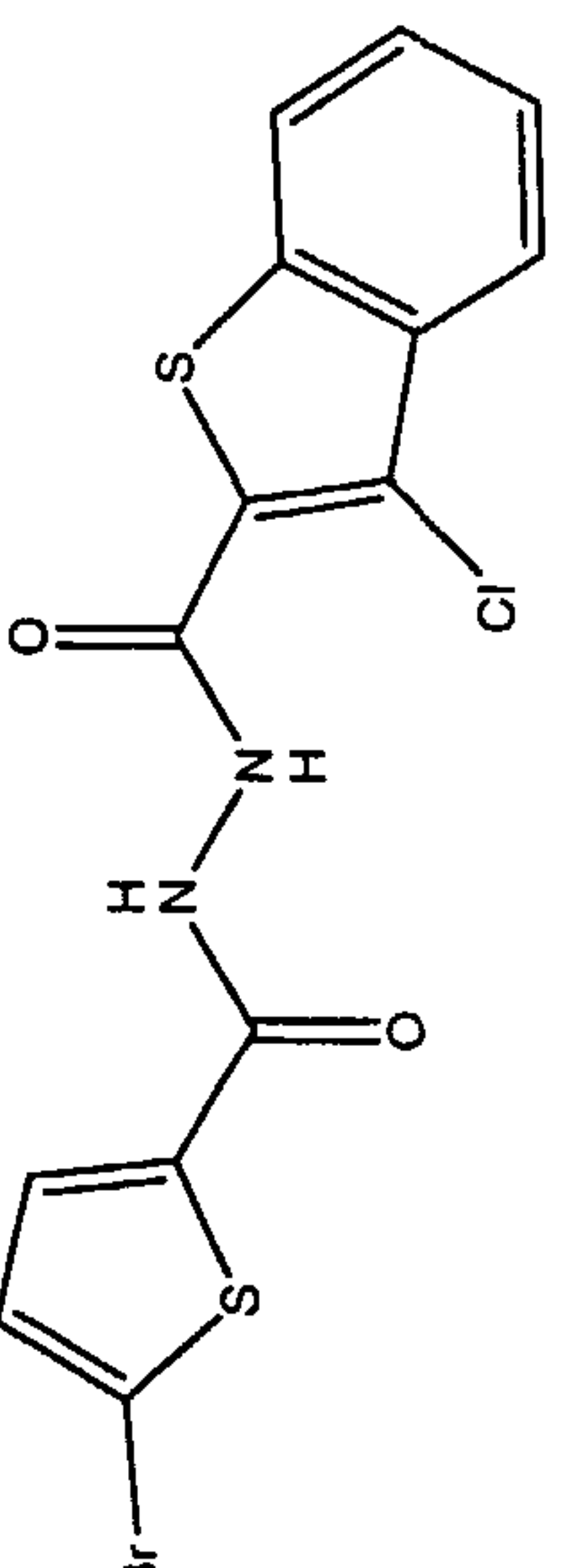
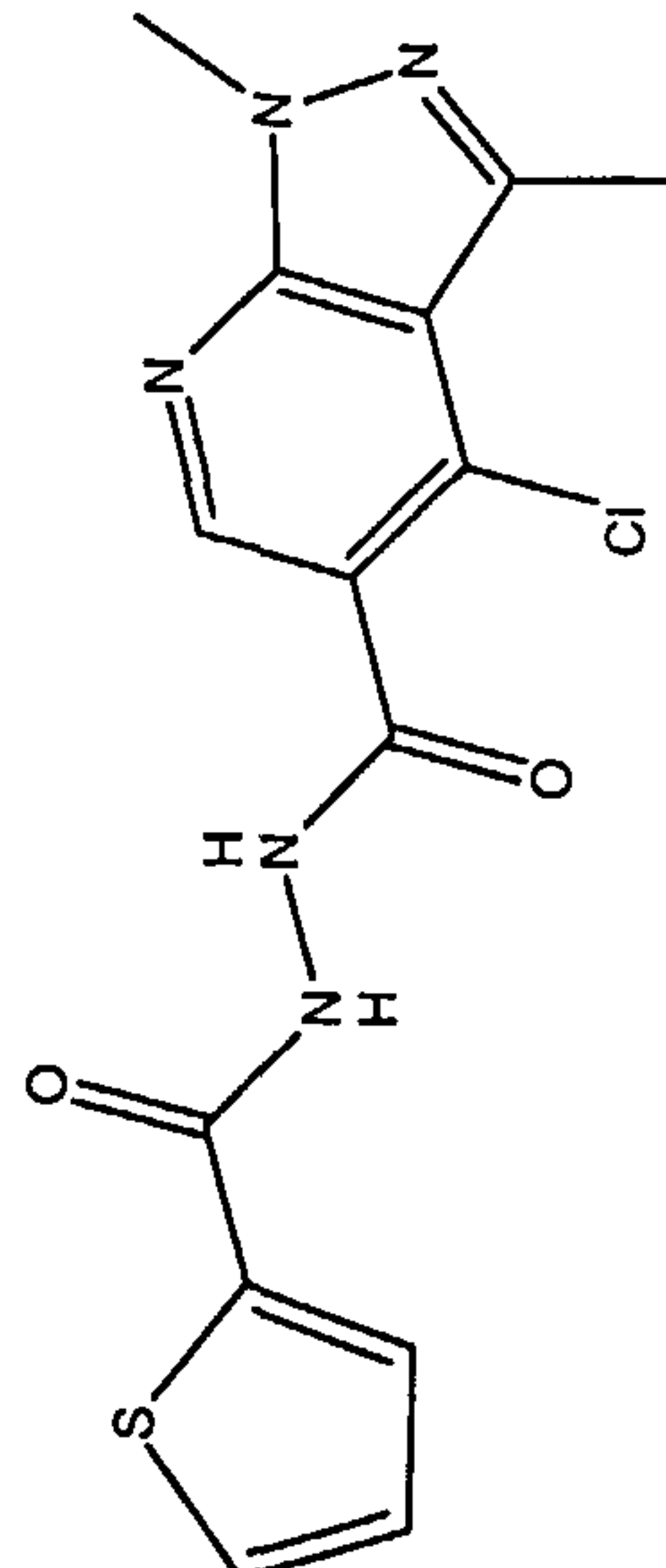


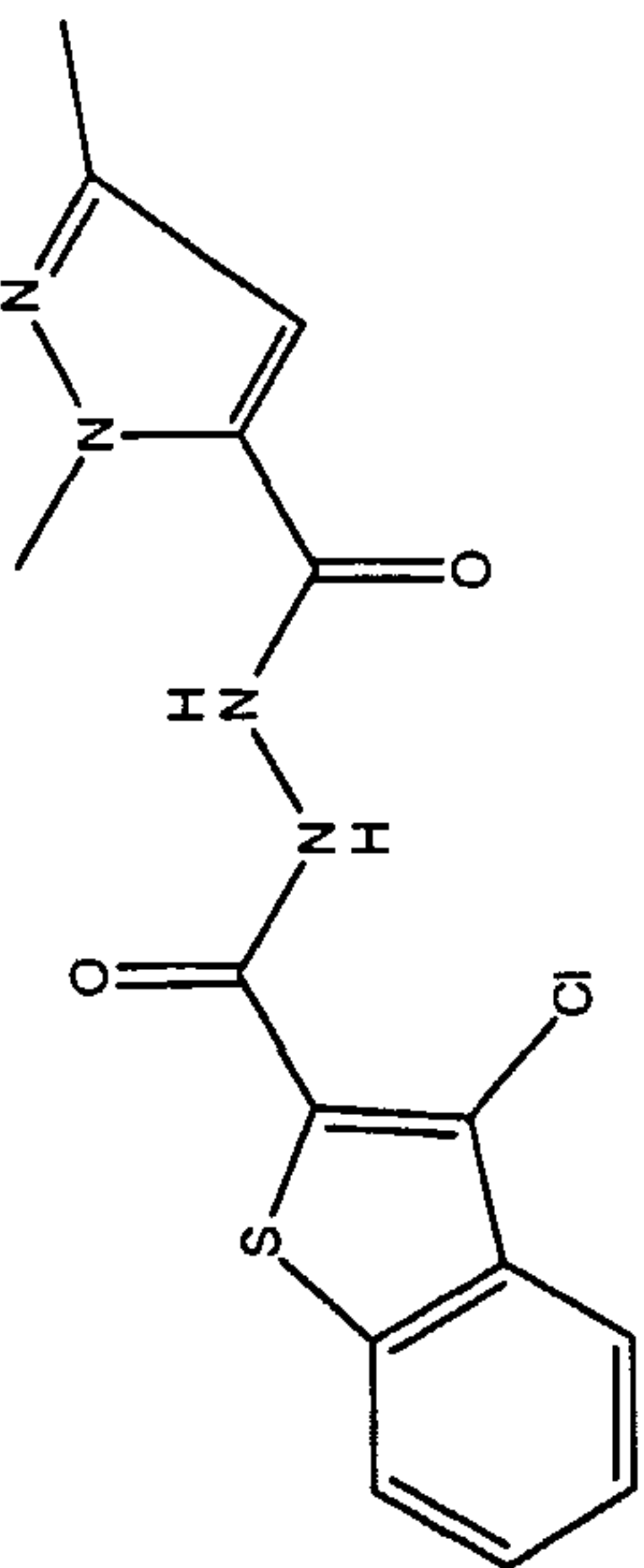
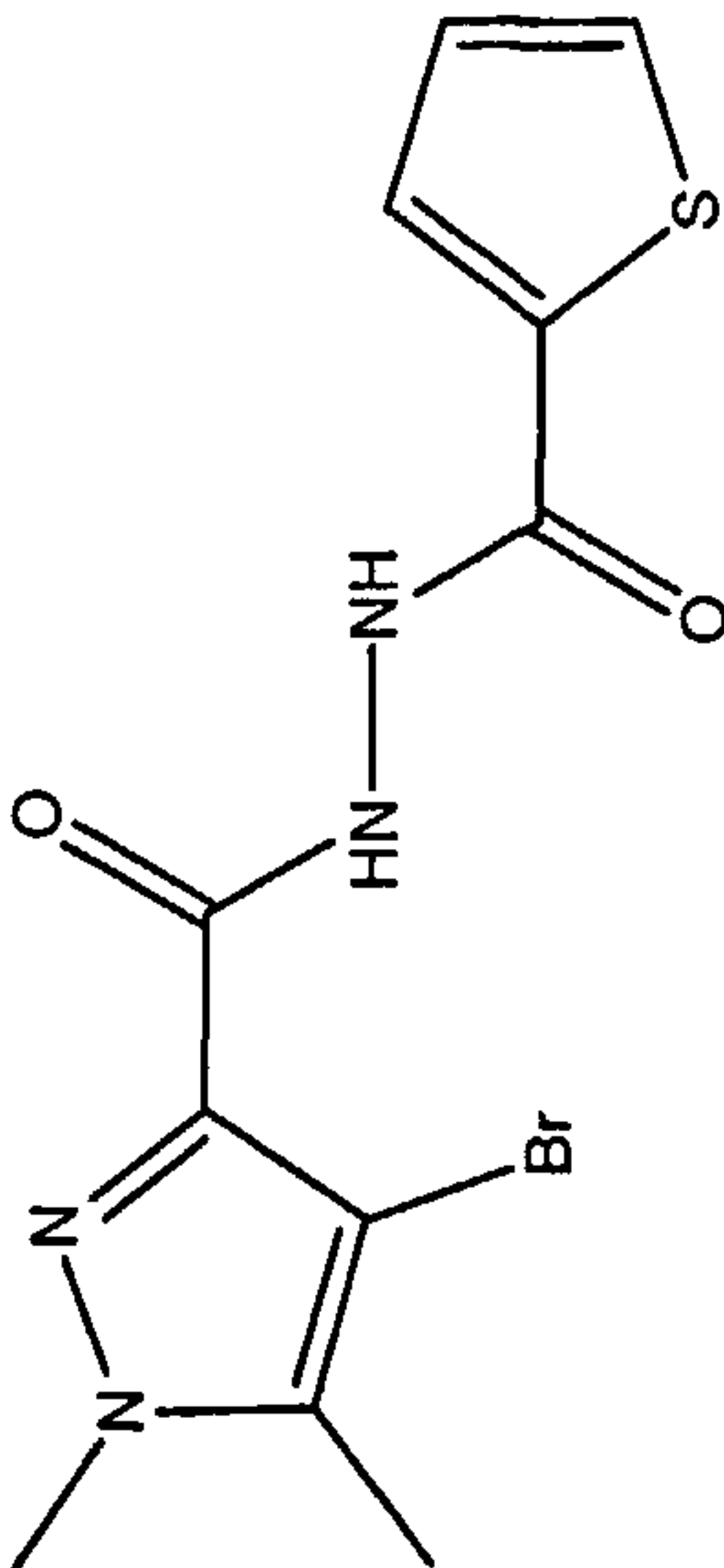
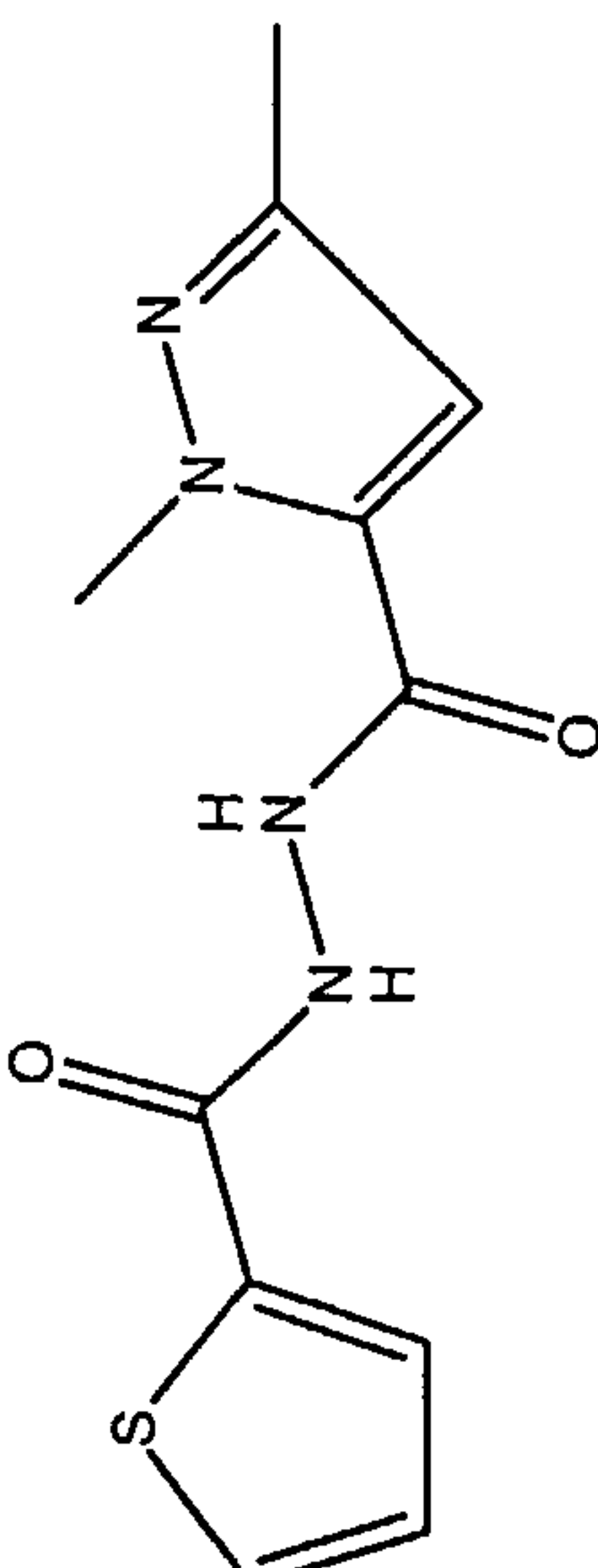
51		SPECS and BioSPECS	286	-	-	++
52		A	286	285 [M-H] <sup>+</sup>	$\delta$ (DMSO-d <sub>6</sub> ) = 7.08 (d, <i>J</i> = 3.9 Hz, 1 H, H-4'), 7.13 (d, <i>J</i> = 4.2 Hz, 1 H, H-4), 7.68 (d, <i>J</i> = 3.9 Hz, 1 H, H-3), 7.74 (d, <i>J</i> = 3.9 Hz, 1 H, H-3'), 7.78 (d, <i>J</i> = 3.2 Hz, 1 H, H-5'), 10.55 (s, 2 H, NH)	++
53		A	374	375 [M+H] <sup>+</sup>  373 [M-H] <sup>+</sup>	$\delta$ (CD <sub>3</sub> OD) = 2.44 (s, 3 H, CH <sub>3</sub> ), 3.93 (s, 3 H, OCH <sub>3</sub> ), 6.75 (dd, <i>J</i> = 1.2, 3.9 Hz, 1 H, H-4), 7.52 (d, <i>J</i> = 3.6 Hz, 1 H, H-3), 8.01 (s, 1 H, H-5')	+++

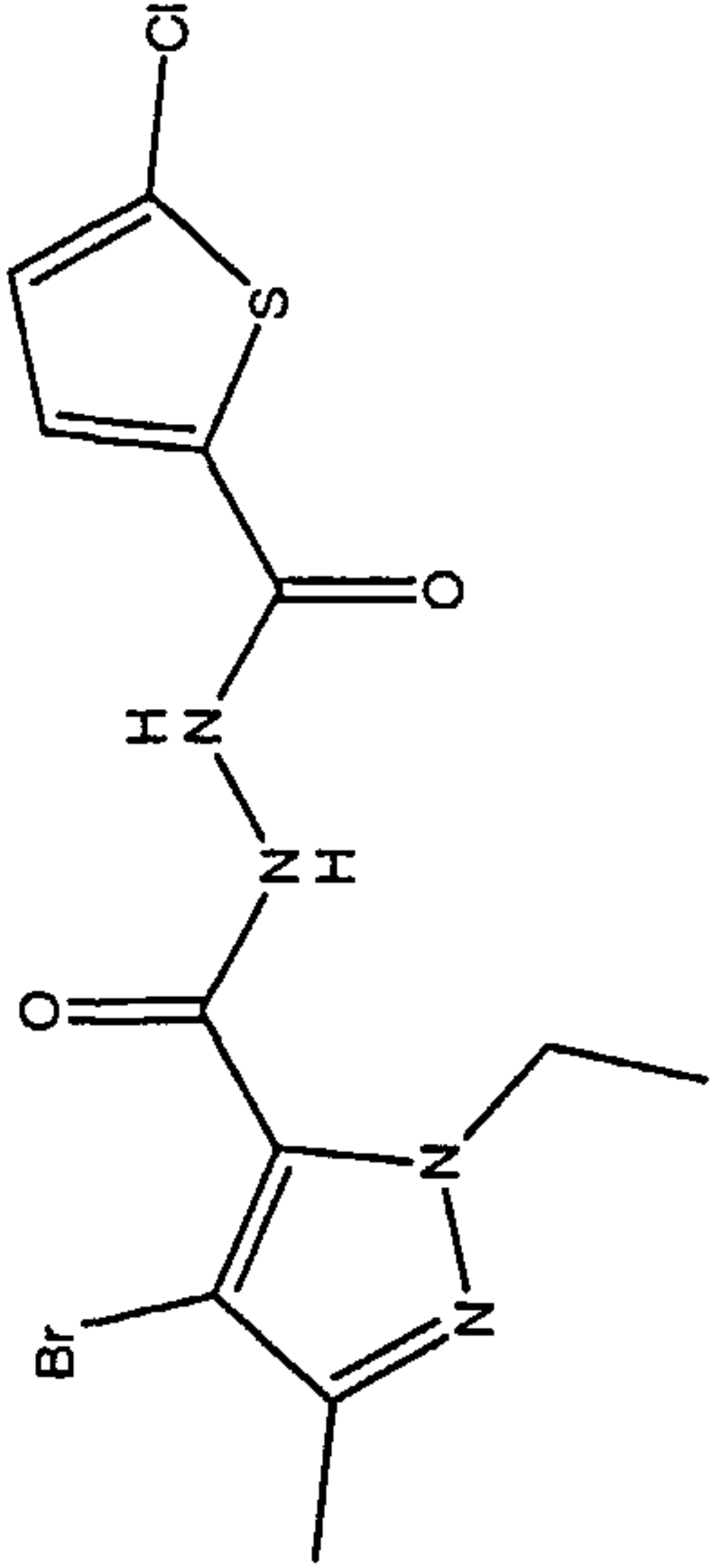
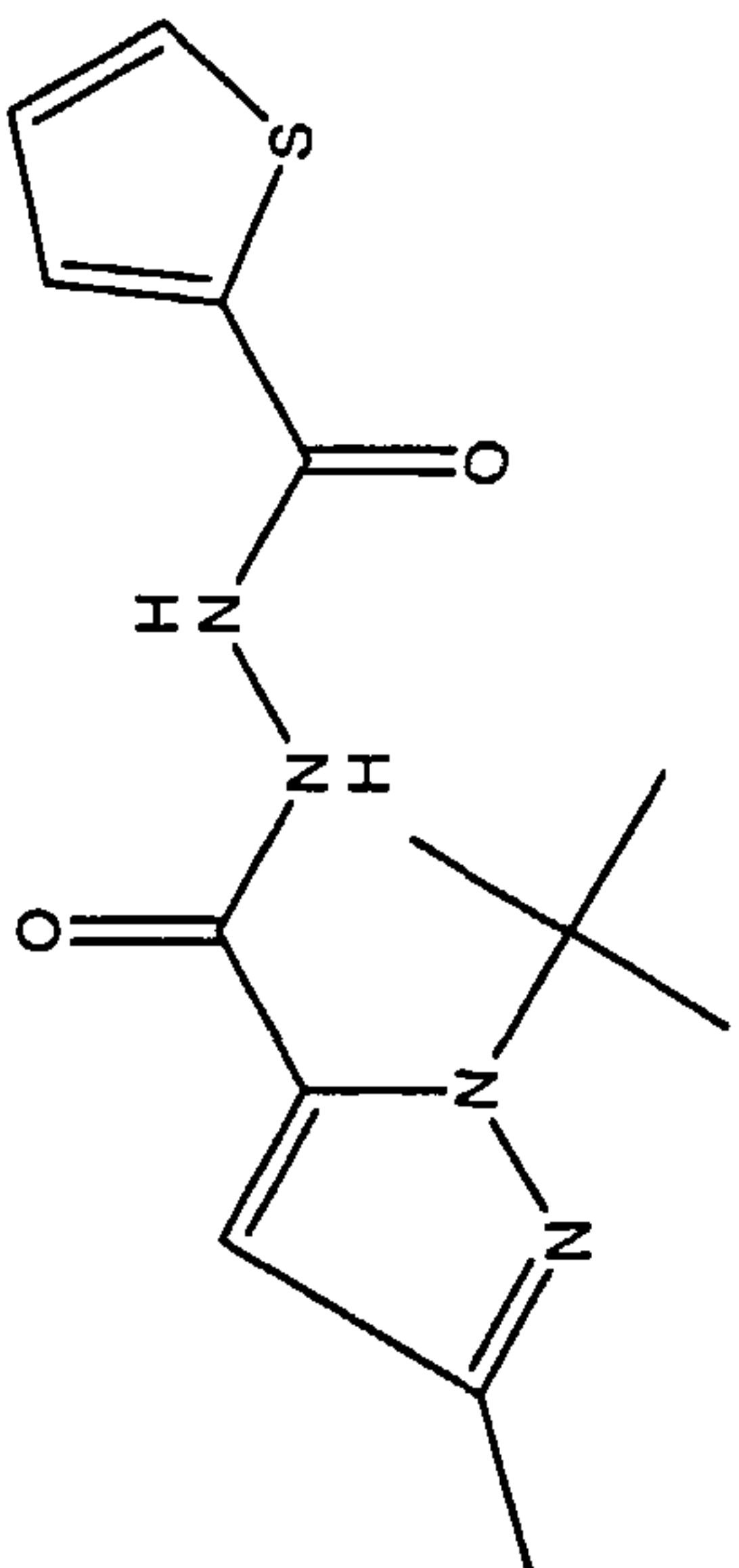
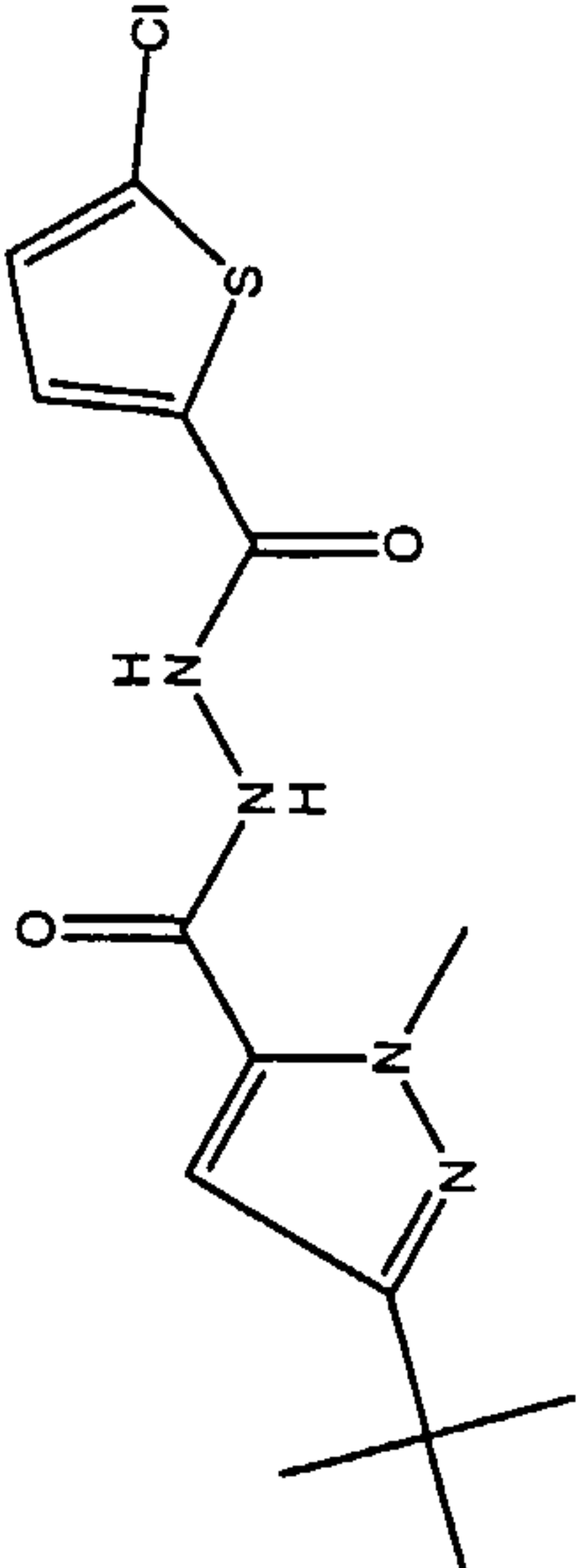
54		A	266	267 [M+H] <sup>+</sup>  265 [M-H] <sup>+</sup>	$\delta$ (CD <sub>3</sub> OD) = 2.52 (s, 3 H, CH <sub>3</sub> ), 6.84 (d, <i>J</i> = 3.3 Hz, 1 H, H-4'), 7.16 (t, <i>J</i> = 4.8 Hz, 1 H, H-4), 7.61 (d, <i>J</i> = 3.6 Hz, 1 H, H-3'), 7.72 (d, <i>J</i> = 4.8 Hz, 1 H, H-3), 7.80 (d, <i>J</i> = 4.2 Hz, 1 H, H-5)	+++
55		A	330	331 [M+H] <sup>+</sup>  329 [M-H] <sup>+</sup>	$\delta$ (CD <sub>3</sub> OD) = 7.04-7.08 (m, 2 H, H-4 and H-4'), 7.58-7.65 (m, 2 H, H-5 and H-3'), 7.70 (d, <i>J</i> = 3.6 Hz, 1 H, H-5')	+++
56		B	374	375 [M+H] <sup>+</sup>  373 [M-H] <sup>+</sup>	$\delta$ (CD <sub>3</sub> OD) = 1.41 (t, <i>J</i> = 6.9 Hz, 3 H, CH <sub>3</sub> ), 4.27 (q, <i>J</i> = 6.9 Hz, 2 H, OCH <sub>2</sub> ), 6.98 (d, <i>J</i> = 5.4 Hz, 1 H, CH <sub>ar</sub> ), 7.07 (d, <i>J</i> = 5.4 Hz, 1 H, CH <sub>ar</sub> ), 7.59 (d, <i>J</i> = 5.7 Hz, 1 H, CH <sub>ar</sub> ), 7.63 (d, <i>J</i> = 5.4 Hz, 1 H, CH <sub>ar</sub> )	+++

57		A	344	345 [M+H] <sup>+</sup>  343 [M-H] <sup>+</sup>	$\delta$ (CD <sub>3</sub> OD) = 2.64 (s, 3 H, CH <sub>3</sub> ), 6.96 (dd, <i>J</i> = 0.9, 3.6 Hz, 1 H, CH <sub>ar</sub> ), 7.26 (d, <i>J</i> = 5.1 Hz, 1 H, CH <sub>ar</sub> ), 7.72 (d, <i>J</i> = 3.6 Hz, 1 H, CH <sub>ar</sub> ), 7.82 (d, <i>J</i> = 5.1 Hz, 1 H, CH <sub>ar</sub> ), 1 H, CH <sub>ar</sub> )	+++
58		A	320	319 [M-H] <sup>+</sup>	$\delta$ (DMSO-d <sub>6</sub> ) = 7.10 (d, <i>J</i> = 5.1 Hz, 1 H, H-4), 7.13 (d, <i>J</i> = 4.2 Hz, 1 H, H-4'), 7.60 (d, <i>J</i> = 3.9 Hz, 1 H, H-3'), 7.80 (d, <i>J</i> = 5.1 Hz, 1 H, H-5)	++
59		TimTec	330	-	-	+++
60		TimTec	336	-	-	+++

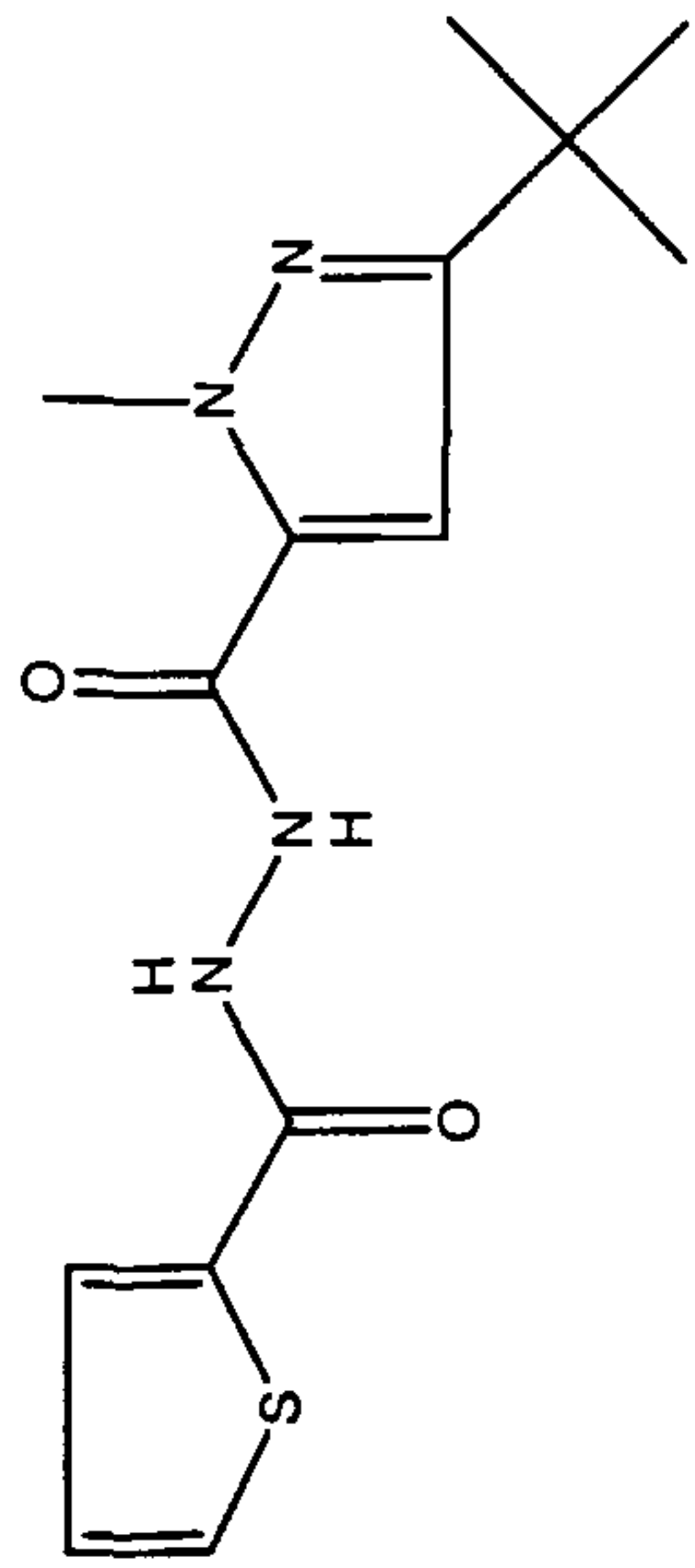
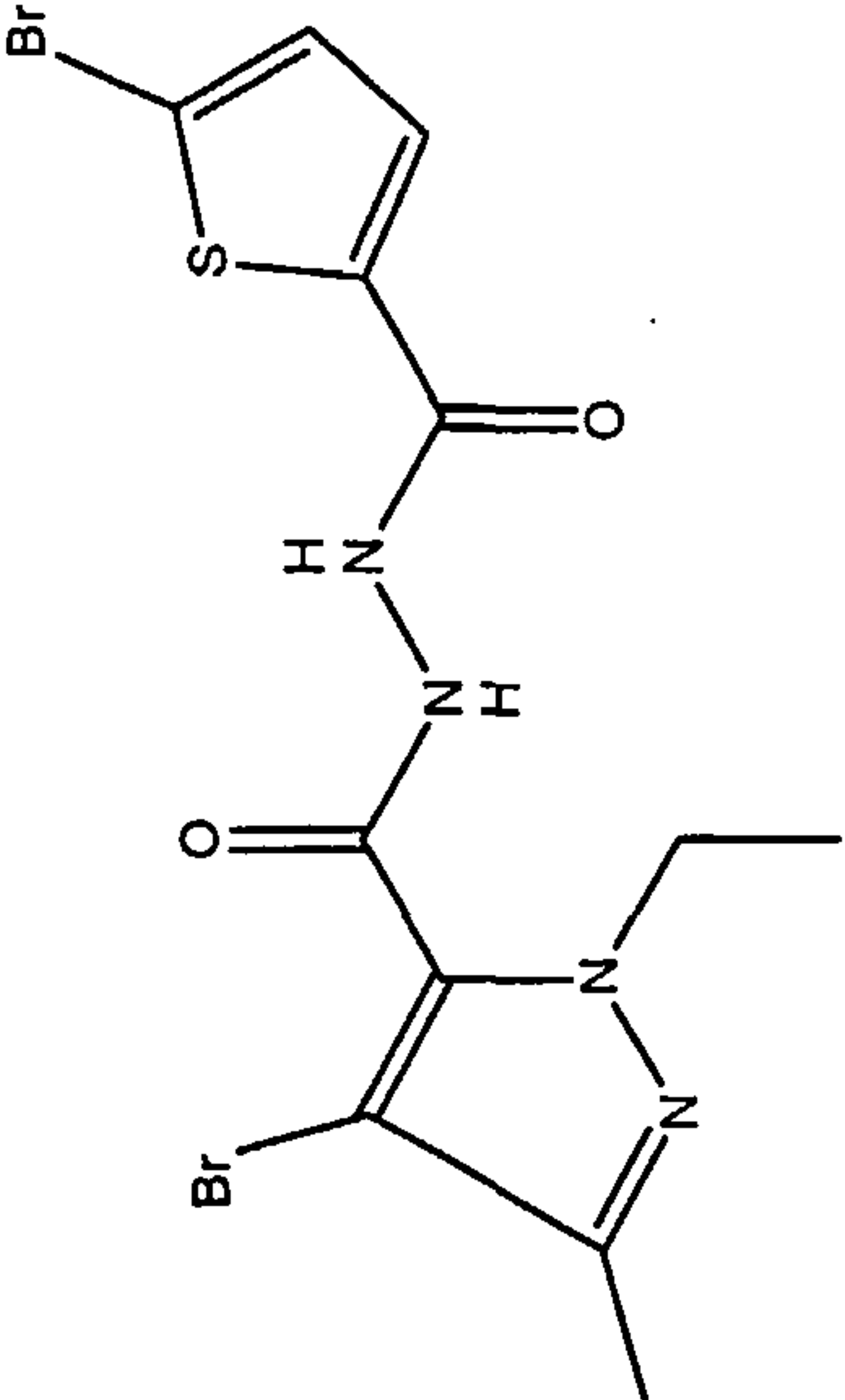
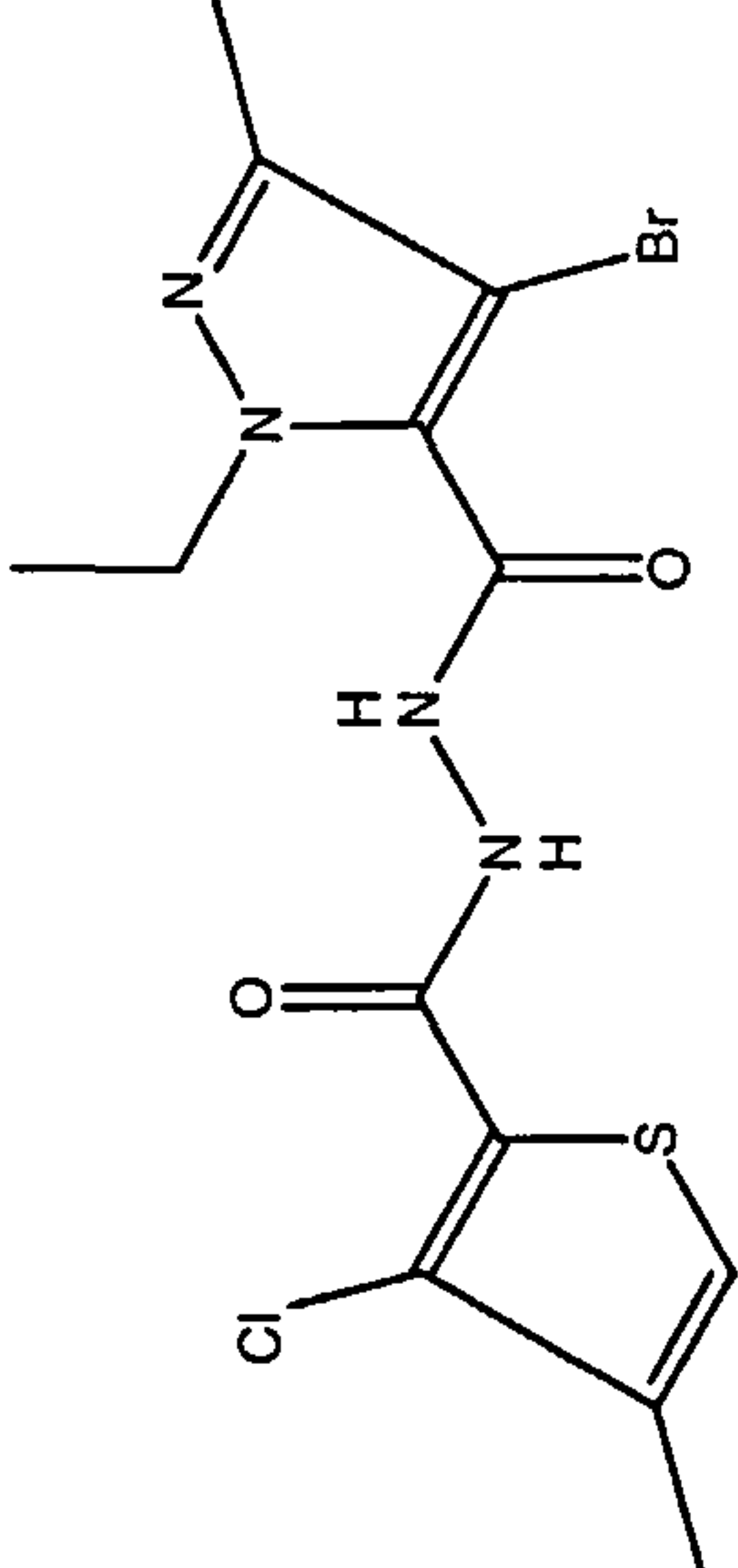


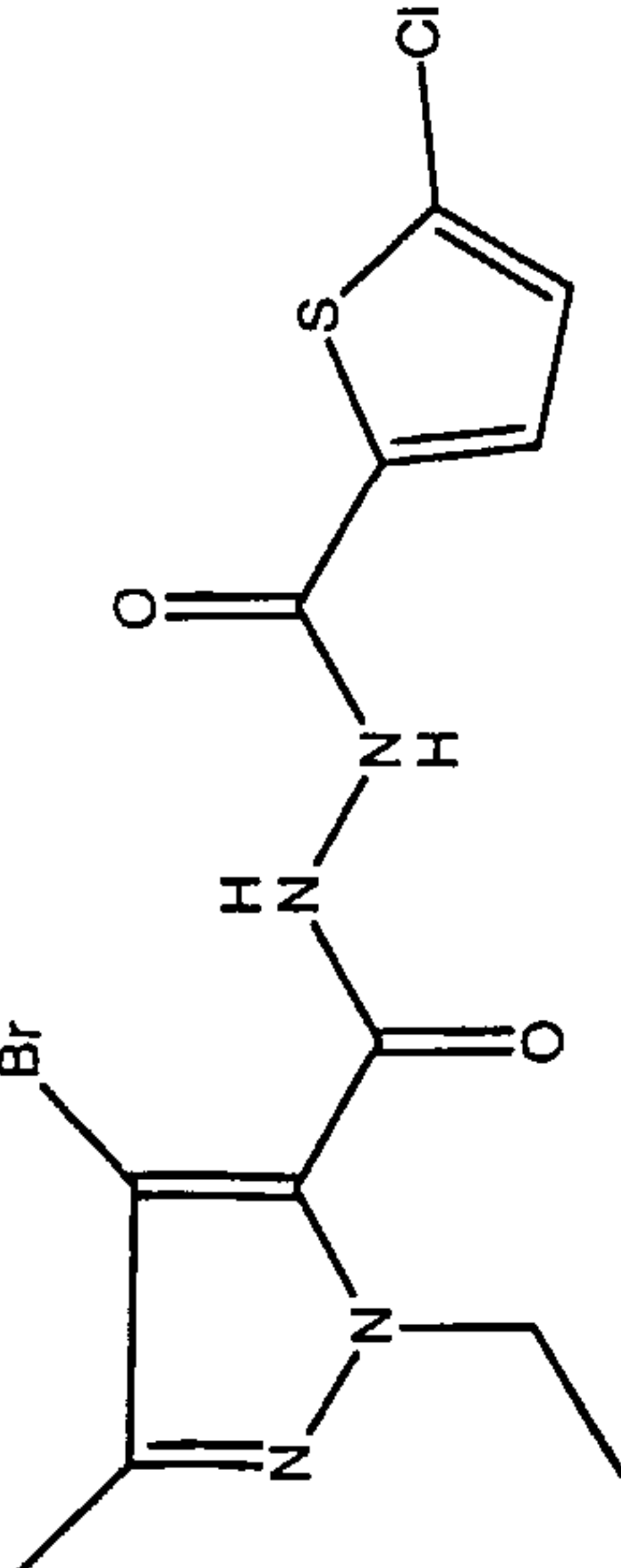
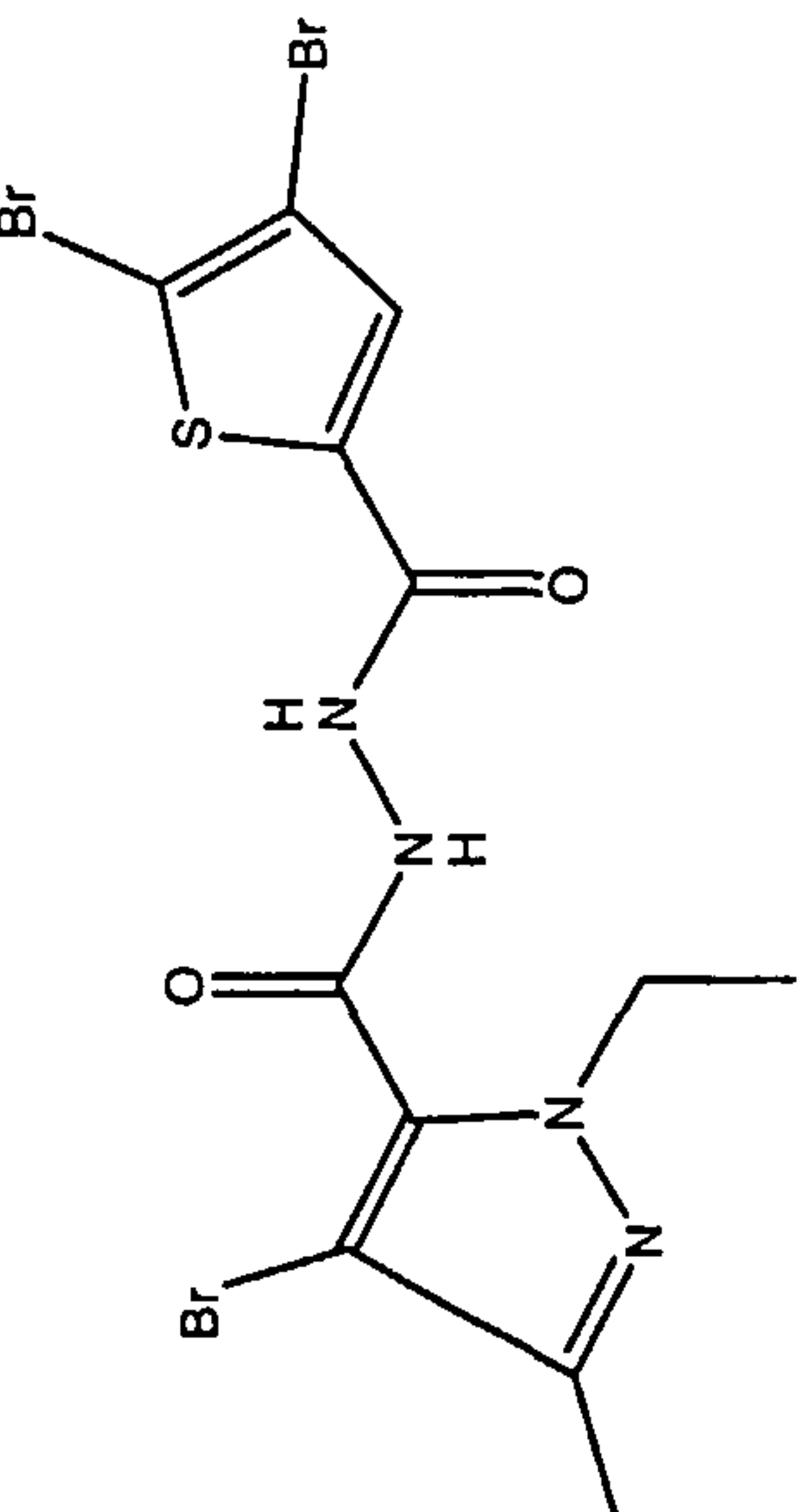
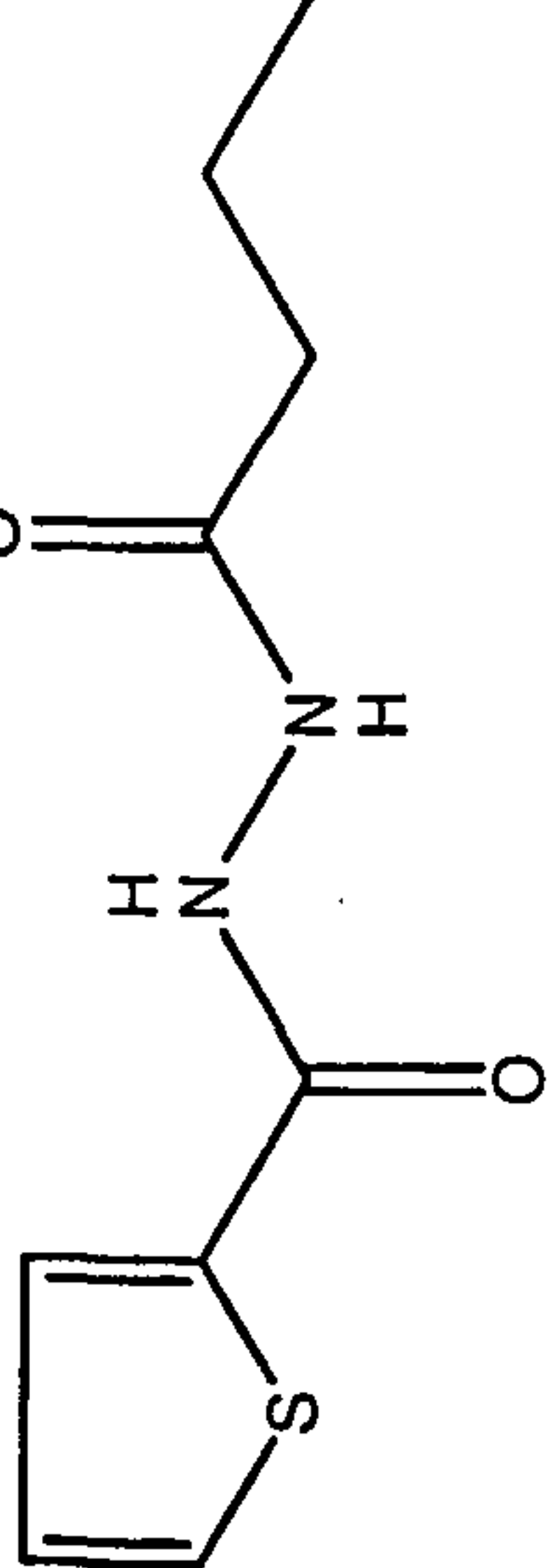
61		B	414	415 [M+H] <sup>+</sup>  413 [M-H] <sup>+</sup>	$\delta$ (CD <sub>3</sub> OD) = 7.01 (d, $J$ = 5.4 Hz, 1 H, H-4'), 7.39-7.43 (m, 2 H, CH <sub>ar</sub> ), 7.56 (d, $J$ = 5.1 Hz, 1 H, H-5'), 7.78-7.82 (m, 2 H, CH <sub>ar</sub> )	++
62		B	414	413 [M-H] <sup>+</sup>	$\delta$ (CDCl <sub>3</sub> ) = 7.03 (d, $J$ = 3.7 Hz, 1 H, H-4), 7.40 (d, $J$ = 3.2 Hz, 1H, H-3), 7.45-7.48 (m, 2 H, CH <sub>ar</sub> ), 7.77-7.87 (m, 2 H, CH <sub>ar</sub> ), 9.14 (s, 1 H, NH), 9.79 (s, 1 H, NH)	++
63		B	349	350 [M+H] <sup>+</sup>  348 [M-H] <sup>+</sup>	$\delta$ (CD <sub>3</sub> OD) = 2.73 (s, 3 H, CH <sub>3</sub> ), 4.05 (s, 3 H, NCH <sub>3</sub> ), 7.18 (dd, $J$ = 5.1, 3.6 Hz, 1 H, H-4'), 7.75 (dd, $J$ = 5.1, 1.2 Hz, 1 H, H-3'), 7.83 (dd, $J$ = 3.6, 1.2 Hz, 1 H, H-5'), 8.68 (s, 1 H, H-6)	+

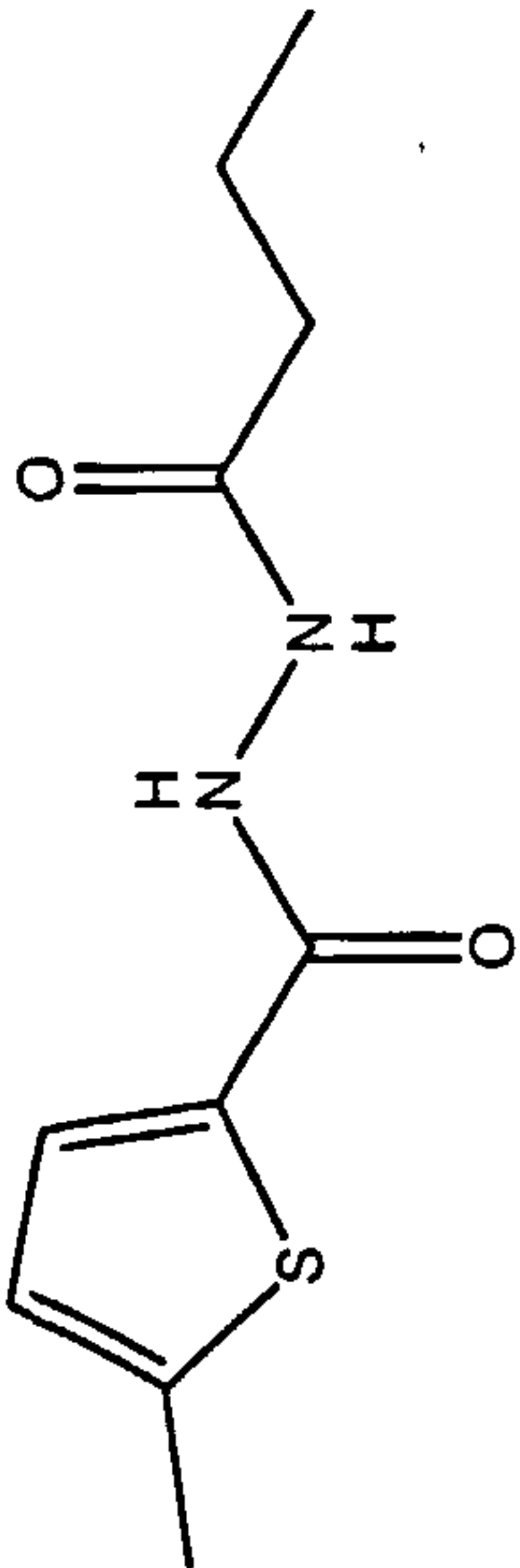
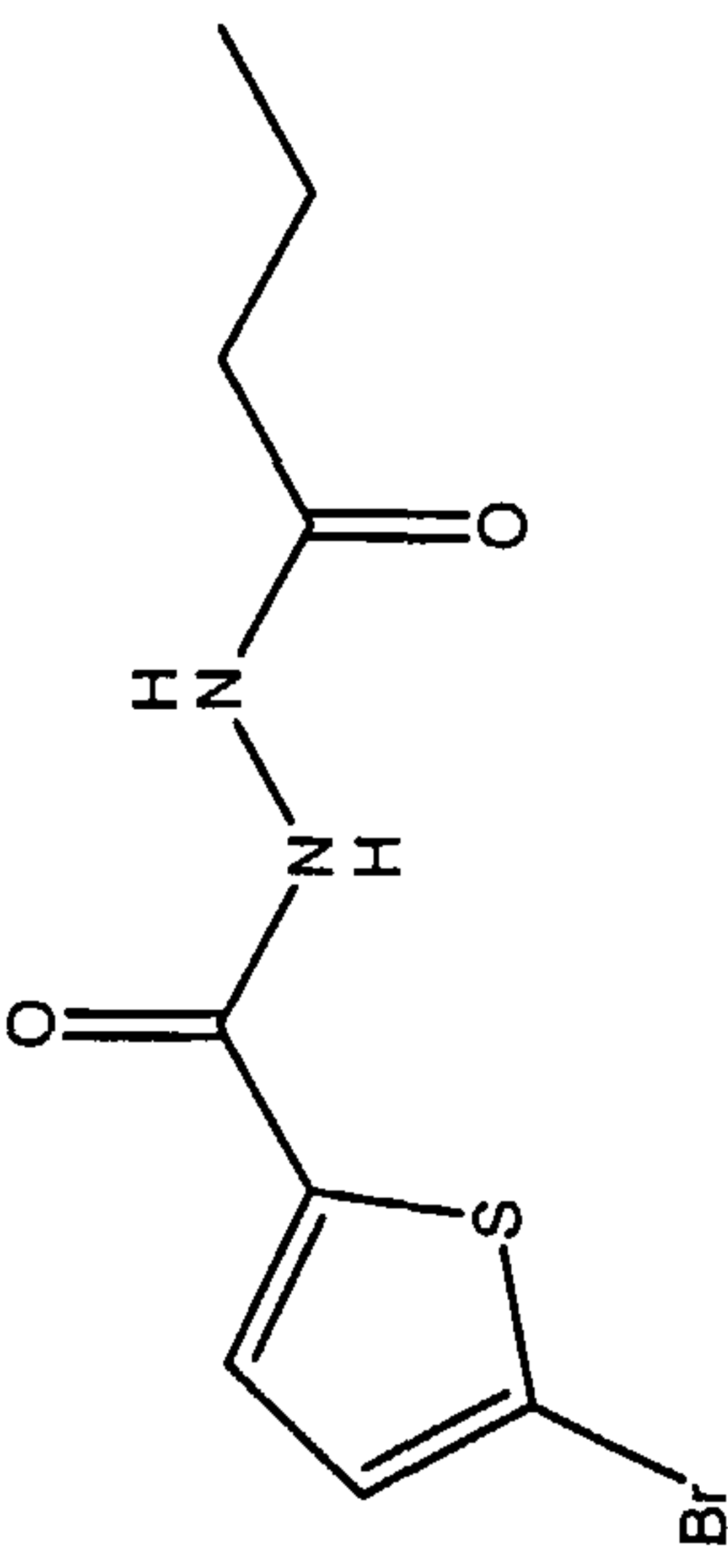
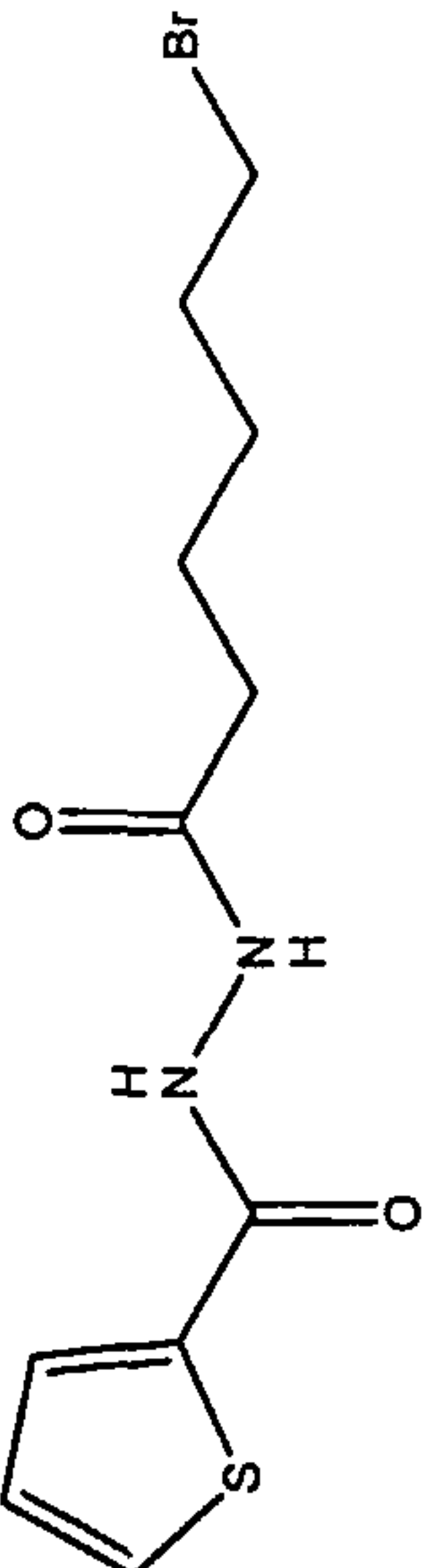
64		B	348	347 [M-H] <sup>+</sup>	$\delta$ (CD <sub>3</sub> OD) = 2.28 (s, 3 H, CH <sub>3</sub> ), 4.08 (s, 3 H, NCH <sub>3</sub> ), 6.70 (s, 1 H, H-4), 7.57-7.62 (m, 2 H, CH <sub>ar</sub> ), 7.96-8.01 (m, 2 H, CH <sub>ar</sub> )	+
65		Maybridge	342	-	-	+++
66		B	264	265 [M+H] <sup>+</sup>  263 [M-H] <sup>+</sup>	$\delta$ (CD <sub>3</sub> OD) = 2.25 (s, 3 H, CH <sub>3</sub> ), 4.04 (s, 3 H, NCH <sub>3</sub> ), 6.65 (s, 1 H, H-4), 7.17 (dd, J = 5.1, 3.9 Hz, 1 H, H-4'), 7.73 (dd, J = 5.1, 0.9 Hz, 1 H, H-3'), 7.79 (d, J = 3.9 Hz, 1 H, H-5')	+

67		A	390	391 [M+H] <sup>+</sup>  389 [M-H] <sup>+</sup>	$\delta$ (CDCl <sub>3</sub> ) = 1.33 (t, <i>J</i> = 7.1 Hz, 3 H, NCH <sub>2</sub> CH <sub>3</sub> ), 1.83 (s, 3 H, CH <sub>3</sub> ), 4.42 (dd, <i>J</i> = 14.3, 7.2 Hz, 2 H, NCH <sub>2</sub> CH <sub>3</sub> ), 6.85 (d, <i>J</i> = 4.1 Hz, 1 H, H-4), 7.44 (d, <i>J</i> = 4.1 Hz, 1 H, H-3)	+
68		A	306	305 [M-H] <sup>+</sup>	$\delta$ (CD <sub>3</sub> OD) = 1.68 (s, 9 H, -C(CH <sub>3</sub> ) <sub>3</sub> ), 2.86 (s, 3 H, CH <sub>3</sub> ), 6.47 (s, 1 H, H-4'), 7.17 (t, <i>J</i> = 3.9 Hz, 1 H, H-4), 7.74 (dd, <i>J</i> = 4.2, 0.9 Hz, 1 H, H-3), 7.82 (dd, <i>J</i> = 3.6, 0.9 Hz, 1 H, H-5)	+
69		B	340	341 [M+H] <sup>+</sup>  339 [M-H] <sup>+</sup>	$\delta$ (CDCl <sub>3</sub> ) = 1.22 (s, 9 H, <i>t</i> Bu), 4.00 (s, 3 H, NCH <sub>3</sub> ), 6.58 (s, 1 H, H-4'), 6.81 (d, <i>J</i> = 3.9 Hz, 1 H, H-4), 7.44 (d, <i>J</i> = 3.9 Hz, 1 H, H-3)	+++

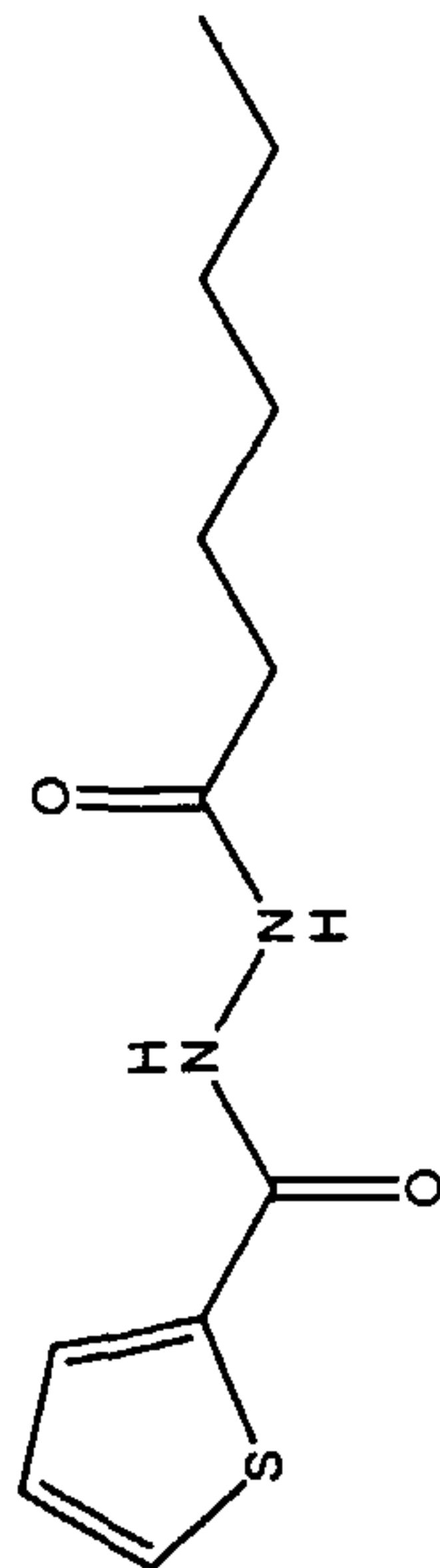
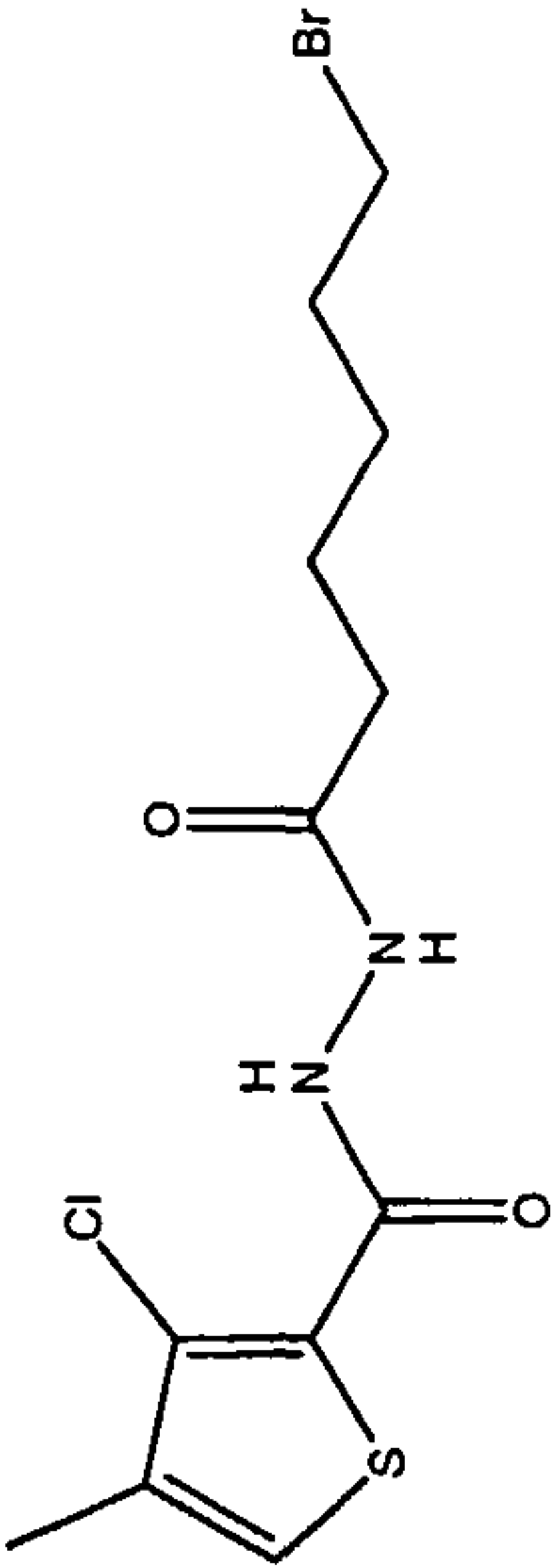
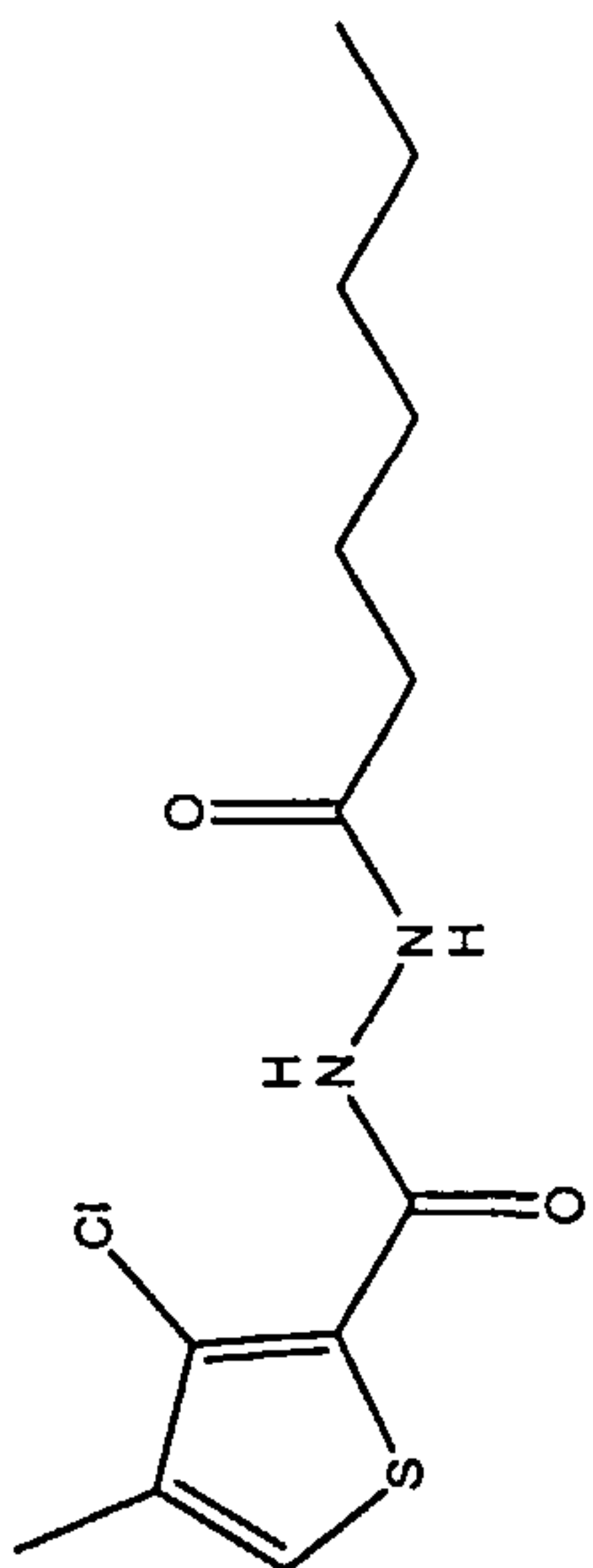


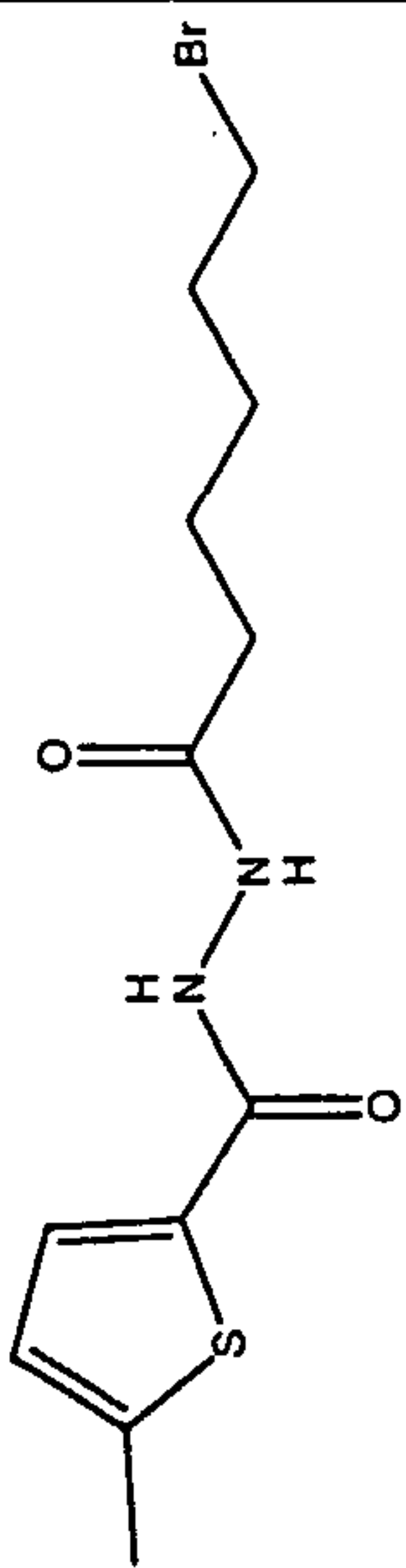
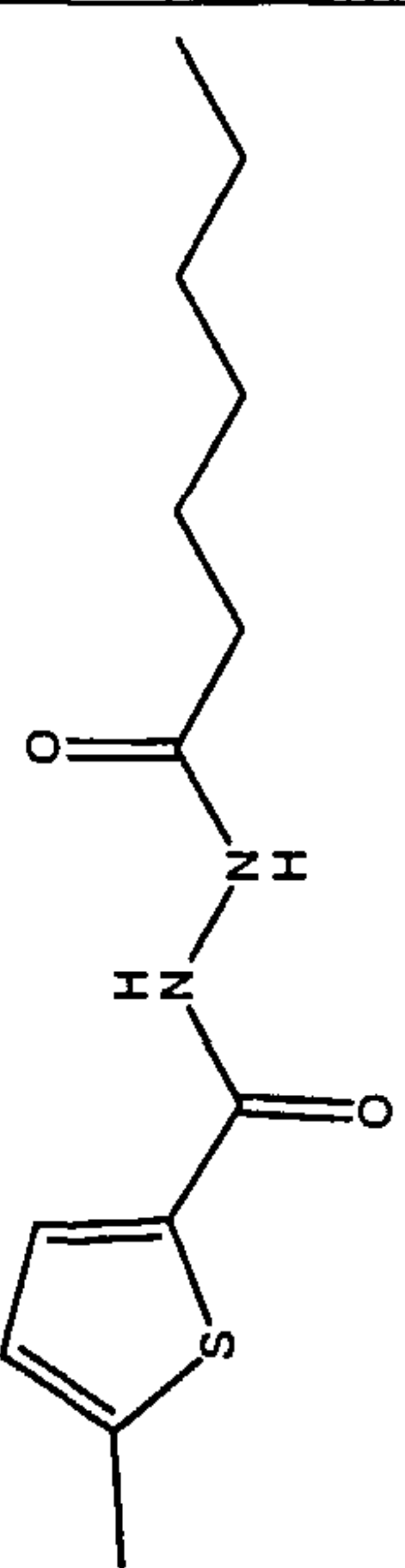
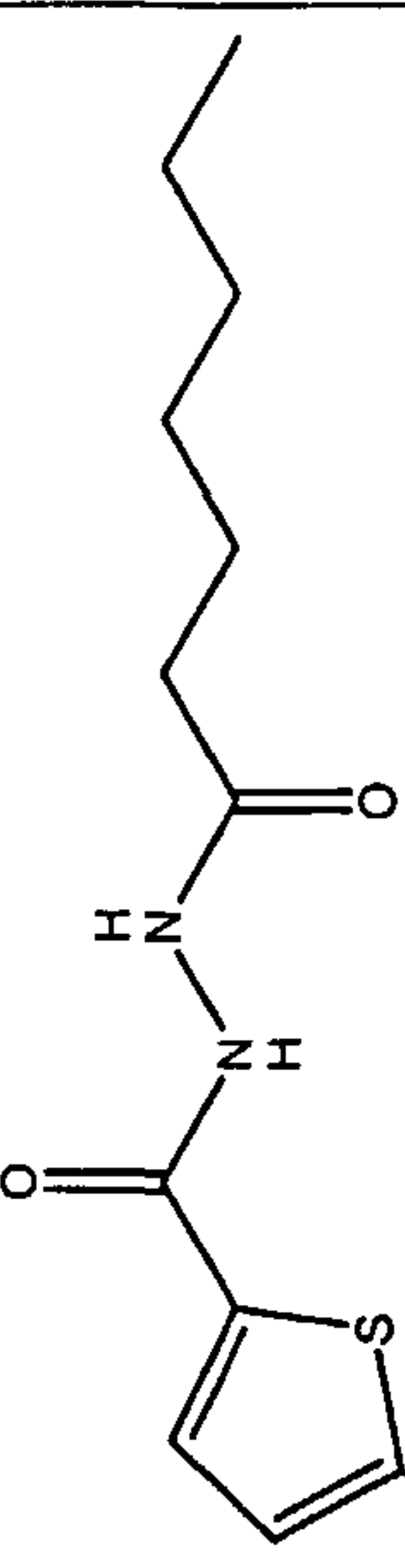
70		A	306	307 [M+H] <sup>+</sup>  305 [M-H] <sup>+</sup>	$\delta$ (CD <sub>3</sub> OD) = 1.33 (s, 9 H, -C(CH <sub>3</sub> ) <sub>3</sub> ), 4.08 (s, 3 H, NCH <sub>3</sub> ), 6.80 (s, 1 H, H-4'), 7.18 (t, <i>J</i> = 3.6 Hz, 1 H, H-4), 7.75 (dd, <i>J</i> = 5.1, 1.2 Hz, 1 H, H-3), 7.82 (d, <i>J</i> = 3.6 Hz, 1 H, H-5)	+
71		A	434	435 [M+H] <sup>+</sup>  433 [M-H] <sup>+</sup>	$\delta$ (CD <sub>3</sub> OD) = 1.31 (t, <i>J</i> = 7.5 Hz, 3 H, NCH <sub>2</sub> CH <sub>3</sub> ), 2.13 (s, 3 H, CH <sub>3</sub> ), 4.23 (q, <i>J</i> = 7.2 Hz, 2 H, NCH <sub>2</sub> CH <sub>3</sub> ), 7.10 (d, <i>J</i> = 4.2 Hz, 1 H, H-4), 7.48 (d, <i>J</i> = 3.9 Hz, 1 H, H-3)	+++
72		A	404	405 [M+H] <sup>+</sup>  403 [M-H] <sup>+</sup>	$\delta$ (CD <sub>3</sub> OD) = 1.29 (t, <i>J</i> = 6.9 Hz, 3 H, NCH <sub>2</sub> CH <sub>3</sub> ), 2.12 (s, 3 H, CH <sub>3</sub> ), 4.23 (q, <i>J</i> = 7.2 Hz, 2 H, NCH <sub>2</sub> CH <sub>3</sub> ), 7.36 (s, 1 H, H-5)	+

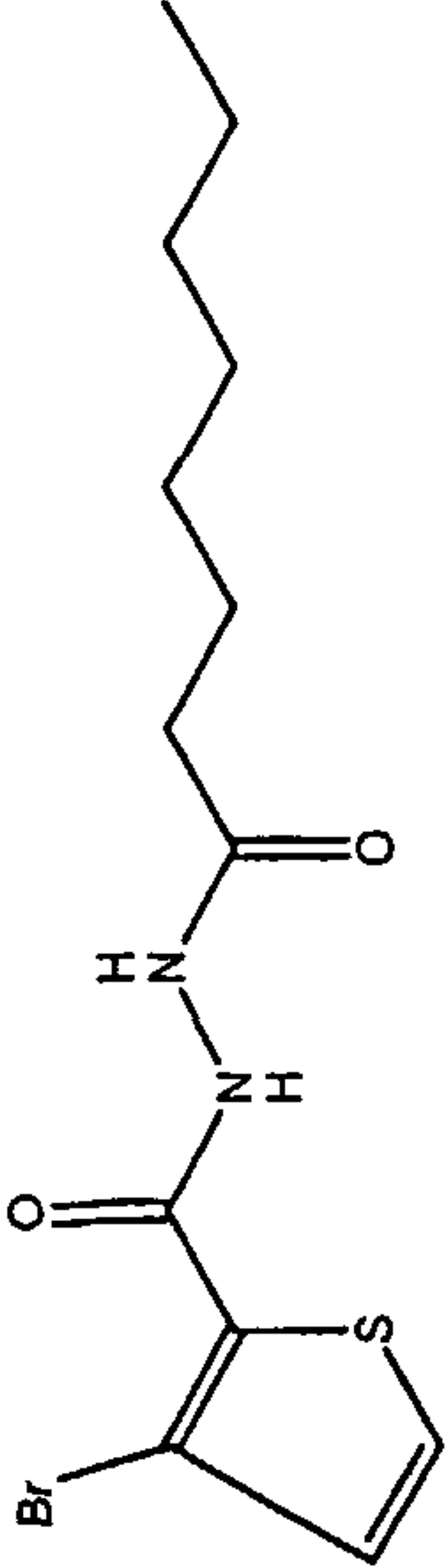
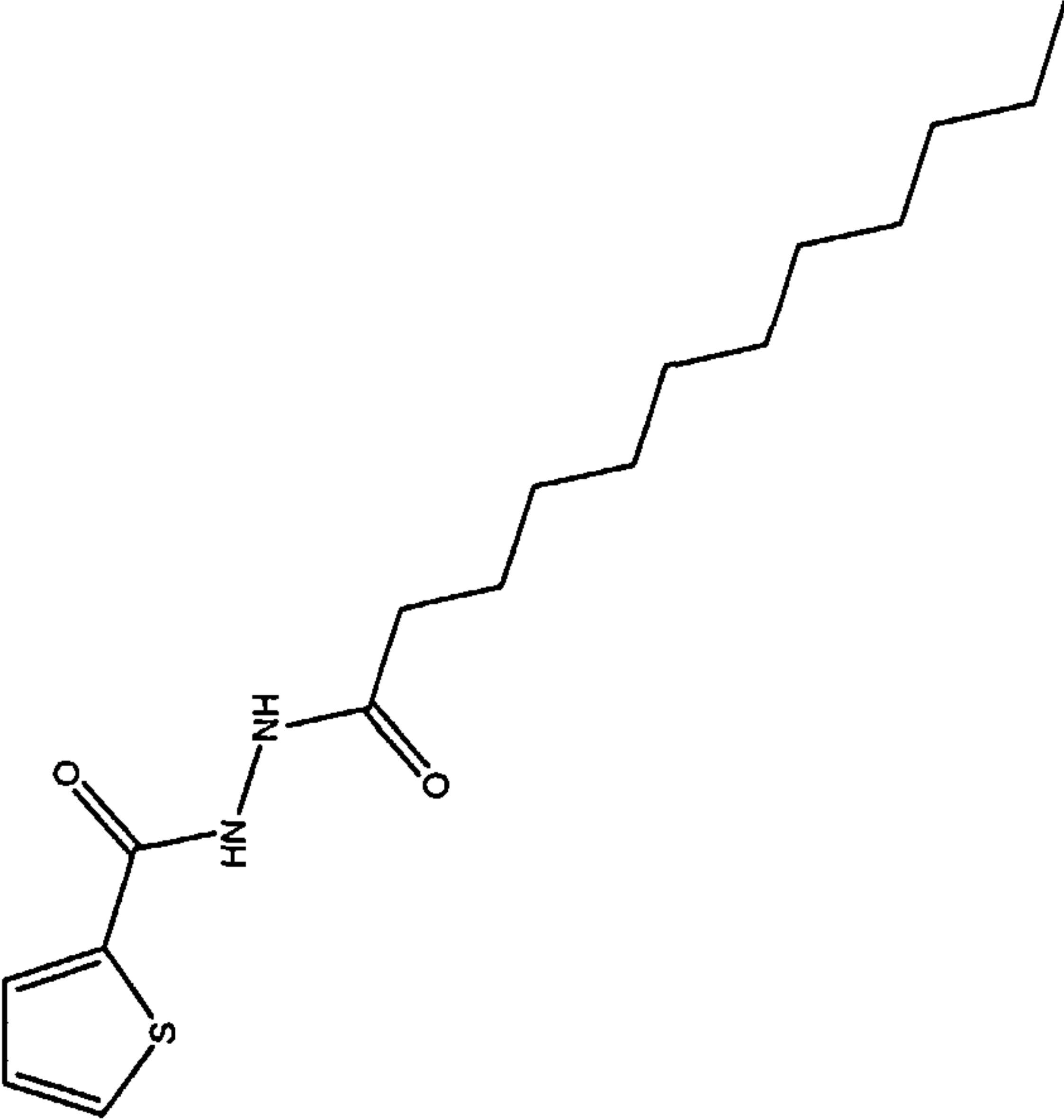
73		A	390	391 [M+H] <sup>+</sup>  389 [M-H] <sup>+</sup>	$\delta$ (CD <sub>3</sub> OD) = 1.28 (t, $J$ = 7.2 Hz, 3 H, NCH <sub>2</sub> CH <sub>3</sub> ), 2.10 (s, 3 H, CH <sub>3</sub> ), 4.20 (q, $J$ = 6.9 Hz, 2 H, NCH <sub>2</sub> CH <sub>3</sub> ), 6.94 (d, $J$ = 4.2 Hz, 1 H, H-4), 7.50 (d, $J$ = 4.2 Hz, 1 H, H-3)	+++
74		A	512	513 [M+H] <sup>+</sup>  511 [M-H] <sup>+</sup>	$\delta$ (DMSO-d <sub>6</sub> ) = 1.37 (t, $J$ = 7.2 Hz, 3 H, NCH <sub>2</sub> CH <sub>3</sub> ), 2.23 (s, 3 H, CH <sub>3</sub> ), 4.28 (q, $J$ = 7.2 Hz, 2 H, NCH <sub>2</sub> CH <sub>3</sub> ), 7.94 (s, 1 H, H-3), 10.75 (s, 1 H, NH), 11.09 (s, 1 H, NH)	+
75		TimTec	212	213 [M+H] <sup>+</sup>  211 [M-H] <sup>+</sup>	$\delta$ (CD <sub>3</sub> OD) = 0.90 (t, $J$ = 7.5 Hz, 3 H, CH <sub>3</sub> ), 1.60 (sext., $J$ = 7.5 Hz, 2 H, CH <sub>2</sub> ), 2.18 (t, $J$ = 7.2 Hz, 2 H, CH <sub>2</sub> ), 7.04 (dd, $J$ = 3.9, 5.1 Hz, 1 H, H-4), 7.60 (dd, $J$ = 3.9, 5.1 Hz, 1 H, H-3), 7.65 (dd, $J$ = 3.9, 5.1 Hz, 1 H, H-5)	+++

76		A	226	227 [M+H] <sup>+</sup>  225 [M-H] <sup>+</sup>	$\delta$ (CD <sub>3</sub> OD) = 1.01 (t, $J$ = 7.5 Hz, 3 H, CH <sub>3</sub> ), 1.71 (sext., $J$ = 7.5 Hz, 2 H, CH <sub>2</sub> ), 2.28 (t, $J$ = 7.5 Hz, 2 H, CH <sub>2</sub> ), 2.52 (s, 3 H, CH <sub>3</sub> ), 6.82 (d, $J$ = 3.9 Hz, 1 H, H-4), 7.57 (d, $J$ = 3.6 Hz, 1 H, H-3)	++
77		A	290	291 [M+H] <sup>+</sup>  289 [M-H] <sup>+</sup>	$\delta$ (CD <sub>3</sub> OD) = 0.90 (t, $J$ = 7.5 Hz, 3 H, CH <sub>3</sub> ), 1.59 (sext., $J$ = 7.8 Hz, 2 H, CH <sub>2</sub> ), 2.17 (t, $J$ = 7.5 Hz, 2 H, CH <sub>2</sub> ), 7.05 (d, $J$ = 3.9 Hz, 1 H, H-4), 7.43 (d, $J$ = 4.2 Hz, 1 H, H-3)	+++
78		A	318	319 [M+H] <sup>+</sup>	$\delta$ (DMSO-d <sub>6</sub> ) = 1.41 (m <sub>c</sub> , 2 H, H-3'), 1.56 (m <sub>c</sub> , 2 H, H-2'), 1.81 (m <sub>c</sub> , 2 H, H-4'), 2.17 (t, $J$ = 7.2 Hz, 2 H, H-1'), 3.52 (t, $J$ = 6.6 Hz, 2 H, H-5'), 7.16 (t, $J$ = 4.5 Hz, 1 H, H-4), 7.81 (d, $J$ = 4.2 Hz, 2 H, H-3 and H-5), 9.82 (s, 1 H, NH), 10.28 (s, 1 H, NH)	+++

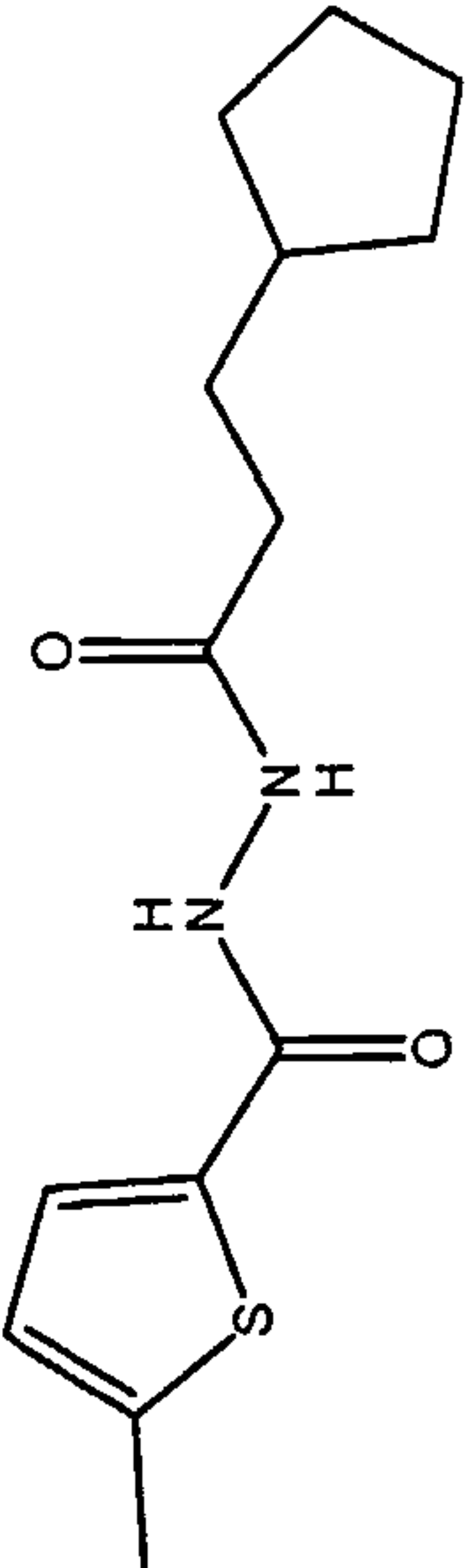
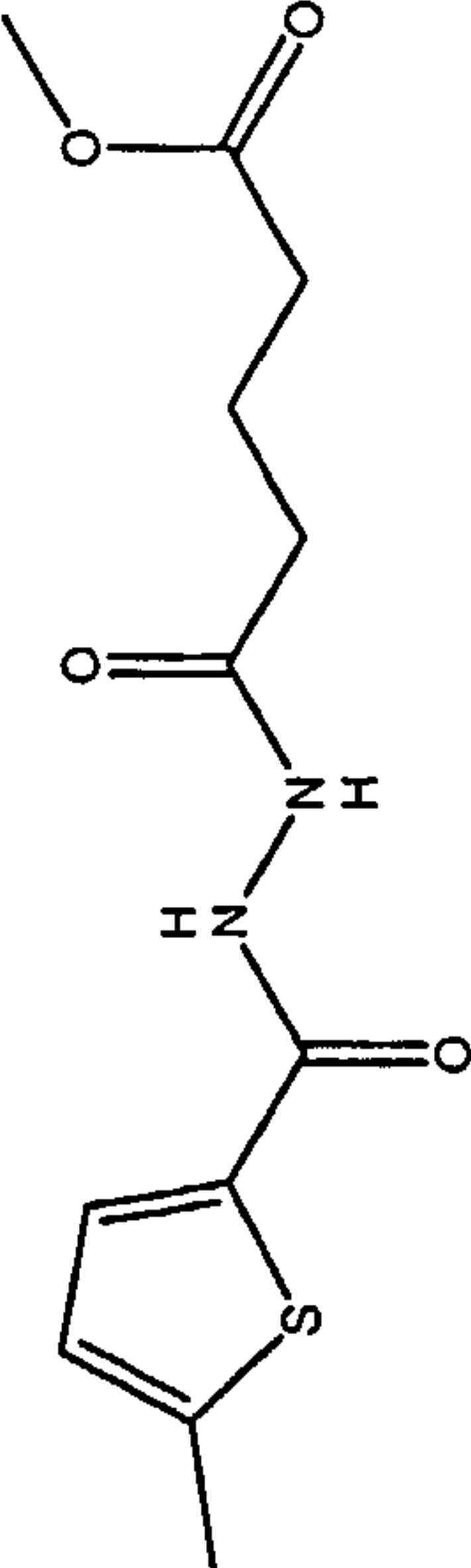
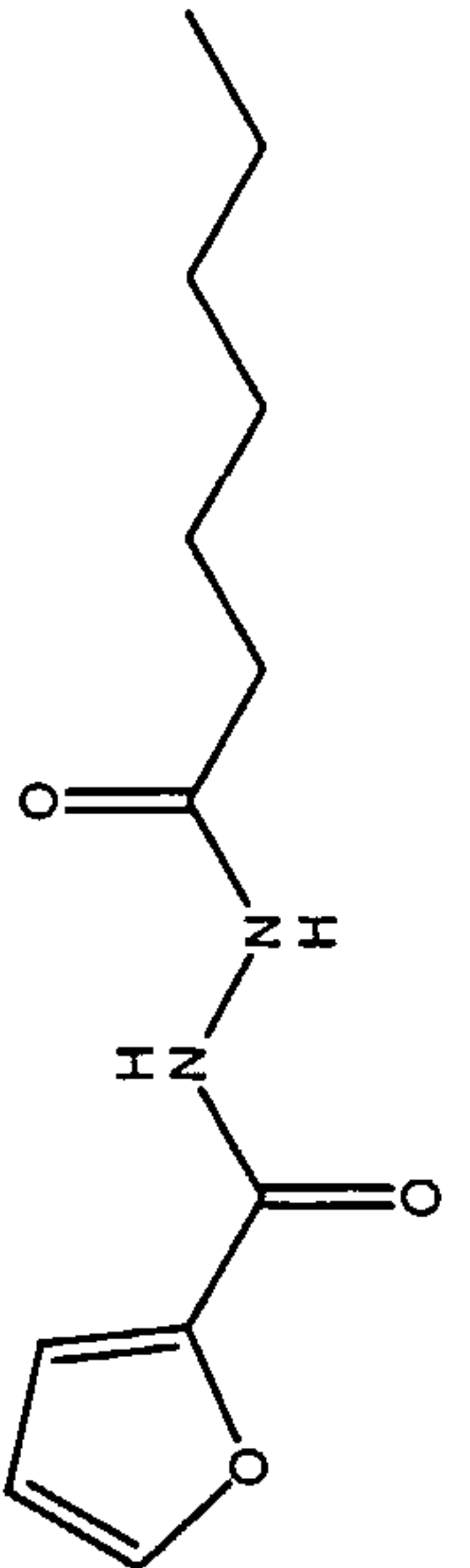


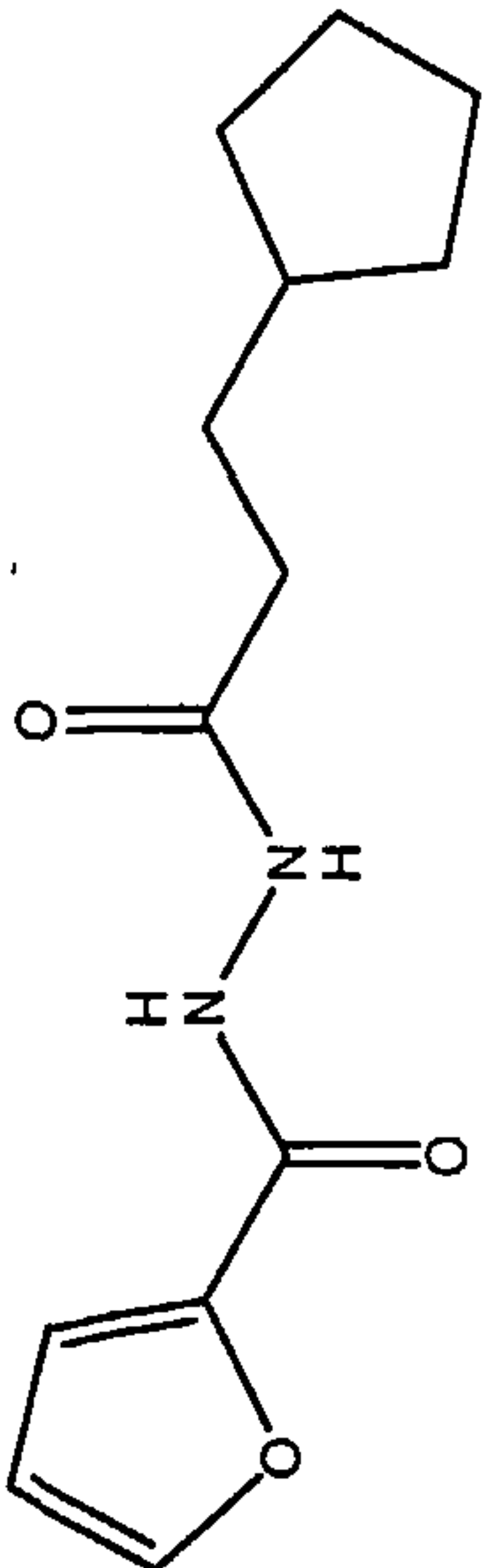
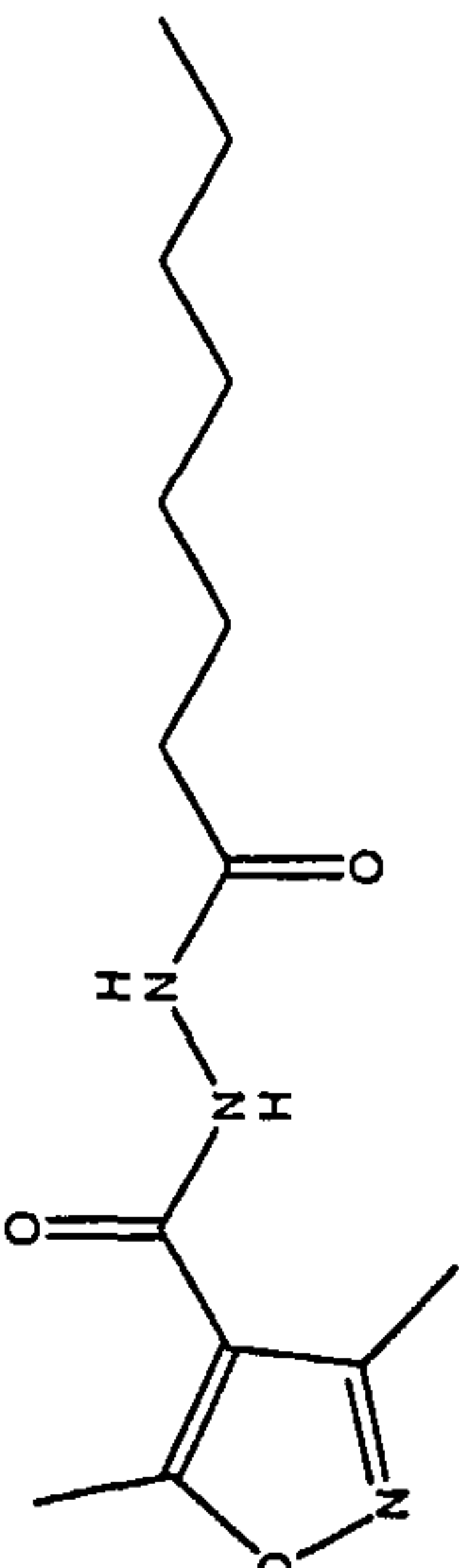
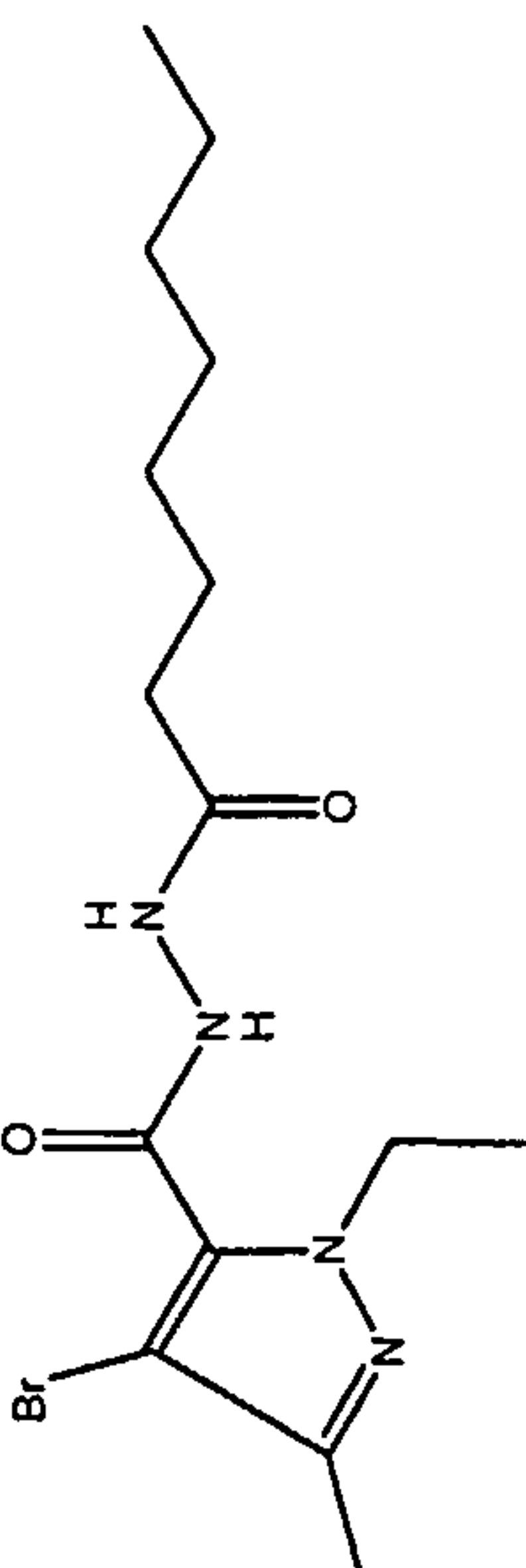
79		A	254	255 [M+H] <sup>+</sup>  253 [M-H] <sup>+</sup>	$\delta$ (DMSO-d <sub>6</sub> ) = 0.86 (t, $J$ = 6.9 Hz, 2 H, H-6'), 1.20-1.36 (m, 6 H, H-3', H-4' and H-5'), 1.53 (m <sub>c</sub> , 2 H, H-2'), 2.17 (t, $J$ = 7.2 Hz, 2 H, H-1'), 7.16 (t, $J$ = 4.5 Hz, 1 H, H-4), 7.80-7.84 (m, 2 H, H-3 and H-5), 9.79 (s, 1 H, NH), 10.27 (s, 1 H, NH)	+++
80		C	366	367 [M+H] <sup>+</sup>  365 [M-H] <sup>+</sup>	$\delta$ (CDCl <sub>3</sub> ) = 1.45 (m <sub>c</sub> , 1 H, H-3'), 1.68 (m <sub>c</sub> , 1 H, H-2'), 1.80 (m <sub>c</sub> , 1 H, H-4'), 2.17 (s, 3 H, CH <sub>3</sub> ), 2.35 (t, $J$ = 7.4 Hz, 1 H, H-1'), 3.33 (t, $J$ = 6.7 Hz, 1 H, H-5'), 7.19 (s, 1 H, H-5), 9.66 (d, $J$ = 6.4 Hz, 1 H, NH), 9.82 (d, $J$ = 6.3 Hz, 1 H, NH)	+++
81		C	302	303 [M+H] <sup>+</sup>  301 [M-H] <sup>+</sup>	$\delta$ (CDCl <sub>3</sub> ) = 0.80 (t, $J$ = 6.7 Hz, 1 H, H-6'), 1.18-1.28 (m, 3 H, H-3', H-4' and H-5'), 1.62 (m <sub>c</sub> , 1 H, H-2'), 2.16 (s, 3 H, CH <sub>3</sub> ), 2.31 (t, $J$ = 7.4 Hz, 1 H, H-1'), 7.19 (s, 1 H, H-5), 9.60 (d, $J$ = 6.5 Hz, 1 H, NH), 9.84 (d, $J$ = 6.4 Hz, 1 H, NH)	+++

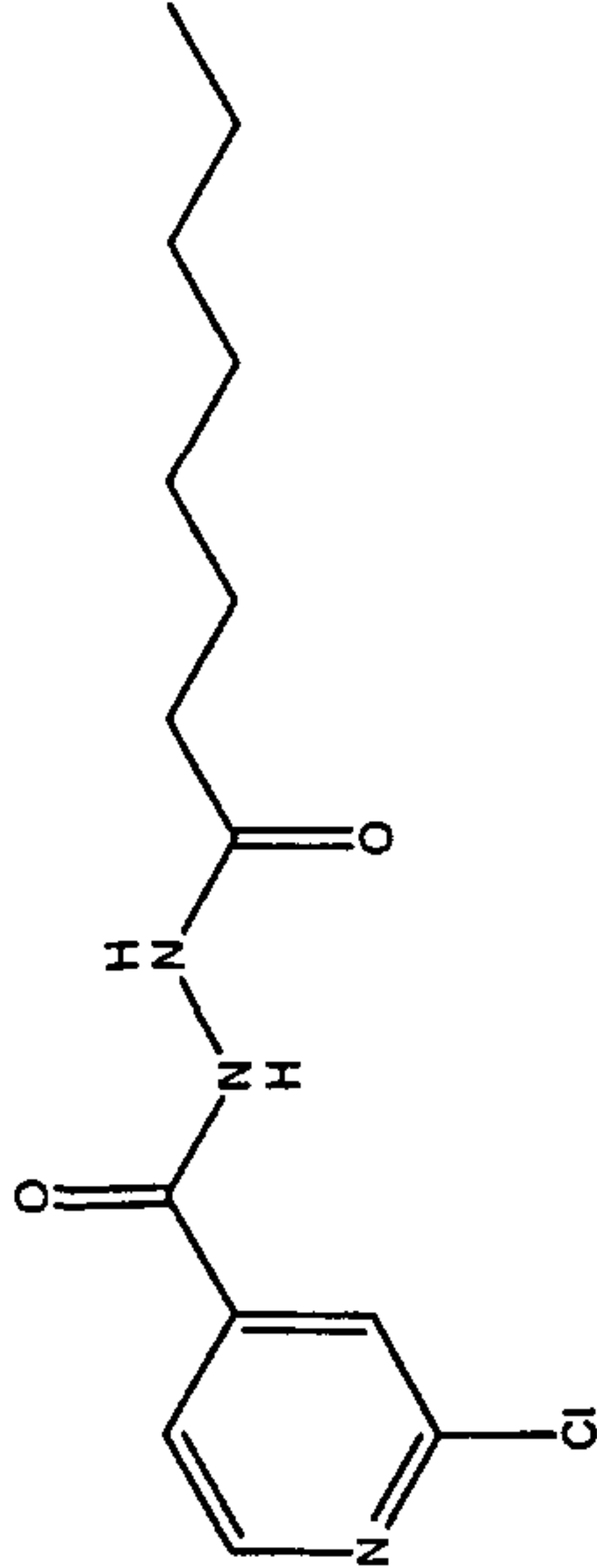
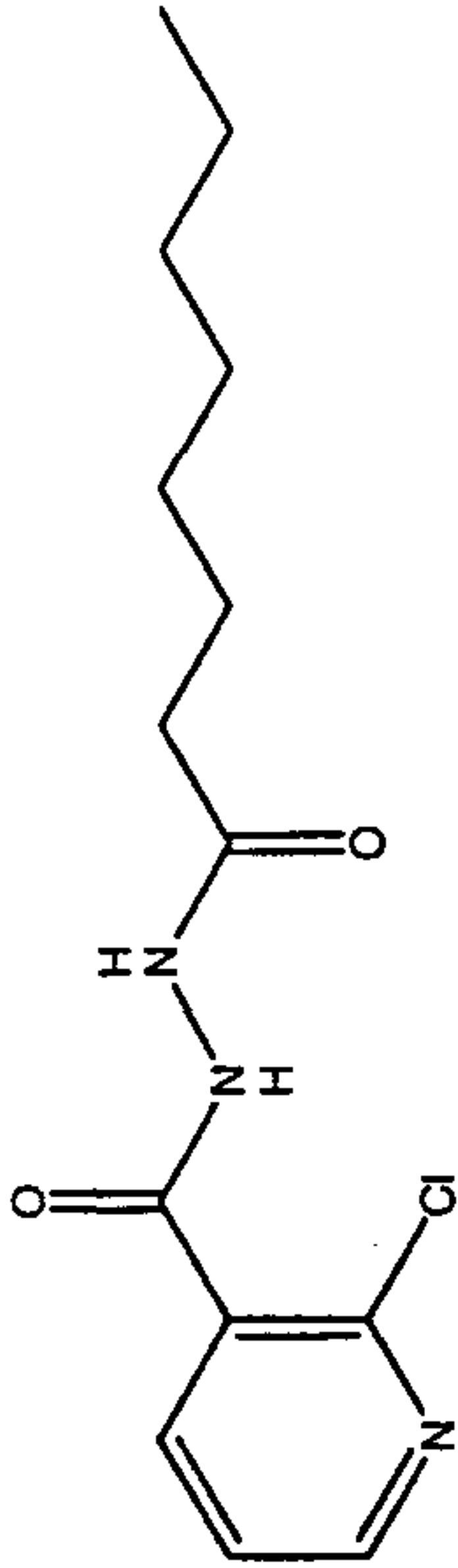
82		A	332	333 [M+H] <sup>+</sup>	$\delta$ (DMSO-d <sub>6</sub> ) = 1.41 (m <sub>c</sub> , 2 H, CH <sub>2</sub> ), 1.53 (m <sub>c</sub> , 2 H, CH <sub>2</sub> ), 1.79 (quint., <i>J</i> = 7.2 Hz, 2 H, CH <sub>2</sub> ), 2.16 (t, <i>J</i> = 7.2 Hz, 2 H, CH <sub>2</sub> ), 2.46 (s, 3 H, CH <sub>3</sub> ), 3.52 (t, <i>J</i> = 6.9 Hz, 2 H, CH <sub>2</sub> ), 6.85 (dd, <i>J</i> = 0.9, 4.8 Hz, 1 H, H-4), 7.61 (d, <i>J</i> = 3.9 Hz, 1 H, H-3), 9.77 (s, 1 H, NH), 10.16 (s, 1 H, NH)	+++
83		A	268	269 [M+H] <sup>+</sup>  267 [M-H] <sup>+</sup>	$\delta$ (DMSO-d <sub>6</sub> ) = 0.84 (t, <i>J</i> = 4.2 Hz, 3 H, CH <sub>3</sub> ), 1.24 (m <sub>c</sub> , 6 H, (CH <sub>2</sub> ) <sub>3</sub> ), 1.48 (quint., <i>J</i> = 7.2 Hz, 2 H, CH <sub>2</sub> ), 2.18 (t, <i>J</i> = 7.5 Hz, 2 H, CH <sub>2</sub> ), 2.46 (s, 3 H, CH <sub>3</sub> ), 6.85 (d, <i>J</i> = 3.9 Hz, 1 H, H-4), 7.60 (d, <i>J</i> = 3.3 Hz, 1 H, H-3), 9.74 (s, 1 H, NH), 10.14 (s, 1 H, NH)	+++
84		A	332	333 [M+H] <sup>+</sup>  331 [M-H] <sup>+</sup>	$\delta$ (CD <sub>3</sub> OD) = 0.82 (t, <i>J</i> = 6.9 Hz, 3 H, CH <sub>3</sub> ), 1.19-1.34 (m, 6 H, (CH <sub>2</sub> ) <sub>3</sub> ), 1.56 (quint., <i>J</i> = 7.2 Hz, 2 H, CH <sub>2</sub> ), 2.19 (t, <i>J</i> = 7.5 Hz, 2 H, CH <sub>2</sub> ), 7.05 (d, <i>J</i> = 4.2 Hz, 1 H, H-4), 7.43 (d, <i>J</i> = 4.2 Hz, 1 H, H-3)	+++

85		A	346	347 [M+H] <sup>+</sup>  345 [M-H] <sup>+</sup>	$\delta$ (DMSO-d <sub>6</sub> ) = 0.89 (t, <i>J</i> = 6.9 Hz, 3 H, CH <sub>3</sub> ), 1.30-1.37 (m, 8 H, (CH <sub>2</sub> ) <sub>4</sub> ), 1.57 (quint., <i>J</i> = 6.6 Hz, 2 H, CH <sub>2</sub> ), 2.19 (t, <i>J</i> = 7.5 Hz, 2 H, CH <sub>2</sub> ), 7.24 (d, <i>J</i> = 5.1 Hz, 1 H, H-4), 7.87 (d, <i>J</i> = 5.1 Hz, 1 H, H-5), 9.95-10.16 (br. s, 2 H, NH)	+++
86		A	324	325 [M+H] <sup>+</sup>  323 [M-H] <sup>+</sup>	$\delta$ (CD <sub>3</sub> OD) = 0.80 (t, <i>J</i> = 6.9 Hz, 3 H, CH <sub>3</sub> ), 1.14-1.32 (m, 16 H, (CH <sub>2</sub> ) <sub>8</sub> ), 1.57 (quint., <i>J</i> = 7.5 Hz, 2 H, CH <sub>2</sub> ), 2.20 (t, <i>J</i> = 7.5 Hz, 2 H, CH <sub>2</sub> ), 7.04 (dd, <i>J</i> = 3.9, 4.8 Hz, 1 H, H-4), 7.60 (dd, <i>J</i> = 0.9, 4.8 Hz, 1 H, H-3), 7.65 (dd, <i>J</i> = 1.2, 4.2 Hz, 1 H, H-5)	+++

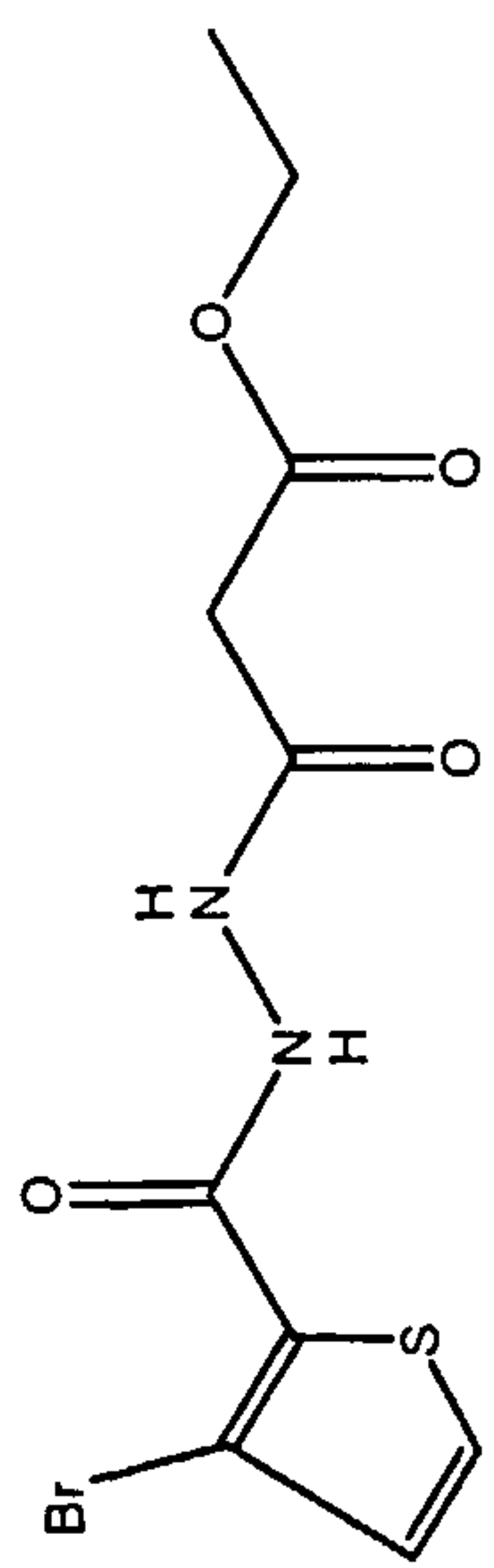
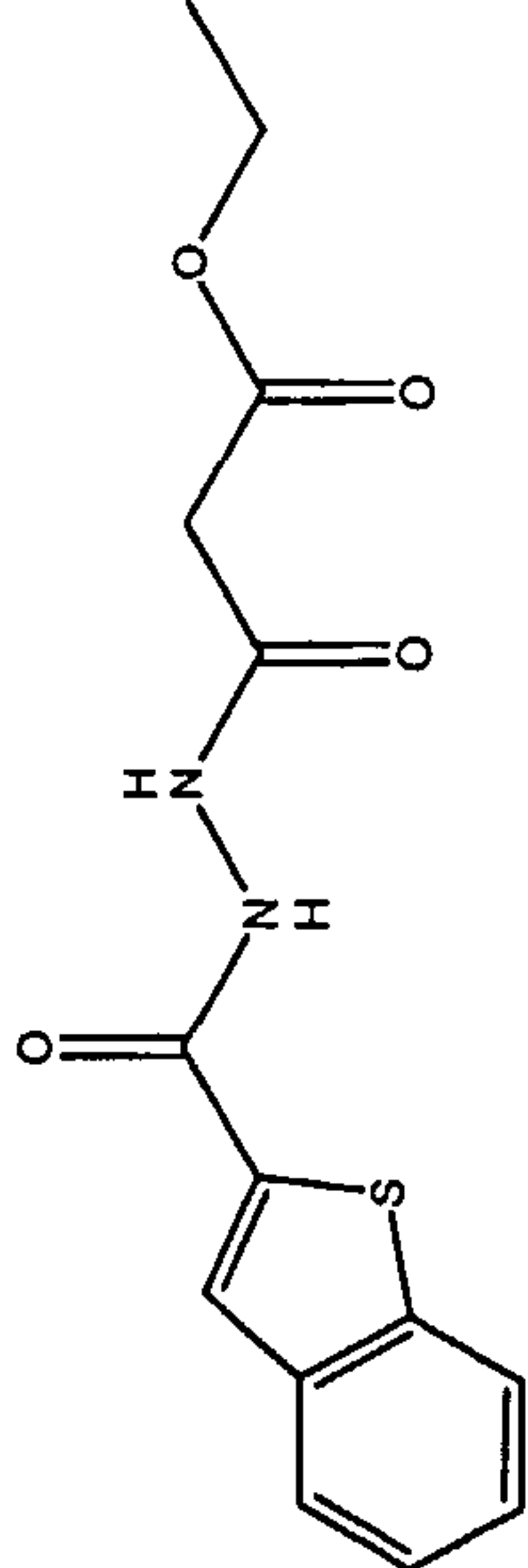
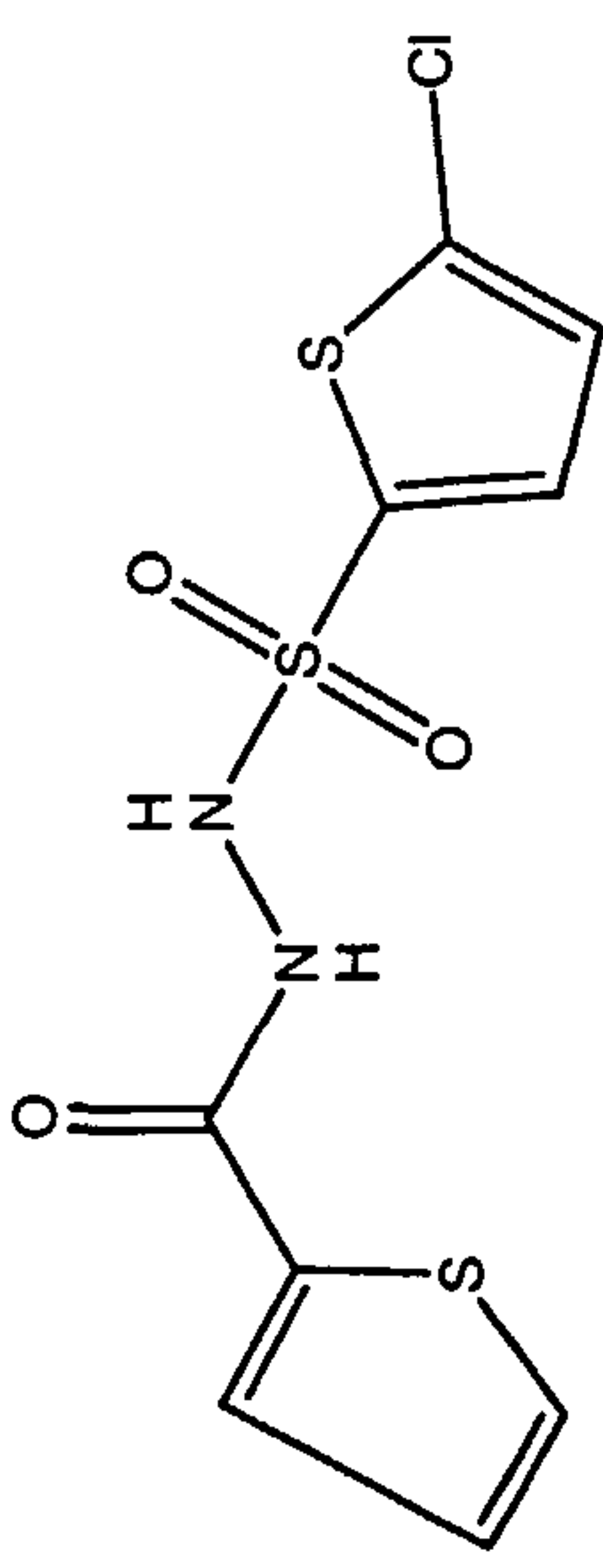


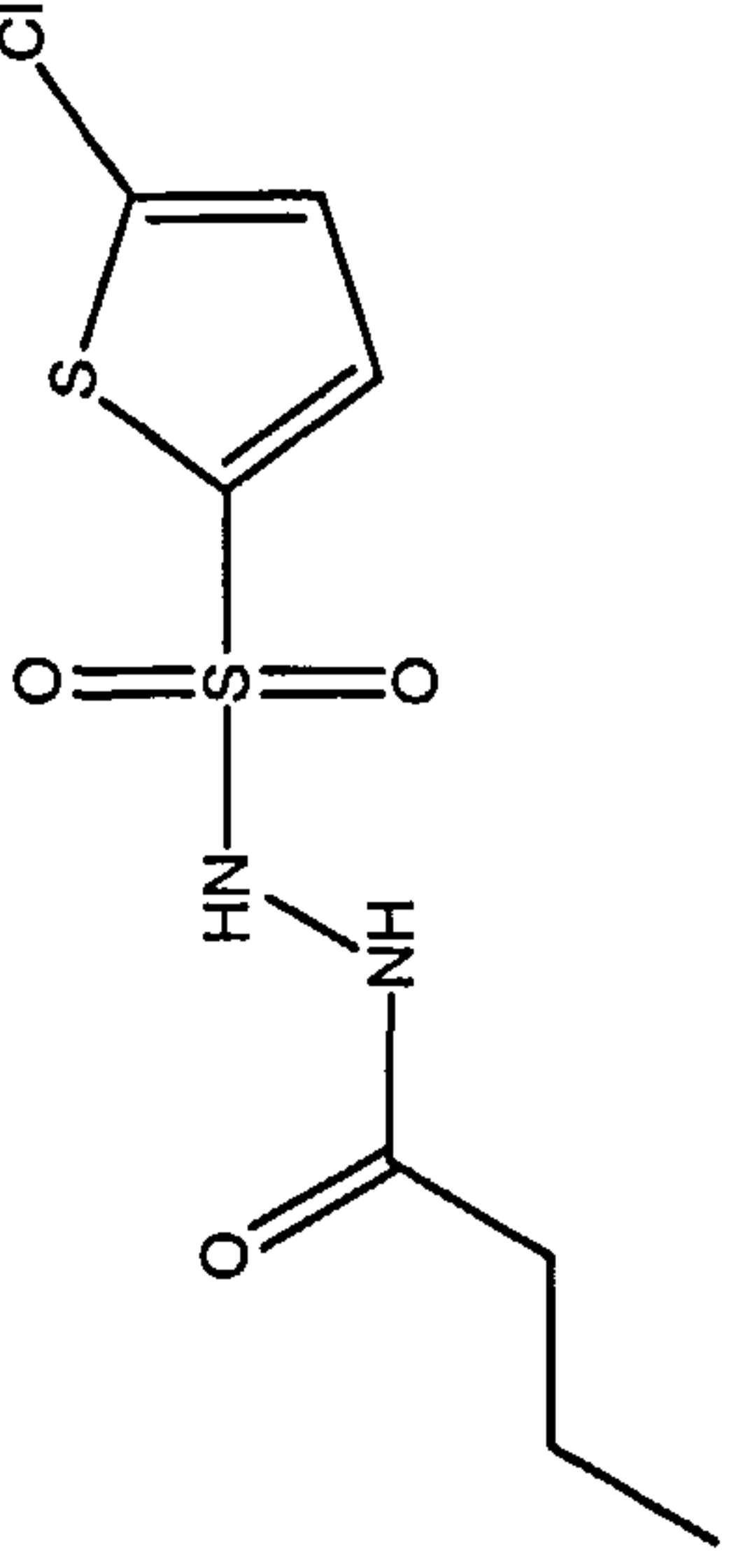
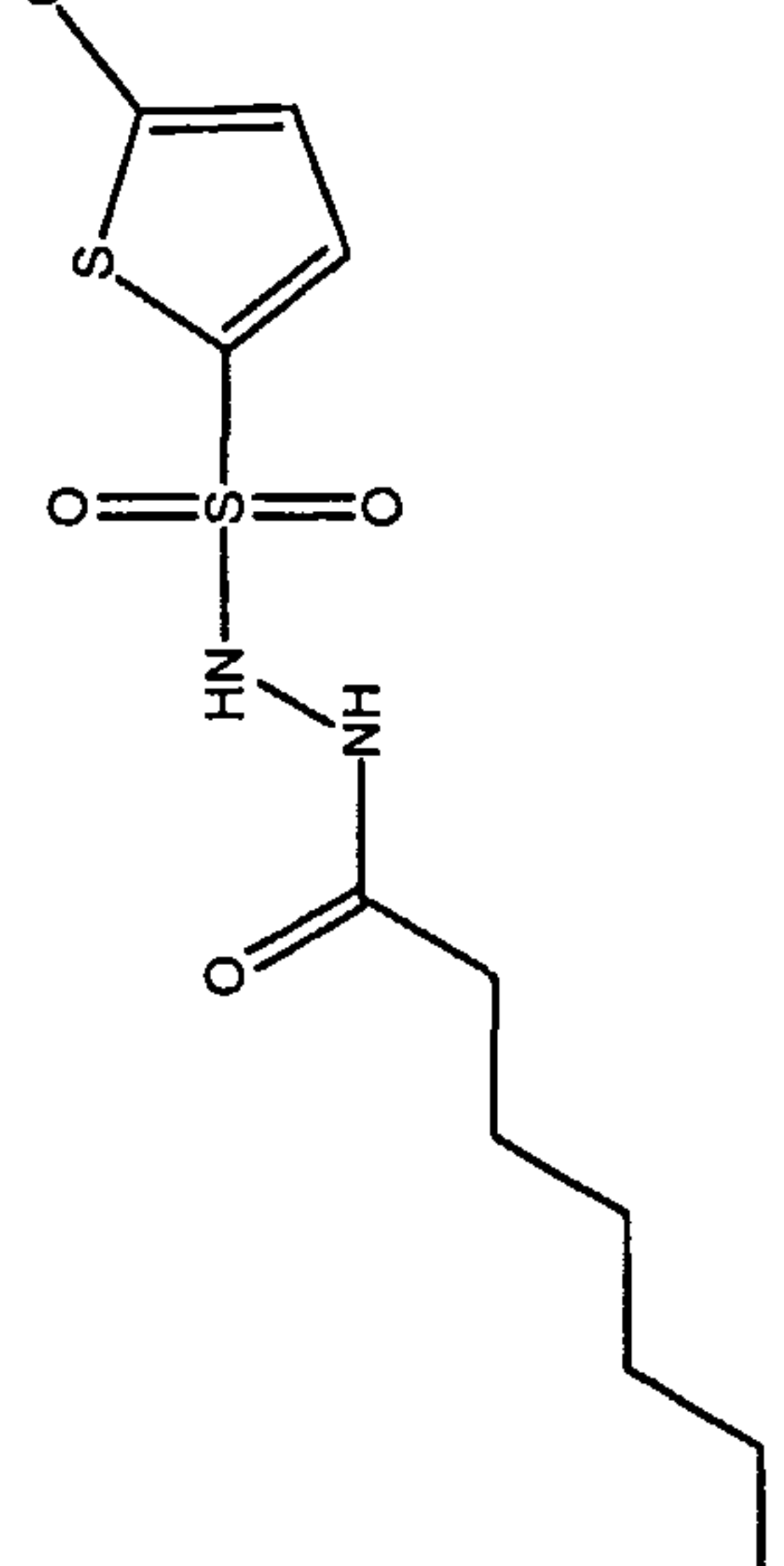
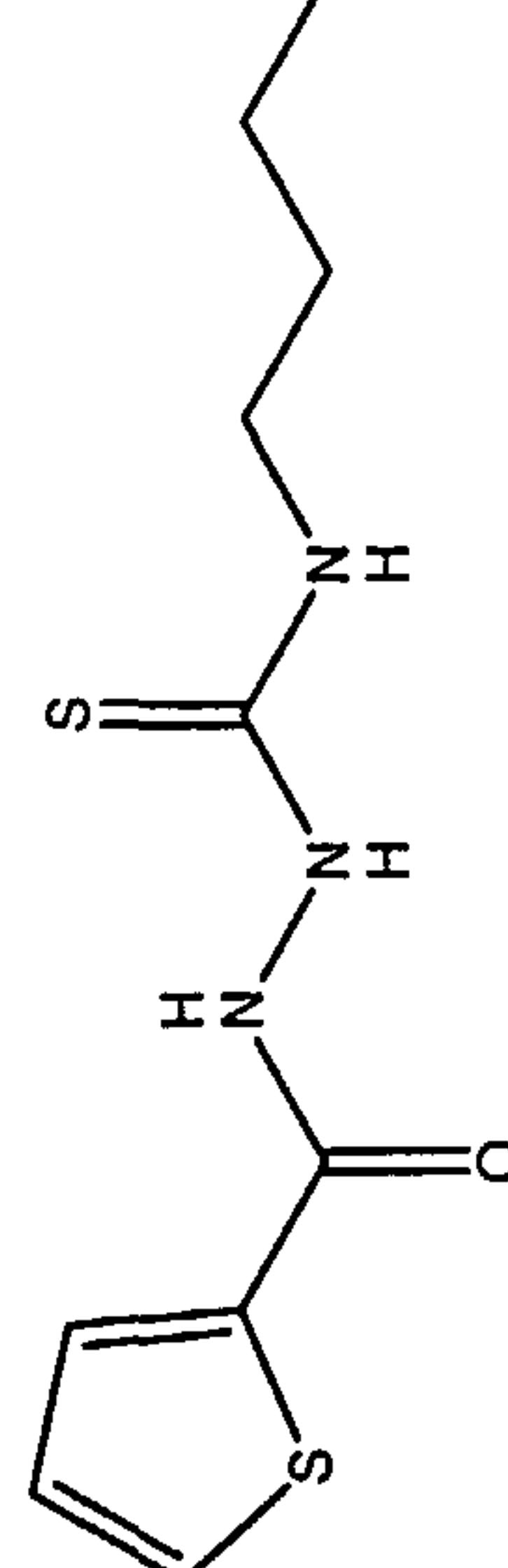
87		A	280	281 [M+H] <sup>+</sup>  279 [M-H] <sup>+</sup>	$\delta$ (DMSO-d <sub>6</sub> ) = 1.06 (m <sub>c</sub> , 2 H, CH <sub>2</sub> ), 1.50 (m <sub>c</sub> , 6 H, (CH <sub>2</sub> ) <sub>3</sub> ), 1.72 (m <sub>c</sub> , 3 H, CH and CH <sub>2</sub> ), 2.16 (t, <i>J</i> = 7.8 Hz, 2 H, CH <sub>2</sub> ), 2.46 (s, 3 H, CH <sub>3</sub> ), 6.65 (dd, <i>J</i> = 0.9, 3.9 Hz, 1 H, H-4), 7.61 (d, <i>J</i> = 3.6 Hz, 1 H, H-3), 9.75 (s, 1 H, NH), 10.14 (s, 1 H, NH)	+++
88		A	284	285 [M+H] <sup>+</sup>  283 [M-H] <sup>+</sup>	$\delta$ (CD <sub>3</sub> OD) = 1.96 (t, <i>J</i> = 7.2 Hz, 2 H, CH <sub>2</sub> ), 2.36 (t, <i>J</i> = 7.5 Hz, 2 H, CH <sub>2</sub> ), 2.44 (t, <i>J</i> = 7.5 Hz, 2 H, CH <sub>2</sub> ), 2.51 (s, 3 H, CH <sub>3</sub> ), 3.67 (s, 3 H, OCH <sub>3</sub> ), 6.82 (d, <i>J</i> = 3.9 Hz, 1 H, H-4), 7.57 (d, <i>J</i> = 3.6 Hz, 1 H, H-3)	+
89		A	238	239 [M+H] <sup>+</sup>  237 [M-H] <sup>+</sup>	$\delta$ (CD <sub>3</sub> OD) = 1.11 (t, <i>J</i> = 6.6 Hz, 3 H, CH <sub>3</sub> ), 1.47-1.63 (m, 6 H, (CH <sub>2</sub> ) <sub>3</sub> ), 1.86 (quint., <i>J</i> = 7.2 Hz, 2 H, CH <sub>2</sub> ), 2.48 (t, <i>J</i> = 7.5 Hz, 2 H, CH <sub>2</sub> ), 6.79 (br. s, 1 H, H-4), 7.39 (d, <i>J</i> = 3.6 Hz, 1 H, H-3), 7.88 (br. s, 1 H, H-5)	+++

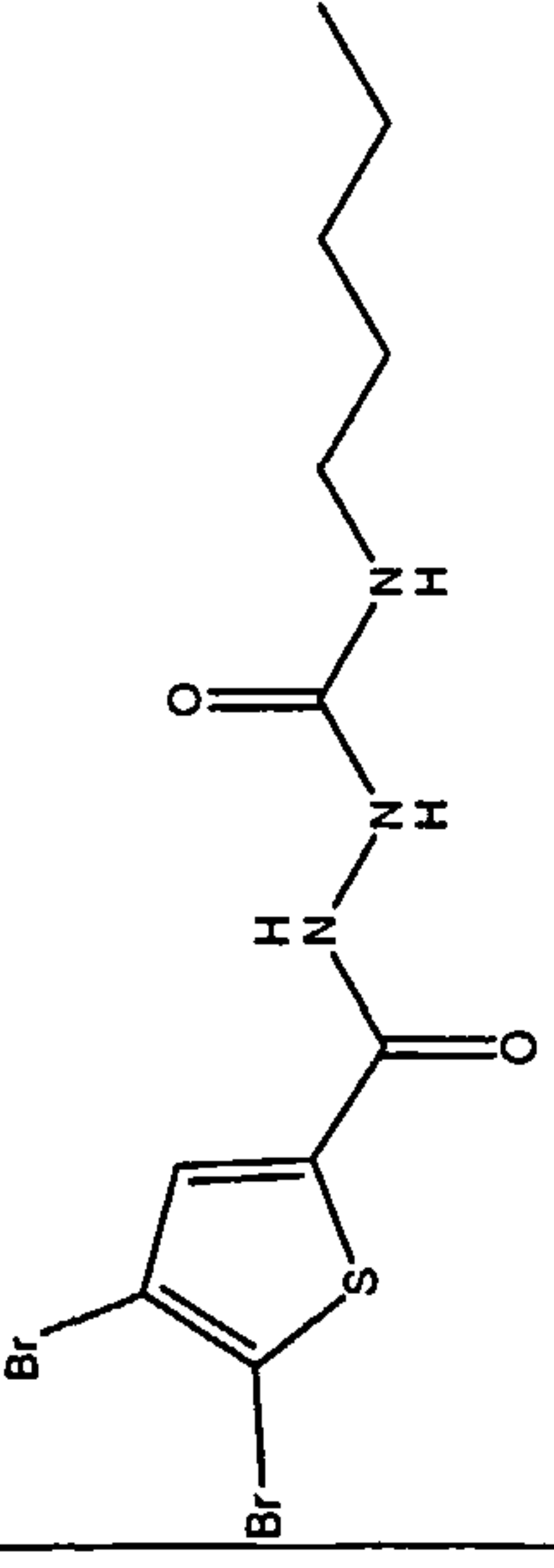
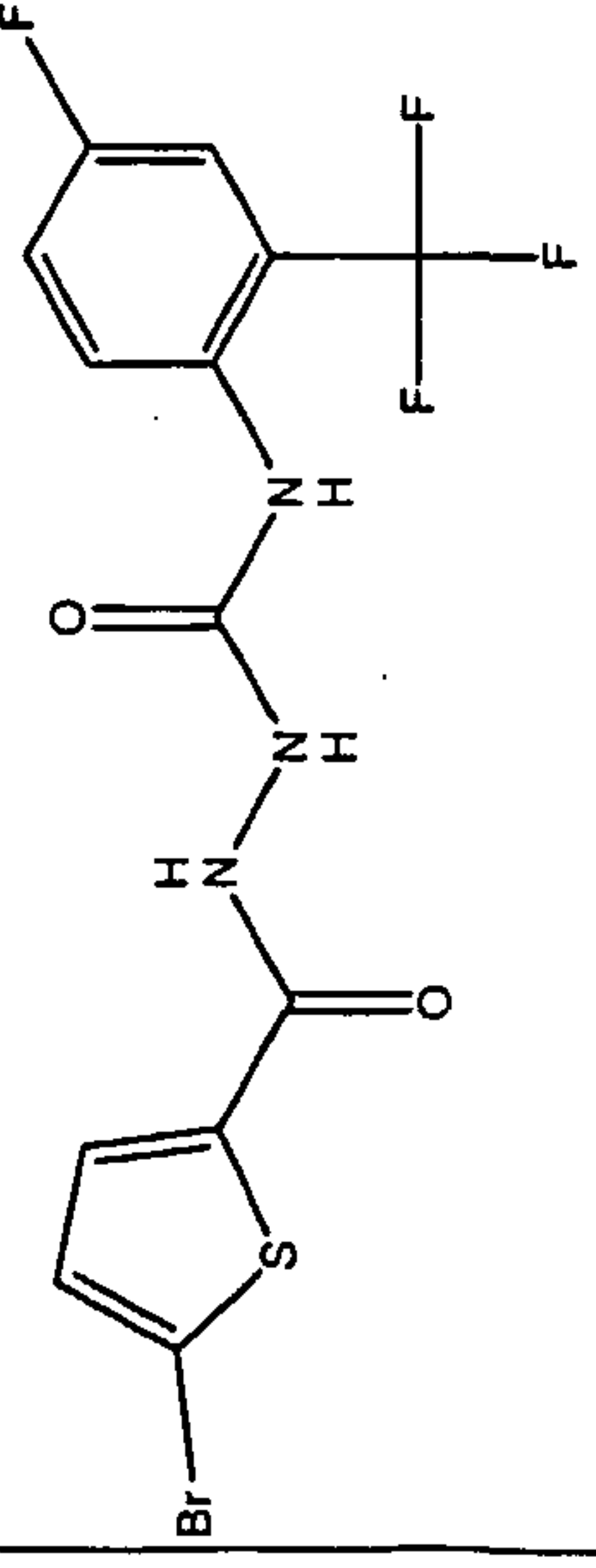
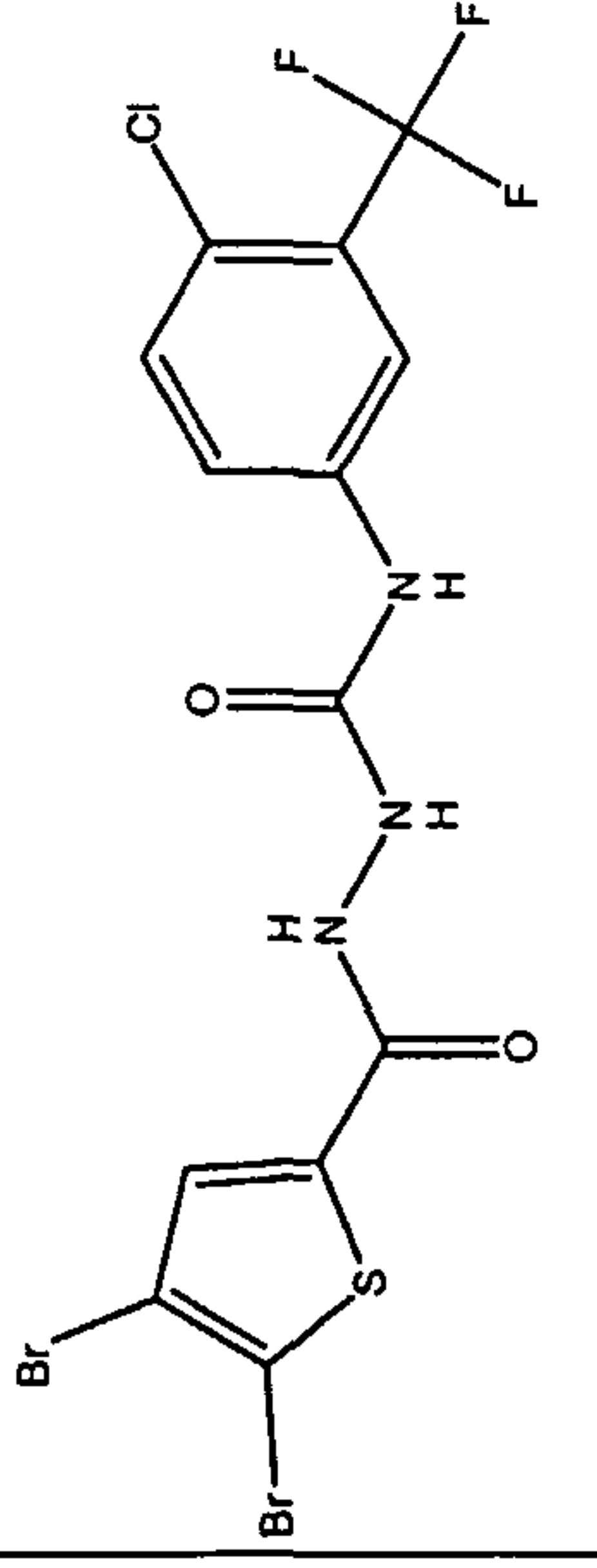
90		A	250	251 [M+H] <sup>+</sup>  249 [M-H] <sup>+</sup>	$\delta$ (DMSO-d <sub>6</sub> ) = 1.14 (m, 2 H, CH <sub>2</sub> ), 1.60 (m, 6 H, (CH <sub>2</sub> ) <sub>3</sub> ), 1.80 (m, 3 H, CH and CH <sub>2</sub> ), 2.23 (t, <i>J</i> = 7.2 Hz, 2 H, CH <sub>2</sub> ), 6.70 (dd, <i>J</i> = 1.8, 3.6 Hz, 1 H, H-4), 7.62 (d, <i>J</i> = 3.6 Hz, 1 H, H-3), 7.94 (d, <i>J</i> = 2.7 Hz, 1 H, H-5), 9.82 (s, 1 H, NH), 10.19 (s, 1 H, NH)	+++
91		A	281	282 [M+H] <sup>+</sup>  280 [M-H] <sup>+</sup>	$\delta$ (DMSO-d <sub>6</sub> ) = 0.75 (t, <i>J</i> = 6.9 Hz, 3 H, CH <sub>3</sub> ), 1.15-1.23 (m, 8 H, (CH <sub>2</sub> ) <sub>4</sub> ), 1.43 (quint., <i>J</i> = 6.9 Hz, 2 H, CH <sub>2</sub> ), 2.05 (t, <i>J</i> = 7.8 Hz, 2 H, CH <sub>2</sub> ), 2.17 (s, 3 H, CH <sub>3</sub> ), 2.42 (s, 3 H, CH <sub>3</sub> ), 9.71 (s, 1 H, NH), 9.76 (s, 1 H, NH)	+++
92		A	372	373 [M+H] <sup>+</sup>  371 [M-H] <sup>+</sup>	$\delta$ (DMSO-d <sub>6</sub> ) = 0.65 (t, <i>J</i> = 6.6 Hz, 3 H, CH <sub>3</sub> ), 0.97-1.12 (m, 11 H, NCH <sub>2</sub> CH <sub>3</sub> and (CH <sub>2</sub> ) <sub>4</sub> ), 1.33 (quint., <i>J</i> = 6.9 Hz, 2 H, CH <sub>2</sub> ), 1.92-1.97 (m, 5 H, CH <sub>3</sub> -3 and CH <sub>2</sub> ), 3.98 (q, <i>J</i> = 7.5 Hz, 2 H, NCH <sub>2</sub> ), 9.79 (s, 1 H, NH), 10.09 (s, 1 H, NH)	++

93		A	297	298 [M+H] <sup>+</sup>  296 [M-H] <sup>+</sup>	$\delta$ (DMSO-d <sub>6</sub> ) = 0.81 (t, <i>J</i> = 7.2 Hz, 3 H, CH <sub>3</sub> ), 1.16-1.27 (m, 8 H, (CH <sub>2</sub> ) <sub>4</sub> ), 1.48 (m <sub>c</sub> , 2 H, CH <sub>2</sub> ), 2.12 (t, <i>J</i> = 7.5 Hz, 2 H, CH <sub>2</sub> ), 7.71 (dd, <i>J</i> = 1.5, 5.1 Hz, 1 H, H-5), 7.80 (br. s, 1 H, H-3), 8.54 (d, <i>J</i> = 5.1 Hz, 1 H, H-6), 9.94 (s, 1 H, NH), 10.62 (s, 1 H, NH)	+++
94		A	297	298 [M+H] <sup>+</sup>  296 [M-H] <sup>+</sup>	$\delta$ (DMSO-d <sub>6</sub> ) = 0.94 (t, <i>J</i> = 7.2 Hz, 3 H, CH <sub>3</sub> ), 1.34-1.39 (m, 8 H, (CH <sub>2</sub> ) <sub>4</sub> ), 1.62 (quint., <i>J</i> = 6.9 Hz, 2 H, CH <sub>2</sub> ), 2.25 (t, <i>J</i> = 7.2 Hz, 2 H, CH <sub>2</sub> ), 7.61 (dd, <i>J</i> = 5.1, 7.8 Hz, 1 H, H-5), 7.98 (dd, <i>J</i> = 1.8, 7.5 Hz, 1 H, H-4), 8.59 (dd, <i>J</i> = 1.8, 4.5 Hz, 1 H, H-6), 10.12 (s, 1 H, NH), 10.47 (s, 1 H, NH)	+++

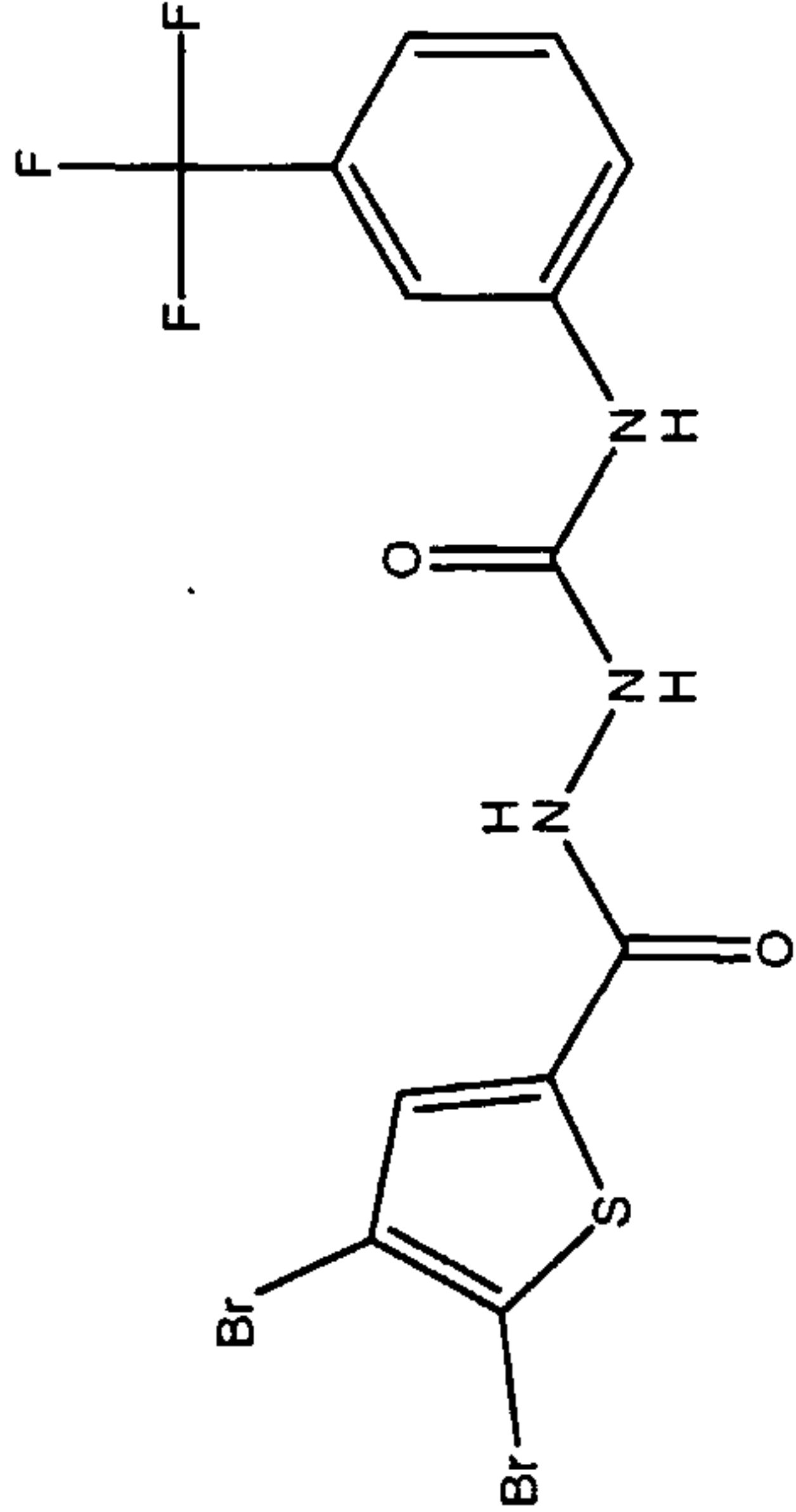
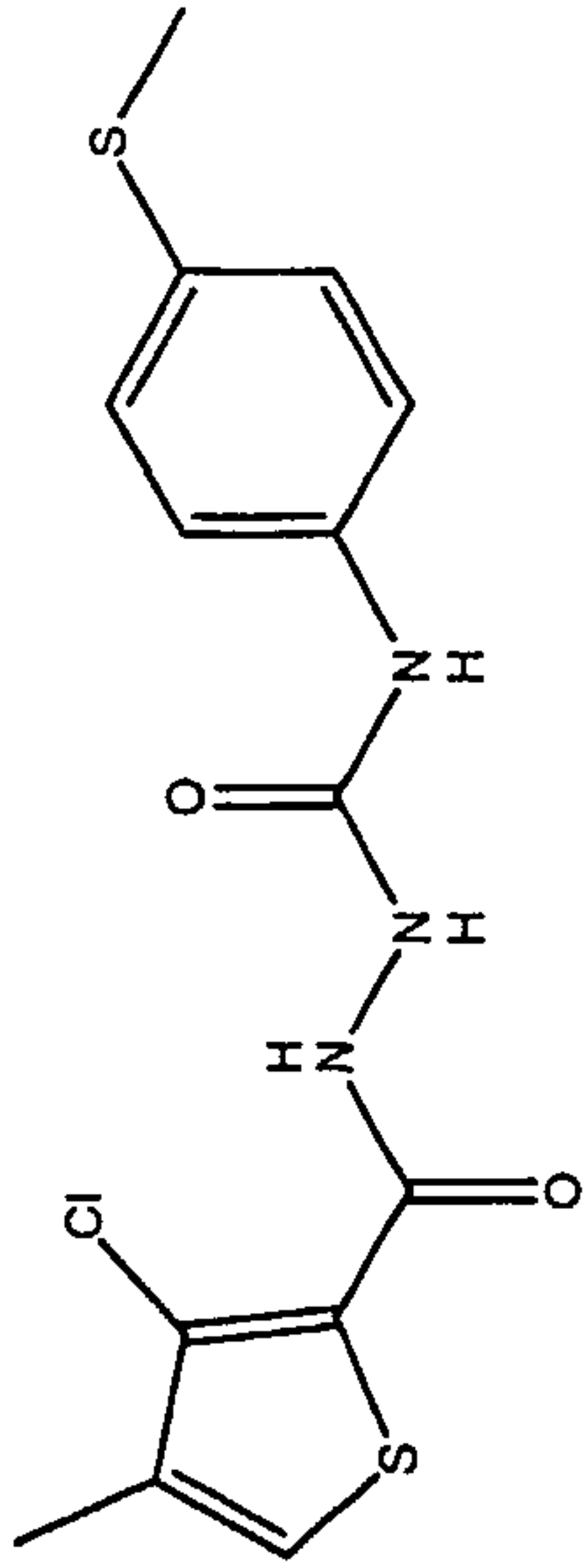
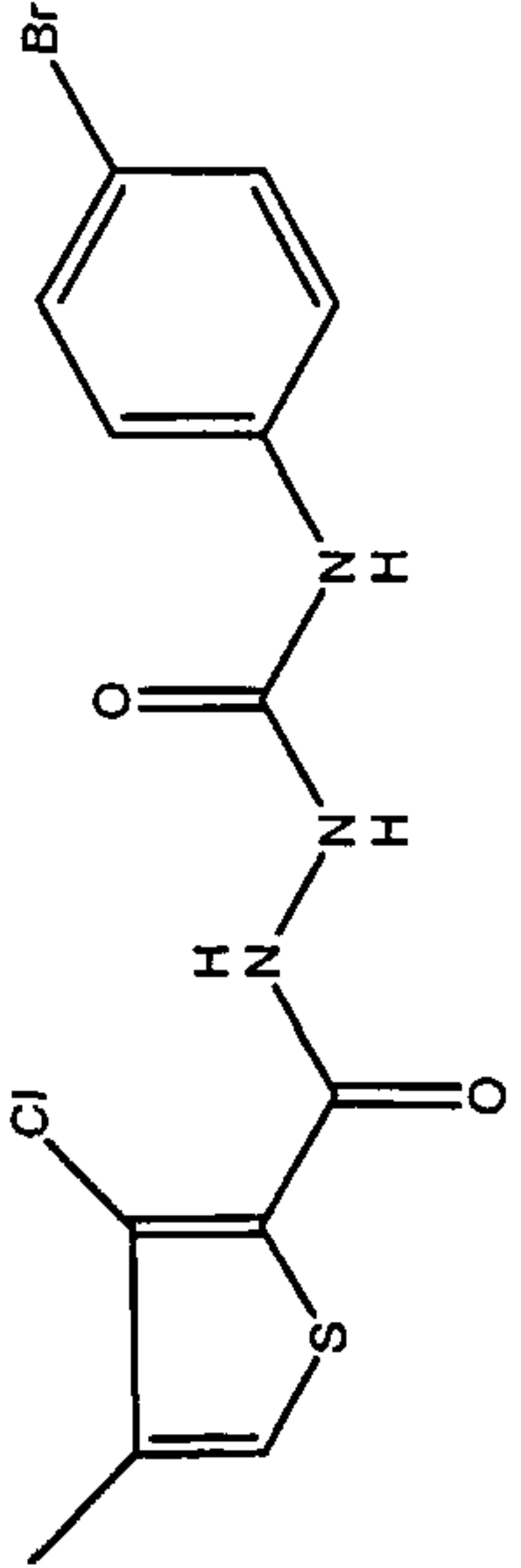


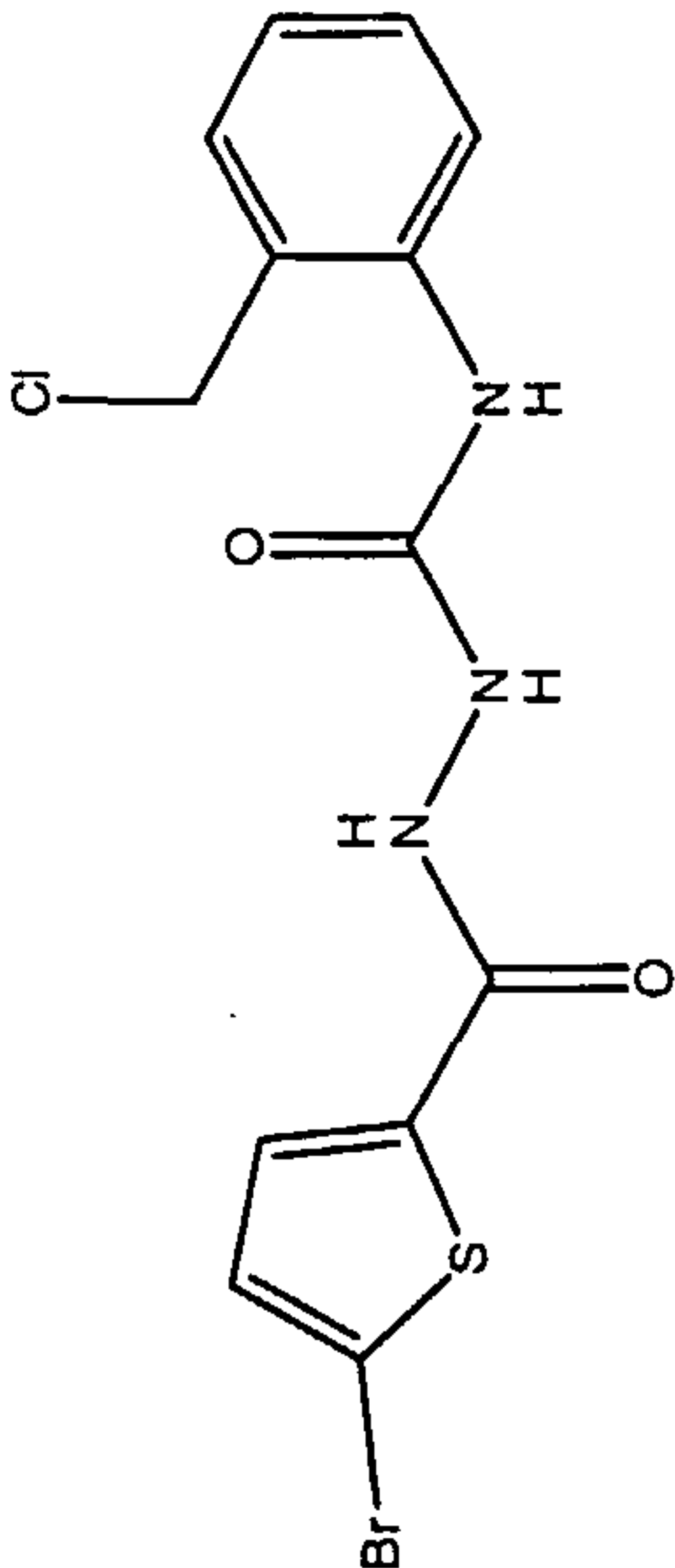
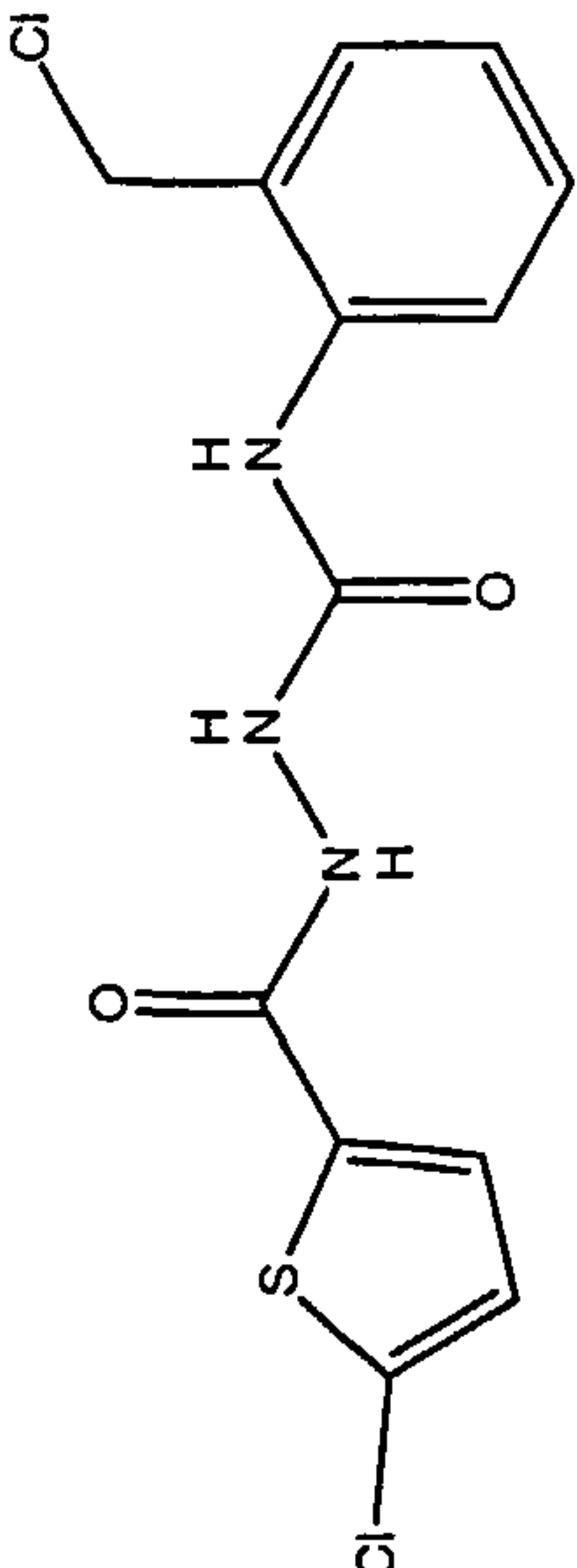
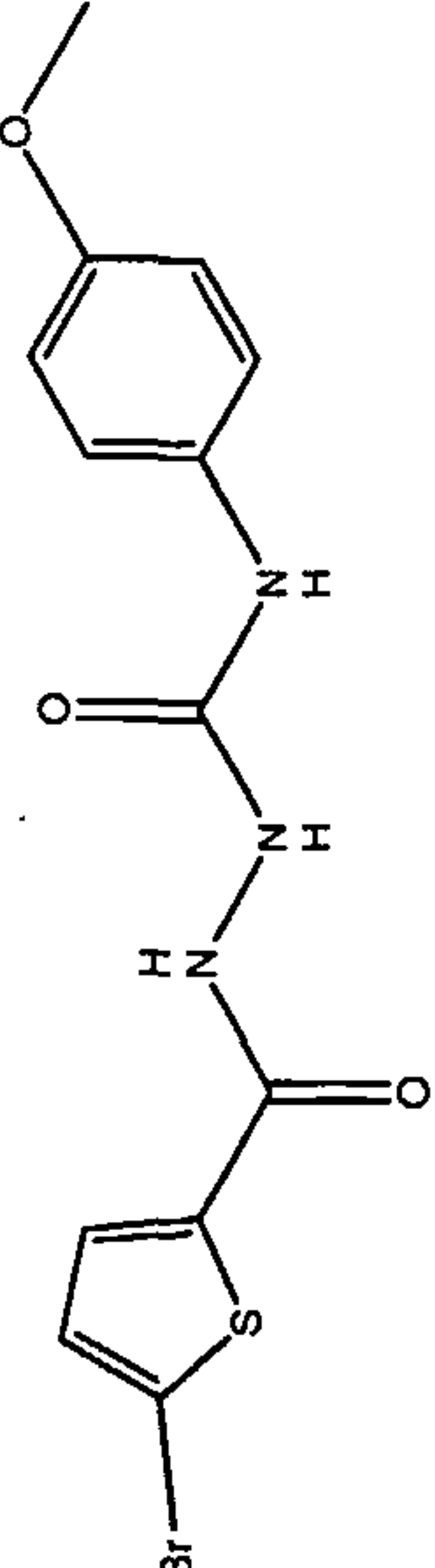
95		A	334	335 [M+H] <sup>+</sup>  333 [M-H] <sup>+</sup>	$\delta$ (DMSO-d <sub>6</sub> ) = 0.96 (t, <i>J</i> = 7.2 Hz, 3 H, CH <sub>3</sub> ), 3.09 (s, 2 H, CH <sub>2</sub> ), 3.86 (q, <i>J</i> = 7.2 Hz, 2 H, OCH <sub>2</sub> ), 6.97 (d, <i>J</i> = 5.4 Hz, 1 H, H-4), 7.60 (d, <i>J</i> = 5.1 Hz, 1 H, H-5), 10.05 (s, 2 H, NH)	+++
96		A	306	307 [M+H] <sup>+</sup>  305 [M-H] <sup>+</sup>	$\delta$ (DMSO-d <sub>6</sub> ) = 1.33 (t, <i>J</i> = 7.2 Hz, 3 H, CH <sub>3</sub> ), 3.49 (s, 2 H, CH <sub>2</sub> ), 4.24 (q, <i>J</i> = 7.2 Hz, 2 H, OCH <sub>2</sub> ), 7.55-7.64 (m, 2 H, CH <sub>ar</sub> ), 8.10 (d, <i>J</i> = 6.8 Hz, 1 H, CH <sub>ar</sub> ), 8.17 (d, <i>J</i> = 6.9 Hz, 1 H, CH <sub>ar</sub> ), 8.30 (s, 1 H, H-3), 10.39 (s, 1 H, NH), 10.92 (s, 1 H, NH)	++
97		A	322	323 [M+H] <sup>+</sup>  321 [M-H] <sup>+</sup>	$\delta$ (CD <sub>3</sub> OD) = 6.92 (d, <i>J</i> = 4.2 Hz, 1 H, CH <sub>ar</sub> ), 7.03 (d, <i>J</i> = 4.5 Hz, 1 H, CH <sub>ar</sub> ), 7.37 (d, <i>J</i> = 3.9 Hz, 1 H, CH <sub>ar</sub> ), 7.60 (d, <i>J</i> = 4.5 Hz, 1 H, CH <sub>ar</sub> ), 7.60 (d, <i>J</i> = 4.5 Hz, 2 H, CH <sub>ar</sub> )	+++

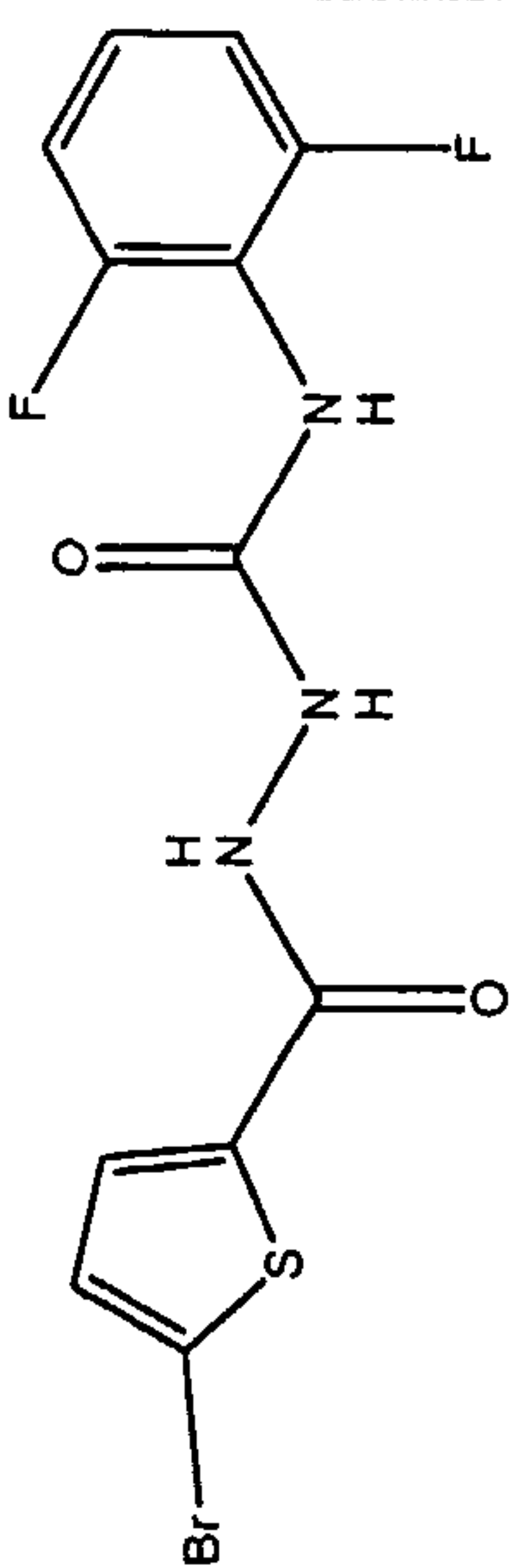
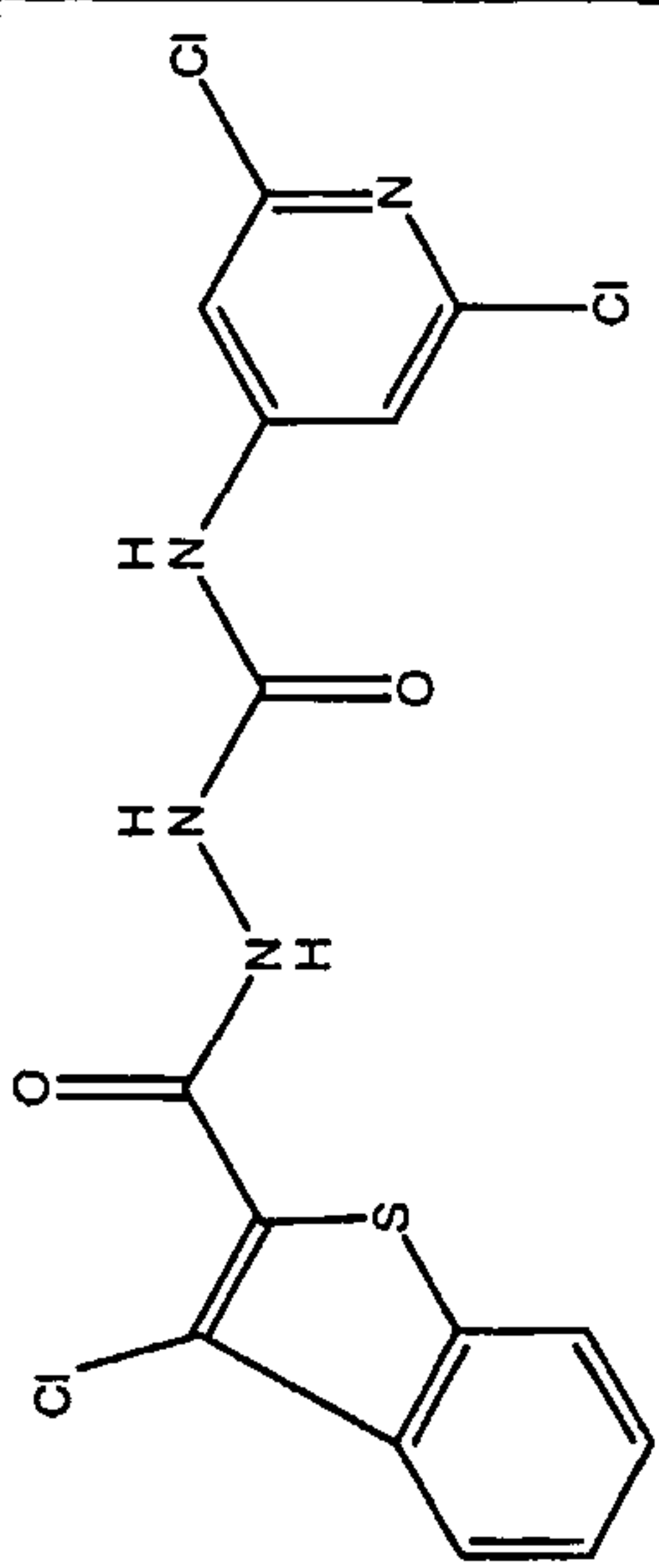
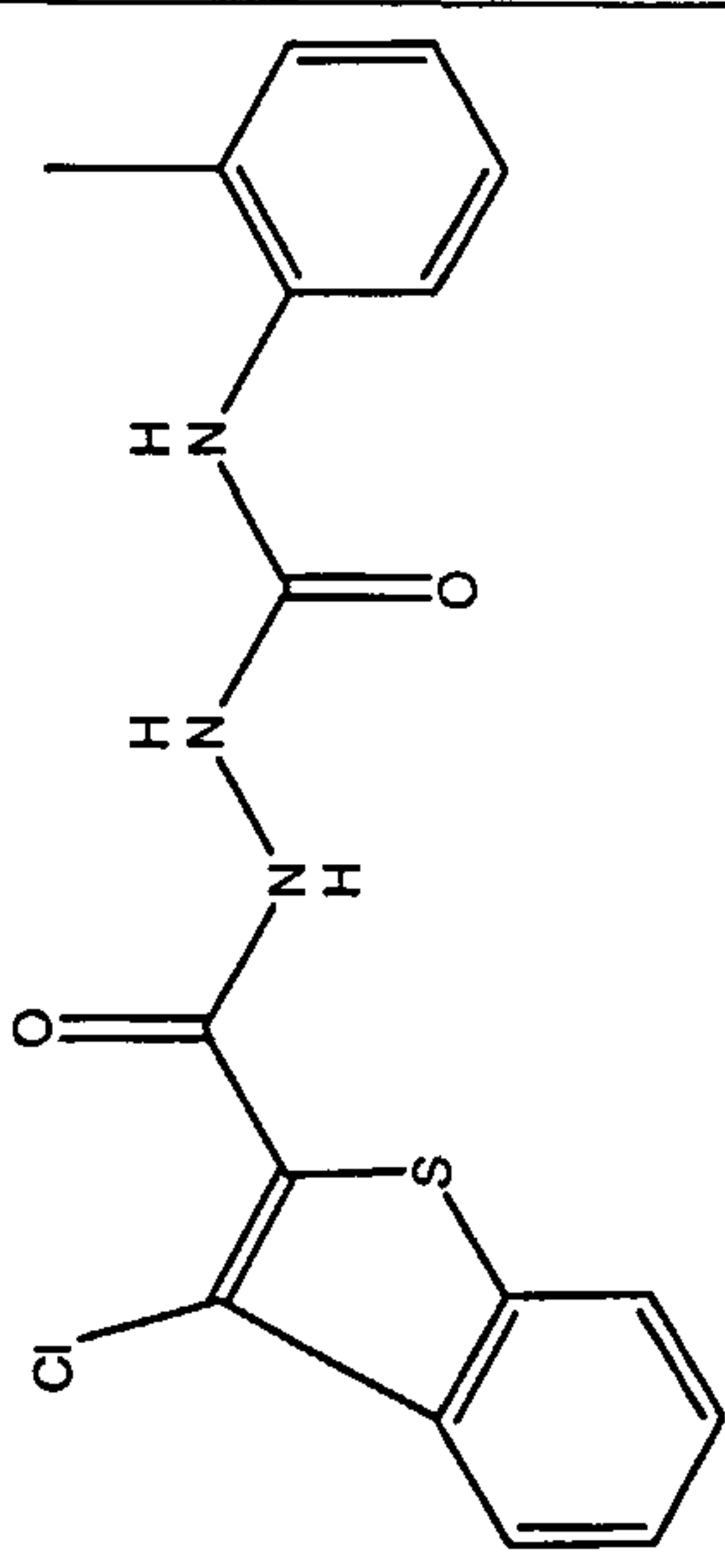
98		A	282	283 [M+H] <sup>+</sup>  281 [M-H] <sup>+</sup>	$\delta$ (CD <sub>3</sub> OD) = 0.78 (t, $J$ = 7.5 Hz, 3 H, CH <sub>3</sub> ), 1.44 (sext., $J$ = 7.5 Hz, 2 H, CH <sub>2</sub> ), 1.98 (t, $J$ = 7.5 Hz, 2 H, CH <sub>2</sub> ), 6.96 (d, $J$ = 3.9 Hz, 1 H, H-4), 7.37 (d, $J$ = 4.2 Hz, 1 H, H-3)	++
99		A	324	325 [M+H] <sup>+</sup>  323 [M-H] <sup>+</sup>	$\delta$ (CD <sub>3</sub> OD) = 0.80 (t, $J$ = 6.9 Hz, 3 H, CH <sub>3</sub> ), 1.12-1.25 (m, 6 H, (CH <sub>2</sub> ) <sub>3</sub> ), 1.40 (quint., $J$ = 7.2 Hz, 2 H, CH <sub>2</sub> ), 2.02 (t, $J$ = 7.5 Hz, 2 H, CH <sub>2</sub> ), 6.96 (d, $J$ = 4.2 Hz, 1 H, H-4), 7.37 (d, $J$ = 4.2 Hz, 1 H, H-3)	+
100		F	257	258 [M+H] <sup>+</sup>  256 [M-H] <sup>+</sup>	$\delta$ (CD <sub>3</sub> OD) = 0.82 (t, $J$ = 7.5 Hz, 3 H, CH <sub>3</sub> ), 1.25 (sext, $J$ = 7.5 Hz, 2 H, CH <sub>2</sub> ), 1.48 (quint., $J$ = 7.5 Hz, 2 H, CH <sub>2</sub> ), 3.45 (t, $J$ = 7.2 Hz, 2 H, CH <sub>2</sub> ), 7.06 (dd, $J$ = 3.9, 3.9 Hz, 1 H, H-4), 7.63 (dd, $J$ = 1.2, 4.8 Hz, 1 H, H-3), 7.69 (d, $J$ = 3.6 Hz, 1 H, H5)	+++

101		F	411	412 [M+H] <sup>+</sup>  410 [M-H] <sup>+</sup>	$\delta$ (DMSO-d <sub>6</sub> ) = 1.04 (t, $J$ = 7.2 Hz, 3 H, CH <sub>3</sub> ), 1.33-1.61 (m, 6 H, CH <sub>2</sub> ), 3.17 (q, $J$ = 6.3 Hz, 2 H, CH <sub>2</sub> ), 6.71 (s, 1 H, H-3), 7.97 (s, 1 H, NH), 8.08 (s, 1 H, NH), 10.44 (s, 1 H, NH)	+
102		F	425	426 [M+H] <sup>+</sup>  424 [M-H] <sup>+</sup>	$\delta$ (DMSO-d <sub>6</sub> ) = 7.32 (d, $J$ = 3.9 Hz, 1 H, H-4), 7.49-7.59 (m, 2 H, H-5' and H-6'), 7.66 (d, $J$ = 4.2 Hz, 1 H, H-3), 8.21 (s, 1 H, NH), 8.73 (s, 1 H, NH), 10.47 (s, 1 H, NH)	+
103		F	519	520 [M+H] <sup>+</sup>  518 [M-H] <sup>+</sup>	$\delta$ (DMSO-d <sub>6</sub> ) = 7.65 (d, $J$ = 8.7 Hz, 1 H, CH <sub>ar</sub> ), 7.85 (d, $J$ = 8.7 Hz, 1 H, CH <sub>ar</sub> ), 7.89 (s, 1 H, CH <sub>ar</sub> ), 8.13 (s, 1 H, H-3), 8.71 (s, 1 H, NH), 9.43 (s, 1 H, NH), 10.61 (s, 1 H, NH)	++



104		F	485	486 [M+H] <sup>+</sup>  484 [M-H] <sup>+</sup>	$\delta$ (DMSO-d <sub>6</sub> ) = 7.47 (d, J = 7.8 Hz, 1 H, CH <sub>ar</sub> ), 7.59 (t, J = 7.8 Hz, 1 H, CH <sub>ar</sub> ), 7.82 (d, J = 7.8 Hz, 1 H, CH <sub>ar</sub> ), 7.85 (s, 1 H, NH), 7.98-8.00 (br. s, 2 H, CH <sub>ar</sub> NH), 8.01 (s, 1 H, H-3), 10.58 (s, 1 H, NH)	+++
105		F	355	356 [M+H] <sup>+</sup>  354 [M-H] <sup>+</sup>	$\delta$ (DMSO-d <sub>6</sub> ) = 2.28 (s, 3 H, CH <sub>3</sub> ), 2.52 (s, 3 H, SCH <sub>3</sub> ), 7.29 (d, J = 8.7 Hz, 2 H, CH <sub>ar</sub> ), 7.52 (d, J = 8.7 Hz, 2 H, CH <sub>ar</sub> ), 7.69 (s, 1 H, H-5), 8.37 (s, 1 H, NH), 8.94 (s, 1 H, NH), 9.96 (s, 1 H, NH)	+++
106		F	387	388 [M+H] <sup>+</sup>  386 [M-H] <sup>+</sup>	$\delta$ (DMSO-d <sub>6</sub> ) = 2.24 (s, 3 H, CH <sub>3</sub> ), 7.48-7.53 (m, 4 H, CH <sub>ar</sub> ), 7.62 (s, 1 H, H-5), 8.54 (s, 1 H, NH), 9.19 (s, 1 H, NH), 9.97 (s, 1 H, NH)	+++

107		F	387	388 [M+H] <sup>+</sup>  386 [M-H] <sup>+</sup>	$\delta$ (DMSO-d <sub>6</sub> ) = 4.77 (s, 2 H, CH <sub>2</sub> ), 7.08 (t, <i>J</i> = 7.5 Hz, 1 H, CH <sub>ar</sub> ), 7.29 (d, <i>J</i> = 7.5 Hz, 1 H, CH <sub>ar</sub> ), 7.33 (d, <i>J</i> = 3.9 Hz, 1 H, H-4), 7.42 (d, <i>J</i> = 7.5 Hz, 1 H, CH <sub>ar</sub> ), 7.65-7.70 (m, 2 H, H-3 and CH <sub>ar</sub> ), 8.31 (s, 1 H, NH), 8.61 (s, 1 H, NH), 10.48 (s, 1 H, NH)	+++
108		F	343	344 [M+H] <sup>+</sup>  342 [M-H] <sup>+</sup>	$\delta$ (DMSO-d <sub>6</sub> ) = 4.82 (s, 2 H, CH <sub>2</sub> ), 7.13 (t, <i>J</i> = 6.9 Hz, 1 H, CH <sub>ar</sub> ), 7.28 (d, <i>J</i> = 4.2 Hz, 1 H, H-4), 7.36 (d, <i>J</i> = 7.5 Hz, 1 H, CH <sub>ar</sub> ), 7.46 (d, <i>J</i> = 7.5 Hz, 1 H, CH <sub>ar</sub> ), 7.71 (d, <i>J</i> = 8.4 Hz, 1 H, CH <sub>ar</sub> ), 7.79 (d, <i>J</i> = 3.9 Hz, 1 H, H-3), 8.38 (s, 1 H, NH), 8.68 (s, 1 H, NH), 10.55 (s, 1 H, NH)	+++
109		F	369	370 [M+H] <sup>+</sup>  368 [M-H] <sup>+</sup>	$\delta$ (DMSO-d <sub>6</sub> ) = 3.55 (s, 3 H, OCH <sub>3</sub> ), 6.69 (d, <i>J</i> = 7.5 Hz, 2 H, CH <sub>ar</sub> ), 7.17-7.24 (m, 3 H, CH <sub>ar</sub> ), 7.53 (br. s, 1 H, CH <sub>ar</sub> ), 7.97 (s, 1 H, NH), 8.53 (s, 1 H, NH), 10.19 (s, 1 H, NH)	+

110		F	375	376 [M+H] <sup>+</sup>  374 [M-H] <sup>+</sup>	$\delta$ (DMSO-d <sub>6</sub> ) = 7.15-7.20 (m, 2 H, CH <sub>ar</sub> ), 7.33-7.41 (m, 2 H, CH <sub>ar</sub> ), 7.69 (br. s, 1 H, CH <sub>ar</sub> ), 8.47 (s, 1 H, NH), 8.59 (s, 1 H, NH), 10.52 (s, 1 H, NH)	+
111		F	414	415 [M+H] <sup>+</sup>  413 [M-H] <sup>+</sup>	$\delta$ (DMSO-d <sub>6</sub> ) = 7.71-7.75 (m, 4 H, CH <sub>ar</sub> ), 8.02 (t, J = 4.2 Hz, 1 H, CH <sub>ar</sub> ), 8.24 (t, J = 5.1 Hz, 1 H, CH <sub>ar</sub> ), 9.23 (br. s, 1 H, NH), 9.97 (br. s, 1 H, NH), 10.46 (br. s, 1 H, NH)	+
112		F	359	360 [M+H] <sup>+</sup>  358 [M-H] <sup>+</sup>	$\delta$ (DMSO-d <sub>6</sub> ) = 2.19 (s, 3 H, CH <sub>3</sub> ), 6.88 (t, J = 8.7 Hz, 1 H, CH <sub>ar</sub> ), 7.05-7.13 (m, 2 H, CH <sub>ar</sub> ), 7.49-7.54 (m, 2 H, CH <sub>ar</sub> ), 7.72 (d, J = 6.3 Hz, 1 H, CH <sub>ar</sub> ), 7.82 (d, J = 6.3 Hz, 1 H, CH <sub>ar</sub> ), 8.03 (d, J = 6.9 Hz, 1 H, CH <sub>ar</sub> ), 8.10 (s, 1 H, NH), 8.50 (s, 1 H, NH), 10.26 (s, 1 H, NH)	+

\* +++: 1-50  $\mu$ M; ++: 50-100  $\mu$ M; +: 100-200  $\mu$ M

- not determined



## 2. Biosensor Assay

Quorum sensing inhibition of the compounds was investigated with the aid of the bioluminescent sensor strain *Escherichia coli* MT102 (pSB403) (Winson *et al.*, *FEMS Microbiol. Lett.* 163:185-92, 1998). Plasmid pSB403 contains the *Photobacterium fischeri* *luxR* gene together with the *luxI* promoter region as a transcriptional fusion to the bioluminescence genes *luxCDABE* of *Photorhabdus luminescence*. Although *E. coli* pSB403 exhibits the highest sensitivity for the *Photobacterium fischeri* quorum sensing signal *N*-(3-oxohexanoyl) homoserine lactone (3-oxo-C6-HSL), a wide range of other HSL molecules are detected by the sensor (Winson *et al.*, *FEMS Microbiol. Lett.* 163:185-92, 1998; Geisenberger *et al.*, *FEMS Microbiol. Lett.* 184:273-8, 2000).

Inhibitory studies were conducted in a microtitre dish assay as follows: the *E. coli* sensor strain grown over night in LB medium (Sambrook *et al.*, *Molecular Cloning: A Laboratory Manual*, 2<sup>nd</sup> Edn. Cold Spring Harbor Laboratory, New York, 1989) was diluted 1:4 and grown for another 1 hour at 30°C. After addition of 3-oxo-C6-HSL (final concentration 100 nM) 100 µl of an exponential culture suspension were filled in the wells of a FluoroNunc Polysorp microtitre dish. The test compounds were added to the culture in different concentrations and bioluminescence was measured after 4 hours of incubation at 30°C with a Lamda Fluoro 320 Plus reader (Bio-Tek Instruments). Inhibitor-mediated reduction of light emission was correlated with the value obtained without addition of the test compounds. IC<sub>50</sub> values (concentration of inhibitor required for 50% inhibition of the signal compared to the signal without inhibitor) were determined by using a fitting function after drawing a graph of the activities of eight different inhibitor concentrations. The determined IC<sub>50</sub> range of each compound is listed in Table 2.

To exclude the possibility that the inhibitory effect is attributed to growth inhibition but not to a specific interaction of the test compound with the sensors quorum sensing system growth curves in the presence and absence of the test compounds were compared. *E. coli* MT102 (pSB403) was grown in LB medium at 37°C in the presence of 0,4 mM test compound. Growth was measured as optical density at 600 nm. None of the compounds listed in Table 2 exhibit any growth inhibitory effects on the sensor strain *E. coli* MT102 (pSB403). Figure 2 shows the growth curves of representative compounds indicating a specific inhibitory effect of the compounds on the quorum sensing system.

### 3. Inhibition of protease production

The inhibitory effect of the compounds on quorum sensing regulated virulence factors was demonstrated by investigating the expression of extracellular proteases by *Pseudomonas*  
5 *aeruginosa*. The *P. aeruginosa* mutant strain PAO-JP2 (Pearson *et al.*, *J. Bacteriol.* 179:5756-67, 1997) carrying mutations in the quorum sensing genes *lasI* and *rhlI* is unable to produce extracellular proteolytic enzymes. Protease expression can be completely restored by external addition of 3-oxo-C12-HSL. The protease assay was performed according to Riedel *et al.* (*J. Bacteriol.* 183:1805-9, 2001) with few modifications. PAO-JP2 was grown in LB medium at  
10 30°C and shaking at 250 rpm to an OD<sub>600nm</sub> of 0,5. The test compounds were added at a final concentration of 0,4 mM and the culture was incubated for further 30 min at 30°C and shaking at 250 rpm. After addition of 3-oxo-C12-HSL at a final concentration of 0,3 µM the cultures were grown for an additional 6 hours at 30°C and shaking at 250 rpm. The proteolytic activity was measured as described by Ayora & Götz (*Mol. Gen. Genet.* 242:421-  
15 30, 1994). 50 µl culture supernatant were incubated with Azocasein (250 µl 2%, Sigma, St. Louis, Mo.) for 1 hour at 37°C. After precipitation of undigested substrate with trichloroacetic acid (1,2 ml 10%) for 20 minutes at room temperature, followed by 5 minutes centrifugation at 13000 rpm, NaOH (0,75 ml 1M) was added to the supernatant. The relative protease activity was measured as absorbance at 440 nm (OD<sub>440nm</sub>) of the supernatant divided by the  
20 optical density of the culture (OD<sub>600nm</sub>). Figure 3 demonstrates the inhibitory effect of several compounds on protease production of *P. aeruginosa* PAO-JP2. The data presented are representative for at least three separate experiments.

To demonstrate that inhibition of protease production is due to a specific interference with the quorum sensing system growth curves in the presence and absence of the test  
25 compounds were compared. *P. aeruginosa* PAO-JP2 was grown in LB medium at 30°C in the presence of 0,4 mM test compound. Growth was measured as optical density at 600 nm. None of the compounds listed in Table 2 exhibit any growth inhibitory effects on *P. aeruginosa* PAO-JP2. Figure 4 shows the growth curves of representative compounds indicating a specific inhibitory effect of the compounds on the quorum sensing system.



#### A. Inhibition of biofilm formation

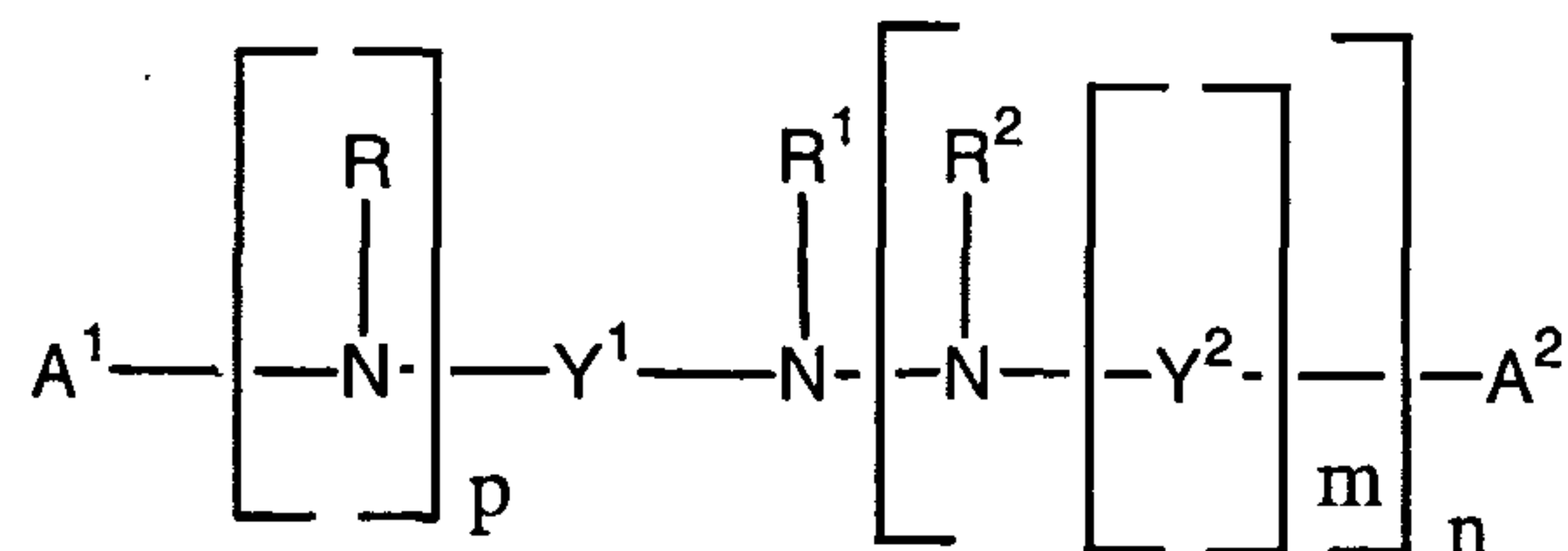
The bacterial biofilm formation assay was performed in polystyrene microtitre dishes (FluoroNunc Polysorp) according to the method described by O'Toole & Kolter (*Mol. Microbiol.* 28:449-61, 1998) and Pratt & Kolter (*Mol. Microbiol.* 30:285-93, 1998) with few modifications (Huber *et al.*, *Microbiology*, 147:2517-28, 2001). Cells were grown in the wells of the microtitre dishes in 100  $\mu$ l AB medium (Clark & Maaloe, *J. Mol. Biol.* 23:99-112, 1967) supplemented with 10 mM sodium citrate (Sigma). After addition of the test compound (0,4 mM) the cells were incubated for 48 hours at 30°C. The medium was then removed and 100  $\mu$ l of a 1% (w/v) aqueous solution of crystal violet (Merck) was added. Following staining at room temperature for 20 minutes, the dye was removed and the wells were washed thoroughly with water. For quantification of attached cells, the crystal violet was solubilized in a 80:20 (v/v) mixture of ethanol and acetone and the absorbance was determined at 570 nm (Ultrospec Plus spectrometer, Pharmacia). Figures 5A and 5B demonstrate the inhibitory effect of several compounds on biofilm formation of *Burkholderia cepacia* H111 (Römling *et al.*, *J. Infect. Dis.* 170:1616-21, 1994; Gotschlich *et al.*, *Syst. Appl. Microbiol.* 24:1-14, 2001). The data presented are representative for at least five separate experiments.

To exclude the possibility that biofilm inhibition is attributed to growth inhibition growth curves in the presence and absence of the test compounds were compared. *Burkholderia cepacia* H111 was grown in LB medium at 37°C in the presence of 0,4 mM test compound. Growth was measured as optical density at 600 nm. None of the compounds listed in Table 2 exhibit any growth inhibitory effects on the sensor strain *Burkholderia cepacia* H111. Figure 6 shows the growth curves of the tested compounds indicating a specific inhibitory effect of the compounds on the quorum sensing system.



## CLAIMS

1. Use of compounds of the general Formula (I)



for regulation of the quorum sensing system of microorganisms wherein in Formula (I),

R is H, alkyl, cycloalkyl, aryl or heteroaryl;

R<sup>1</sup> is H, alkyl, cycloalkyl, aryl or heteroaryl;

R<sup>2</sup> is H, alkyl, cycloalkyl, aryl or heteroaryl;

A<sup>1</sup> and A<sup>2</sup> each independently represent an optionally substituted C<sub>1</sub>-C<sub>20</sub>-alkyl group which may contain one or more group(s) Z, or a monocyclic or polycyclic optionally substituted aromatic or non-aromatic ring system which may contain one or more group(s) X, and in case of a polycyclic ring system, said system contains at least one aromatic ring;

Z is selected from the group consisting of S, O, N, NR<sup>4</sup>, CO, CO<sub>2</sub>, CS, SO or SO<sub>2</sub>

X is selected from the group consisting of S, O, N, NR<sup>4</sup>, SO or SO<sub>2</sub>;

said substituted ring system carries a substituent R<sup>3</sup> on one or more of the carbon atoms of said ring system;

said substituted C<sub>1</sub>-C<sub>20</sub>-alkyl group carries a substituent R<sup>3</sup> on one or more of the carbon atoms of said alkyl group;

$R^3$  is independently H,  $OR^4$ ,  $SR^4$ , hydroxyalkyl, hydroxyalkylamino, cycloalkyl, halogen, haloalkyl, haloalkyloxy,  $NO_2$ , CN,  $SO_2NR^4R^5$ ,  $CO_2NR^4R^5$ ,  $COR^4$ ,  $CO_2R^4$ ,  $SO_2R^4$ ,  $SO_3R^4$ ,  $NR^4R^5$ , alkyl, aryl or heteroaryl;

5

$R^4$  is H, alkyl, cycloalkyl, aryl or heteroaryl;

$R^5$  is H, O-alkyl, O-aryl, alkyl, heteroaryl or aryl;

10  $Y^1$  and  $Y^2$  are independent from each other C=O, C=S,  $SO_2$  or  $C=NR^5$ ;

p is 0, m is 0, n is 0; or p is 0, m is 0, n is 1;

or p is 0, m is 1, n is 1; or p is 1, m is 0, n is 0;

or p is 1, m is 0, n is 1; or p is 1, m is 1, n is 1;

15

2. The use according to claim 1 wherein  $R^1$ ,  $R^2$  and  $R^3$  are both H,  $Y^1$  and  $Y^2$  are both C=O, and p is 0, m is 1, n is 1.

20

3. The use according to claim 1 wherein  $R^1$ ,  $R^2$  and  $R^3$  are both H,  $Y^1$  and  $Y^2$  are both C=O, and p is 0, m is 0, n is 0.

4. The use according to claim 1 wherein  $R^1$ ,  $R^2$  and  $R^3$  are both H,  $Y^1$  and  $Y^2$  are both C=O, and p is 1, m is 1, n is 1.

25

5. The use according to any one of claims 1 to 4 as a medicament, antibacterial agent or antifouling coating.

6. The use according to any one of claims 1 to 4 as a medicament, antibacterial agent or antifouling coating for the treatment or prevention of bacterial damages and diseases.

30

7. The use according to any one of claims 1 to 4 as a medicament, antibacterial agent or antifouling coating for the treatment or prevention of bacterial damages and diseases caused by Gram-negative bacteria.
- 5 8. The use according to any one of claims 1 to 4 as a medicament, antibacterial agent or antifouling coating for the treatment or prevention of bacterial damages and diseases caused by *Pseudomonas aeruginosa* or *Burkholderia cepacia*.
9. The use according to any one of claims 1 to 8 wherein the quorum sensing system of  
10 microorganisms is blocked.
10. The use according to any one of claims 1 to 9 wherein the expression of quorum sensing dependent virulence factors is blocked.
- 15 11. The use according to any one of claims 1 to 10 for the treatment of biofilms or for inhibiting biofilm formation.
12. The use according to any one of claims 1 to 10 for the treatment of biofilms or for inhibiting biofilm formation on medical articles, instruments and devices.  
20
13. The use according to any one of claims 1 to 10 for the treatment of biofilms or for inhibiting biofilm formation in disinfectants, cleaning and treatment solutions.
14. The use according to any one of claims 1 to 10 for the treatment of biofilms or for  
25 inhibiting biofilm formation in personal hygiene articles, toileteries and cosmetics.
15. The use according to any one of claims 1 to 10 for the treatment of biofilms or for inhibiting biofilm formation in industrial settings.
- 30 16. The use according to any one of claims 1 to 10 for the treatment of biofilms or for inhibiting biofilm formation in industrial settings wherein the industrial setting is

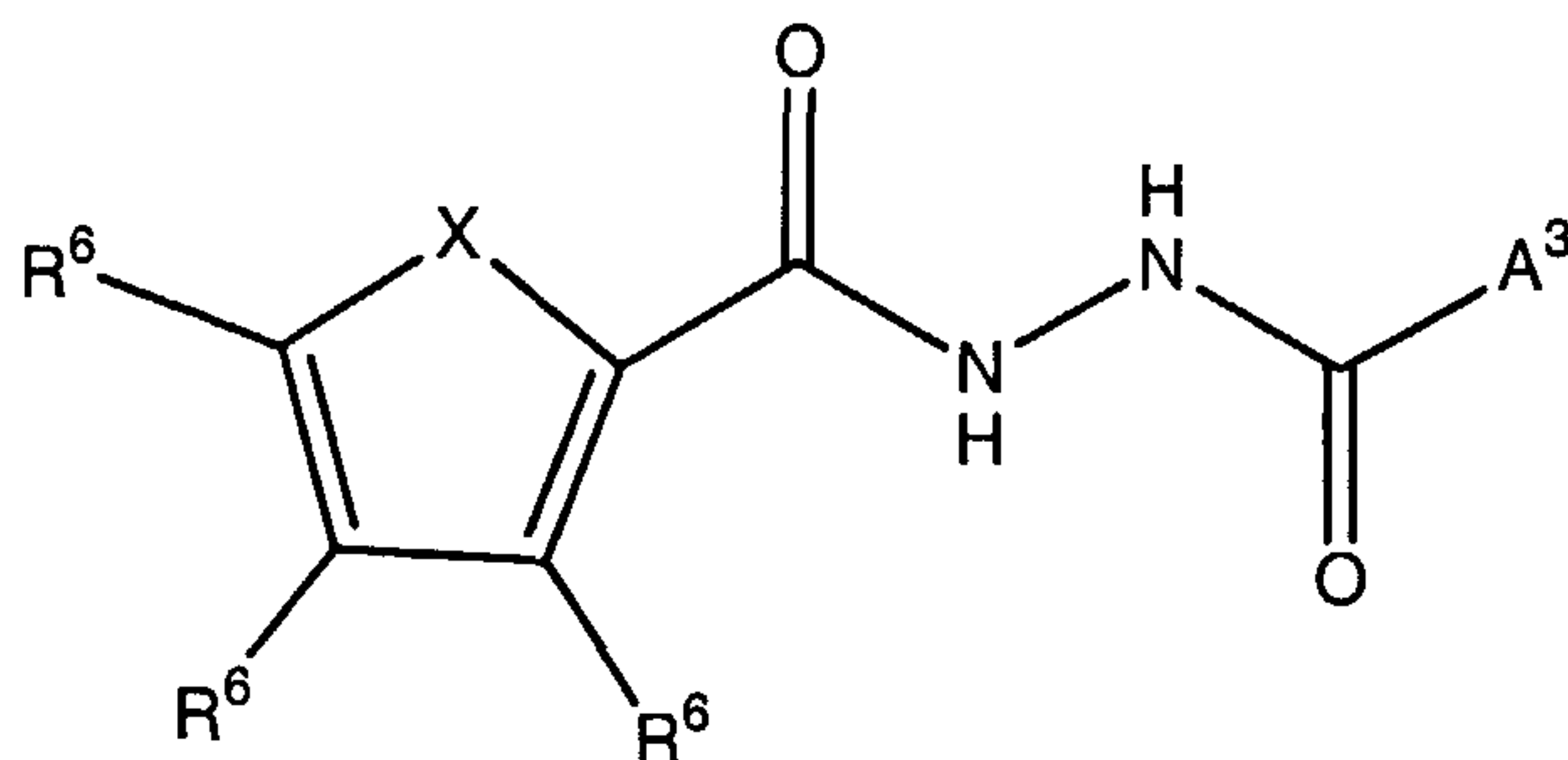


selected from the group consisting of ship hulls, food processing systems, oil recovery or paper manufacturing plants.

17. The use according to any one of claims 1 to 10 for the treatment of biofilms or for inhibiting biofilm formation in environmental settings.

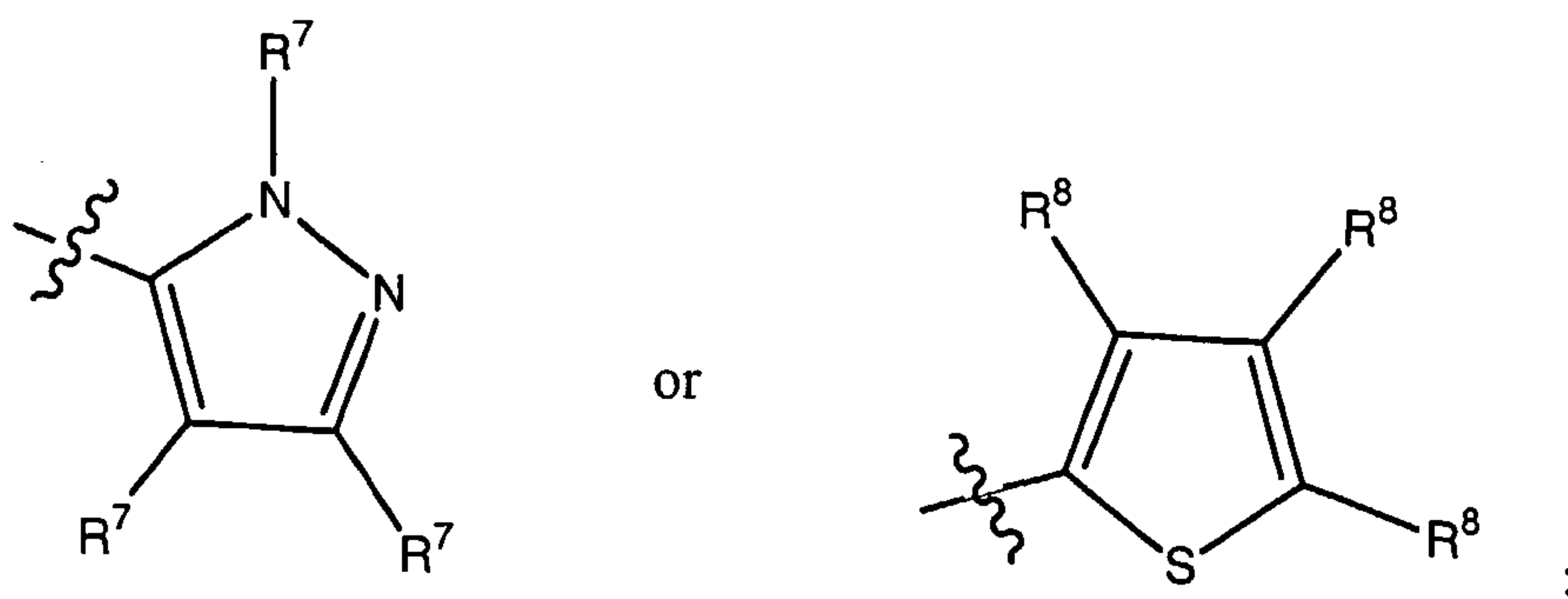
18. The use according to any one of claims 1 to 10 for the treatment of biofilms or for inhibiting biofilm formation in environmental settings wherein the environmental setting is selected from the group consisting of water distribution or cooling water systems.

19. A compound of the general Formula (X) and pharmaceutically acceptable salts thereof:



wherein

A<sup>3</sup> is an optionally substituted C<sub>8</sub>-C<sub>20</sub>-alkyl group or



R<sup>6</sup> is independently of each other -H, -F, -Cl, -Br, -I, -NO<sub>2</sub>, -NR<sup>4</sup>R<sup>5</sup>, -CN, alkyl, cycloalkyl, -OH, alkoxy, alkylthio, hydroxyalkylamino, haloalkyl, haloalkyloxy, hydroxyalkyl, aryl or heteroaryl;

$R^7$  is independently of each other -H, -F, -Cl, -Br, -I, -NO<sub>2</sub>, -NR<sup>4</sup>R<sup>5</sup>, -CN, alkyl, cycloalkyl, -OH, alkoxy, alkylthio, hydroxyalkylamino, haloalkyl, haloalkyloxy, hydroxyalkyl, aryl or heteroaryl;

5

$R^8$  is independently of each other -H, -F, -Cl, -Br, -I, -NO<sub>2</sub>, -NR<sup>4</sup>R<sup>5</sup>, -CN, alkyl, cycloalkyl, -OH, alkoxy, alkylthio, hydroxyalkylamino, haloalkyl, haloalkyloxy, hydroxyalkyl, aryl or heteroaryl;

10 X is selected from the group consisting of S, O, N, NR<sup>4</sup>, SO or SO<sub>2</sub>;

$R^4$  is H, alkyl, cycloalkyl, aryl or heteroaryl;

$R^5$  is H, O-alkyl, O-aryl, alkyl, heteroaryl or aryl;

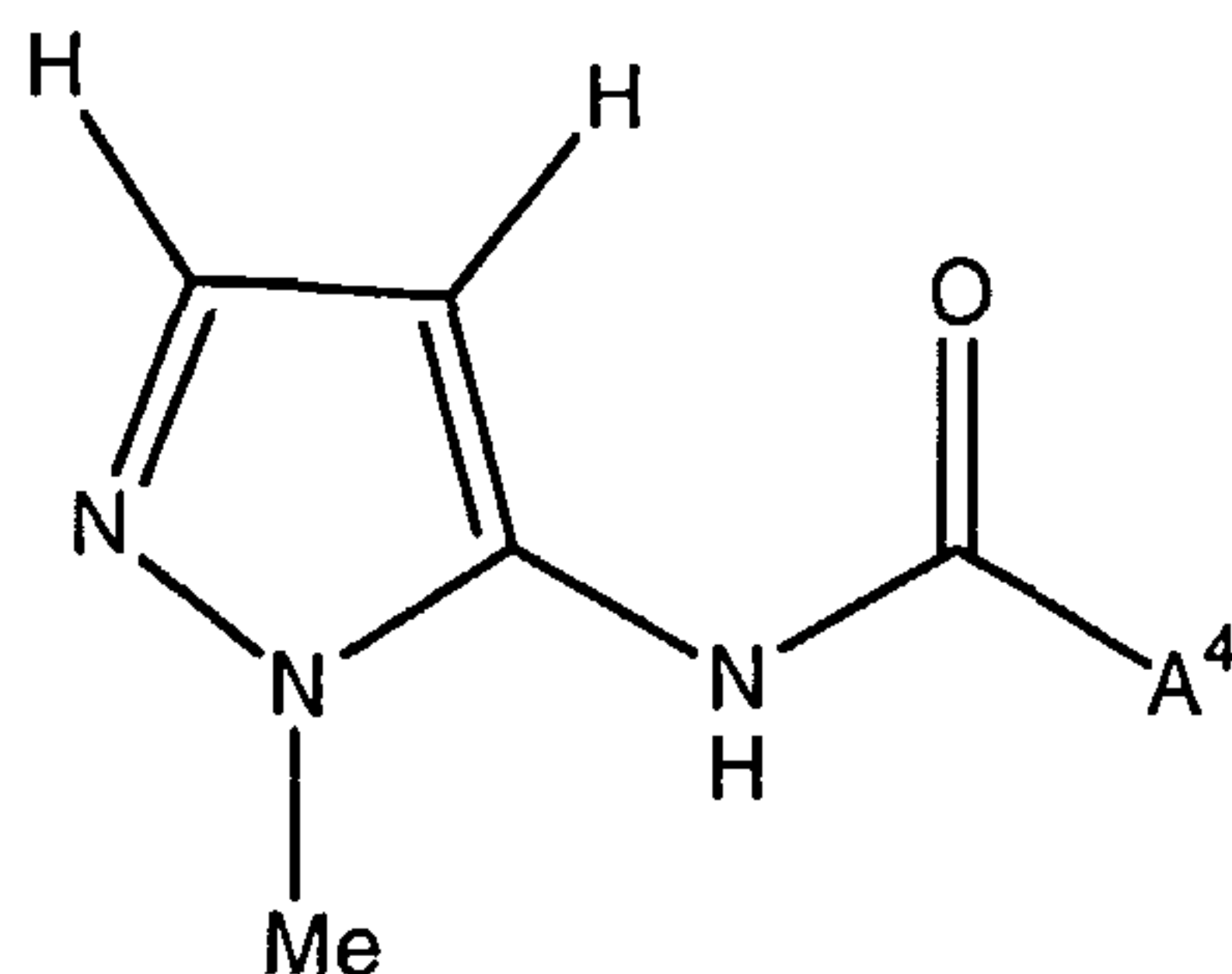
15

with the proviso that 2-thiophenecarboxylic acid-5-nitro-2-(2-thienylcarbonyl) hydrazide, 4-butylthiophene-2-carboxylic acid-*N'*-(4-butyl-thiophen-2-carbonyl) hydrazide, 2-thiophene-carboxylic acid-3-chloro-2-(2-thienylcarbonyl) hydrazide, 2-thiophene carboxylic acid-5-bromo-2-(2-thienylcarbonyl) hydrazide, 1H-pyrazole-5-carboxylic acid-1-methyl-2-(2-thienylcarbonyl) hydrazide, 2-thiophenedicarboxylic acid-5-(4,5,6,7-tetrahydro-benzo[b]thien-2-yl)-2-[[5-(4,5,6,7-tetrahydrobenzo[b]thien-2-yl)-2-thienyl]-carbonyl]-hydrazide, 1H-pyrrole-2-carboxylic acid-2-(2-thienylcarbonyl)-hydrazide, 2-thiophene-carboxylic acid-2-(2-thienylcarbonyl)-hydrazide, 2-thiophene-carboxylic acid *N'*-(furan-2-carbonyl) hydrazide, thiophene-2-carboxylic acid *N'*-(3-chloro-4-methylthiophene-2-carbonyl) hydrazide, 2-furancarboxylic acid-5-[[[4-methyl-6-(trifluoromethyl)-2-pyrimidinyl]thio]methyl]-2-(2-thienylcarbonyl)hydrazide, 1H-pyrazole-3-carboxylic acid-4-bromo-1,5-dimethyl-2-(2-thienylcarbonyl)hydrazide and 2-thiophene-carboxylic acid-*N'*-(5-bromofuran-2-carbonyl) hydrazide are excluded.

25

30 20. A compound of the general Formula (XI) and pharmaceutically acceptable salts thereof:

92

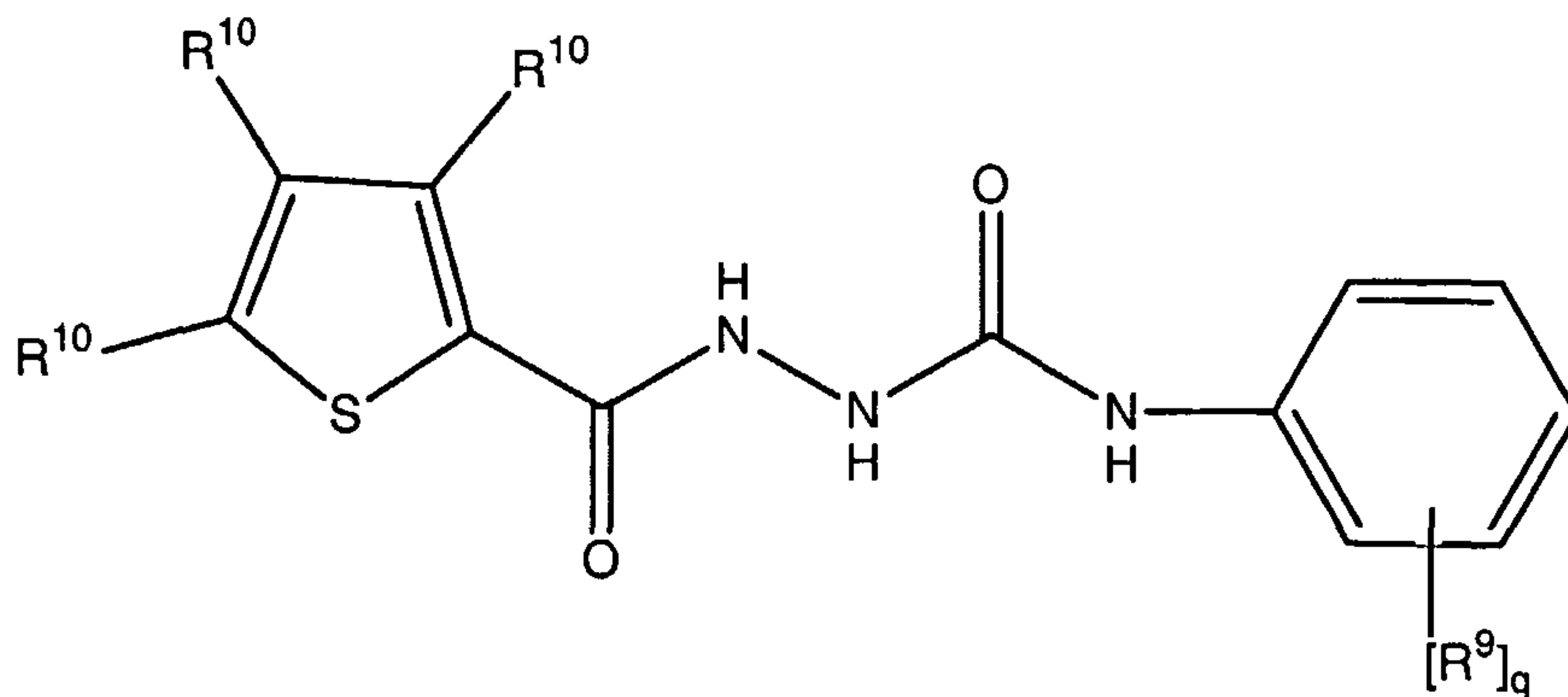


wherein

$A^4$  is an unsubstituted  $C_1$ - $C_{10}$ -alkyl or a 5-membered heteroaryl group, which contains at least one heteroatom selected from O, N, S,  $NR^4$ , SO,  $SO_2$ , Se or P which can optionally be substituted by one or more substituents  $R^3$ ,  $R^3$  being as defined above.

with the proviso that *N*-(1-methyl-1H-pyrazole-5-yl)-1H-pyrazole-1-carboxamide, and 1-ethyl-3-methyl-*N*-(1-methyl-1H-pyrazole-5-yl)-4-nitro-1H-pyrazole-5-carboxamide are excluded.

21. A compound of the general Formula (XII) and pharmaceutically acceptable salts thereof:



wherein

$R^9$  is independently of each other -H, -F, -Cl, -Br, -I,  $-SO_2NHR^4$ ,  $-SO_2N(R^4)_2$ ,  $-NR^4R^5$ ,  $-NR^4-CO-(C_1-C_6)$ -haloalkyl,  $-NO_2$ ,  $-NR^4-SO_2-(C_1-C_6)$ -haloalkyl, -CN, alkyl, cycloalkyl, -OH, -SH, alkylthio, alkoxy, hydroxyalkylamino, haloalkyloxy, haloalkyl, hydroxyalkyl, aryl or heteroaryl;



q is 0, 1, 2, 3, 4 or 5;

R<sup>10</sup> is independently of each other -H, -F, -Cl, -Br, -I, -NO<sub>2</sub>, NR<sup>4</sup>R<sup>5</sup>, -CN, alkyl, cycloalkyl, -OH, -SH, alkylthio, hydroxyalkylamino, hydroxyalkyl, aryl or heteroaryl;

R<sup>4</sup> is H, alkyl, cycloalkyl, aryl or heteroaryl;

R<sup>5</sup> is H, O-alkyl, O-aryl, alkyl, heteroaryl or aryl;

with the proviso that 2-thiophenecarboxylic acid-5-bromo-2-[[[4-chlorophenyl) amino] carbonyl] hydrazide, 2-thiophenecarboxylic acid-2-[[[4-ethoxyphenyl) amino] carbonyl] hydrazide, 2-thiophenecarboxylic acid-3-methyl-2-[[[3,4-dichlorophenyl) amino] carbonyl] hydrazide, 2-thiophenecarboxylic acid-2-[[[4-methylphenyl) amino] carbonyl] hydrazide, 2-thiophene-carboxylic acid-2-[[[4-chlorophenyl) amino] carbonyl] hydrazide, 2-thiophenecarboxylic acid-2-[[[3-chlorophenyl) amino] carbonyl] hydrazide and 2-thiophenecarboxylic acid-2-[(phenylamino) carbonyl] hydrazide are excluded.

22. The use of a compound according to any one of claims 19 to 21 including the compounds excluded by any of the disclaimers as a medicament, antibacterial agent or antifouling coating.

23. The use of a compound according to any one of claims 19 to 21 including the compounds excluded by any of the disclaimers as a medicament, antibacterial agent or antifouling coating for the treatment or prevention of bacterial damages and diseases.

24. The use of a compound according to any one of claims 19 to 21 including the compounds excluded by any of the disclaimers as a medicament, antibacterial agent or antifouling coating for the treatment or prevention of bacterial damages and diseases caused by Gram-negative bacteria.

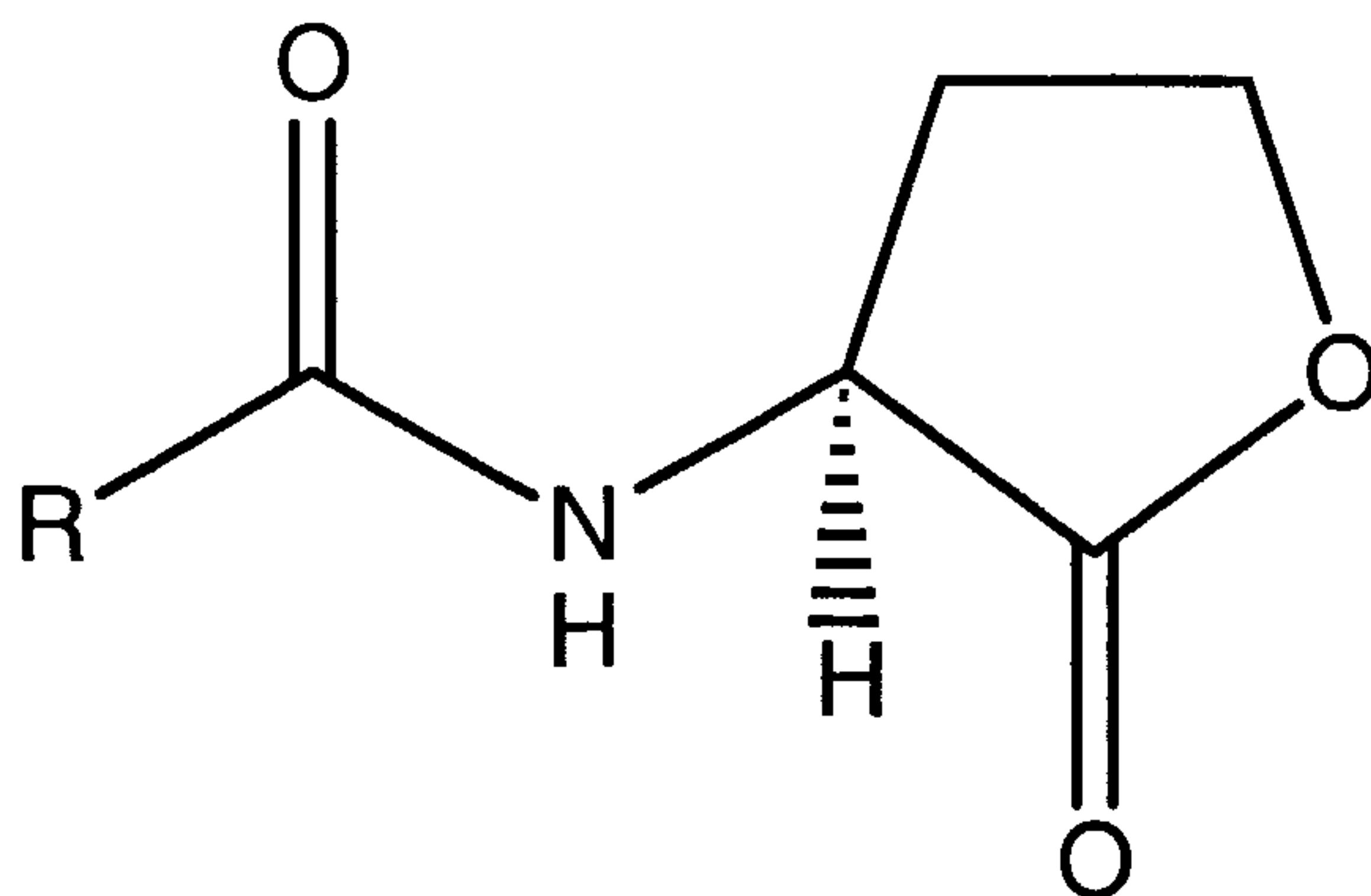
25. The use of a compound according to any one of claims 19 to 21 including the compounds excluded by any of the disclaimers as a medicament, antibacterial agent or antifouling coating for the treatment or prevention of bacterial damages and diseases caused by *Pseudomonas aeruginosa* or *Burkholderia cepacia*.
- 5
26. The use according to any one of claims 22 to 25 wherein the quorum sensing system of microorganisms is blocked.
27. The use according to any one of claims 22 to 26 wherein the expression of quorum  
10 sensing dependent virulence factors is blocked.
28. The use according to any one of claims 22 to 27 for the treatment of biofilms or for inhibiting biofilm formation.
- 15 29. The use according to any one of claims 22 to 27 for the treatment of biofilms or for inhibiting biofilm formation on medical articles, instruments and devices.
30. The use according to any one of claims 22 to 27 for the treatment of biofilms or for inhibiting biofilm formation in disinfectants, cleaning and treatment solutions.  
20
31. The use according to any one of claims 22 to 27 for the treatment of biofilms or for inhibiting biofilm formation in personal hygiene articles, toileteries and cosmetics.
32. The use according to any one of claims 22 to 27 for the treatment of biofilms or for  
25 inhibiting biofilm formation in industrial settings.
33. The use according to any one of claims 22 to 27 for the treatment of biofilms or for inhibiting biofilm formation in industrial settings wherein the industrial setting is selected from the group consisting of ship hulls, food processing systems, oil recovery  
30 or paper manufacturing plants.

34. The use according to any one of claims 22 to 27 for the treatment of biofilms or for inhibiting biofilm formation in environmental settings.

5 35. The use according to any one of claims 22 to 27 for the treatment of biofilms or for inhibiting biofilm formation in environmental settings wherein the environmental setting is selected from the group consisting of water distribution or cooling water systems.



1/6



**Figure 1: General *N*-acyl-L-homoserine lactone structure (R = acyl side chain)**

2/6

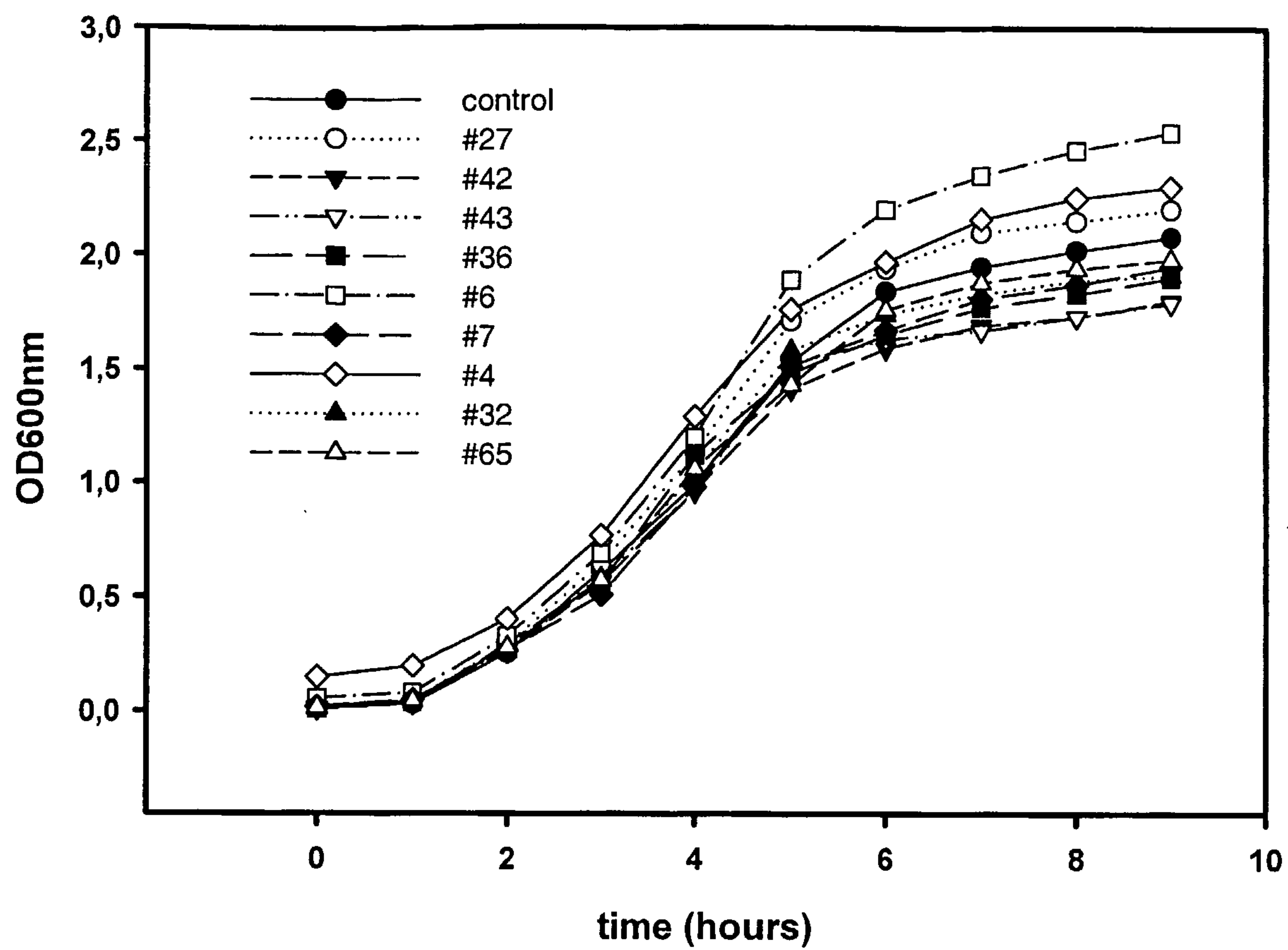


Figure 2: Influence of representative compounds on the growth of *E. coli* MT102 (pSB403).

3/6

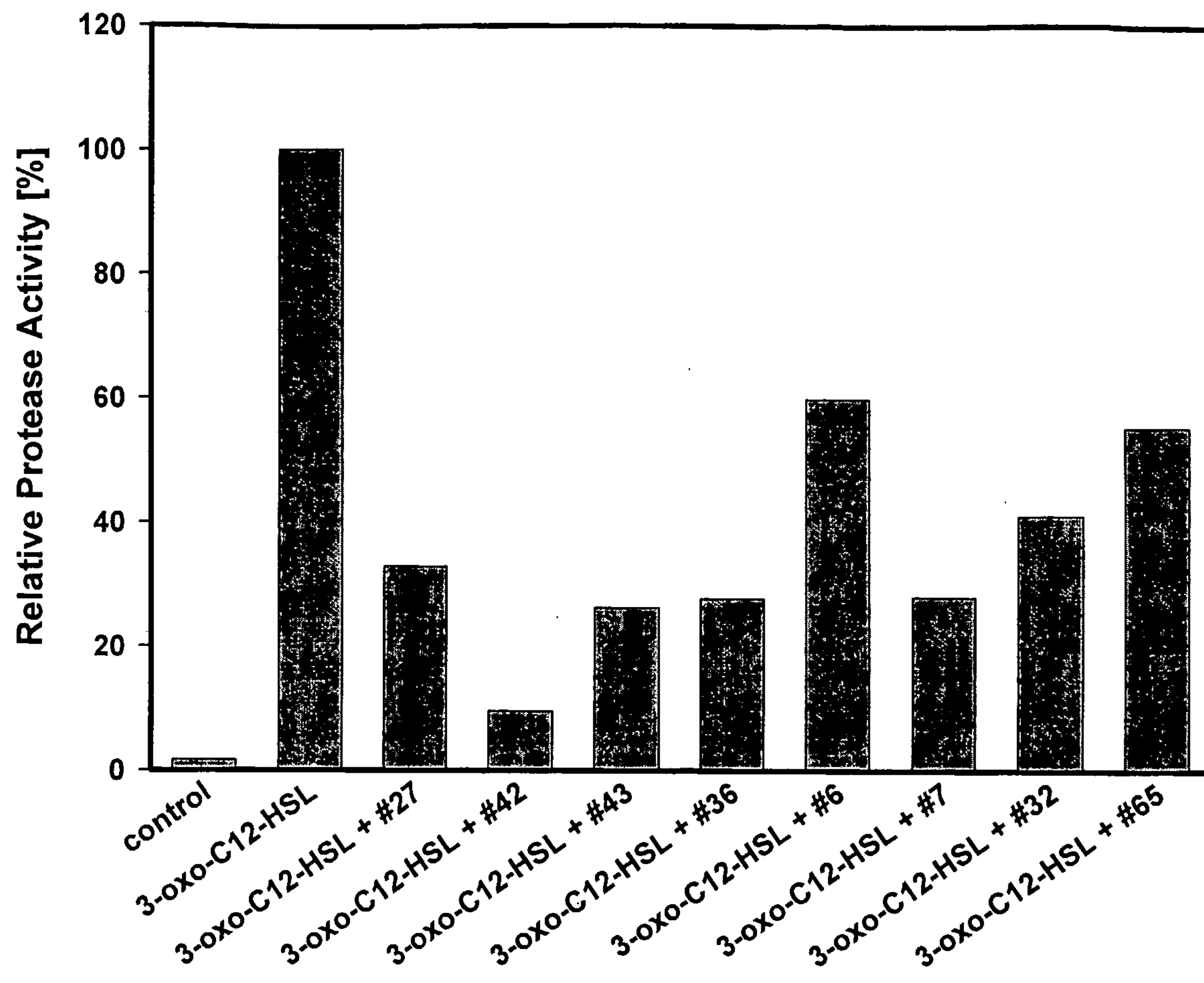


Figure 3: Inhibitory effect of several compounds on the protease production of *P. aeruginosa* PAO1-JP2.



4/6

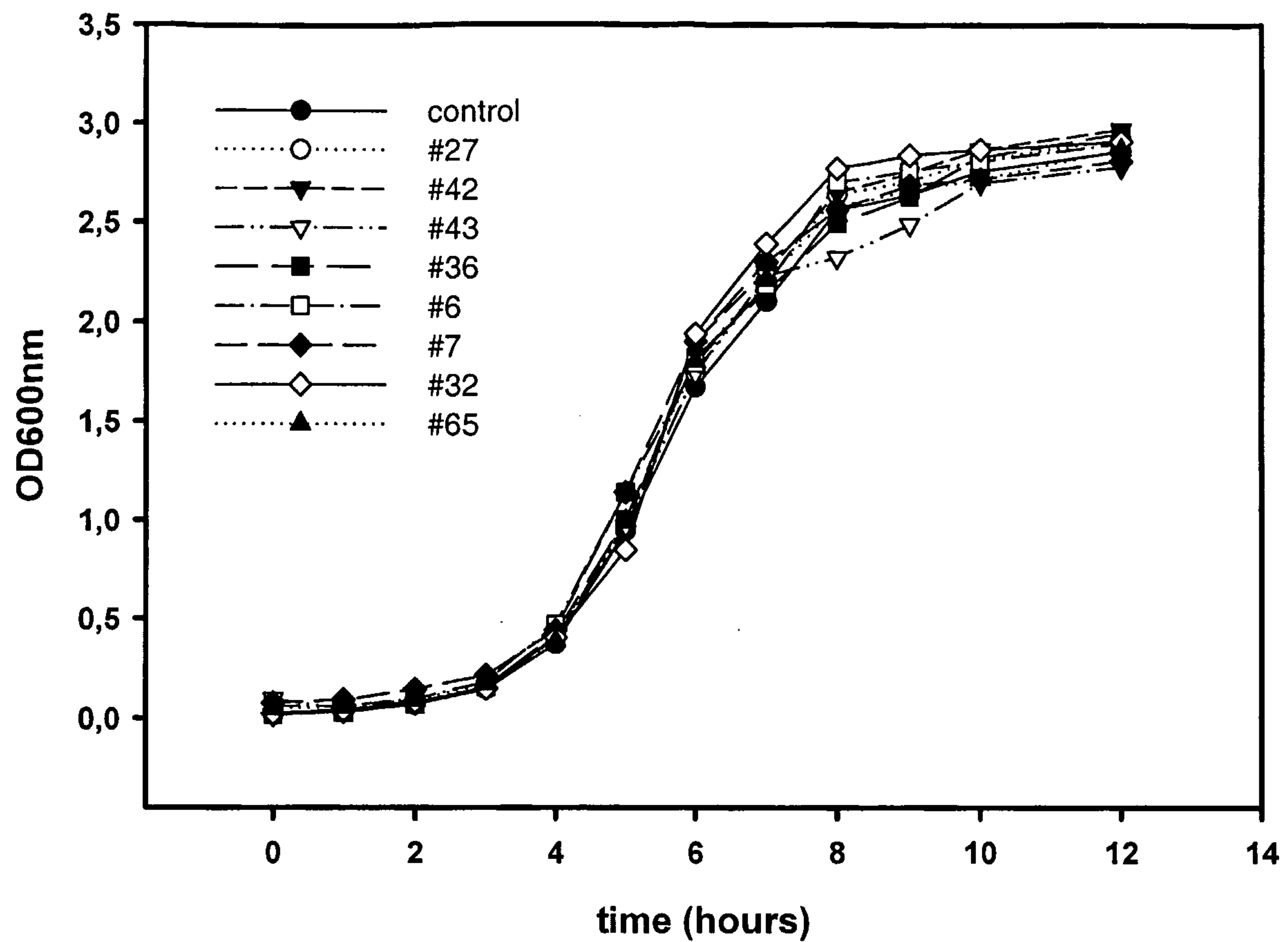
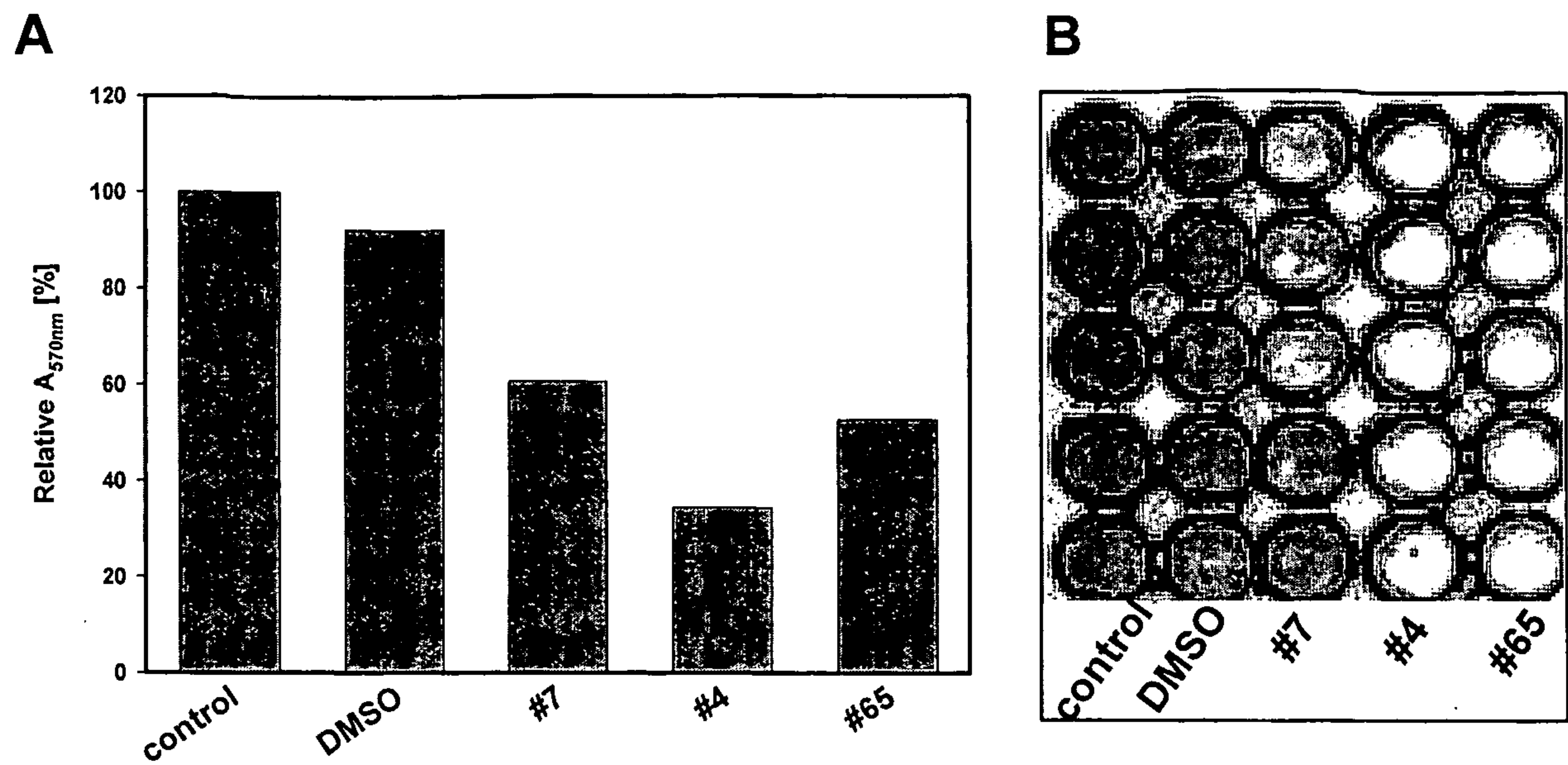


Figure 4: Influence of the tested compounds on the growth of *P. aeruginosa* PAO-JP2.

5/6



**Figure 5:** Inhibitory effect of several compounds (0,4 mM) on the biofilm formation of *Burkholderia cepacia* H111. A: statistical data of at least five separate representative experiments; B: microtitre dish image.

6/6

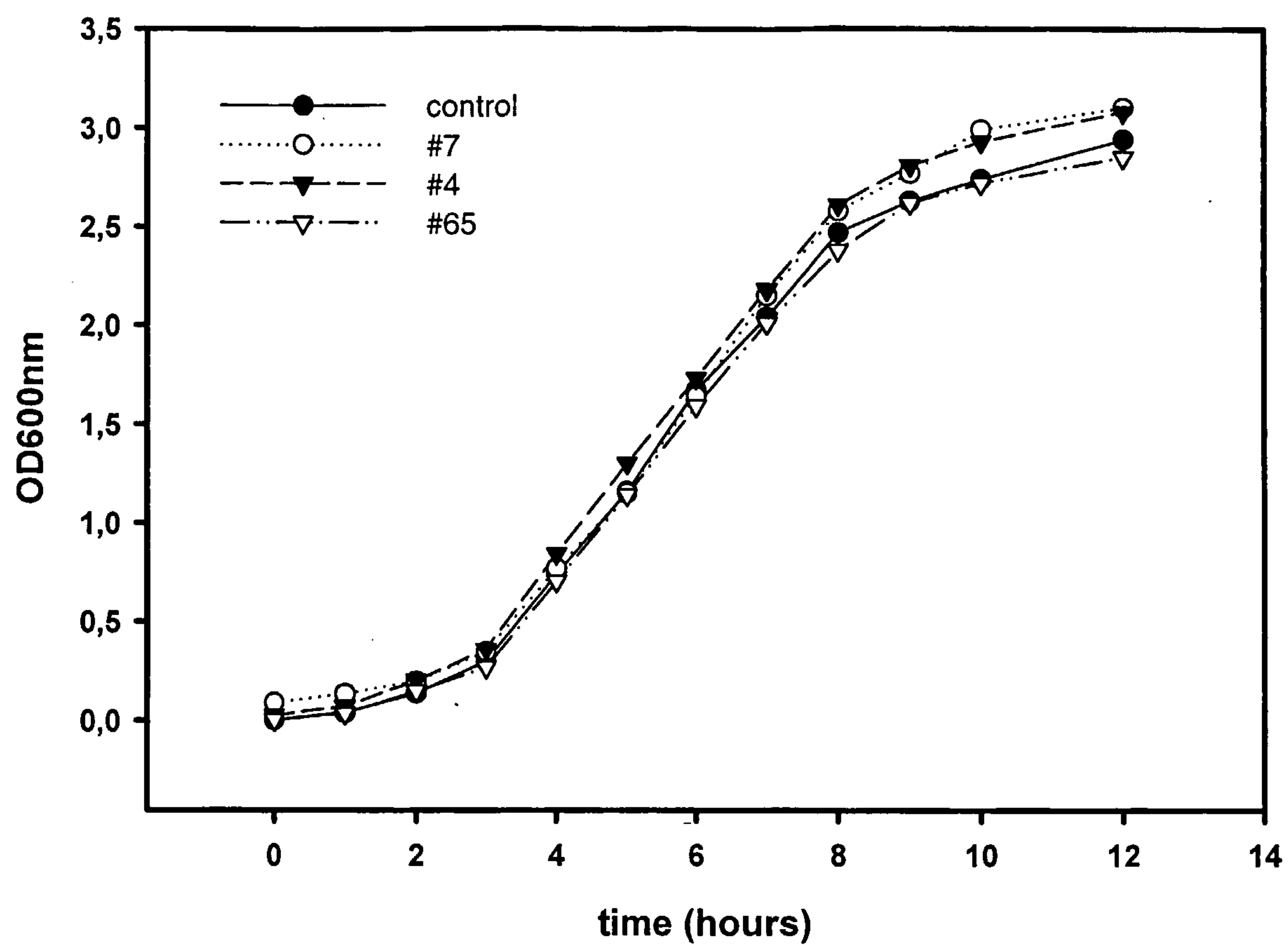


Figure 6: Influence of the tested compounds (0,4 mM) on the growth of *Burkholderia cepacia* H111.



