



US00D452011B1

(12) **United States Design Patent**
Redhage

(10) **Patent No.:** **US D452,011 S**

(45) **Date of Patent:** **** Dec. 11, 2001**

(54) **SINGLE AIRWAY MOUTH GUARD**

(76) **Inventor:** **Daniel J. Redhage**, 13811 - 6th Ave.
SW., Burien, WA (US) 98166

(**) **Term:** **14 Years**

(21) **Appl. No.:** **29/137,412**

(22) **Filed:** **Feb. 19, 2001**

(51) **LOC (7) Cl.** **24-01**

(52) **U.S. Cl.** **D24/181**

(58) **Field of Search** D24/181, 180;
128/861, 862, 846, 848, 859, 860; 602/902;
433/6, 37, 41-48, 315, 229

(56) **References Cited**

U.S. PATENT DOCUMENTS

D. 399,961	*	10/1998	Nikodem	D24/181	X
D. 434,501		11/2000	Redhage	D24/181	
5,046,512		9/1991	Murchie	128/838	
5,092,346		3/1992	Hays et al.	128/848	
5,117,816		6/1992	Shapiro et al.	128/200.24	
5,277,202		1/1994	Hays	128/862	
5,365,945		11/1994	Halstrom	128/848	

5,611,355		3/1997	Hilsen	128/848	
5,792,067	*	8/1998	Karell	128/848	X
5,868,138		2/1999	Halstrom	128/848	
5,876,199		3/1999	Bergersen	433/6	
6,076,526	*	6/2000	Abdelmessih	128/848	

* cited by examiner

Primary Examiner—Antoine Duval Davis

(74) *Attorney, Agent, or Firm*—Dean A. Craine

(57) **CLAIM**

The ornamental design for a single airway mouth guard, as shown and described.

DESCRIPTION

FIG. 1 is a perspective view of the single airway mouth guard.

FIG. 2 is a left side elevational view of the invention.

FIG. 3 is a right side elevational view of the invention.

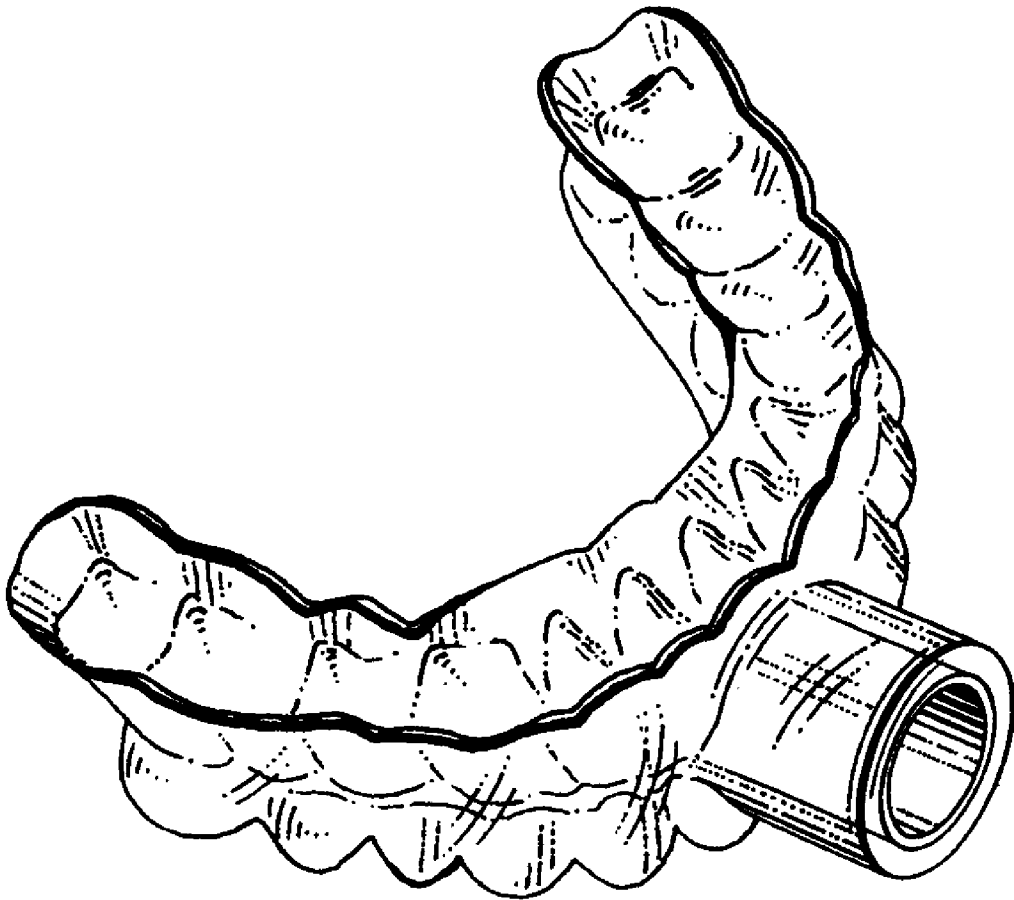
FIG. 4 is a top plan view of the invention.

FIG. 5 is a bottom plan view of the invention.

FIG. 6 is a front elevational view of the invention; and,

FIG. 7 is a rear elevational view of the invention.

1 Claim, 2 Drawing Sheets



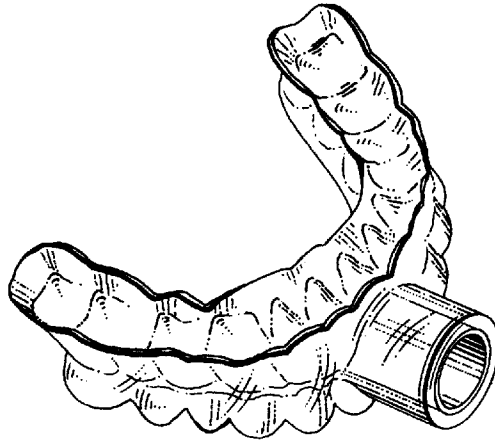


FIG. 1



FIG. 2




FIG. 3

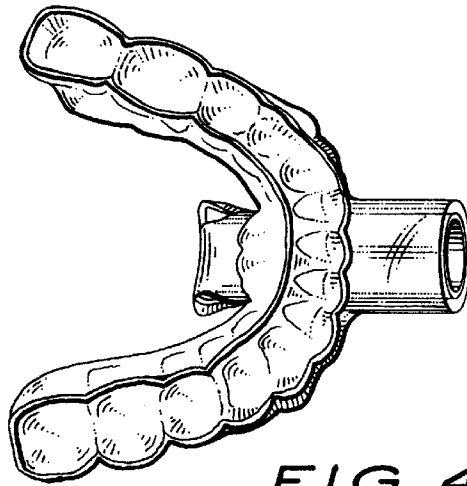


FIG. 4

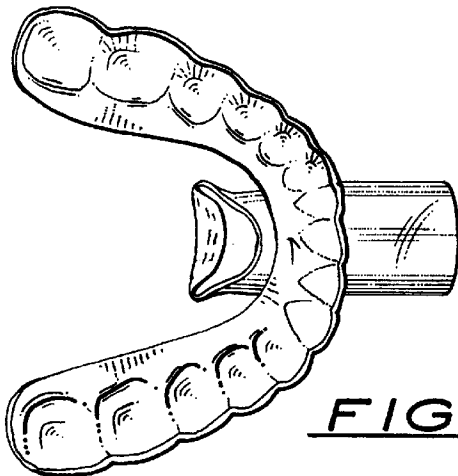


FIG. 5




FIG. 6

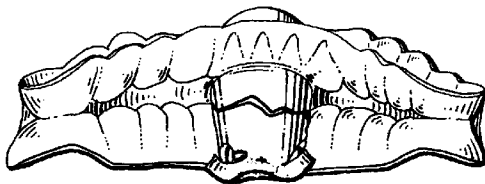


FIG. 7