



(12) **United States Design Patent**  
**Igarashi**

(10) **Patent No.:** **US D776,099 S**  
(45) **Date of Patent:** **\*\* Jan. 10, 2017**

- (54) **MOBILE PHONE BUMPER**
- (71) Applicant: **POWER SUPPORT CO., LTD.**,  
Shibuya-ku, Tokyo (JP)
- (72) Inventor: **Katsushi Igarashi**, Shibuya-ku (JP)
- (73) Assignee: **POWER SUPPORT CO., LTD.**,  
Tokyo (JP)
- (\*\*) Term: **14 Years**
- (21) Appl. No.: **29/515,573**
- (22) Filed: **Jan. 23, 2015**

D718,753 S *	12/2014	Akana	.....	D14/248
D719,559 S *	12/2014	Dukerschein	.....	D14/250
D746,275 S *	12/2015	Mohammad	.....	D14/250
D749,557 S *	2/2016	Feng	.....	D14/250
2012/0175165 A1 *	7/2012	Merz	.....	G06F 1/1656 174/520
2012/0257340 A1 *	10/2012	Kim	.....	H04B 1/3888 361/679.01
2013/0045782 A1 *	2/2013	Simmer	.....	H04M 1/035 455/575.8
2015/0303967 A1 *	10/2015	Igarashi	.....	H04M 1/04 455/575.8
2016/0095241 A1 *	3/2016	Probst	.....	H05K 5/03 428/137

- (30) **Foreign Application Priority Data**
- Jul. 23, 2014 (JP) ..... 2014-015985
- (51) **LOC (10) CL.** ..... **14-03**
- (52) **U.S. CL.**
- USPC ..... **D14/250**
- (58) **Field of Classification Search**
- USPC ..... D14/143, 189, 203.2-203.8, 217, 240,  
D14/248, 250-253, 440, 447, 496;  
D13/103, 107, 108, 119; D3/201, 218,  
D3/247, 269, 271.5, 273, 302, 303
- CPC ..... A45C 1/06; A45C 11/00; A45C 13/02;  
A45C 2011/002; A45F 2005/026; A45F  
2200/0516; H04B 1/3888; H04M 1/0283;  
H04M 1/0202
- See application file for complete search history.

\* cited by examiner

*Primary Examiner* — Eric Goodman  
*Assistant Examiner* — Amy Wierenga  
(74) *Attorney, Agent, or Firm* — Christensen O'Connor  
Johnson Kindness PLLC

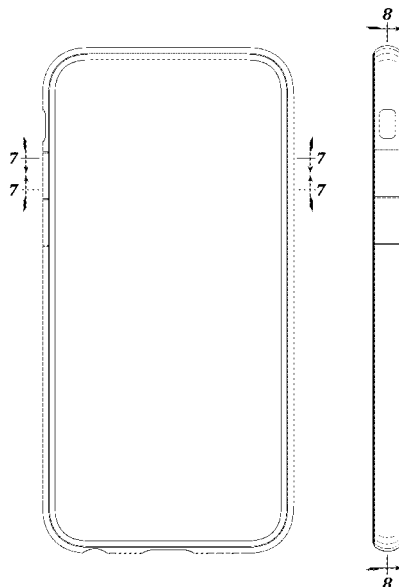
- (56) **References Cited**
- U.S. PATENT DOCUMENTS
- D574,819 S \* 8/2008 Andre ..... D3/269
- D659,691 S \* 5/2012 Kim ..... D14/250
- D669,458 S \* 10/2012 Wilson ..... D14/250
- D718,291 S \* 11/2014 Hong ..... D14/250

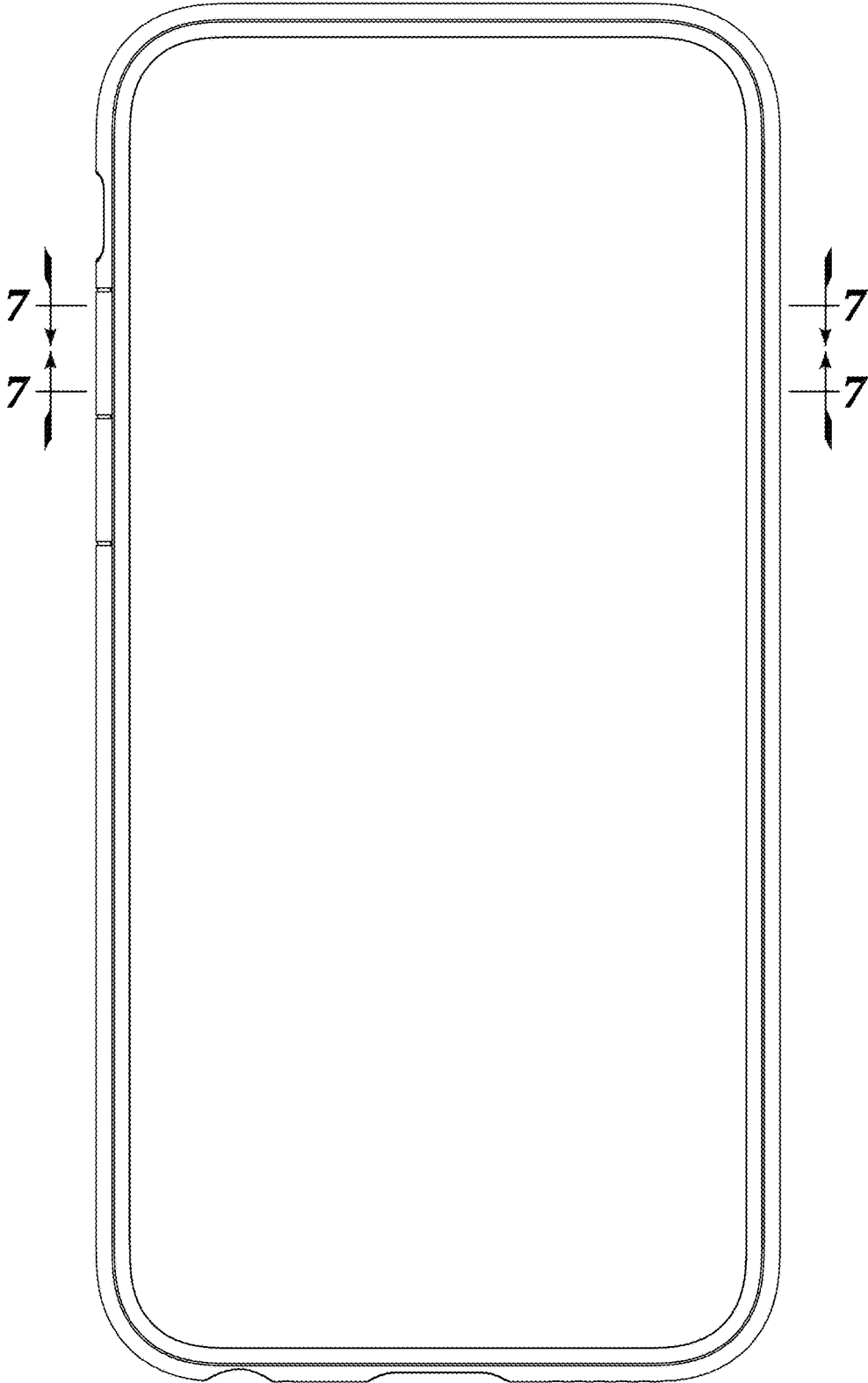
(57) **CLAIM**  
The ornamental design for a mobile phone bumper, as shown  
and described.

**DESCRIPTION**


FIG. 1 is a front elevation view of a mobile phone bumper showing my new design;  
FIG. 2 is a rear elevation view thereof;  
FIG. 3 is a left side elevation thereof;  
FIG. 4 is a right side elevation thereof;  
FIG. 5 is a top plan view thereof;  
FIG. 6 is a bottom plan view thereof;  
FIG. 7 is a partial cross-sectional view through lines 7-7 in FIG. 1;  
FIG. 8 is a cross-sectional view through line 8-8 in FIG. 3;  
and,  
FIG. 9 is a cross-sectional view through line 9-9 in FIG. 6.

**1 Claim, 6 Drawing Sheets**





**FIG. 1**



**FIG. 2**




**FIG. 3**




**FIG. 4**




**FIG. 5**




**FIG. 6**



**FIG. 7**



**FIG. 8**



**FIG. 9**