



US00D600692S

(12) **United States Design Patent**
Leung et al.

(10) **Patent No.:** **US D600,692 S**

(45) **Date of Patent:** **** Sep. 22, 2009**

(54) **HAND-HELD ELECTRONIC DEVICE**

(75) Inventors: **Kwok Ching Leung**, Richmond Hill (CA); **Roman Rak**, Waterloo (CA)

(73) Assignee: **Research In Motion Limited**, Waterloo (CA)

(**) Term: **14 Years**

(21) Appl. No.: **29/322,412**

(22) Filed: **Aug. 4, 2008**

(51) **LOC (9) Cl.** **14-02**

(52) **U.S. Cl.** **D14/346; D14/439; D14/138 AA**

(58) **Field of Classification Search** D14/341-347, D14/356-358, 388-390, 426, 432, 439-446, D14/453, 496, 138 R, 138 AA, 138 AB, 138 AC, D14/138 AD, 138 C, 138 G, 217, 238.1, D14/240, 257, 299, 218; 455/556.1, 566, 455/575.1, 575.3, 575.4; 345/169
See application file for complete search history.

(56) **References Cited**

U.S. PATENT DOCUMENTS

D502,159 S *	2/2005	Chan et al.	D14/138 AA
D518,820 S *	4/2006	Hawkins et al.	D14/346
D550,665 S *	9/2007	Griffin et al.	D14/346
D550,679 S *	9/2007	Griffin et al.	D14/455
D553,136 S *	10/2007	Rak et al.	D14/455
D554,612 S *	11/2007	Wang	D14/138 AA
D554,634 S *	11/2007	Huang	D14/341
D556,749 S *	12/2007	Rak et al.	D14/346
D562,332 S *	2/2008	Rak et al.	D14/455
D562,828 S *	2/2008	Griffin et al.	D14/439
D563,415 S *	3/2008	Griffin et al.	D14/439
D566,094 S *	4/2008	Kim et al.	D14/138 AA

D570,840 S *	6/2008	Rak et al.	D14/346
D572,713 S *	7/2008	Griffin et al.	D14/439
D576,139 S *	9/2008	Rihu et al.	D14/138 AA
D576,988 S *	9/2008	Kim et al.	D14/138 AA
D582,372 S *	12/2008	Lee et al.	D14/138 AA
D582,407 S *	12/2008	Rak et al.	D14/346
D585,889 S *	2/2009	Rak et al.	D14/346
D588,127 S *	3/2009	Rak et al.	D14/346
D593,554 S *	6/2009	Griffin et al.	D14/346
2008/0101594 A1 *	5/2008	Rak et al.	379/433.07

* cited by examiner

Primary Examiner—Cathron C Brooks
Assistant Examiner—Deanna Fluegeman

(57) **CLAIM**

We claim the ornamental design for a hand-held electronic device, as shown and described.

DESCRIPTION

FIG. 1 is a back perspective view of a hand-held electronic device;

FIG. 2 is a front perspective view of a hand-held electronic device;

FIG. 3 is a front plan view of a hand-held electronic device;

FIG. 4 is a back plan view of a hand-held electronic device;

FIG. 5 is a right plan view of a hand-held electronic device;


FIG. 6 is a left plan view of a hand-held electronic device;

FIG. 7 is a top plan view thereof; and,

FIG. 8 is a bottom plan view thereof.

The broken lines in the drawings illustrate unclaimed portions of the hand-held electronic device and form no part of the claimed design.

1 Claim, 6 Drawing Sheets



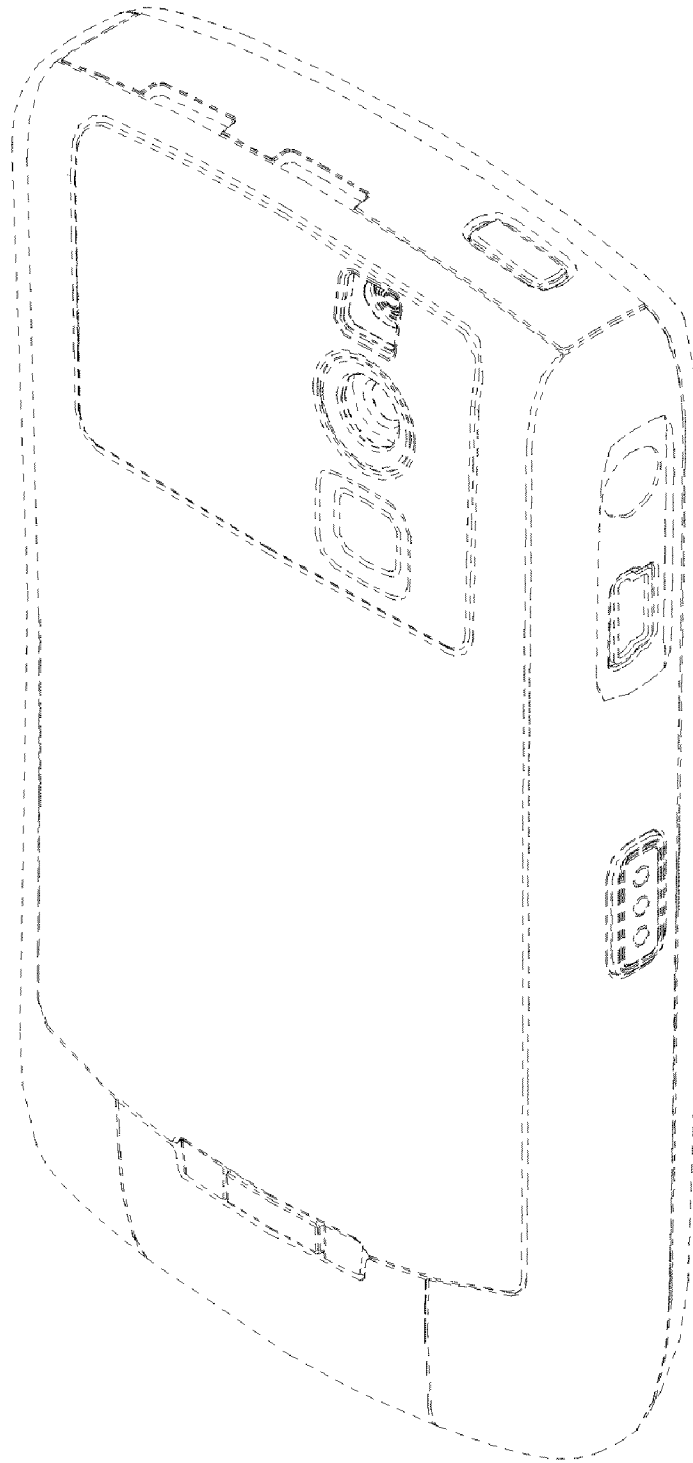


FIG.1

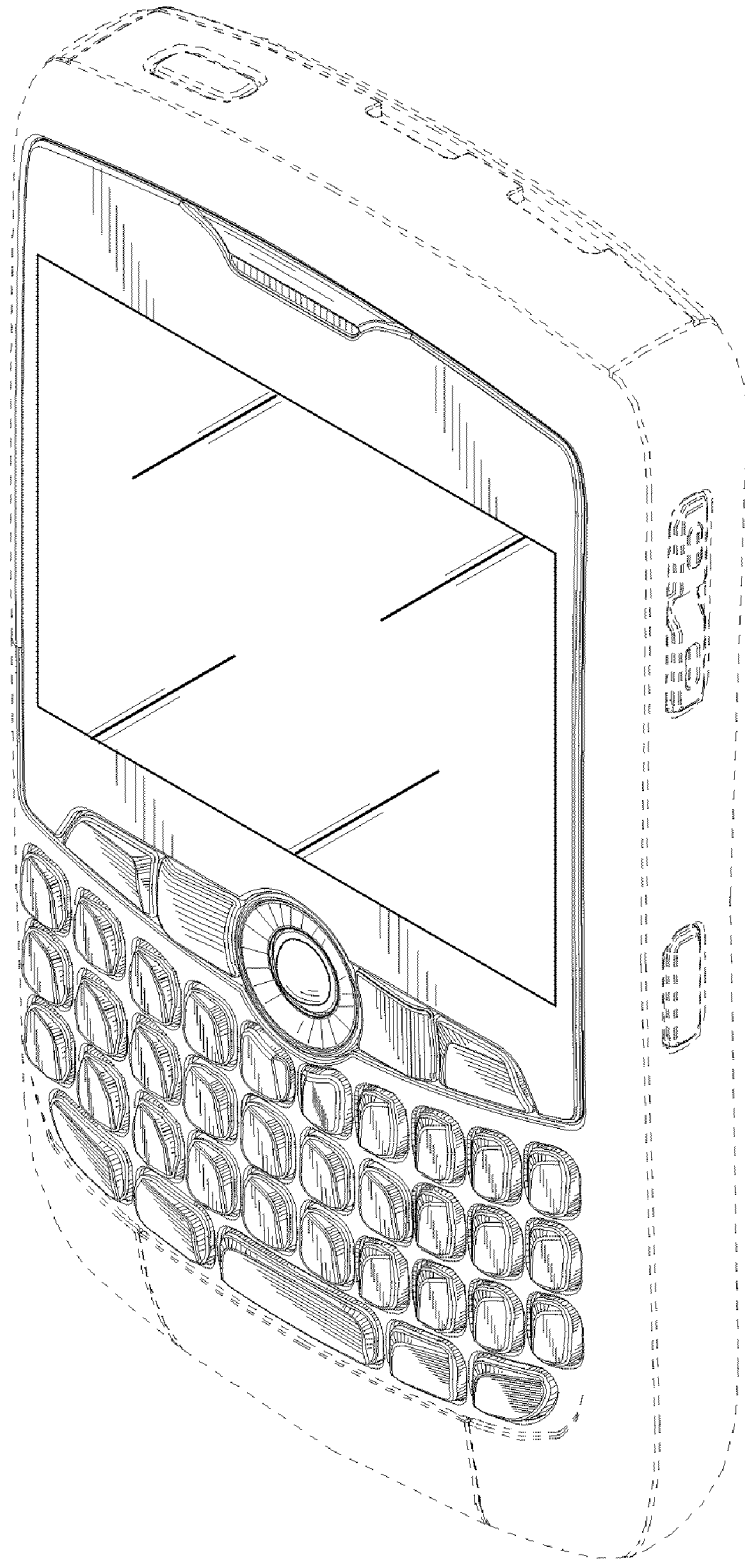


FIG.2




FIG.3




FIG. 4

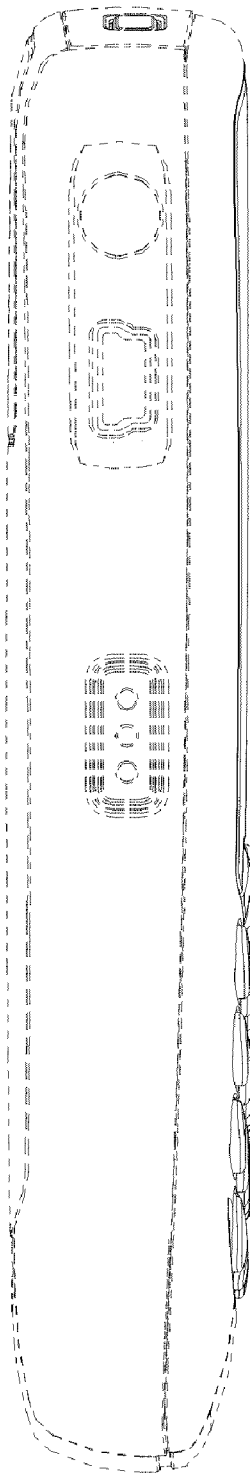


FIG. 5

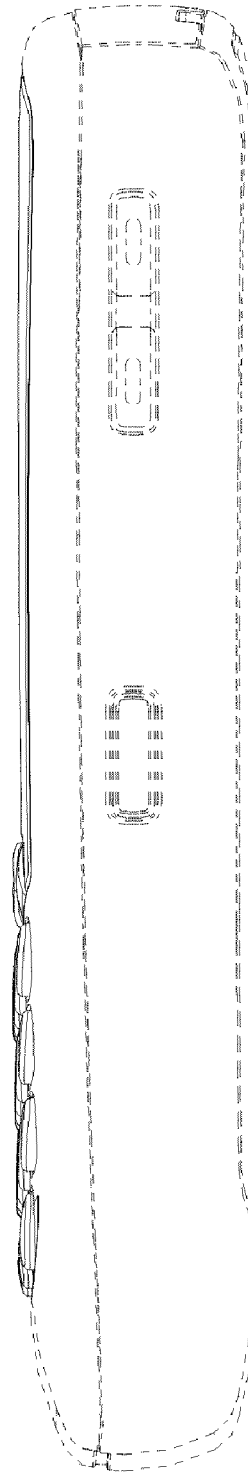


FIG. 6

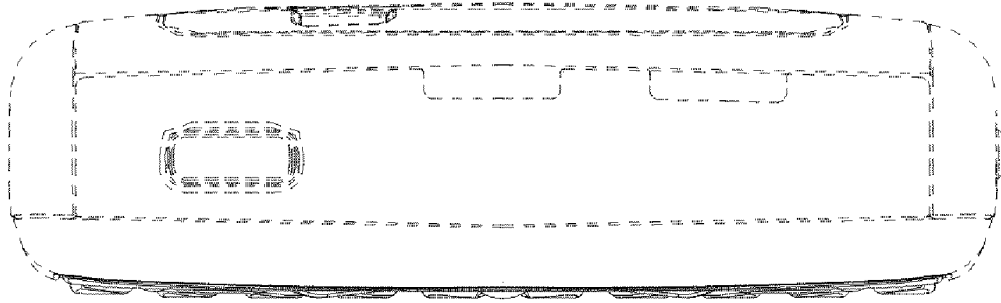


FIG. 7




FIG. 8