

(12) STANDARD PATENT
(19) AUSTRALIAN PATENT OFFICE

(11) Application No. **AU 2011343966 B2**

(54) Title
Metalloenzyme inhibitor compounds

(51) International Patent Classification(s)
C07D 249/04 (2006.01) **C07D 401/12** (2006.01)
C07D 249/06 (2006.01) **C07D 401/14** (2006.01)
C07D 401/06 (2006.01)

(21) Application No: **2011343966** (22) Date of Filing: **2011.12.13**

(87) WIPO No: **WO12/082746**

(30) Priority Data

(31)	Number	(32)	Date	(33)	Country
	61/422,528		2010.12.13		US

(43) Publication Date: **2012.06.21**

(44) Accepted Journal Date: **2017.03.16**

(71) Applicant(s)
Innocrin Pharmaceuticals, Inc.

(72) Inventor(s)
Hoekstra, William J.; Schotzinger, Robert J.; Rafferty, Stephen William

(74) Agent / Attorney
Griffith Hack, GPO Box 4164, Sydney, NSW, 2001, AU

(56) Related Art
CAS RN 178619-42-6; STN Entry Date: 23 Jul 1996 & PubChemCompound CID 10640850
CAS RN 1026064-74-3; STN Entry Date 06 Jun 2008 & PubChemCompound CID 11553586
PubChemCompound CID 15288084; Create Date 09 Feb 2007
CAS RN 1027189-81-6; STN Entry Date 11 Jun 2008 & PubChemCompound CID 16039689
CAS RN 169317-55-9; STN Entry Date 27 Oct 1995 & PubChemCompound CID 18976096
PubChemCompound CID 23220725; Create Date 05 Dec 2007
CAS RN 666859-03-6; STN Entry Date 24 Mar 2004 & PubChemCompound CID 23503561
CAS RN 124475-09-8; STN Entry Date 29 Dec 1989 & PubChemCompound CID 603102
CAS RN 501894-93-5; STN Entry Date 06 Apr 2003 & PubChemCompound CID 10381522
CAS RN 198025-77-3; STN Entry Date 03 Dec 1997 & PubChemCompound CID 10490632
PubChemCompound CID 14795266; Create Date 09 Feb 2007
WO 2009/148290 A2 (SK HOLDINGS CO., LTD.) 10 December 2009
WO 2009/148291 A2 (SK HOLDINGS CO., LTD.) 10 December 2009
US 2010/0311789 A1 (PARK et al.) 09 December 2010
SLAMOVA, K. et al., Bioorganic & Medicinal Chemistry Letters, 2010, Vol. 20
Pages 4263-4265

WO 2008/015250 A1

WO 2005/007631 A1

AHER, N. G. et al., Bioorganic & Medicinal Chemistry Letters, 2009, Vol. 19, Pages 759-763

KRIVOPALOV, V. P. et al., Russian Chemical Reviews, 2005, Vol. 74, Pages 339-379

ROGERS, S. A. et al., Angewandte Chemie International Edition, 2008, Vol. 47, Pages 5229-5231

MATHEW, T. et al., Chemistry & Biodiversity, 2009, Vol. 6, Pages 705-724

KOREN, A. O., Journal of Heterocyclic Chemistry, 2002, Vol. 39, Pages 1111-1112

KAPLAN, G. et al., Journal of Heterocyclic Chemistry, 2005, Vol. 42, Pages 19-27

US 2006/0142298 A1

US 5783572 A

(12) INTERNATIONAL APPLICATION PUBLISHED UNDER THE PATENT COOPERATION TREATY (PCT)

(19) World Intellectual Property

Organization

International Bureau



(10) International Publication Number

WO 2012/082746 A3

(43) International Publication Date
21 June 2012 (21.06.2012)

(51) International Patent Classification:

C07D 249/04 (2006.01) *C07D 401/14* (2006.01)

C07D 249/06 (2006.01) *C07D 401/12* (2006.01)

C07D 401/06 (2006.01)

(21) International Application Number:

PCT/US2011/064658

(22) International Filing Date:

13 December 2011 (13.12.2011)

(25) Filing Language:

English

(26) Publication Language:

English

(30) Priority Data:

61/422,528 13 December 2010 (13.12.2010) US

(71) Applicant (for all designated States except US): **VIAMET PHARMACEUTICALS, INC.** [US/US]; 2250 Perimeter Park Drive, Suite 320, Morrisville, NC 27560 (US).

(72) Inventors; and

(75) Inventors/Applicants (for US only): **HOEKSTRA, William, J.** [US/US]; 7 Treviso Place, Durham, NC 27707 (US). **SCHOTZINGER, Robert, J.** [US/US]; 7000 Potomac Court, Raleigh, NC 27613 (US). **RAFFERTY, Stephen, William** [US/US]; 7321 Abron Drive, Durham, NC 27713 (US).

(74) Agents: **HSI, Jeffrey D.** et al.; Edwards Wildman Palmer LLP, P.O. Box 55874, Boston, MA 02205 (US).

(81) Designated States (unless otherwise indicated, for every kind of national protection available): AE, AG, AL, AM, AO, AT, AU, AZ, BA, BB, BG, BH, BR, BW, BY, BZ, CA, CH, CL, CN, CO, CR, CU, CZ, DE, DK, DM, DO, DZ, EC, EE, EG, ES, FI, GB, GD, GE, GH, GM, GT, HN, HR, HU, ID, IL, IN, IS, JP, KE, KG, KM, KN, KP, KR, KZ, LA, LC, LK, LR, LS, LT, LU, LY, MA, MD, ME, MG, MK, MN, MW, MX, MY, MZ, NA, NG, NI, NO, NZ, OM, PE, PG, PH, PL, PT, QA, RO, RS, RU, RW, SC, SD, SE, SG, SK, SL, SM, ST, SV, SY, TH, TJ, TM, TN, TR, TT, TZ, UA, UG, US, UZ, VC, VN, ZA, ZM, ZW.

(84) Designated States (unless otherwise indicated, for every kind of regional protection available): ARIPO (BW, GH, GM, KE, LR, LS, MW, MZ, NA, RW, SD, SL, SZ, TZ, UG, ZM, ZW), Eurasian (AM, AZ, BY, KG, KZ, MD, RU, TJ, TM), European (AL, AT, BE, BG, CH, CY, CZ, DE, DK, EE, ES, FI, FR, GB, GR, HR, HU, IE, IS, IT, LT, LU, LV, MC, MK, MT, NL, NO, PL, PT, RO, RS, SE, SI, SK, SM, TR), OAPI (BF, BJ, CF, CG, CI, CM, GA, GN, GQ, GW, ML, MR, NE, SN, TD, TG).

Published:

- with international search report (Art. 21(3))
- before the expiration of the time limit for amending the claims and to be republished in the event of receipt of amendments (Rule 48.2(h))

(88) Date of publication of the international search report:

30 August 2012



WO 2012/082746 A3

(54) Title: METALLOENZYME INHIBITOR COMPOUNDS

(57) Abstract: The instant invention describes compounds having metalloenzyme modulating activity, and methods of treating diseases, disorders or symptoms thereof mediated by such metalloenzymes.

Metalloenzyme Inhibitor Compounds

5 CROSS REFERENCE TO RELATED APPLICATIONS

This application claims the benefit of U.S. Provisional Patent Application Serial No. 61/422,528, filed December 13, 2010, the entire contents of which are incorporated herein by reference.

10 BACKGROUND

Living organisms have developed tightly regulated processes that specifically import metals, transport them to intracellular storage sites and ultimately transport them to sites of use. One of the most important functions of metals such as zinc and iron in biological systems is to enable the activity of metalloenzymes.

15 Metalloenzymes are enzymes that incorporate metal ions into the enzyme active site and utilize the metal as a part of the catalytic process. More than one-third of all characterized enzymes are metalloenzymes.

The function of metalloenzymes is highly dependent on the presence of the metal ion in the active site of the enzyme. It is well recognized that agents which bind
20 to and inactivate the active site metal ion dramatically decrease the activity of the enzyme. Nature employs this same strategy to decrease the activity of certain metalloenzymes during periods in which the enzymatic activity is undesirable. For example, the protein TIMP (tissue inhibitor of metalloproteases) binds to the zinc ion in the active site of various matrix metalloprotease enzymes and thereby arrests the
25 enzymatic activity. The pharmaceutical industry has used the same strategy in the design of therapeutic agents. For example, the prostate anticancer agent ketoconazole contains a 1-imidazole group that binds to the heme iron present in the active site of the target enzyme CYP17 (17- α -hydroxylase, 17,20-lyase) and thereby inactivates the enzyme. Another example includes the zinc-binding hydroxamic acid group that has
30 been incorporated into most published inhibitors of matrix metalloproteinases and histone deacetylases. Another example is the zinc-binding carboxylic acid group that has been incorporated into most published angiotensin-converting enzyme inhibitors.

In the design of clinically safe and effective metalloenzyme inhibitors, use of the most appropriate metal-binding group for the particular target and clinical

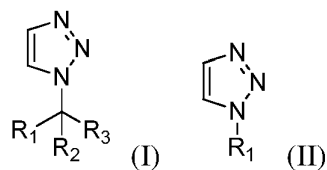
indication is critical. If a weakly binding metal-binding group is utilized, potency may be suboptimal. On the other hand, if a very tightly binding metal-binding group is utilized, selectivity for the target enzyme versus related metalloenzymes may be suboptimal. The lack of optimal selectivity can be a cause for clinical toxicity due to unintended inhibition of these off-target metalloenzymes. One example of such clinical toxicity is the unintended inhibition of human drug metabolizing enzymes such as CYP2C9, CYP2C19 and CYP3A4 by the currently-available prostate anticancer agent ketoconazole. It is believed that this off-target inhibition is caused primarily by the indiscriminate binding of the currently utilized 1-imidazole to iron in the active site of CYP2C9, CYP2C19 and CYP3A4. Another example of this is the joint pain that has been observed in many clinical trials of matrix metalloproteinase inhibitors. This toxicity is considered to be related to inhibition of off-target metalloenzymes due to indiscriminate binding of the hydroxamic acid group to zinc in the off-target active sites.

Therefore, the search for metal-binding groups that can achieve a better balance of potency and selectivity remains an important goal and would be significant in the realization of therapeutic agents and methods to address currently unmet needs in treating and preventing diseases, disorders and symptoms thereof.

BRIEF SUMMARY OF THE INVENTION

The invention is directed towards compounds (e.g., any of those delineated herein), methods of modulating activity of metalloenzymes, and methods of treating diseases, disorders or symptoms thereof. The methods can comprise the compounds herein.

A compound of formula (I) or (II), or salt, solvate, hydrate or prodrug thereof, wherein:



Each R^1 and R^2 is independently optionally substituted aryl, optionally substituted naphthyl, optionally substituted heteroaryl, optionally substituted alkyl, optionally substituted aralkyl, optionally substituted cycloalkyl, optionally substituted

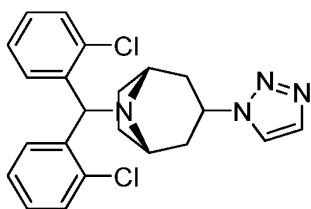
heterocycloalkyl, optionally substituted heteroaryl-alkyl or optionally substituted heteroaryl-(di)fluoroalkyl;

R^3 is independently optionally H, substituted alkyl, or substituted cycloalkyl.

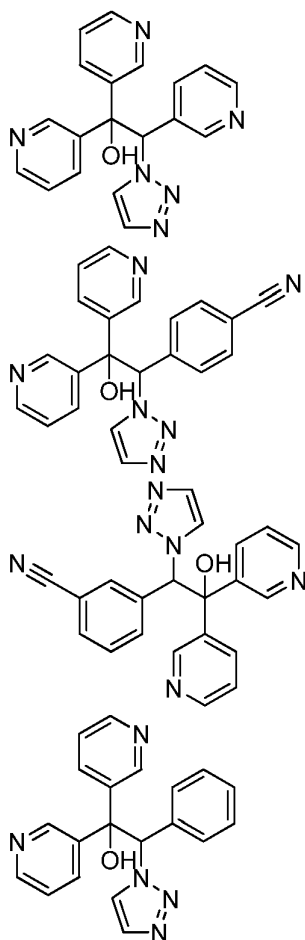
In another aspect, the compound is of formula (I) or (II), or salt, solvate,

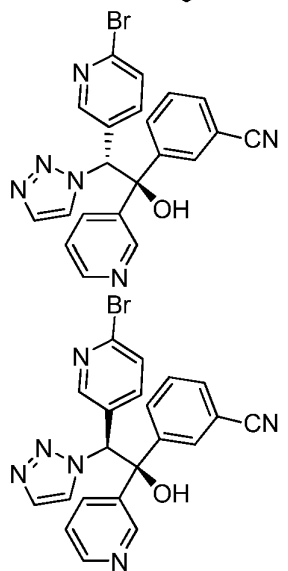
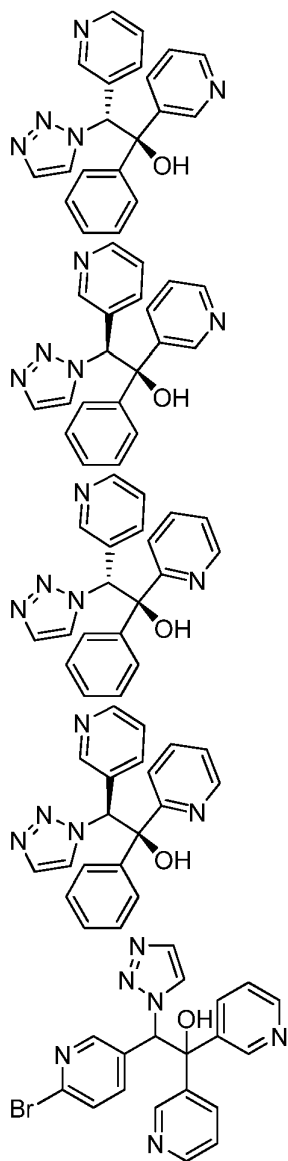
5 hydrate or prodrug thereof,

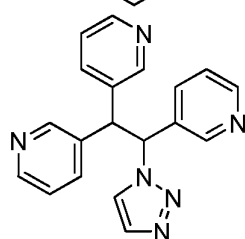
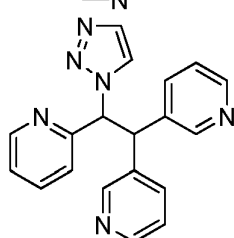
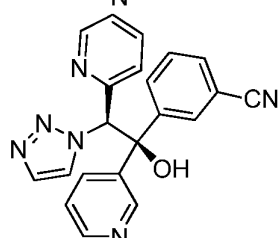
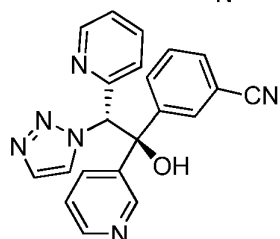
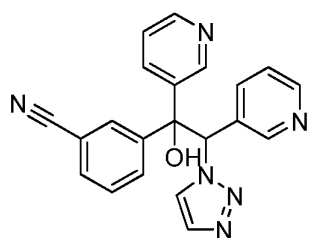
wherein (I) or (II) are not:



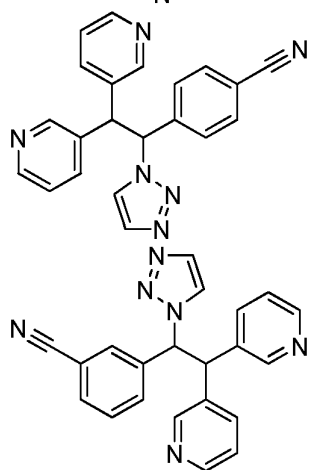
10

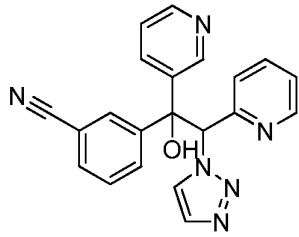
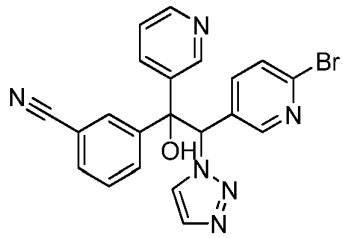
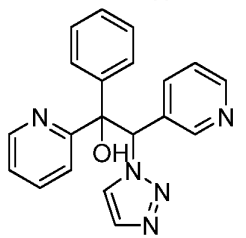
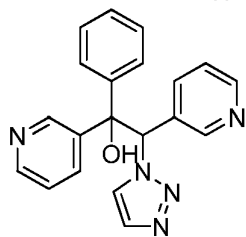
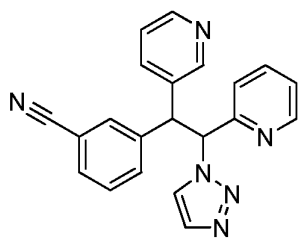




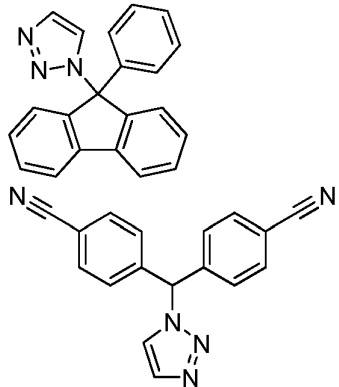


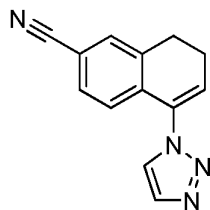
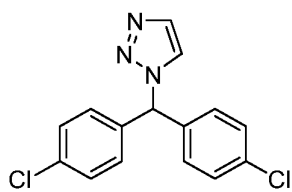
5



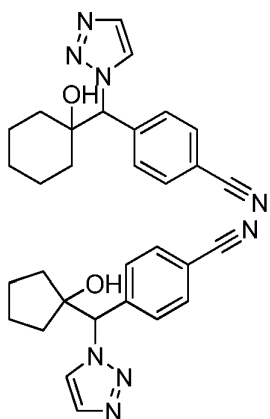


5

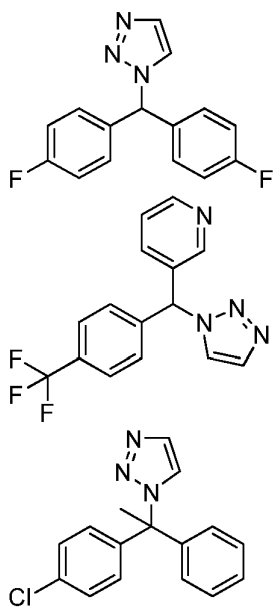


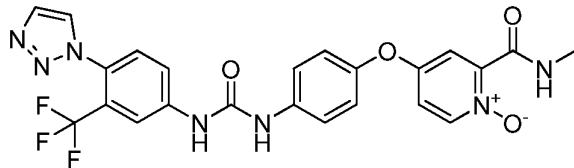
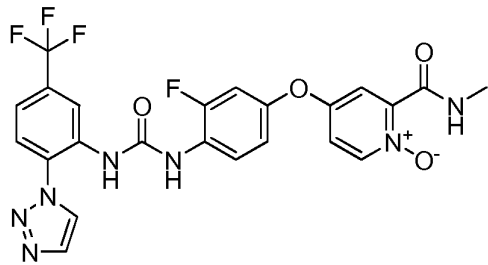
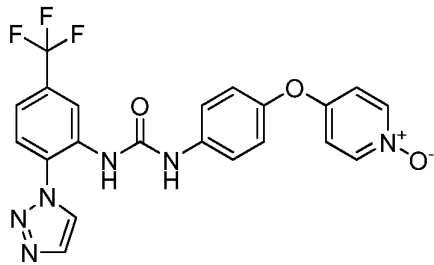
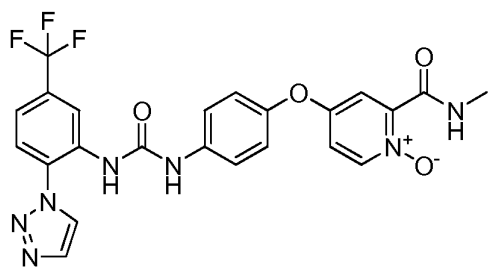
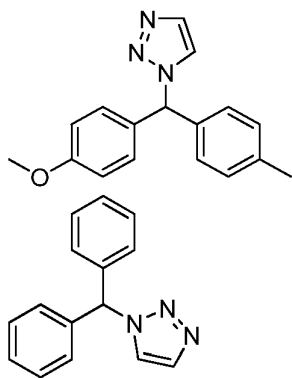


5

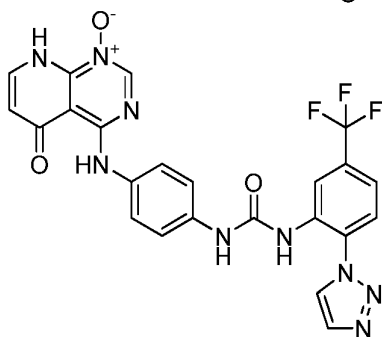
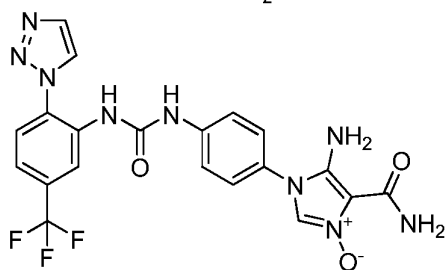
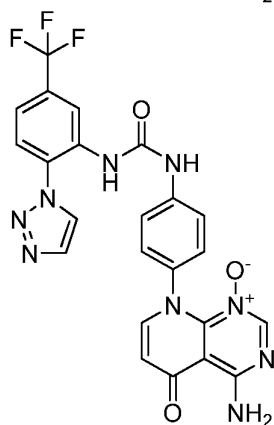
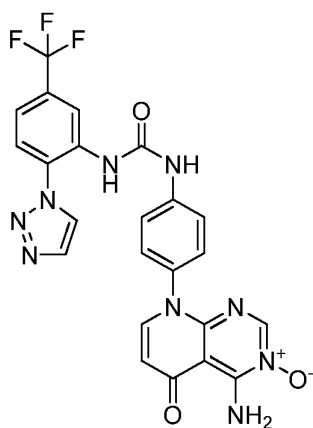


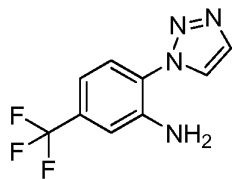
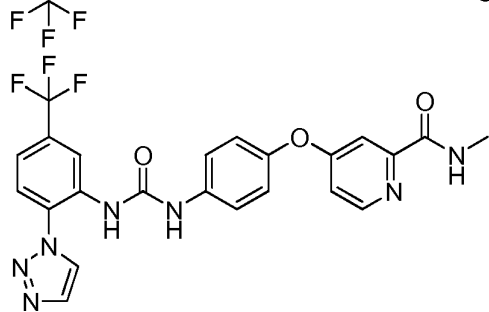
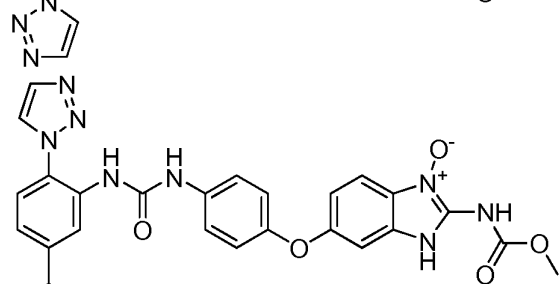
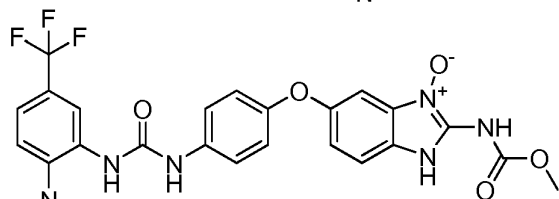
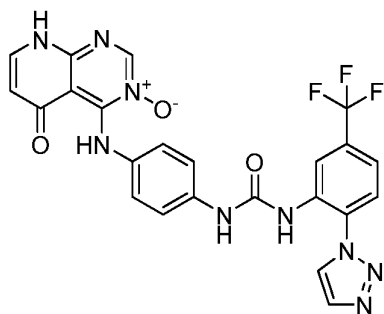
10



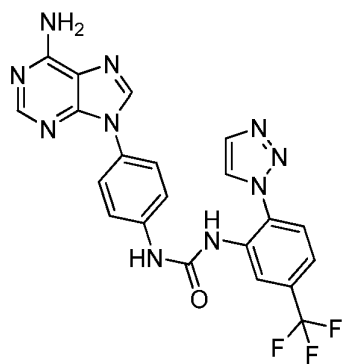


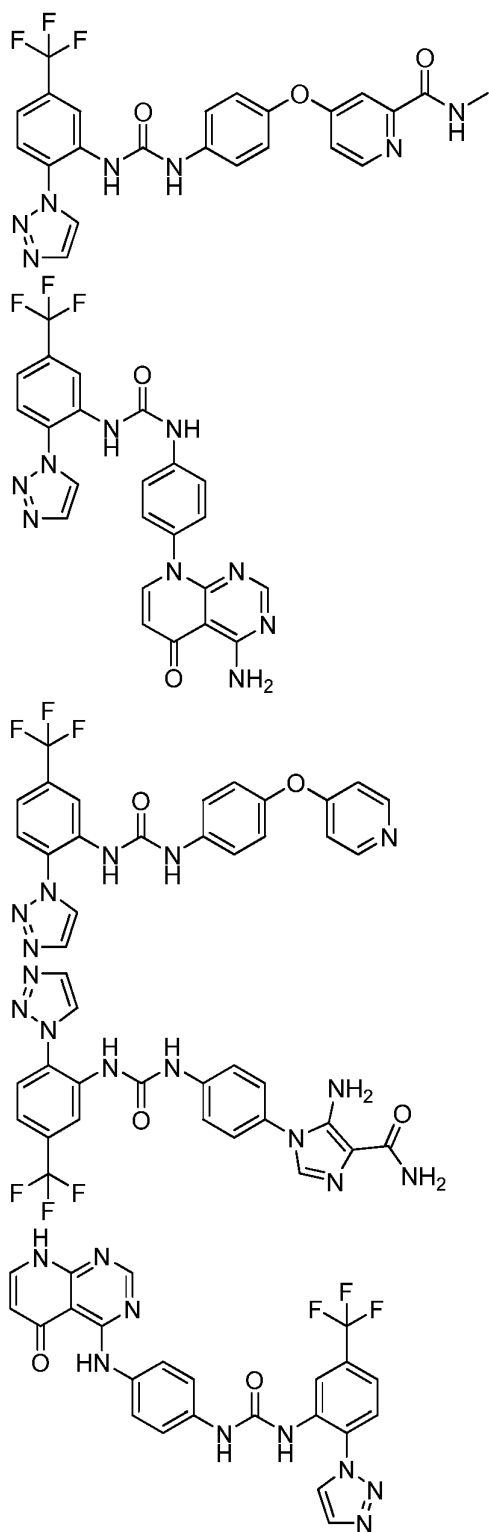
5

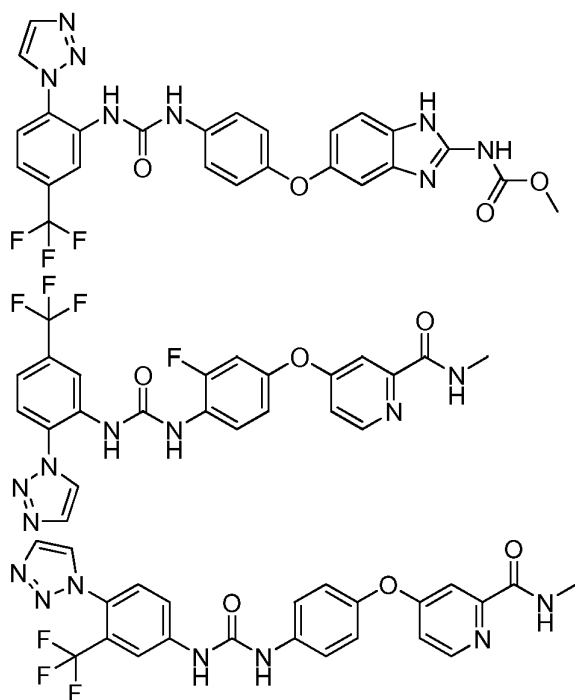




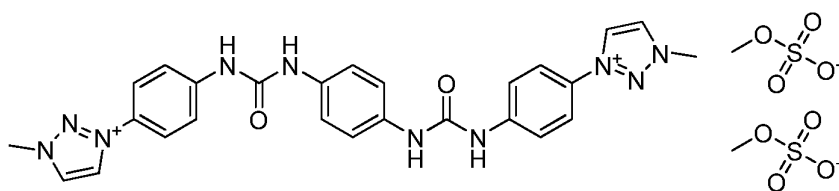
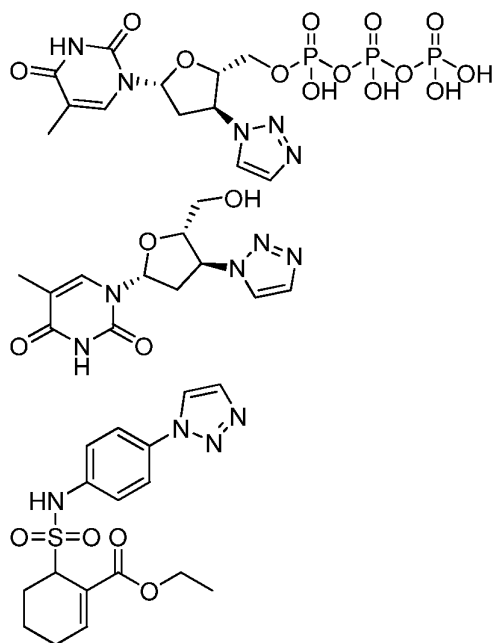
5







5



10

12

and pharmaceutically acceptable salts, solvates, or hydrates thereof.

In one aspect, the compound of formula I or II is that wherein R₃ is H.

In one aspect, the compound of formula I or II is that wherein R₂ is optionally substituted alkyl, and R₃ is H.

5 In one aspect, the compound of formula I or II is that wherein R₁ is optionally substituted aryl, R₂ is alkyl, and R₃ is H.

In one aspect, the compound of formula I or II is that wherein R₁ is optionally substituted heteroaryl, R₂ is alkyl, and R₃ is H.

10 In one aspect, the compound of formula I or II is that wherein R₁ is substituted aryl, R₂ is alkyl, and R₃ is H.

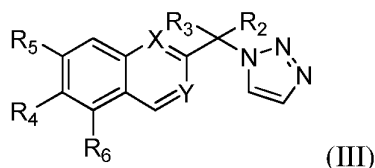
In one aspect, the compound of formula I or II is that wherein R₁ is optionally substituted naphthyl, R₂ is alkyl, and R₃ is H.

In one aspect, the compound of formula I or II is that wherein R₁ is substituted naphthyl, R₂ is alkyl, and R₃ is H.

15 In one aspect, the compound of formula I or II is that wherein R₁ is naphthyl substituted with 1, 2, 3 or 4 substituents, independently selected from alkyl, alkoxy, haloalkoxy, cyano, halo, amino, mono-alkylamino, di-alkylamino, or heteroaryl.

In one aspect, the compound of formula I or II is that wherein R₁ is aryl optionally substituted with 1, 2, 3 or 4 independent substituents selected from alkyl, 20 alkenyl, alkynyl, cycloalkyl, heterocycloalkyl, aralkyl, heteroaralkyl, aryl, heteroaryl, halogen, haloalkyl, cyano, nitro, alkoxy, haloalkoxy, aryloxy, thioalkoxy, cycloalkoxy, hydroxyl, hydroxylalkyl, oxo (i.e., carbonyl), carboxyl, formyl, alkylcarbonyl, alkylcarbonylalkyl, alkoxycarbonyl, alkylcarbonyloxy, aryloxy, carbonyl, heteroaryloxy, heteroaryloxy, carbonyl, thio, mercapto, mercaptoalkyl, arylsulfonyl, 25 amino, aminoalkyl, dialkylamino, alkylcarbonylamino, alkylaminocarbonyl, alkoxycarbonylamino, alkylamino, arylamino, diarylamino, alkylcarbonyl, or arylamino-substituted aryl; arylalkylamino, aralkylaminocarbonyl, amido, alkylaminosulfonyl, arylaminosulfonyl, dialkylaminosulfonyl, alkylsulfonylamino, arylsulfonylamino, imino, carboxamido, carbamido, carbamyl, thioureido, 30 thiocyanato, sulfoamido, sulfonylalkyl, sulfonylaryl, mercaptoalkoxy, N-hydroxyamidinyl, or N'-aryl, N''-hydroxyamidinyl

In one aspect, the compound of formula I is that having the structure of formula (III):



Wherein R^2 and R^3 are as defined above; X is CH or N; Y is CH or N; R^4 and R^5 are independently H, halogen, alkoxy, fluoroalkoxy containing 1-5 fluorines, cyano, carboxamido, optionally substituted aryl, or optionally substituted heteroaryl; and R_6 is independently H, halogen, alkoxy, aryloxy, thioalkoxy, cycloalkoxy, haloalkoxy, fluoroalkoxy containing 1-5 fluorines, cyano, carboxamido, optionally substituted aryl, or optionally substituted heteroaryl.

In one aspect, the compound of formula I (e.g., formula (III)) is that wherein X = CH.

In one aspect, the compound of formula I (e.g., formula (III)) is that wherein X = N.

In one aspect, the compound of formula I (e.g., formula (III)) is that wherein Y = CH.

In one aspect, the compound of formula I (e.g., formula (III)) is that wherein Y = N.

In one aspect, the compound of formula I (e.g., formula (III)) is that wherein X = CH and Y = N.

In one aspect, the compound of formula I (e.g., formula (III)) is that wherein X = N and Y = CH.

In one aspect, the compound of formula I (e.g., formula (III)) is that wherein X = Y = CH.

In one aspect, the compound of formula I (e.g., formula (III)) is that wherein X = Y = N.

In one aspect, the compound of formula I or II is that wherein the compound attains affinity for a metalloenzyme by formation of one or more of the following types of chemical interactions or bonds to a metal: sigma bonds, covalent bonds, coordinate-covalent bonds, ionic bonds, pi bonds, delta bonds, or backbonding interactions.

In one aspect, the compound of formula I or II is that wherein the compound binds to a metal.

In one aspect, the compound of formula I or II is that wherein the compound binds to iron, zinc, heme iron, manganese, magnesium, iron sulfide cluster, nickel, molybdenum, or copper.

In one aspect, the compound of formula I or II is that wherein the compound
5 inhibits an enzyme class selected from cytochrome P450 family, histone deacetylases, matrix metalloproteinases, phosphodiesterases, cyclooxygenases, carbonic anhydrases, and nitric oxide synthases.

In one aspect, the compound of formula I or II is that wherein the compound inhibits an enzyme selected from 4-hydroxyphenyl pyruvate dioxygenase, 5-
10 lipoxygenase, adenosine deaminase, alcohol dehydrogenase, aminopeptidase n, angiotensin converting enzyme, aromatase (CYP19), calcineurin, carbamoyl phosphate synthetase, carbonic anhydrase family, catechol o-methyl transferase, cyclooxygenase family, dihydropyrimidine dehydrogenase-1, DNA polymerase, farnesyl diphosphate synthase, farnesyl transferase, fumarate reductase, GABA
15 aminotransferase, HIF-prolyl hydroxylase, histone deacetylase family, HIV integrase, HIV-1 reverse transcriptase, isoleucine tRNA ligase, lanosterol demethylase (CYP51), matrix metalloprotease family, methionine aminopeptidase, neutral endopeptidase, nitric oxide synthase family, phosphodiesterase III, phosphodiesterase IV, phosphodiesterase V, pyruvate ferredoxin oxidoreductase, renal peptidase,
20 ribonucleoside diphosphate reductase, thromboxane synthase (CYP5a), thyroid peroxidase, tyrosinase, urease, and xanthine oxidase.

In one aspect, the compound of formula I or II is that wherein the compound inhibits an enzyme selected from 1-deoxy-d-xylulose-5-phosphate reductoisomerase (DXR), 17-alpha hydroxylase (CYP17), aldosterone synthase (CYP11B2),
25 aminopeptidase p, anthrax lethal factor, arginase, beta-lactamase, cytochrome P450 2A6, d-ala d-ala ligase, dopamine beta-hydroxylase, endothelin converting enzyme-1, glutamate carboxypeptidase II, glutaminyl cyclase, glyoxalase, heme oxygenase, HPV/HSV E1 helicase, indoleamine 2,3-dioxygenase, leukotriene A4 hydrolase, methionine aminopeptidase 2, peptide deformylase, phosphodiesterase VII, relaxase,
30 retinoic acid hydroxylase (CYP26), TNF-alpha converting enzyme (TACE), UDP-(3-O-(R-3-hydroxymyristoyl))-N-acetylglucosamine deacetylase (LpxC), vascular adhesion protein-1 (VAP-1), and vitamin D hydroxylase (CYP24).

In one aspect, the compound of formula I or II is that wherein the compound is identified as binding to a metal.

In one aspect, the compound of formula I or II is that wherein the compound is identified as binding to iron, zinc, heme-iron, manganese, magnesium, iron-sulfide cluster, nickel, molybdenum, or copper.

In one aspect, the compound of formula I or II is that wherein the compound is
5 identified as inhibiting an enzyme class selected from cytochrome P450 family, histone deacetylases, matrix metalloproteinases, phosphodiesterases, cyclooxygenases, carbonic anhydrases, and nitric oxide synthases.

In one aspect, the compound of formula I or II is that wherein the compound is identified as inhibiting an enzyme selected from 4-hydroxyphenyl pyruvate
10 dioxygenase, 5-lipoxygenase, adenosine deaminase, alcohol dehydrogenase, aminopeptidase n, angiotensin converting enzyme, aromatase (CYP19), calcineurin, carbamoyl phosphate synthetase, carbonic anhydrase family, catechol o-methyl transferase, cyclooxygenase family, dihydropyrimidine dehydrogenase-1, DNA polymerase, farnesyl diphosphate synthase, farnesyl transferase, fumarate reductase,
15 GABA aminotransferase, HIF-prolyl hydroxylase histone deacetylase family, HIV integrase, HIV-1 reverse transcriptase, isoleucine tRNA ligase, lanosterol demethylase (CYP51), matrix metalloprotease family, methionine aminopeptidase, neutral endopeptidase, nitric oxide synthase family, phosphodiesterase III, phosphodiesteraseIV, phosphodiesteraseV, pyruvate ferredoxin oxidoreductase, renal
20 peptidase, ribonucleoside diphosphate reductase, thromboxane synthase (CYP5a), thyroid peroxidase, tyrosinase, urease, and xanthine oxidase.

In one aspect, the compounds herein are those wherein the compound is identified as an inhibitor of CYP17.

In one aspect, the compounds herein are those wherein the compound is
25 identified as having an activity range against a target enzyme and an activity range against an off-target enzyme (e.g., CYP17 $IC_{50} < 1.0 \mu M$ and $IC_{50} > 3.0 \mu M$ for CYP2C9, CYP2C19 and CYP3A4; CYP17 $IC_{50} < 0.5 \mu M$ and $IC_{50} > 1.0 \mu M$ for CYP2C9, CYP2C19 and CYP3A4; CYP17 $IC_{50} < 0.48 \mu M$ and $IC_{50} > 2.8 \mu M$ for CYP2C9, CYP2C19 and CYP3A4; CYP17 $IC_{50} < XX \mu M$ and $IC_{50} > YY \mu M$ for
30 CYP2C9, CYP2C19 and CYP3A4, wherein XX is an independent number and YY is an independent number; in one aspect XX is a number less than YY). In certain aspects, for example, XX is 2-fold, 5-fold, 10-fold, 50-fold, 100-fold, or 1000-fold less than YY.

Another aspect is a method of inhibiting metalloenzyme activity comprising

contacting a compound of the formulae herein with a metalloenzyme. In one aspect, the contacting is in vivo. In another aspect, the contacting is in vitro.

The method can further be that: wherein the metalloenzyme comprises a metal atom that is iron, zinc, heme iron, manganese, magnesium, iron sulfide cluster, nickel,
5 molybdenum, or copper;

wherein the metalloenzyme is a member of an enzyme class selected from cytochrome P450 family, histone deacetylases, matrix metalloproteinases, phosphodiesterases, cyclooxygenases, carbonic anhydrases, and nitric oxide synthases; the metalloenzyme is aromatase (CYP19), a cyclooxygenase, lanosterol
10 demethylase (CYP51), a nitric oxide synthase, thromboxane synthase (CYP5a), thyroid peroxidase, 17-alpha hydroxylase/17,20-lyase (CYP17), aldosterone synthase (CYP11B2), cytochrome P450 2A6, heme oxygenase, indoleamine 2,3-dioxygenase, retinoic acid hydroxylase (CYP26), or vitamin D hydroxylase (CYP24);

wherein the metalloenzyme is 17-alpha hydroxylase/17,20-lyase (CYP17);

15 wherein the metalloenzyme is 4-hydroxyphenyl pyruvate dioxygenase, 5-lipoxygenase, adenosine deaminase, alcohol dehydrogenase, aminopeptidase n, angiotensin converting enzyme, aromatase (CYP19), calcineurin, carbamoyl phosphate synthetase, carbonic anhydrase family, catechol o-methyl transferase, cyclooxygenase family, dihydropyrimidine dehydrogenase-1, DNA polymerase,
20 farnesyl diphosphate synthase, farnesyl transferase, fumarate reductase, GABA aminotransferase, HIF-prolyl hydroxylase, histone deacetylase family, HIV integrase, HIV-1 reverse transcriptase, isoleucine tRNA ligase, lanosterol demethylase (CYP51), matrix metalloprotease family, methionine aminopeptidase, neutral endopeptidase, nitric oxide synthase family, phosphodiesterase III, phosphodiesteraseIV,
25 phosphodiesteraseV, pyruvate ferredoxin oxidoreductase, renal peptidase, ribonucleoside diphosphate reductase, thromboxane synthase (CYP5a), thyroid peroxidase, tyrosinase, urease, and xanthine oxidase; or

wherein the metalloenzyme is 1-deoxy-d-xylulose-5-phosphate reductoisomerase (DXR), 17-alpha hydroxylase (CYP17), aldosterone synthase
30 (CYP11B2), aminopeptidase p, anthrax lethal factor, arginase, beta-lactamase, cytochrome P450 2A6, d-ala d-ala ligase, dopamine beta-hydroxylase, endothelin converting enzyme-1, glutamate carboxypeptidase II, glutaminyl cyclase, glyoxalase, heme oxygenase, HPV/HSV E1 helicase, indoleamine 2,3-dioxygenase, leukotriene A4 hydrolase, methionine aminopeptidase 2, peptide deformylase,

phosphodiesterase VII, relaxase, retinoic acid hydroxylase (CYP26), TNF-alpha converting enzyme (TACE), UDP-(3-O-(R-3-hydroxymyristoyl))-N-acetylglucosamine deacetylase (LpxC), vascular adhesion protein-1 (VAP-1), or vitamin D hydroxylase (CYP24).

5 The methods herein can further comprise administering the compound to a subject.

 The methods herein include those herein wherein the compound of formula (I) or (II) is identified as having an activity range against a target enzyme and an activity range against an off-target enzyme (e.g., CYP17 $IC_{50} < 1.0 \mu M$ and $IC_{50} > 3.0 \mu M$ for
10 CYP2C9, CYP2C19 and CYP3A4; CYP17 $IC_{50} < 0.5 \mu M$ and $IC_{50} > 1.0 \mu M$ for CYP2C9, CYP2C19 and CYP3A4; CYP17 $IC_{50} < 0.48 \mu M$ and $IC_{50} > 2.8 \mu M$ for CYP2C9, CYP2C19 and CYP3A4; CYP17 $IC_{50} < XX \mu M$ and $IC_{50} > YY \mu M$ for CYP2C9, CYP2C19 and CYP3A4, wherein XX is an independent number and YY is an independent number; in one aspect XX is a number less than YY).

15 The compounds herein include those wherein the compound is identified as attaining affinity, at least in part, for a metalloenzyme by formation of one or more of the following types of chemical interactions or bonds to a metal: sigma bonds, covalent bonds, coordinate-covalent bonds, ionic bonds, pi bonds, delta bonds, or backbonding interactions. The compounds can also attain affinity through weaker
20 interactions with the metal such as van der Waals interactions, pi cation interactions, pi-anion interactions, dipole-dipole interactions, ion-dipole interactions. In one aspect, the compound is identified as having a bonding interaction with the metal via the 1-(1, 2, 3-triazole) moiety; in another aspect, the compound is identified as having a bonding interaction with the metal via the N of the 1-(1, 2, 3-triazole) moiety.

25 Methods for assessing metal-ligand binding interactions are known in the art as exemplified in references including, for example, "Principles of Bioinorganic Chemistry" by Lippard and Berg, University Science Books, (1994); "Mechanisms of Inorganic Reactions" by Basolo and Pearson John Wiley & Sons Inc; 2nd edition (September 1967); "Biological Inorganic Chemistry" by Ivano Bertini, Harry Gray,
30 Ed Stiefel, Joan Valentine, University Science Books (2007); Xue et al. "Nature Chemical Biology", vol. 4, no. 2, 107-109 (2008).

 In certain instances, the compounds of the invention are selected from the following of Formula (I) or (II) (and pharmaceutically acceptable salts, solvates, or hydrates thereof):

- 1-(1-(6, 7-dimethoxynaphthalen-2-yl)-2-methylpropyl)-1*H*-1,2,3-triazole (1);
 1-(1-(6, 7-bis (2, 2, 2-trifluoroethoxy) naphthalen-2-yl)-2-methylpropyl)-1*H*-
 1,2,3-triazole (2);
 5 2-(2-Methyl-1-(1*H*-1,2,3-triazol-1-yl)propyl)-6-(2,2,2-
 trifluoroethoxy)quinoline (3); or
 6-(4-Fluorophenyl)-2-(2-methyl-1-(1*H*-1,2,3-triazol-1-yl)propyl)quinoline (4)
 1-(2-methyl-1-(6-(2,2,2-trifluoroethoxy)naphthalen-2-yl)propyl)-1*H*-1,2,3-
 triazole (5)
 10 1-(1-(6-isopropoxynaphthalen-2-yl)-2-methylpropyl)-1*H*-1,2,3-triazole (6)
 1-(1-(6-methoxynaphthalen-2-yl)-2-methylpropyl)-1*H*-1,2,3-triazole (7)
 1-(1-(6-ethoxynaphthalen-2-yl)-2-methylpropyl)-1*H*-1,2,3-triazole (8)
 1-(1-(6,7-bis(difluoromethoxy)naphthalen-2-yl)-2-methylpropyl)-1*H*-1,2,3-
 triazole (9)
 15 1-(1-(6-(difluoromethoxy)naphthalen-2-yl)-2-methylpropyl)-1*H*-1,2,3-triazole
 (10)
 6-methoxy-2-(2-methyl-1-(1*H*-1,2,3-triazol-1-yl)propyl)quinoline (11)
 6-(2-methyl-1-(1*H*-1,2,3-triazol-1-yl)propyl)-2-naphthonitrile (12)
 6-(difluoromethoxy)-2-(2-methyl-1-(1*H*-1,2,3-triazol-1-yl)propyl)quinoline
 20 (13)
 6,7-dichloro-2-(2-methyl-1-(1*H*-1,2,3-triazol-1-yl)propyl)quinoline (14)
 2-(2-methyl-1-(1*H*-1,2,3-triazol-1-yl)propyl)-6-(trifluoromethoxy)quinoline
 (15)
 6,7-difluoro-2-(2-methyl-1-(1*H*-1,2,3-triazol-1-yl)propyl)quinoline (16)
 25 5-fluoro-2-(2-methyl-1-(1*H*-1,2,3-triazol-1-yl)propyl)-6-(thiophen-2-
 yl)quinoline (17)
 5-chloro-2-(2-methyl-1-(1*H*-1,2,3-triazol-1-yl)propyl)-6-(2,2,2-
 trifluoroethoxy)quinolines
 (18)
 30 6,7-bis(difluoromethoxy)-2-(2-methyl-1-(1*H*-1,2,3-triazol-1-
 yl)propyl)quinolines (19)
 5-chloro-6-(difluoromethoxy)-2-(2-methyl-1-(1*H*-1,2,3-triazol-1-
 yl)propyl)quinolines (20)
 5,6-dichloro-2-(2-methyl-1-(1*H*-1,2,3-triazol-1-yl)propyl)quinolines (21)

5-chloro-2-(2-methyl-1-(1H-1,2,3-triazol-1-yl)propyl)-6-(trifluoromethoxy)quinolines (22)

2-(2-methyl-1-(1H-1,2,3-triazol-1-yl)propyl)quinoline-6-carbonitrile (23)

5 In another aspect, the invention provides a pharmaceutical composition comprising the compound of formula I or II and a pharmaceutically acceptable carrier.

In other aspects, the invention provides a method of modulating metalloenzyme activity in a subject, comprising contacting the subject with a compound of formula I or II, in an amount and under conditions sufficient to
10 modulate metalloenzyme activity.

In one aspect, the invention provides a method of treating a subject suffering from or susceptible to a disorder or disease delineated herein, comprising administering to the subject an effective amount of a compound or pharmaceutical composition of formula I or II.

15 In one aspect, the invention provides a method of treating a subject suffering from or susceptible to a metalloenzyme-related disorder or disease, comprising administering to the subject an effective amount of a compound or pharmaceutical composition of formula I or II.

In another aspect, the invention provides a method of treating a subject
20 suffering from or susceptible to a metalloenzyme-related disorder or disease, wherein the subject has been identified as in need of treatment for a metalloenzyme-related disorder or disease, comprising administering to said subject in need thereof, an effective amount of a compound or pharmaceutical composition of formula I or II, such that said subject is treated for said disorder.

25 In another aspect, the invention provides a method of treating a subject suffering from or susceptible to a metalloenzyme-mediated disorder or disease, wherein the subject has been identified as in need of treatment for a metalloenzyme-mediated disorder or disease, comprising administering to said subject in need thereof, an effective amount of a compound or pharmaceutical composition of
30 formula I or II, such that metalloenzyme activity in said subject is modulated (e.g., down regulated, inhibited). In another aspect, the compounds delineated herein preferentially target cancer cells over nontransformed cells.

The methods herein include those wherein the disease or disorder is mediated by any of 4-hydroxyphenyl pyruvate dioxygenase, 5-lipoxygenase, adenosine

deaminase, alcohol dehydrogenase, aminopeptidase n, angiotensin converting enzyme, aromatase (CYP19), calcineurin, carbamoyl phosphate synthetase, carbonic anhydrase family, catechol o-methyl transferase, cyclooxygenase family, dihydropyrimidine dehydrogenase-1, DNA polymerase, farnesyl diphosphate
 5 synthase, farnesyl transferase, fumarate reductase, GABA aminotransferase, HIF-prolyl hydroxylase, histone deacetylase family, HIV integrase, HIV-1 reverse transcriptase, isoleucine tRNA ligase, lanosterol demethylase (CYP51), matrix metalloprotease family, methionine aminopeptidase, neutral endopeptidase, nitric oxide synthase family, phosphodiesterase III, phosphodiesteraseIV,
 10 phosphodiesteraseV, pyruvate ferredoxin oxidoreductase, renal peptidase, ribonucleoside diphosphate reductase, thromboxane synthase (CYP5a), thyroid peroxidase, tyrosinase, urease, or xanthine oxidase.

The methods herein include those wherein the disease or disorder is mediated by any of 1-deoxy-d-xylulose-5-phosphate reductoisomerase (DXR), 17-alpha
 15 hydroxylase (CYP17), aldosterone synthase (CYP11B2), aminopeptidase p, anthrax lethal factor, arginase, beta-lactamase, cytochrome P450 2A6, d-ala d-ala ligase, dopamine beta-hydroxylase, endothelin converting enzyme-1, glutamate carboxypeptidase II, glutaminyl cyclase, glyoxalase, heme oxygenase, HPV/HSV E1 helicase, indoleamine 2,3-dioxygenase, leukotriene A4 hydrolase, methionine
 20 aminopeptidase 2, peptide deformylase, phosphodiesteraseVII, relaxase, retinoic acid hydroxylase (CYP26), TNF-alpha converting enzyme (TACE), UDP-(3-O-(R-3-hydroxymyristoyl))-N-acetylglucosamine deacetylase (LpxC), vascular adhesion protein-1 (VAP-1), or vitamin D hydroxylase (CYP24).

The methods herein include those wherein the disease or disorder is cancer,
 25 cardiovascular disease, inflammatory disease, infectious disease, metabolic disease, ophthalmologic disease, central nervous system (CNS) disease, urologic disease, or gastrointestinal disease.

The methods herein include those wherein the disease or disorder is prostate cancer, breast cancer, endometriosis, uterine fibroids, inflammatory bowel disease,
 30 psoriasis, systemic fungal infection, onychomycosis, or cardiovascular disease.

Methods delineated herein include those wherein the subject is identified as in need of a particular stated treatment. Identifying a subject in need of such treatment can be in the judgment of a subject or a health care professional and can be subjective (e.g. opinion) or objective (e.g. measurable by a test or diagnostic method).

Another aspect of the invention is a composition comprising a compound of any of the formulae herein and an agriculturally acceptable carrier.

Another aspect of the invention is a method of treating or preventing a metalloenzyme-mediated disease or disorder in or on a plant comprising contacting a compound of any of the formulae herein with the plant.

Another aspect of the invention is a method of inhibiting metalloenzyme activity in a microorganism on a plant comprising contacting a compound of any of the formulae herein with the plant.

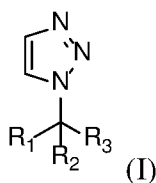
Another aspect of the invention is a method of treating or preventing a fungal disease or disorder in or on a plant comprising contacting a compound of any of any of the formulae herein with the plant.

Another aspect of the invention is a method of treating or preventing fungi growth in or on a plant comprising contacting a compound of any of any of the formulae herein with the plant.

Another aspect of the invention is a method of inhibiting microorganisms in or on a plant comprising contacting a compound of any of the formulae herein with the plant.

The present invention as claimed herein is described in the following items 1 to 21:

1. A compound of formula (I), or salt, solvate, hydrate or prodrug thereof, wherein:



R¹ is optionally substituted naphthyl or optionally substituted quinolinyl;

R² is alkyl; and

R³ is H;

wherein substituted in R¹ refers to alkyl, alkenyl, alkynyl, cycloalkyl, heterocycloalkyl, aralkyl, heteroaralkyl, aryl, heteroaryl, halogen, haloalkyl, cyano, nitro, alkoxy, haloalkoxy, thioalkoxy, cycloalkoxy, aryloxy, hydroxyl, hydroxylalkyl, oxo (i.e., carbonyl), carboxyl, formyl, alkylcarbonyl, alkylcarbonylalkyl, alkoxycarbonyl, alkylcarbonyloxy, aryloxycarbonyl, heteroaryloxy, heteroaryloxycarbonyl, thio, mercapto, mercaptoalkyl, arylsulfonyl, amino, aminoalkyl, dialkylamino, hydroxyalkylamino, alkylcarbonylamino, alkylaminocarbonyl, alkoxycarbonylamino, alkylamino, arylamino, diarylamino, alkylcarbonyl, or arylamino-substituted aryl; arylalkylamino, aralkylaminocarbonyl, amido, alkylaminosulfonyl, arylaminosulfonyl, dialkylaminosulfonyl, alkylsulfonylamino, arylsulfonylamino, imino, carboxamido, carbamido, carbamyl, thioureido, thiocyanato, sulfoamido, sulfonylalkyl, sulfonylaryl, mercaptoalkoxy, N-hydroxyamidinyl, or N'-aryl, N''-hydroxyamidinyl.

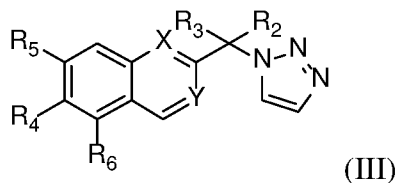
2. The compound of item 1, wherein R₁ is optionally substituted quinolinyl, R₂ is alkyl, and R₃ is H.

3. The compound of item 1, wherein R₁ is optionally substituted naphthyl, R₂ is alkyl, and R₃ is H.

4. The compound of item 3, wherein R₁ is substituted naphthyl, R₂ is alkyl, and R₃ is H.

5. The compound of item 4, wherein R₁ is naphthyl substituted with 1, 2, 3 or 4 substituents, independently selected from alkyl, alkoxy, haloalkoxy, cyano, halo, amino, mono-alkylamino, di-alkylamino, or heteroaryl.

6. The compound of item 1 having the structure of formula (III):



wherein X is CH or N, Y is CH, R⁴ and R⁵ are independently H, halogen, alkoxy, fluoroalkoxy containing 1-5 fluorines, cyano, carboxamido, aryl, or heteroaryl; and R₆ is

independently H, halogen, alkoxy, aryloxy, thioalkoxy, cycloalkoxy, haloalkoxy, fluoroalkoxy containing 1-5 fluorines, cyano, carboxamido, aryl, or heteroaryl.

7. The compound of item 6, wherein X = CH and Y = CH.

8. The compound of item 6, wherein X = N and Y = CH.

9. The compound of item 1 that is:

1-(1-(6, 7-dimethoxynaphthalen-2-yl)-2-methylpropyl)-1*H*-1,2,3-triazole (1);

1-(1-(6, 7-bis (2, 2, 2-trifluoroethoxy) naphthalen-2-yl)-2-methylpropyl)-1*H*-1,2,3-triazole (2);

2-(2-Methyl-1-(1*H*-1,2,3-triazol-1-yl)propyl)-6-(2,2,2-trifluoroethoxy)quinoline (3); or

6-(4-Fluorophenyl)-2-(2-methyl-1-(1*H*-1,2,3-triazol-1-yl)propyl)quinoline (4)

1-(2-methyl-1-(6-(2,2,2-trifluoroethoxy)naphthalen-2-yl)propyl)-1*H*-1,2,3-triazole (5)

1-(1-(6-isopropoxynaphthalen-2-yl)-2-methylpropyl)-1*H*-1,2,3-triazole (6)

1-(1-(6-methoxynaphthalen-2-yl)-2-methylpropyl)-1*H*-1,2,3-triazole (7)

1-(1-(6-ethoxynaphthalen-2-yl)-2-methylpropyl)-1*H*-1,2,3-triazole (8)

1-(1-(6,7-bis(difluoromethoxy)naphthalen-2-yl)-2-methylpropyl)-1*H*-1,2,3-triazole (9)

1-(1-(6-(difluoromethoxy)naphthalen-2-yl)-2-methylpropyl)-1*H*-1,2,3-triazole (10)

6-methoxy-2-(2-methyl-1-(1*H*-1,2,3-triazol-1-yl)propyl)quinoline (11)

6-(2-methyl-1-(1*H*-1,2,3-triazol-1-yl)propyl)-2-naphthonitrile (12)

6-(difluoromethoxy)-2-(2-methyl-1-(1*H*-1,2,3-triazol-1-yl)propyl)quinoline (13)

6,7-dichloro-2-(2-methyl-1-(1*H*-1,2,3-triazol-1-yl)propyl)quinoline (14)

2-(2-methyl-1-(1*H*-1,2,3-triazol-1-yl)propyl)-6-(trifluoromethoxy)quinoline (15)

6,7-difluoro-2-(2-methyl-1-(1*H*-1,2,3-triazol-1-yl)propyl)quinoline (16)

5-fluoro-2-(2-methyl-1-(1*H*-1,2,3-triazol-1-yl)propyl)-6-(thiophen-2-yl)quinoline (17)

5-chloro-2-(2-methyl-1-(1H-1,2,3-triazol-1-yl)propyl)-6-(2,2,2-trifluoroethoxy)quinolines (18)

5 6,7-bis(difluoromethoxy)-2-(2-methyl-1-(1H-1,2,3-triazol-1-yl)propyl)quinolines (19)

5-chloro-6-(difluoromethoxy)-2-(2-methyl-1-(1H-1,2,3-triazol-1-yl)propyl)quinolines (20)

5,6-dichloro-2-(2-methyl-1-(1H-1,2,3-triazol-1-yl)propyl)quinolines (21)

10 5-chloro-2-(2-methyl-1-(1H-1,2,3-triazol-1-yl)propyl)-6-(trifluoromethoxy)quinolines (22)

2-(2-methyl-1-(1H-1,2,3-triazol-1-yl)propyl)quinoline-6-carbonitrile (23)
or salt, solvate, hydrate or prodrug thereof.

10. A method of inhibiting metalloenzyme activity comprising contacting a compound of
15 any one of items 1-9 with a metalloenzyme.

11. A method of treating a subject suffering from or susceptible to a metalloenzyme-related disorder or disease, comprising administering to the subject an effective amount of a compound of any one of items 1-9, or salt, solvate, hydrate or prodrug thereof.
20

12. A method of treating a subject suffering from or susceptible to a metalloenzyme-related disorder or disease, wherein the subject has been identified as in need of treatment for a metalloenzyme-related disorder or disease, comprising administering to said subject in need thereof, an effective amount of a compound of any one of items 1-9, or salt,
25 solvate, hydrate or prodrug thereof, such that said subject is treated for said disorder.

13. A method of treating a subject suffering from or susceptible to a metalloenzyme-mediated disorder or disease, wherein the subject has been identified as in need of treatment for a metalloenzyme-mediated disorder or disease, comprising administering to
30 said subject in need thereof, an effective amount of a compound of any one of items 1-9, such that metalloenzyme activity in said subject is modulated.

14. The method of any one of items 11-13, wherein the disease or disorder is mediated by any of 4-hydroxyphenyl pyruvate dioxygenase, 5-lipoxygenase, adenosine deaminase, alcohol dehydrogenase, aminopeptidase n, angiotensin converting enzyme, aromatase (CYP19), calcineurin, carbamoyl phosphate synthetase, carbonic anhydrase family, catechol o-methyl transferase, cyclooxygenase family, dihydropyrimidine dehydrogenase-1, DNA polymerase, farnesyl diphosphate synthase, farnesyl transferase, fumarate reductase, GABA aminotransferase, HIF-prolyl hydroxylase, histone deacetylase family, HIV integrase, HIV-1 reverse transcriptase, isoleucine tRNA ligase, lanosterol demethylase (CYP51), matrix metalloprotease family, methionine aminopeptidase, neutral endopeptidase, nitric oxide synthase family, phosphodiesterase III, phosphodiesteraseIV, phosphodiesteraseV, pyruvate ferredoxin oxidoreductase, renal peptidase, ribonucleoside diphosphate reductase, thromboxane synthase (CYP5a), thyroid peroxidase, tyrosinase, urease, or xanthine oxidase.
15. The method of any one of items 11-13, wherein the disease or disorder is mediated by any of 1-deoxy-d-xylulose-5-phosphate reductoisomerase (DXR), 17-alpha hydroxylase (CYP17), aldosterone synthase (CYP11B2), aminopeptidase p, anthrax lethal factor, arginase, beta-lactamase, cytochrome P450 2A6, d-ala d-ala ligase, dopamine beta-hydroxylase, endothelin converting enzyme-1, glutamate carboxypeptidase II, glutaminyl cyclase, glyoxalase, heme oxygenase, HPV/HSV E1 helicase, indoleamine 2,3-dioxygenase, leukotriene A4 hydrolase, methionine aminopeptidase 2, peptide deformylase, phosphodiesteraseVII, relaxase, retinoic acid hydroxylase (CYP26), TNF-alpha converting enzyme (TACE), UDP-(3-O-(R-3-hydroxymyristoyl))-N-acetylglucosamine deacetylase (LpxC), vascular adhesion protein-1 (VAP-1), or vitamin D hydroxylase (CYP24).
16. The method of any one of items 11-13, wherein the disease or disorder is cancer, cardiovascular disease, inflammatory disease, infectious disease, metabolic disease, ophthalmologic disease, central nervous system (CNS) disease, urologic disease, or gastrointestinal disease.

17. The method of any one of items 11-13, wherein the disease or disorder is prostate cancer, breast cancer, androgen-dependent cancers, estrogen-dependent cancers, adrenal hyperplasia, prostatic hypertrophy, virilism, hirsutism, male pattern alopecia, precocious puberty, endometriosis, uterus myoma, uterine cancer, mastopathy, polycystic ovary syndrome, infertility, acne, functional ovarian hyperandrogenism, hyperandrogenism with chronic anovulation, hyperandrogenemia, premature adrenarche, adrenal or androgen excess, uterine fibroids, inflammatory bowel disease, psoriasis, systemic fungal infection, onychomycosis, or cardiovascular disease.

18. A composition comprising a compound of any one of items 1-9, or salt, solvate, hydrate or prodrug thereof, and a pharmaceutically acceptable carrier.

19. The composition of item 18 further comprising an additional therapeutic agent.

20. The composition of item 18 further comprising an additional therapeutic agent that is an anti-cancer agent, antifungal agent, cardiovascular agent, antiinflammatory agent, chemotherapeutic agent, an anti-angiogenesis agent, cytotoxic agent, an anti-proliferation agent, metabolic disease agent, ophthalmologic disease agent, central nervous system (CNS) disease agent, urologic disease agent, or gastrointestinal disease agent.

21. Use of a compound of any one of items 1-9, or salt, solvate, hydrate or prodrug thereof, in the manufacture of a medicament for treating a subject suffering from or susceptible to a metalloenzyme-related disorder or disease.

DETAILED DESCRIPTION

Definitions

In order that the invention may be more readily understood, certain terms are first defined here for convenience.

As used herein, the term "treating" a disorder encompasses preventing, ameliorating, mitigating and/or managing the disorder and/or conditions that may cause the disorder. The terms "treating" and "treatment" refer to a method of alleviating or abating a disease and/or its attendant symptoms. In accordance with the present

invention "treating" includes preventing, blocking, inhibiting, attenuating, protecting against, modulating, reversing the effects of and reducing the occurrence of e.g., the harmful effects of a disorder.

- 5 As used herein, "inhibiting" encompasses preventing, reducing and halting progression. Note that "enzyme inhibition" (e.g., metalloenzyme inhibition) is distinguished and described below.

The term "modulate" refers to increases or decreases in the activity of an enzyme in response to exposure to a compound of the invention.

The terms "isolated," "purified," or "biologically pure" refer to material that is substantially or essentially free from components that normally accompany it as found
5 in its native state. Purity and homogeneity are typically determined using analytical chemistry techniques such as polyacrylamide gel electrophoresis or high performance liquid chromatography. Particularly, in embodiments the compound is at least 85% pure, more preferably at least 90% pure, more preferably at least 95% pure, and most preferably at least 99% pure.

10 The term "administration" or "administering" includes routes of introducing the compound(s) to a subject to perform their intended function. Examples of routes of administration which can be used include injection (subcutaneous, intravenous, parenterally, intraperitoneally, intrathecal), topical, oral, inhalation, rectal and transdermal.

15 The term "effective amount" includes an amount effective, at dosages and for periods of time necessary, to achieve the desired result. An effective amount of compound may vary according to factors such as the disease state, age, and weight of the subject, and the ability of the compound to elicit a desired response in the subject. Dosage regimens may be adjusted to provide the optimum therapeutic response. An
20 effective amount is also one in which any toxic or detrimental effects (*e.g.*, side effects) of the inhibitor compound are outweighed by the therapeutically beneficial effects.

The phrases "systemic administration," "administered systemically", "peripheral administration" and "administered peripherally" as used herein mean the
25 administration of a compound(s), drug or other material, such that it enters the patient's system and, thus, is subject to metabolism and other like processes.

The term "therapeutically effective amount" refers to that amount of the compound being administered sufficient to prevent development of or alleviate to some extent one or more of the symptoms of the condition or disorder being treated.

30 A therapeutically effective amount of compound (*i.e.*, an effective dosage) may range from about 0.005 µg/kg to about 200 mg/kg, preferably about 0.01 mg/kg to about 200 mg/kg, more preferably about 0.015 mg/kg to about 30 mg/kg of body weight. In other embodiments, the therapeutically effect amount may range from

about 1.0 pM to about 10 μ M. The skilled artisan will appreciate that certain factors may influence the dosage required to effectively treat a subject, including but not limited to the severity of the disease or disorder, previous treatments, the general health and/or age of the subject, and other diseases present. Moreover, treatment of a
5 subject with a therapeutically effective amount of a compound can include a single treatment or, preferably, can include a series of treatments. In one example, a subject is treated with a compound in the range of between about 0.005 μ g/kg to about 200 mg/kg of body weight, one time per day for between about 1 to 10 weeks, preferably between 2 to 8 weeks, more preferably between about 3 to 7 weeks, and even more
10 preferably for about 4, 5, or 6 weeks. In another example, a subject may be treated daily for several years in the setting of a chronic condition or illness. It will also be appreciated that the effective dosage of a compound used for treatment may increase or decrease over the course of a particular treatment.

The term "chiral" refers to molecules which have the property of non-
15 superimposability of the mirror image partner, while the term "achiral" refers to molecules which are superimposable on their mirror image partner.

The term "diastereomers" refers to stereoisomers with two or more centers of dissymmetry and whose molecules are not mirror images of one another.

The term "enantiomers" refers to two stereoisomers of a compound which are
20 non-superimposable mirror images of one another. An equimolar mixture of two enantiomers is called a "racemic mixture" or a "racemate."

The term "isomers" or "stereoisomers" refers to compounds which have identical chemical constitution, but differ with regard to the arrangement of the atoms or groups in space.

25 The term "prodrug" includes compounds with moieties which can be metabolized *in vivo*. Generally, the prodrugs are metabolized *in vivo* by esterases or by other mechanisms to active drugs. Examples of prodrugs and their uses are well known in the art (See, *e.g.*, Berge *et al.* (1977) "Pharmaceutical Salts", *J. Pharm. Sci.* 66:1-19). The prodrugs can be prepared *in situ* during the final isolation and
30 purification of the compounds, or by separately reacting the purified compound in its free acid form or hydroxyl with a suitable esterifying agent. Hydroxyl groups can be converted into esters *via* treatment with a carboxylic acid. Examples of prodrug moieties include substituted and unsubstituted, branch or unbranched lower alkyl ester

moieties, (e.g., propionic acid esters), lower alkenyl esters, di-lower alkyl-amino lower-alkyl esters (e.g., dimethylaminoethyl ester), acylamino lower alkyl esters (e.g., acetyloxymethyl ester), acyloxy lower alkyl esters (e.g., pivaloyloxymethyl ester), aryl esters (phenyl ester), aryl-lower alkyl esters (e.g., benzyl ester), substituted (e.g.,
5 with methyl, halo, or methoxy substituents) aryl and aryl-lower alkyl esters, amides, lower-alkyl amides, di-lower alkyl amides, and hydroxy amides. Preferred prodrug moieties are propionic acid esters and acyl esters. Prodrugs which are converted to active forms through other mechanisms *in vivo* are also included. In aspects, the compounds of the invention are prodrugs of any of the formulae herein.

10 The term "subject" refers to animals such as mammals, including, but not limited to, primates (e.g., humans), cows, sheep, goats, horses, dogs, cats, rabbits, rats, mice and the like. In certain embodiments, the subject is a human.

The terms "a," "an," and "the" refer to "one or more" when used in this application, including the claims. Thus, for example, reference to "a sample" includes
15 a plurality of samples, unless the context clearly is to the contrary (e.g., a plurality of samples), and so forth.

Throughout this specification and the claims, the words "comprise," "comprises," and "comprising" are used in a non-exclusive sense, except where the context requires otherwise.

20 As used herein, the term "about," when referring to a value is meant to encompass variations of, in some embodiments $\pm 20\%$, in some embodiments $\pm 10\%$, in some embodiments $\pm 5\%$, in some embodiments $\pm 1\%$, in some embodiments $\pm 0.5\%$, and in some embodiments $\pm 0.1\%$ from the specified amount, as such variations are appropriate to perform the disclosed methods or employ the disclosed
25 compositions.

Use of the word "inhibitor" herein is meant to mean a molecule that exhibits activity for inhibiting a metalloenzyme. By "inhibit" herein is meant to decrease the activity of metalloenzyme, as compared to the activity of metalloenzyme in the absence of the inhibitor. In some embodiments, the term "inhibit" means a decrease
30 in metalloenzyme activity of at least about 5%, at least about 10%, at least about 20%, at least about 25%, at least about 50%, at least about 60%, at least about 70%, at least about 80%, at least about 90%, or at least about 95%. In other embodiments, inhibit means a decrease in metalloenzyme activity of about 5% to about 25%, about 25% to about 50%, about 50% to about 75%, or about 75% to 100%. In some embodiments,

inhibit means a decrease in metalloenzyme activity of about 95% to 100%, e.g., a decrease in activity of 95%, 96%, 97%, 98%, 99%, or 100%. Such decreases can be measured using a variety of techniques that would be recognizable by one of skill in the art. Particular assays for measuring individual activity are described below.

5 Furthermore the compounds of the invention include olefins having either geometry: "Z" refers to what is referred to as a "cis" (same side) configuration whereas "E" refers to what is referred to as a "trans" (opposite side) configuration. With respect to the nomenclature of a chiral center, the terms "d" and "l" (or plus and minus) configuration are as defined by the IUPAC Recommendations. As to the use
10 of the terms, diastereomer, racemate, epimer and enantiomer, these will be used in their normal context to describe the stereochemistry of preparations.

As used herein, the term "alkyl" refers to a straight-chained or branched hydrocarbon group containing 1 to 12 carbon atoms. The term "lower alkyl" refers to a C1-C6 alkyl chain. Examples of alkyl groups include methyl, ethyl, n-propyl,
15 isopropyl, *tert*-butyl, and n-pentyl. Alkyl groups may be optionally substituted with one or more substituents.

The term "alkenyl" refers to an unsaturated hydrocarbon chain that may be a straight chain or branched chain, containing 2 to 12 carbon atoms and at least one carbon-carbon double bond. Alkenyl groups may be optionally substituted with one
20 or more substituents.

The term "alkynyl" refers to an unsaturated hydrocarbon chain that may be a straight chain or branched chain, containing the 2 to 12 carbon atoms and at least one carbon-carbon triple bond. Alkynyl groups may be optionally substituted with one or more substituents.

25 The sp^2 or sp carbons of an alkenyl group and an alkynyl group, respectively, may optionally be the point of attachment of the alkenyl or alkynyl groups.

The term "alkoxy" refers to an -O-alkyl group.

The term "aryloxy" refers to an -O-aryl group.

The term "cycloalkoxy" refers to an -O-cycloalkyl group.

30 The term "haloalkyl" refers to an alkyl group that is substituted by one or more halo substituents. Examples of haloalkyl groups include trifluoromethyl, and 2,2,2-trifluoroethyl.

The term "haloalkoxy" refers to an -O-alkyl group that is substituted by one or more halo substituents. Examples of haloalkoxy groups include trifluoromethoxy, and 2,2,2-trifluoroethoxy.

As used herein, the term "halogen", "hal" or "halo" means -F, -Cl, -Br or -I.

5 The term "cycloalkyl" refers to a hydrocarbon 3-8 membered monocyclic or 7-14 membered bicyclic ring system having at least one saturated ring or having at least one non-aromatic ring, wherein the non-aromatic ring may have some degree of unsaturation. Cycloalkyl groups may be optionally substituted with one or more substituents. In one embodiment, 0, 1, 2, 3, or 4 atoms of each ring of a cycloalkyl
10 group may be substituted by a substituent. Representative examples of cycloalkyl group include cyclopropyl, cyclopentyl, cyclohexyl, cyclobutyl, cycloheptyl, cyclopentenyl, cyclopentadienyl, cyclohexenyl, cyclohexadienyl, and the like.

The term "aryl" refers to a hydrocarbon monocyclic, bicyclic or tricyclic aromatic ring system. Aryl groups may be optionally substituted with one or more
15 substituents. In one embodiment, 0, 1, 2, 3, 4, 5 or 6 atoms of each ring of an aryl group may be substituted by a substituent. Examples of aryl groups include phenyl, naphthyl, anthracenyl, fluorenyl, indenyl, azulenyl, and the like.

The term "heteroaryl" refers to an aromatic 5-8 membered monocyclic, 8-12 membered bicyclic, or 11-14 membered tricyclic ring system having 1-4 ring
20 heteroatoms if monocyclic, 1-6 heteroatoms if bicyclic, or 1-9 heteroatoms if tricyclic, said heteroatoms selected from O, N, or S, and the remainder ring atoms being carbon (with appropriate hydrogen atoms unless otherwise indicated). Heteroaryl groups may be optionally substituted with one or more substituents. In one embodiment, 0, 1, 2, 3, or 4 atoms of each ring of a heteroaryl group may be substituted by a
25 substituent. Examples of heteroaryl groups include pyridyl, furanyl, thienyl, pyrrolyl, oxazolyl, oxadiazolyl, imidazolyl, thiazolyl, isoxazolyl, quinolinyl, pyrazolyl, isothiazolyl, pyridazinyl, pyrimidinyl, pyrazinyl, triazinyl, isoquinolinyl, indazolyl, and the like.

The term "nitrogen-containing heteroaryl" refers to a heteroaryl group having
30 1-4 ring nitrogen heteroatoms if monocyclic, 1-6 ring nitrogen heteroatoms if bicyclic, or 1-9 ring nitrogen heteroatoms if tricyclic.

The term "heterocycloalkyl" refers to a nonaromatic 3-8 membered monocyclic, 7-12 membered bicyclic, or 10-14 membered tricyclic ring system comprising 1-3 heteroatoms if monocyclic, 1-6 heteroatoms if bicyclic, or 1-9

heteroatoms if tricyclic, said heteroatoms selected from O, N, S, B, P or Si, wherein the nonaromatic ring system is completely saturated. Heterocycloalkyl groups may be optionally substituted with one or more substituents. In one embodiment, 0, 1, 2, 3, or 4 atoms of each ring of a heterocycloalkyl group may be substituted by a substituent.

5 Representative heterocycloalkyl groups include piperidinyl, piperazinyl, tetrahydropyranyl, morpholinyl, thiomorpholinyl, 1,3-dioxolanyl, tetrahydrofuranyl, tetrahydrothienyl, thienyl, and the like.

The term "alkylamino" refers to an amino substituent which is further substituted with one or two alkyl groups. The term "aminoalkyl" refers to an alkyl
10 substituent which is further substituted with one or more amino groups. The term "hydroxyalkyl" or "hydroxylalkyl" refers to an alkyl substituent which is further substituted with one or more hydroxyl groups. The alkyl or aryl portion of alkylamino, aminoalkyl, mercaptoalkyl, hydroxyalkyl, mercaptoalkoxy, sulfonylalkyl, sulfonylaryl, alkylcarbonyl, and alkylcarbonylalkyl may be optionally substituted with
15 one or more substituents.

Acids and bases useful in the methods herein are known in the art. Acid catalysts are any acidic chemical, which can be inorganic (e.g., hydrochloric, sulfuric, nitric acids, aluminum trichloride) or organic (e.g., camphorsulfonic acid, p-toluenesulfonic acid, acetic acid, ytterbium triflate) in nature. Acids are useful in
20 either catalytic or stoichiometric amounts to facilitate chemical reactions. Bases are any basic chemical, which can be inorganic (e.g., sodium bicarbonate, potassium hydroxide) or organic (e.g., triethylamine, pyridine) in nature. Bases are useful in either catalytic or stoichiometric amounts to facilitate chemical reactions.

Alkylating agents are any reagent that is capable of effecting the alkylation of
25 the functional group at issue (e.g., oxygen atom of an alcohol, nitrogen atom of an amino group). Alkylating agents are known in the art, including in the references cited herein, and include alkyl halides (e.g., methyl iodide, benzyl bromide or chloride), alkyl sulfates (e.g., methyl sulfate), or other alkyl group-leaving group combinations known in the art. Leaving groups are any stable species that can detach
30 from a molecule during a reaction (e.g., elimination reaction, substitution reaction) and are known in the art, including in the references cited herein, and include halides (e.g., I-, Cl-, Br-, F-), hydroxy, alkoxy (e.g., -OMe, -O-t-Bu), acyloxy anions (e.g., -OAc, -OC(O)CF₃), sulfonates (e.g., mesyl, tosyl), acetamides (e.g., -NHC(O)Me),

carbamates (e.g., N(Me)C(O)Ot-Bu), phosphonates (e.g., -OP(O)(OEt)₂), water or alcohols (protic conditions), and the like.

In certain embodiments, substituents on any group (such as, for example, alkyl, alkenyl, alkynyl, aryl, aralkyl, heteroaryl, heteroaralkyl, cycloalkyl, heterocycloalkyl) can be at any atom of that group, wherein any group that can be substituted (such as, for example, alkyl, alkenyl, alkynyl, aryl, aralkyl, heteroaryl, heteroaralkyl, cycloalkyl, heterocycloalkyl) can be optionally substituted with one or more substituents (which may be the same or different), each replacing a hydrogen atom. Examples of suitable substituents include, but are not limited to alkyl, alkenyl, alkynyl, cycloalkyl, heterocycloalkyl, aralkyl, heteroaralkyl, aryl, heteroaryl, halogen, haloalkyl, cyano, nitro, alkoxy, haloalkoxy, thioalkoxy, cycloalkoxy, aryloxy, hydroxyl, hydroxylalkyl, oxo (i.e., carbonyl), carboxyl, formyl, alkylcarbonyl, alkylcarbonylalkyl, alkoxycarbonyl, alkylcarbonyloxy, aryloxycarbonyl, heteroaryloxy, heteroaryloxycarbonyl, thio, mercapto, mercaptoalkyl, arylsulfonyl, amino, aminoalkyl, dialkylamino, hydroxyalkylamino, alkylcarbonylamino, alkylaminocarbonyl, alkoxycarbonylamino, alkylamino, arylamino, diarylamino, alkylcarbonyl, or arylamino-substituted aryl; arylalkylamino, aralkylaminocarbonyl, amido, alkylaminosulfonyl, arylaminosulfonyl, dialkylaminosulfonyl, alkylsulfonylamino, arylsulfonylamino, imino, carboxamido, carbamido, carbamyl, thioureido, thiocyanato, sulfoamido, sulfonylalkyl, sulfonylaryl, mercaptoalkoxy, N-hydroxyamidinyl, or N'-aryl, N''-hydroxyamidinyl.

Compounds of the invention can be made by means known in the art of organic synthesis. Methods for optimizing reaction conditions, if necessary minimizing competing by-products, are known in the art. Reaction optimization and scale-up may advantageously utilize high-speed parallel synthesis equipment and computer-controlled microreactors (e.g. *Design And Optimization in Organic Synthesis*, 2nd Edition, Carlson R, Ed, 2005; Elsevier Science Ltd.; Jähnisch, K et al, Angew. Chem. Int. Ed. Engl. 2004 43: 406; and references therein). Additional reaction schemes and protocols may be determined by the skilled artisan by use of commercially available structure-searchable database software, for instance, SciFinder® (CAS division of the American Chemical Society) and CrossFire Beilstein® (Elsevier MDL), or by appropriate keyword searching using an internet search engine such as Google® or keyword databases such as the US Patent and Trademark Office text database.

As can be appreciated by the skilled artisan, methods of synthesizing the compounds of the formulae herein will be evident to those of ordinary skill in the art, including in the schemes and examples herein. Additionally, the various synthetic steps may be performed in an alternate sequence or order to give the desired compounds. In addition, the solvents, temperatures, reaction durations, etc. delineated herein are for purposes of illustration only and one of ordinary skill in the art will recognize that variation of the reaction conditions can produce the desired compounds of the present invention.

The compounds herein may also contain linkages (e.g., carbon-carbon bonds) wherein bond rotation is restricted about that particular linkage, e.g. restriction resulting from the presence of a ring or double bond. Accordingly, all *cis/trans* and *E/Z* isomers are expressly included in the present invention. The compounds herein may also be represented in multiple tautomeric forms, in such instances, the invention expressly includes all tautomeric forms of the compounds described herein, even though only a single tautomeric form may be represented. All such isomeric forms of such compounds herein are expressly included in the present invention. All crystal forms and polymorphs of the compounds described herein are expressly included in the present invention. Also embodied are extracts and fractions comprising compounds of the invention. The term isomers is intended to include diastereoisomers, enantiomers, regioisomers, structural isomers, rotational isomers, tautomers, and the like. For compounds which contain one or more stereogenic centers, e.g., chiral compounds, the methods of the invention may be carried out with an enantiomerically enriched compound, a racemate, or a mixture of diastereomers.

Preferred enantiomerically enriched compounds have an enantiomeric excess of 50% or more, more preferably the compound has an enantiomeric excess of 60%, 70%, 80%, 90%, 95%, 98%, or 99% or more. In preferred embodiments, only one enantiomer or diastereomer of a chiral compound of the invention is administered to cells or a subject.

Methods of Treatment

In one aspect, the invention provides a method of modulating the metalloenzyme activity of a cell in a subject, comprising contacting the subject with a compound of formula I or II, in an amount and under conditions sufficient to modulate metalloenzyme activity.

In one embodiment, the modulation is inhibition.

In another aspect, the invention provides a method of treating a subject suffering from or susceptible to a metalloenzyme-mediated disorder or disease, comprising administering to the subject an effective amount of a compound or
5 pharmaceutical composition of formula I or II.

In other aspects, the invention provides a method of treating a subject suffering from or susceptible to a metalloenzyme-mediated disorder or disease, wherein the subject has been identified as in need of treatment for a metalloenzyme-mediated disorder or disease, comprising administering to said subject in need
10 thereof, an effective amount of a compound or pharmaceutical composition of formula I or II, such that said subject is treated for said disorder.

In certain embodiments, the invention provides a method of treating a disease, disorder or symptom thereof, wherein the disorder is cancer, cardiovascular disease, inflammatory disease or infectious disease. In other embodiments the disease,
15 disorder or symptom thereof is metabolic disease, ophthalmologic disease, central nervous system (CNS) disease, urologic disease, or gastrointestinal disease. In certain embodiments the disease is prostate cancer, breast cancer, androgen-dependent cancers, estrogen-dependent cancers, inflammatory bowel disease, psoriasis, systemic fungal infection, onychomycosis, adrenal hyperplasia, prostatic hypertrophy, virilism,
20 hirsutism, male pattern alopecia, precocious puberty, endometriosis, uterus myoma, uterine cancer, uterine fibroids, mastopathy, polycystic ovary syndrome, infertility, acne, functional ovarian hyperandrogenism, hyperandrogenism with chronic anovulation, hyperandrogenemia, premature adrenarche, adrenal or androgen excess, .

In certain embodiments, the subject is a mammal, preferably a primate or
25 human.

In another embodiment, the invention provides a method as described above, wherein the effective amount of the compound of formula I or II is as described above.

In another embodiment, the invention provides a method as described above,
30 wherein the compound of formula I or II is administered intravenously, intramuscularly, subcutaneously, intracerebroventricularly, orally or topically.

In another embodiment, the invention provides a method as described herein wherein the compound of formula I or II demonstrates selectivity for an activity range against a target enzyme and an activity range against an off-target enzyme (e.g.,

CYP17 $IC_{50} < 1.0 \mu M$ and $IC_{50} > 3.0 \mu M$ for CYP2C9, CYP2C19 and CYP3A4; CYP17 $IC_{50} < 0.5 \mu M$ and $IC_{50} > 1.0 \mu M$ for CYP2C9, CYP2C19 and CYP3A4; CYP17 $IC_{50} < 0.48 \mu M$ and $IC_{50} > 2.8 \mu M$ for CYP2C9, CYP2C19 and CYP3A4; CYP17 $IC_{50} < XX \mu M$ and $IC_{50} > YY \mu M$ for CYP2C9, CYP2C19 and CYP3A4, wherein XX is an independent number and YY is an independent number; in one aspect XX is a number less than YY).

In other embodiments, the invention provides a method as described above, wherein the compound of formula I or II is administered alone or in combination with one or more other therapeutics. In a further embodiment, the additional therapeutic agent is an anti-cancer agent, antifungal agent, cardiovascular agent, antiinflammatory agent, chemotherapeutic agent, an anti-angiogenesis agent, cytotoxic agent, an anti-proliferation agent, metabolic disease agent, ophthalmologic disease agent, central nervous system (CNS) disease agent, urologic disease agent, or gastrointestinal disease agent.

As used herein, "a CYP 17 related disorder" is a physiological or pathological state that is dependent on the activity of CYP17. Non-limiting examples of CYP17 related disorders include prostate cancer, breast cancer, adrenal hyperplasia, prostatic hypertrophy, virilism, hirsutism, male pattern alopecia, precocious puberty, endometriosis, uterus myoma, uterine cancer, mastopathy, polycystic ovary syndrome, infertility, acne, functional ovarian hyperandrogenism, hyperandrogenism with chronic anovulation, hyperandrogenemia, premature adrenarche, adrenal and androgen excess.

Another aspect of the present invention is the use of a compound as described herein (e.g., of any formulae herein) in the manufacture of a medicament for use in the treatment of a metalloenzyme-mediated disorder or disease. Another aspect of the present invention is the use of a compound as described herein (e.g., of any formulae herein) for use in the treatment of a metalloenzyme-mediated disorder or disease. Another aspect of the present invention is the use of a compound as described herein (e.g., of any formulae herein) in the manufacture of an agricultural composition for use in the treatment or prevention of a metalloenzyme-mediated disorder or disease in agricultural or agrarian settings.

Pharmaceutical Compositions

In one aspect, the invention provides a pharmaceutical composition

comprising the compound of formula I or II and a pharmaceutically acceptable carrier.

In another embodiment, the invention provides a pharmaceutical composition further comprising an additional therapeutic agent. In a further embodiment, the additional therapeutic agent is an anti-cancer agent, antifungal agent, cardiovascular agent, antiinflammatory agent, chemotherapeutic agent, an anti-angiogenesis agent, cytotoxic agent, an anti-proliferation agent, metabolic disease agent, ophthalmologic disease agent, central nervous system (CNS) disease agent, urologic disease agent, or gastrointestinal disease agent.

In one aspect, the invention provides a kit comprising an effective amount of a compound of formula I or II, in unit dosage form, together with instructions for administering the compound to a subject suffering from or susceptible to a metalloenzyme-mediated disease or disorder, including cancer, solid tumor, cardiovascular disease, inflammatory disease, infectious disease. In other embodiments the disease, disorder or symptom thereof is metabolic disease, ophthalmologic disease, central nervous system (CNS) disease, urologic disease, or gastrointestinal disease.

The term "pharmaceutically acceptable salts" or "pharmaceutically acceptable carrier" is meant to include salts of the active compounds which are prepared with relatively nontoxic acids or bases, depending on the particular substituents found on the compounds described herein. When compounds of the present invention contain relatively acidic functionalities, base addition salts can be obtained by contacting the neutral form of such compounds with a sufficient amount of the desired base, either neat or in a suitable inert solvent. Examples of pharmaceutically acceptable base addition salts include sodium, potassium, calcium, ammonium, organic amino, or magnesium salt, or a similar salt. When compounds of the present invention contain relatively basic functionalities, acid addition salts can be obtained by contacting the neutral form of such compounds with a sufficient amount of the desired acid, either neat or in a suitable inert solvent. Examples of pharmaceutically acceptable acid addition salts include those derived from inorganic acids like hydrochloric, hydrobromic, nitric, carbonic, monohydrogencarbonic, phosphoric, monohydrogenphosphoric, dihydrogenphosphoric, sulfuric, monohydrogensulfuric, hydroiodic, or phosphorous acids and the like, as well as the salts derived from relatively nontoxic organic acids like acetic, propionic, isobutyric, maleic, malonic, benzoic, succinic, suberic, fumaric, lactic, mandelic, phthalic, benzenesulfonic, p-

tolylsulfonic, citric, tartaric, methanesulfonic, and the like. Also included are salts of amino acids such as arginate and the like, and salts of organic acids like glucuronic or galactunoric acids and the like (see, e.g., Berge et al., Journal of Pharmaceutical Science 66:1-19 (1977)). Certain specific compounds of the present invention contain
5 both basic and acidic functionalities that allow the compounds to be converted into either base or acid addition salts. Other pharmaceutically acceptable carriers known to those of skill in the art are suitable for the present invention.

The neutral forms of the compounds may be regenerated by contacting the salt with a base or acid and isolating the parent compound in the conventional manner.

10 The parent form of the compound differs from the various salt forms in certain physical properties, such as solubility in polar solvents, but otherwise the salts are equivalent to the parent form of the compound for the purposes of the present invention.

In addition to salt forms, the present invention provides compounds which are
15 in a prodrug form. Prodrugs of the compounds described herein are those compounds that readily undergo chemical changes under physiological conditions to provide the compounds of the present invention. Additionally, prodrugs can be converted to the compounds of the present invention by chemical or biochemical methods in an ex vivo environment. For example, prodrugs can be slowly converted to the compounds
20 of the present invention when placed in a transdermal patch reservoir with a suitable enzyme or chemical reagent.

Certain compounds of the present invention can exist in unsolvated forms as well as solvated forms, including hydrated forms. In general, the solvated forms are equivalent to unsolvated forms and are intended to be encompassed within the scope
25 of the present invention. Certain compounds of the present invention may exist in multiple crystalline or amorphous forms. In general, all physical forms are equivalent for the uses contemplated by the present invention and are intended to be within the scope of the present invention.

The invention also provides a pharmaceutical composition, comprising an
30 effective amount a compound described herein and a pharmaceutically acceptable carrier. In an embodiment, compound is administered to the subject using a pharmaceutically-acceptable formulation, e.g., a pharmaceutically-acceptable formulation that provides sustained delivery of the compound to a subject for at least 12 hours, 24 hours, 36 hours, 48 hours, one week, two weeks, three weeks, or four

weeks after the pharmaceutically-acceptable formulation is administered to the subject.

Actual dosage levels and time course of administration of the active ingredients in the pharmaceutical compositions of this invention may be varied so as to obtain an amount of the active ingredient which is effective to achieve the desired therapeutic response for a particular patient, composition, and mode of administration, without being toxic (or unacceptably toxic) to the patient.

In use, at least one compound according to the present invention is administered in a pharmaceutically effective amount to a subject in need thereof in a pharmaceutical carrier by intravenous, intramuscular, subcutaneous, or intracerebroventricular injection or by oral administration or topical application. In accordance with the present invention, a compound of the invention may be administered alone or in conjunction with a second, different therapeutic. By "in conjunction with" is meant together, substantially simultaneously or sequentially. In one embodiment, a compound of the invention is administered acutely. The compound of the invention may therefore be administered for a short course of treatment, such as for about 1 day to about 1 week. In another embodiment, the compound of the invention may be administered over a longer period of time to ameliorate chronic disorders, such as, for example, for about one week to several months depending upon the condition to be treated.

By "pharmaceutically effective amount" as used herein is meant an amount of a compound of the invention, high enough to significantly positively modify the condition to be treated but low enough to avoid serious side effects (at a reasonable benefit/risk ratio), within the scope of sound medical judgment. A pharmaceutically effective amount of a compound of the invention will vary with the particular goal to be achieved, the age and physical condition of the patient being treated, the severity of the underlying disease, the duration of treatment, the nature of concurrent therapy and the specific compound employed. For example, a therapeutically effective amount of a compound of the invention administered to a child or a neonate will be reduced proportionately in accordance with sound medical judgment. The effective amount of a compound of the invention will thus be the minimum amount which will provide the desired effect.

A decided practical advantage of the present invention is that the compound may be administered in a convenient manner such as by intravenous, intramuscular,

subcutaneous, oral or intra-cerebroventricular injection routes or by topical application, such as in creams or gels. Depending on the route of administration, the active ingredients which comprise a compound of the invention may be required to be coated in a material to protect the compound from the action of enzymes, acids and other natural conditions which may inactivate the compound. In order to administer a compound of the invention by other than parenteral administration, the compound can be coated by, or administered with, a material to prevent inactivation.

The compound may be administered parenterally or intraperitoneally. Dispersions can also be prepared, for example, in glycerol, liquid polyethylene glycols, and mixtures thereof, and in oils.

Some examples of substances which can serve as pharmaceutical carriers are sugars, such as lactose, glucose and sucrose; starches such as corn starch and potato starch; cellulose and its derivatives such as sodium carboxymethylcellulose, ethylcellulose and cellulose acetates; powdered tragacanth; malt; gelatin; talc; stearic acids; magnesium stearate; calcium sulfate; vegetable oils, such as peanut oils, cotton seed oil, sesame oil, olive oil, corn oil and oil of theobroma; polyols such as propylene glycol, glycerine, sorbitol, mannitol, and polyethylene glycol; agar; alginic acids; pyrogen-free water; isotonic saline; and phosphate buffer solution; skim milk powder; as well as other non-toxic compatible substances used in pharmaceutical formulations such as Vitamin C, estrogen and echinacea, for example. Wetting agents and lubricants such as sodium lauryl sulfate, as well as coloring agents, flavoring agents, lubricants, excipients, tableting agents, stabilizers, anti-oxidants and preservatives, can also be present. Solubilizing agents, including for example, cremaphore and beta-cyclodextrins can also be used in the pharmaceutical compositions herein.

Pharmaceutical compositions comprising the active compounds of the presently disclosed subject matter (or prodrugs thereof) can be manufactured by means of conventional mixing, dissolving, granulating, dragee-making levigating, emulsifying, encapsulating, entrapping or lyophilization processes. The compositions can be formulated in conventional manner using one or more physiologically acceptable carriers, diluents, excipients or auxiliaries which facilitate processing of the active compounds into preparations which can be used pharmaceutically.

Pharmaceutical compositions of the presently disclosed subject matter can take a form suitable for virtually any mode of administration, including, for example,

topical, ocular, oral, buccal, systemic, nasal, injection, transdermal, rectal, vaginal, and the like, or a form suitable for administration by inhalation or insufflation.

For topical administration, the active compound(s) or prodrug(s) can be formulated as solutions, gels, ointments, creams, suspensions, and the like.

5 Systemic formulations include those designed for administration by injection, e.g., subcutaneous, intravenous, intramuscular, intrathecal or intraperitoneal injection, as well as those designed for transdermal, transmucosal, oral, or pulmonary administration.

Useful injectable preparations include sterile suspensions, solutions or
10 emulsions of the active compound(s) in aqueous or oily vehicles. The compositions also can contain formulating agents, such as suspending, stabilizing and/or dispersing agent. The formulations for injection can be presented in unit dosage form (e.g., in ampules or in multidose containers) and can contain added preservatives.

Alternatively, the injectable formulation can be provided in powder form for
15 reconstitution with a suitable vehicle, including but not limited to sterile pyrogen free water, buffer, dextrose solution, and the like, before use. To this end, the active compound(s) can be dried by any art-known technique, such as lyophilization, and reconstituted prior to use.

For transmucosal administration, penetrants appropriate to the barrier to be
20 permeated are used in the formulation. Such penetrants are known in the art.

For oral administration, the pharmaceutical compositions can take the form of, for example, lozenges, tablets or capsules prepared by conventional means with pharmaceutically acceptable excipients such as binding agents (e.g., pregelatinized maize starch, polyvinylpyrrolidone or hydroxypropyl methylcellulose); fillers (e.g.,
25 lactose, microcrystalline cellulose or calcium hydrogen phosphate); lubricants (e.g., magnesium stearate, talc or silica); disintegrants (e.g., potato starch or sodium starch glycolate); or wetting agents (e.g., sodium lauryl sulfate). The tablets can be coated by methods well known in the art with, for example, sugars or enteric coatings.

Liquid preparations for oral administration can take the form of, for example,
30 elixirs, solutions, syrups or suspensions, or they can be presented as a dry product for constitution with water or other suitable vehicle before use. Such liquid preparations can be prepared by conventional means with pharmaceutically acceptable additives such as suspending agents (e.g., sorbitol syrup, cellulose derivatives or hydrogenated edible fats); emulsifying agents (e.g., lecithin or acacia); non aqueous vehicles (e.g.,

almond oil, oily esters, ethyl alcohol or fractionated vegetable oils); and preservatives (e.g., methyl or propyl p-hydroxybenzoates or sorbic acid). The preparations also can contain buffer salts, preservatives, flavoring, coloring and sweetening agents as appropriate.

5 Preparations for oral administration can be suitably formulated to give controlled release of the active compound or prodrug, as is well known.

For buccal administration, the compositions can take the form of tablets or lozenges formulated in a conventional manner.

For rectal and vaginal routes of administration, the active compound(s) can be
10 formulated as solutions (for retention enemas), suppositories, or ointments containing conventional suppository bases, such as cocoa butter or other glycerides.

For nasal administration or administration by inhalation or insufflation, the active compound(s) or prodrug(s) can be conveniently delivered in the form of an aerosol spray from pressurized packs or a nebulizer with the use of a suitable
15 propellant, e.g., dichlorodifluoromethane, trichlorofluoromethane, dichlorotetrafluoroethane, fluorocarbons, carbon dioxide or other suitable gas. In the case of a pressurized aerosol, the dosage unit can be determined by providing a valve to deliver a metered amount. Capsules and cartridges for use in an inhaler or insufflator (for example capsules and cartridges comprised of gelatin) can be
20 formulated containing a powder mix of the compound and a suitable powder base such as lactose or starch.

A specific example of an aqueous suspension formulation suitable for nasal administration using commercially-available nasal spray devices includes the following ingredients: active compound or prodrug (0.5-20 mg/ml); benzalkonium
25 chloride (0.1-0.2 mg/mL); polysorbate 80 (TWEEN[®] 80; 0.5-5 mg/ml); carboxymethylcellulose sodium or microcrystalline cellulose (1-15 mg/ml); phenylethanol (1-4 mg/ml); and dextrose (20-50 mg/ml). The pH of the final suspension can be adjusted to range from about pH5 to pH7, with a pH of about pH 5.5 being typical.

30 For ocular administration, the active compound(s) or prodrug(s) can be formulated as a solution, emulsion, suspension, and the like, suitable for administration to the eye. A variety of vehicles suitable for administering compounds to the eye are known in the art. Specific non-limiting examples are described in U.S. Patent No. 6,261,547; U.S. Patent No. 6,197,934; U.S. Patent No. 6,056,950; U.S.

Patent No. 5,800,807; U.S. Patent No. 5,776,445; U.S. Patent No. 5,698,219; U.S. Patent No. 5,521,222; U.S. Patent No. 5,403,841; U.S. Patent No. 5,077,033; U.S. Patent No. 4,882,150; and U.S. Patent No. 4,738,851, each of which is incorporated herein by reference in its entirety.

- 5 For prolonged delivery, the active compound(s) or prodrug(s) can be formulated as a depot preparation for administration by implantation or intramuscular injection. The active ingredient can be formulated with suitable polymeric or hydrophobic materials (e.g., as an emulsion in an acceptable oil) or ion exchange resins, or as sparingly soluble derivatives, e.g., as a sparingly soluble salt.
- 10 Alternatively, transdermal delivery systems manufactured as an adhesive disc or patch which slowly releases the active compound(s) for percutaneous absorption can be used. To this end, permeation enhancers can be used to facilitate transdermal penetration of the active compound(s). Suitable transdermal patches are described in for example, U.S. Patent No. 5,407,713; U.S. Patent No. 5,352,456; U.S. Patent No.
- 15 5,332,213; U.S. Patent No. 5,336,168; U.S. Patent No. 5,290,561; U.S. Patent No. 5,254,346; U.S. Patent No. 5,164,189; U.S. Patent No. 5,163,899; U.S. Patent No. 5,088,977; U.S. Patent No. 5,087,240; U.S. Patent No. 5,008,110; and U.S. Patent No. 4,921,475, each of which is incorporated herein by reference in its entirety.

 Alternatively, other pharmaceutical delivery systems can be employed.

- 20 Liposomes and emulsions are well-known examples of delivery vehicles that can be used to deliver active compound(s) or prodrug(s). Certain organic solvents such as dimethylsulfoxide (DMSO) also can be employed.

- The pharmaceutical compositions can, if desired, be presented in a pack or dispenser device which can contain one or more unit dosage forms containing the
- 25 active compound(s). The pack can, for example, comprise metal or plastic foil, such as a blister pack. The pack or dispenser device can be accompanied by instructions for administration.

- The active compound(s) or prodrug(s) of the presently disclosed subject matter, or compositions thereof, will generally be used in an amount effective to
- 30 achieve the intended result, for example in an amount effective to treat or prevent the particular disease being treated. The compound(s) can be administered therapeutically to achieve therapeutic benefit or prophylactically to achieve prophylactic benefit. By therapeutic benefit is meant eradication or amelioration of the underlying disorder being treated and/or eradication or amelioration of one or

more of the symptoms associated with the underlying disorder such that the patient reports an improvement in feeling or condition, notwithstanding that the patient can still be afflicted with the underlying disorder. For example, administration of a compound to a patient suffering from an allergy provides therapeutic benefit not only
5 when the underlying allergic response is eradicated or ameliorated, but also when the patient reports a decrease in the severity or duration of the symptoms associated with the allergy following exposure to the allergen. As another example, therapeutic benefit in the context of asthma includes an improvement in respiration following the onset of an asthmatic attack, or a reduction in the frequency or severity of asthmatic
10 episodes. Therapeutic benefit also includes halting or slowing the progression of the disease, regardless of whether improvement is realized.

For prophylactic administration, the compound can be administered to a patient at risk of developing one of the previously described diseases. A patient at risk of developing a disease can be a patient having characteristics placing the patient
15 in a designated group of at risk patients, as defined by an appropriate medical professional or group. A patient at risk may also be a patient that is commonly or routinely in a setting where development of the underlying disease that may be treated by administration of a metalloenzyme inhibitor according to the invention could occur. In other words, the at risk patient is one who is commonly or routinely
20 exposed to the disease or illness causing conditions or may be acutely exposed for a limited time. Alternatively, prophylactic administration can be applied to avoid the onset of symptoms in a patient diagnosed with the underlying disorder.

The amount of compound administered will depend upon a variety of factors, including, for example, the particular indication being treated, the mode of
25 administration, whether the desired benefit is prophylactic or therapeutic, the severity of the indication being treated and the age and weight of the patient, the bioavailability of the particular active compound, and the like. Determination of an effective dosage is well within the capabilities of those skilled in the art.

Effective dosages can be estimated initially from *in vitro* assays. For example,
30 an initial dosage for use in animals can be formulated to achieve a circulating blood or serum concentration of active compound that is at or above an IC₅₀ of the particular compound as measured in as *in vitro* assay, such as the *in vitro* CHMC or BMCM and other *in vitro* assays described in the Examples section. Calculating dosages to achieve such circulating blood or serum concentrations taking into account the

bioavailability of the particular compound is well within the capabilities of skilled artisans. For guidance, see Fingl & Woodbury, "General Principles," In: *Goodman and Gilman's The Pharmaceutical Basis of Therapeutics*, Chapter 1, pp. 1-46, latest edition, Pagamonon Press, and the references cited therein, which are incorporated

5 herein by reference.

Initial dosages also can be estimated from *in vivo* data, such as animal models. Animal models useful for testing the efficacy of compounds to treat or prevent the various diseases described above are well-known in the art.

Dosage amounts will typically be in the range of from about 0.0001 or 0.001
10 or 0.01 mg/kg/day to about 100 mg/kg/day, but can be higher or lower, depending upon, among other factors, the activity of the compound, its bioavailability, the mode of administration, and various factors discussed above. Dosage amount and interval can be adjusted individually to provide plasma levels of the compound(s) which are sufficient to maintain therapeutic or prophylactic effect. In cases of local
15 administration or selective uptake, such as local topical administration, the effective local concentration of active compound(s) can not be related to plasma concentration. Skilled artisans will be able to optimize effective local dosages without undue experimentation.

The compound(s) can be administered once per day, a few or several times per
20 day, or even multiple times per day, depending upon, among other things, the indication being treated and the judgment of the prescribing physician.

Preferably, the compound(s) will provide therapeutic or prophylactic benefit without causing substantial toxicity. Toxicity of the compound(s) can be determined using standard pharmaceutical procedures. The dose ratio between toxic and
25 therapeutic (or prophylactic) effect is the therapeutic index. Compounds(s) that exhibit high therapeutic indices are preferred.

The recitation of a listing of chemical groups in any definition of a variable herein includes definitions of that variable as any single group or combination of listed groups. The recitation of an embodiment for a variable herein includes that
30 embodiment as any single embodiment or in combination with any other embodiments or portions thereof. The recitation of an embodiment herein includes that embodiment as any single embodiment or in combination with any other embodiments or portions thereof.

Agricultural Applications

The compounds and compositions herein can be used in methods of modulating metalloenzyme activity of a microorganism on a plant comprising contacting a compound herein with the plant (e.g., seed, seedling, grass, weed, grain).

- 5 The compounds and compositions herein can be used to treat a plant, field or other agricultural area (e.g., as herbicides, pesticides, growth regulators, etc.) by administering the compound or composition (e.g., contacting, applying, spraying, atomizing, dusting, etc.) to the subject plant, field or other agricultural area. The administration can be either pre- or post-emergence. The administration can be either
10 as a treatment or preventative regimen.

One aspect is a method of treating or preventing a fungal disease or disorder in or on a plant comprising contacting a compound of any of the formulae herein with the plant. Another aspect is a method of treating or preventing fungi growth in or on a plant comprising contacting a compound of any of the formulae herein with the plant.

- 15 Another aspect is a method of inhibiting microorganisms in or on a plant comprising contacting a compound of any of the formulae herein with the plant.

The compositions comprising compounds herein can be employed, for example, in the form of directly sprayable aqueous solutions, powders, suspensions, also highly-concentrated aqueous, oily or other suspensions or dispersions, emulsions,
20 oil dispersions, pastes, dusts, materials for spreading or granules, by means of spraying, atomizing, dusting, spreading or pouring.

The compositions herein include a compound of any of the formulae herein and an agriculturally acceptable carrier. The composition can further comprise one or more additional agricultural agents. The additional agricultural agent can be any agent
25 useful in agricultural applications, e.g., a fungicide (e.g., azole class or strobilurin class), a pesticide, a growth agent, and the like. Fungicides include, for example, epoxyconazole, tebuconazole, fluquinconazole, flutriafol, metconazole, myclobutanil, cycproconazole, prothioconazole and propiconazole; or trifloxystrobin, pyraclostrobin, orysastrobin, fluoxastrobin, or azoxystrobin.

- 30 Aqueous use forms can be prepared from emulsion concentrates, suspensions, pastes, wettable powders or water-dispersible granules by adding water. To prepare emulsions, pastes or oil dispersions, the substances, as such or dissolved in an oil or solvent, can be homogenized in water by means of wetting agent, tackifier, dispersant or emulsifier. However, it is also possible to prepare concentrates composed of active

substance, wetting agent, tackifier, dispersant or emulsifier and, if appropriate, solvent or oil, and these concentrates are suitable for dilution with water.

Granules, e.g. coated granules, impregnated granules and homogeneous granules, can be prepared by binding the active ingredients (e.g., compounds herein) to solid carriers. Solid carriers are mineral earths such as silicas, silica gels, silicates, talc, kaolin, limestone, lime, chalk, bole, loess, clay, dolomite, diatomaceous earth, calcium sulfate, magnesium sulfate, magnesium oxide, ground synthetic material, fertilizers such as ammonium sulfate, ammonium phosphate, ammonium nitrate, ureas and products of vegetable origin such as cereal meal, tree bark meal, wood meal and nutshell meal, cellulose powders or other solid carriers.

The compounds herein can be formulated as ordinary tablets, capsules, solids, liquids, emulsions, slurries, oils, fine granules or powders, which are suitable for administration to plants, fields or other agricultural areas. In preferred embodiments, the preparation includes between 1 and 95% (e.g., 1, 2, 3, 4, 5, 6, 7, 8, 9, 10, 25%, 75%, 80%, 90%, 95%) compound herein in a carrier or diluent. The compositions delineated herein include the compounds of the formulae delineated herein, as well as additional agricultural agents if present, in amounts effective for controlling (e.g., modulating, inhibiting) a metalloenzyme-mediated agricultural disease or disorder.

In one approach, a compound herein is provided in an encapsulated formulation (liquid or powder). Specific materials suitable for use in capsule materials include, but are not limited to, porous particulates or substrates such as silica, perlite, talc, clay, pyrophyllite, diatomaceous earth, gelatin and gels, polymers (e.g., polyurea, polyurethane, polyamide, polyester, etc.), polymeric particles, or cellulose. These include, for example, hollow fibers, hollow tubes or tubing which release a compound specified herein through the walls, capillary tubing which releases the compound out of an opening in the tubing, polymeric blocks of different shapes, e.g., strips, blocks, tablets, discs, which release the compound out of the polymer matrix, membrane systems which hold the compound within an impermeable container and release it through a measured permeable membrane, and combinations of the foregoing. Examples of such dispensing compositions are polymer laminates, polyvinyl chloride pellets, and microcapillaries.

Encapsulation processes are typically classified as chemical or mechanical. Examples of chemical processes for encapsulation include, but are not limited to, complex coacervation, polymer-polymer incompatibility, interfacial polymerization in

liquid media, *in situ* polymerization, in-liquid drying, thermal and ionic gelation in liquid media, desolvation in liquid media, starch-based chemistry processes, trapping in cyclodextrins, and formation of liposomes. Examples of mechanical processes for encapsulation include, but are not limited to, spray drying, spray chilling, fluidized
5 bed, electrostatic deposition, centrifugal extrusion, spinning disk or rotational suspension separation, annular-jet encapsulation, polymerization at liquid-gas or solid-gas interface, solvent evaporation, pressure extrusion or spraying into solvent extraction bath.

Microcapsules are also suitable for the long-term release of active compound
10 herein. Microcapsules are small particles that contain a core material or active ingredient surrounded by a coating or shell. The size of the microcapsule typically varies from 1 to 1000 microns with capsules smaller than 1 micron classified as nanocapsules and capsules larger than 1000 microns as macrocapsules. Core payload usually varies from 0.1 to 98 weight percent. Microcapsules can have a variety of
15 structures (continuous core/shell, multinuclear, or monolithic) and have irregular or geometric shapes.

In another approach, the compound herein is provided in an oil-based delivery system. Oil release substrates include vegetable and/or mineral oils. In one embodiment, the substrate also contains a surface active agent that renders the
20 composition readily dispersable in water; such agents include wetting agents, emulsifying agents, dispersing agents, and the like.

Compounds of the invention can also be provided as emulsions. Emulsion formulations can be found as water in oil (w/o) or oil in water (o/w). Droplet size can vary from the nanometer scale (colloidal dispersion) to several hundred microns. A
25 variety of surfactants and thickeners are usually incorporated in the formulation to modify the size of the droplets, stabilize the emulsion, and modify the release.

Alternatively, compounds of the invention may also be formulated in a solid tablet and comprise (and preferably consist essentially of) an oil, a protein/carbohydrate material (preferably vegetable based), a sweetener and an active
30 ingredient useful in the prevention or treatment of a metalloenzyme-mediated agricultural disease or disorder. In one embodiment the invention provides a solid tablet and comprises (and preferably consist essentially of) an oil, a protein/carbohydrate material (preferably vegetable based), a sweetener and an active ingredient (e.g., compound herein or combinations or derivatives thereof) useful in the

prevention or treatment a metalloenzyme-mediated agricultural disease or disorder. Tablets typically contain about 4-40% (e.g., 5%, 10%, 20%, 30%, 40%) by weight of an oil (e.g., plant oil, such as corn, sunflower, peanut, olive, grape seed, tung, turnip, soybean, cotton seed, walnut, palm, castor, earth almond, hazelnut, avocado, sesame, croton tiglium, cacao, linseed, rape-seed, and canola oils and their hydrogenated derivatives; petroleum derived oils (e.g., parafins and petroleum jelly), and other water immiscible hydrocarbons (e.g., parafins). The tablets further contain from about 5-40% (e.g., 5%, 10%, 20%, 30%, 40%) by weight of a vegetable-based protein/carbohydrate material. The material contains both a carbohydrate portion (e.g., derived from cereal grains, such as wheat, rye, barley, oat, corn, rice, millet, sorghum, birdseed, buckwheat, alfalfa, mielga, corn meal, soybean meal, grain flour, wheat middlings, wheat bran, corn gluten meal, algae meal, dried yeast, beans, rice) and a protein portion.

Optionally, various excipients and binders can be used in order to assist with delivery of the active ingredient or to provide the appropriate structure to the tablet. Preferred excipients and binders include anhydrous lactose, microcrystalline cellulose, corn starch, magnesium estearate, calcium estearate, zinc estearate, sodic carboxymethylcellulose, ethyl cellulose, hydroxypropyl methyl cellulose, and mixtures thereof.

The invention provides kits for the treatment or prevention of agricultural or plant disease or disorders. In one embodiment, the kit includes a composition containing an effective amount of a compound herein in a form suitable for delivery to a site plant. In some embodiments, the kit comprises a container which contains a compound of formula (I); such containers can be boxes, ampules, bottles, vials, tubes, bags, pouches, blister-packs, or other suitable container forms known in the art. Such containers can be made of plastic, glass, laminated paper, metal foil, or other materials suitable for holding compounds.

If desired the compound(s) of the invention is provided together with instructions for administering it to a plant, field, or other agricultural area. The instructions will generally include information about the use of the composition for the treatment or prevention of a metalloenzyme-mediated agricultural disease or disorder. In other embodiments, the instructions include at least one of the following: description of the compound; dosage schedule and administration for treatment or prevention of a metalloenzyme-mediated agricultural disease or disorder; precautions;

warnings; description of research studies; and/or references. The instructions may be printed directly on the container (when present), or as a label applied to the container, or as a separate sheet, pamphlet, card, or folder supplied in or with the container.

5 Examples

The present invention will now be demonstrated using specific examples that are not to be construed as limiting.

General Experimental Procedures

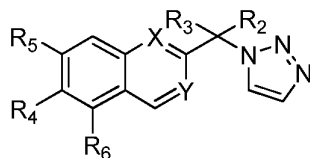
10 Definitions of variables in the structures in schemes herein are commensurate with those of corresponding positions in the formulae delineated herein.

In embodiments, the invention provides for the intermediate compounds of the formulae delineated herein and methods of converting such compounds to compounds of the formulae herein (e.g., in Scheme 3, L to 3; I to J; or J to 3) comprising reacting
15 a compound herein with one or more reagents in one or more chemical transformations (including those provided herein) to thereby provide the compound of any of the formulae herein or an intermediate compound thereof.

The synthetic methods described herein may also additionally include steps, either before or after any of the steps described in any scheme, to add or remove
20 suitable protecting groups in order to ultimately allow synthesis of the compound of the formulae described herein. The methods delineated herein contemplate converting compounds of one formula to compounds of another formula (e.g., in Scheme 3, L to 3; I to J; or J to 3). The process of converting refers to one or more chemical transformations, which can be performed *in situ*, or with isolation of intermediate
25 compounds. The transformations can include reacting the starting compounds or intermediates with additional reagents using techniques and protocols known in the art, including those in the references cited herein. Intermediates can be used with or without purification (e.g., filtration, distillation, sublimation, crystallization, trituration, solid phase extraction, and chromatography).

30

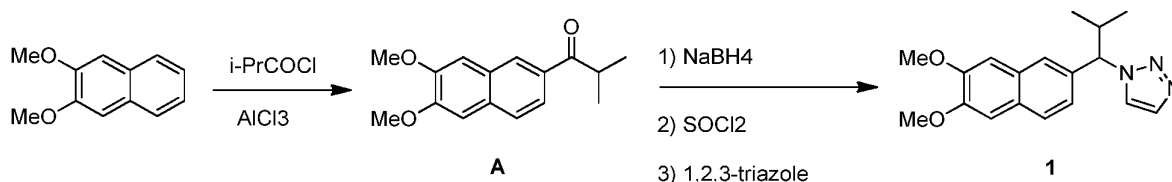
Synthesis of 1-(1,2,3-Triazoles)



III

Syntheses of 1-substituted 1, 2, 3-triazole targets (**III**) may be accomplished using the example synthesis that is shown below (Scheme 1). A broad range of R₄ and R₅-substituted naphthalenes may be prepared starting from functionalized halo- and alkoxy-naphthalene starting materials (e.g. **A**). The intermediate **A** may be prepared by Friedel-Crafts acylation of 2,3-dimethoxy-naphthalene with isobutyryl chloride/aluminum trichloride. Reduction of the ketone to the alcohol followed by sequential treatment with thionyl chloride and 1, 2, 3-triazole affords **1**. For compounds **III** wherein R₄ or R₅ are aryl or heteroaryl, these groups may be added to Br-naphthalene intermediates (R₄ or R₅ = Br) *via* Suzuki coupling methodology [aryl-B(OH)₂ or heteroaryl-B(OH)₂, palladium (II) acetate catalysis].

15 Scheme 1



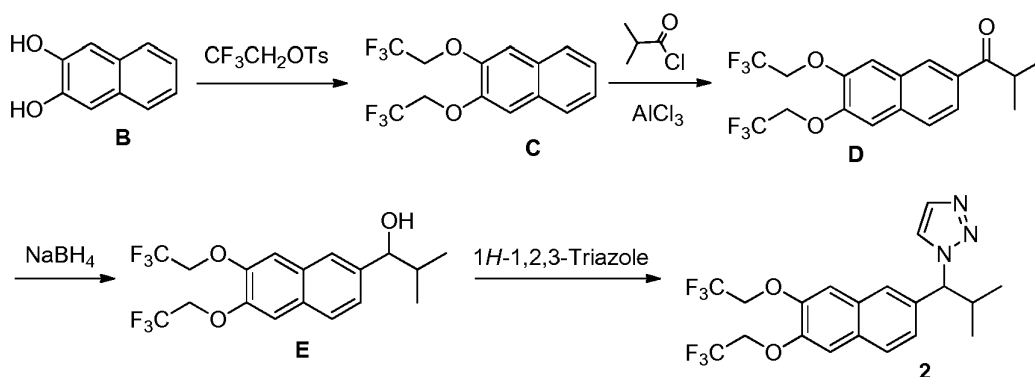
EXAMPLE 1

1-(1-(6, 7-dimethoxynaphthalen-2-yl)-2-methylpropyl)-1H-1,2,3-triazole (**1**)

To a stirred solution of ketone **A** (2.0 g, 7.7 mmol) in methanol (50 mL) was added NaBH₄ (0.57 g, 15.5 mmol) portion wise at 0 °C under inert atmosphere (for Friedel-Crafts conditions to prepare **A**, see example 2). After stirring for 2 h at 0 °C, the volatiles were evaporated under reduced pressure. The obtained residue was dissolved in dichloromethane (100 mL), washed with water, brine and dried over anhydrous Na₂SO₄. After filtration and evaporation, the crude material was washed with *n*-hexane to afford the corresponding secondary alcohol product (1.8 g, 6.9 mmol, 83%) as syrup. ¹H NMR (200 MHz, CDCl₃): δ 7.69-7.61 (m, 2 H), 7.39-7.35 (m, 1 H), 7.15 (s, 2 H), 4.45-4.41 (m, 1 H), 4.03 (s, 6 H), 2.15-2.01 (m, 1 H), 1.09 (d, *J* = 7.0 Hz, 3H), 0.81 (d, *J* = 7.3 Hz, 3H).

To a stirred suspension of 1,2,3-triazole (0.79 g, 11.5 mmol) in acetonitrile (15 mL) was added thionyl chloride (0.22 mL, 3.07 mmol) slowly at $-10\text{ }^{\circ}\text{C}$ under inert atmosphere and the resulting mixture was stirred for 16 h at RT. The precipitated solid was filtered; filtrate was cooled to $-60\text{ }^{\circ}\text{C}$, then the alcohol (0.2 g, 0.76 mmol) in acetonitrile (5 mL) was added drop wise to the filtrate at $-60\text{ }^{\circ}\text{C}$ over a period of 5 min. After completion of addition the reaction mixture was allowed to warm to room temperature and stirred for 48 h at RT. After completion of the starting material (by TLC), the reaction mixture was diluted with EtOAc (50 mL), washed with brine, dried over anhydrous Na_2SO_4 , filtered and evaporated under reduced pressure. The crude material was purified by silica gel column chromatography to afford **1** (0.13 g, 0.41 mmol, 54%) as solid. ^1H NMR (500 MHz, CDCl_3): δ 7.75 (d, $J = 7.5$ Hz, 1 H), 7.66-7.68 (m, 2 H), 7.61 (s, 1 H), 7.41 (d, $J = 10.5$ Hz, 1 H), 7.11 (s, 1 H), 7.09 (s, 1 H), 5.25 (d, $J = 11$ Hz, 1 H), 3.99 (s, 6 H), 2.97-2.89 (m, 1 H), 0.94 (d, $J = 6.5$ Hz, 3 H), 0.92 (d, $J = 6.5$ Hz, 3 H). HPLC: 99.68%.

Scheme 2



EXAMPLE 2

1-(1-(6,7-bis(2,2,2-trifluoroethoxy)naphthalen-2-yl)-2-methylpropyl)-1H-1,2,3-triazole (**2**)

To a stirred solution of **B** (0.44 g, 2.7 mmol) in DMF (3 mL) were added K_2CO_3 (1.5 g, 11 mmol) and trifluoroethyltosylate (2.1 g, 8.2 mmol) at room temperature under N_2 atmosphere. The resulting reaction mixture was stirred at $120\text{ }^{\circ}\text{C}$ for 6 h. After complete consumption of starting material by TLC, the reaction mixture was cooled to RT and quenched with ice cold water and extracted with ether (3 x 50 mL). Combined organic extracts were washed with brine (100 mL) and dried over anhydrous Na_2SO_4 . After filtering off solid, the solvent was evaporated under reduced

pressure to give crude material. The crude material was purified by silica gel column chromatography eluting with 5% EtOAc/hexane to afford **C** (500 mg, 0.15 mmol, 56%) as solid. ¹H NMR (200 MHz, CDCl₃): δ 7.74-7.69 (m, 2 H), 7.44-7.40 (m, 2 H), 7.30 (s, 2 H), 4.51 (q, *J* = 8.2 Hz, 4 H).

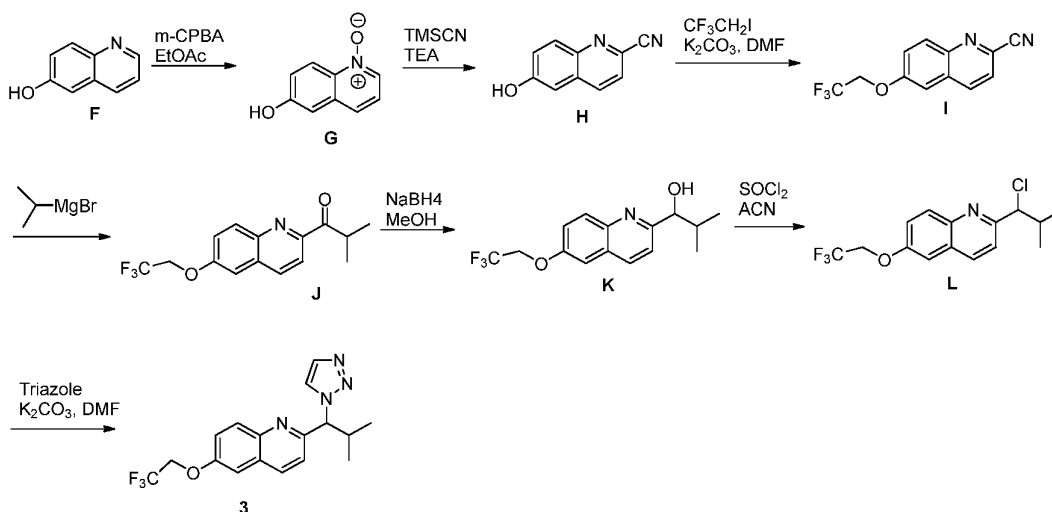
5 To a stirred solution of **C** (0.5 g, 1.5 mmol) in DCM (10 mL) was added isobutyryl chloride (0.23 mL, 2.1 mmol) followed by portion wise addition of AlCl₃ (0.35 g, 2.6 mmol) at 0-5 °C under N₂ atmosphere. After completion of addition, the reaction mixture was allowed to warm to room temperature and stirred for 6 h. The progress of the reaction was monitored by TLC. The reaction mixture was quenched with cold
10 water (25 mL) and then aqueous layer was extracted with DCM (2 x 100 mL). Combined organic extracts were washed with brine (50 mL) and dried over anhydrous Na₂SO₄. After filtering off solid, the solvent was evaporated under reduced pressure to give crude material. The crude material was purified by silica gel column chromatography eluting with 5% EtOAc/hexane to afford ketone **D** (0.5 g, 1.24 mmol,
15 83%) as solid. ¹H NMR (500 MHz, CDCl₃): δ 8.35 (s, 1 H), 7.98 (d, *J* = 8.5 Hz, 1 H), 7.78 (d, *J* = 8.5 Hz, 1 H), 7.42 (s, 1 H), 7.30 (s, 1 H), 4.55-4.49 (m, 4 H), 3.69-3.66 (m, 1 H), 1.28 (d, *J* = 7 Hz, 3 H), 1.21 (d, *J* = 7 Hz, 3 H).

To a stirred solution of ketone **D** (0.2 g, 0.5 mmol) in THF (5 mL) was added NaBH₄ (0.075 g, 2.0 mmol) followed by the addition of methanol (1 mL) at 0 °C under inert
20 atmosphere. After completion of addition, the reaction mixture was allowed to warm to RT and stirred for 3 h. The progress of the reaction was monitored by TLC. The reaction mixture was quenched with brine (25 mL) and then aqueous layer was extracted with EtOAc (3 x 50 mL). Combined organic extracts were washed with brine (25 mL) and dried over anhydrous Na₂SO₄. After filtering off solid, the solvent
25 was evaporated under reduced pressure to give crude material. The crude material was purified by silica gel column chromatography eluting with 10% EtOAc/Hexane to afford alcohol **E** (0.1 g, 0.25 mmol, 49.7%) as syrup. ¹H NMR (500 MHz, DMSO-d₆): δ 7.71 (d, *J* = 8.5 Hz, 1 H), 7.65 (s, 1 H), 7.55-7.54 (m, 2 H), 7.36 (d, *J* = 8.5 Hz, 1 H), 5.18 (d, *J* = 2 Hz, 1 H), 4.89-4.82 (m, 4 H), 4.38-4.36 (m, 1 H), 1.89-1.86 (m, 1
30 H), 0.88 (d, *J* = 7 Hz, 3 H), 0.77 (d, *J* = 7 Hz, 3 H).

To a stirred solution of 1,2,3-triazole (1.08 g, 15.5 mmol) in MeCN (16 mL) was added SOCl₂ (0.3 mL, 4.1 mmol) drop wise at -5 °C under inert atmosphere. After being stirred for 1 h at 0 °C, K₂CO₃ (0.21 g, 1.5 mmol) and a solution of alcohol **E**

(0.41 g, 1.0 mmol) were added slowly to reaction mixture at -5 °C. After completion of addition the reaction mixture was allowed to warm to RT and stirred for 16 h. The volatiles were evaporated under reduced pressure and the resulting residue was diluted with water and extracted with EtOAc (2 x 100 mL). The combined organic phases were washed with brine, dried over anhydrous Na₂SO₄ and concentrated under reduced pressure to give crude compound. The crude material was purified by silica gel column chromatography eluting with 20% EtOAc/hexane to afford **2** (80 mg, 0.17 mmol, 17%) as off white solid. ¹H NMR (500 MHz, DMSO-d₆): δ 8.36 (s, 1 H), 7.88 (s, 1 H), 7.76 (d, *J* = 8.5 Hz, 1 H), 7.71 (s, 1 H), 7.60 (d, *J* = 8.5 Hz, 1 H), 7.55 (s, 2 H), 5.49 (d, *J* = 10.5 Hz, 1 H), 4.90-4.82 (m, 4 H), 2.91-2.84 (m, 1 H), 0.81 (d, *J* = 6.5 Hz, 3 H), 0.79 (d, *J* = 6.5 Hz, 3H). Mass: *m/z* 448 [M⁺+1]. HPLC: 99.39%.

Scheme 3



15 EXAMPLE 3

2-(2-Methyl-1-(1H-1,2,3-triazol-1-yl)propyl)-6-(2,2,2-trifluoroethoxy)quinoline (3)

To a stirred solution of **F** (25 g, 0.17 mol) in EtOAc (500 mL) was added *m*-CPBA (74.3 g, 0.43 mol) portion wise at 0 °C under an inert atmosphere. The reaction mixture was gradually warmed to RT and stirred for 5 h. Progress of the reaction was monitored by TLC. The precipitated solid was filtered and dried *in vacuo* to afford **G** (23 g, 0.14 mol, 83%) as a solid. ¹H NMR (200 MHz, DMSO-*d*₆): δ 10.41 (s, 1 H), 8.40-8.33 (m, 2 H), 7.74 (d, *J* = 8.4 Hz, 1 H), 7.37-7.22 (m, 3 H).

To a stirred solution of **G** (11 g, 0.06 mol) in ACN (220 mL) were added Et₃N (33.5 mL, 0.23 mol) followed by TMS-CN (27.4 mL, 0.21 mol) at RT under an inert atmosphere. The reaction mixture was stirred at RT for 8 h. The volatiles were evaporated under reduced pressure to afford **H** (8.0 g, 0.04 mol, 69%) as solid.

5 ¹H NMR (200 MHz, DMSO-*d*₆): δ 10.67 (s, 1 H), 8.42 (d, *J* = 8.8 Hz, 1 H), 8.01 (d, *J* = 9.2 Hz, 1 H), 7.90 (d, *J* = 8.4 Hz, 1 H), 7.50 (dd, *J* = 9.0, 2.6 Hz, 1 H), 7.26 (s, 1 H).

To a stirred solution of **H** (8.0 g, 0.04 mol) in DMF (80 mL) was added K₂CO₃ (26 g, 0.18 mol) followed by CF₃CH₂I (19 mL, 0.18 mol) at RT. The reaction mixture was heated at 80 °C for 18 h. After completion of the starting material (by TLC), the reaction mixture was allowed to warm to RT and quenched with cold water (200 mL). The precipitated solid was filtered, washed with water and dried under vacuum. The crude material was purified by silica gel column chromatography using EtOAc/hexane to afford **I** (6.0 g, 0.02 mol, 50.8%) as a solid.

10 ¹H NMR (200 MHz, CDCl₃): δ 8.21-8.11 (m, 2 H), 7.70 (d, *J* = 8.2 Hz, 1 H), 7.55 (dd, *J* = 9.4, 2.8 Hz, 1 H), 7.16 (s, 1 H), 4.53 (q, *J* = 7.8 Hz, 2 H).

To a stirred solution of **I** (6.0 g, 0.02 mol) in toluene (150 mL) was added catalytic amount of CuBr at RT under N₂ atmosphere. The reaction mixture was cooled to 0 °C; isopropyl magnesium bromide (8.4 g, 0.05 mol, 1.0 M in diethyl ether) was then added to the reaction mixture drop wise and continued stirring for another 30 min at 10 °C. The reaction mixture was quenched with saturated NH₄Cl solution and filtered through Celite. The filtrate was extracted with ethyl acetate (2 x 100 mL); combined organic extracts were washed with brine, dried over anhydrous Na₂SO₄, filtered, and concentrated under reduced pressure. The crude material was purified by silica gel column chromatography using EtOAc/hexane to afford **J** (4.0 g, 0.01 mol, 57.1%) as semi solid.

20 ¹H NMR (200 MHz, CDCl₃): δ 8.18-8.09 (m, 3 H), 7.50 (dd, *J* = 9.2, 2.8 Hz, 1 H), 7.15 (d, *J* = 2.8 Hz, 1 H), 4.53 (q, *J* = 7.8 Hz, 2 H), 4.42-4.29 (m, 1 H), 1.26 (d, *J* = 7.0 Hz, 6 H).

To a stirred solution of **J** (1.0 g, 3.36 mmol) in MeOH (15 mL) was added NaBH₄ (0.32 g, 8.4 mmol) slowly at 0 °C under an inert atmosphere. After completion of addition the reaction mixture was allowed to warm to 10 °C and stirred for 30 min. The reaction mixture was quenched with water, extracted with EtOAc (2 x 25 mL). The combined organic layer was washed with water, brine, dried over Na₂SO₄,

30

filtered and concentrated under reduced pressure to afford crude **K** (0.9 g, 3.0 mmol, 90%).

To a stirred solution of **K** (0.35 g, 1.17 mmol) in MeCN (5 mL) was added SOCl₂ (0.26 mL, 3.51 mmol) at RT and the resulting mixture was heated at 70 °C for 3 h.

5 The reaction mixture was quenched with cold water and basified with NaHCO₃ solution. The aqueous layer was extracted with EtOAc (2 x 25 mL). The combined organic phases were washed with water, brine, dried over Na₂SO₄, filtered, and concentrated under reduced pressure. The crude material was purified by column chromatography to afford **L** (0.19 g, 0.59 mmol, 51.3%) as a solid. ¹H NMR (200
10 MHz, CDCl₃): δ 8.10-7.98 (m, 2 H), 7.60 (d, *J* = 8.8 Hz, 1 H), 7.44 (dd, *J* = 9.2, 3.0 Hz, 1 H), 7.12 (d, *J* = 2.8 Hz, 1 H), 4.92 (d, *J* = 7.8 Hz, 1 H), 4.54 (q, *J* = 8.2 Hz, 2 H), 2.56-2.39 (m, 1 H), 1.15 (d, *J* = 6.4 Hz, 3 H), 0.93 (d, *J* = 6.6 Hz, 3 H).

To a stirred solution of **L** (0.35 g, 1.10 mmol) in DMF (5 mL) were added 1,2,3-triazole (0.19 g, 2.75 mmol) and K₂CO₃ (0.6 g, 4.4 mmol) and the mixture was heated
15 at 90 °C for 12 h. The reaction mixture was quenched with cold water and aqueous layer was then extracted with EtOAc (2 x 20 mL). Combined organic extracts were washed with water (10 mL), brine (5 mL) and dried over anhydrous Na₂SO₄. After filtration and evaporation of solvent under reduced pressure, the crude material was purified by column chromatography using EtOAc/hexane to afford **3** (0.1 g, 0.28
20 mmol, 26.3%) as a solid. ¹H NMR (500 MHz, CDCl₃): δ 8.04-8.00 (m, 3 H), 7.66 (s, 1 H), 7.56 (d, *J* = 8.0 Hz, 1 H), 7.45 (dd, *J* = 9.0, 2.5 Hz, 1 H), 7.09 (d, *J* = 2.5 Hz, 1 H), 5.51 (d, *J* = 10.5 Hz, 1 H), 4.49 (dd, *J* = 8.5 Hz, 2 H), 3.06- 2.95 (m, 1 H), 0.89 (d, *J* = 5.0 Hz, 6 H). MS (ESI): *m/z* 351 [M+H]⁺. HPLC: 99%.

Chiral preparative HPLC Specifications for (-)-3

25 Column: Chiralpak AD-H, 250 x 4.6mm, 5u

Mobile Phase: A) *n*-hexane, B) ethanol

Isocratic: A: B (80:20)

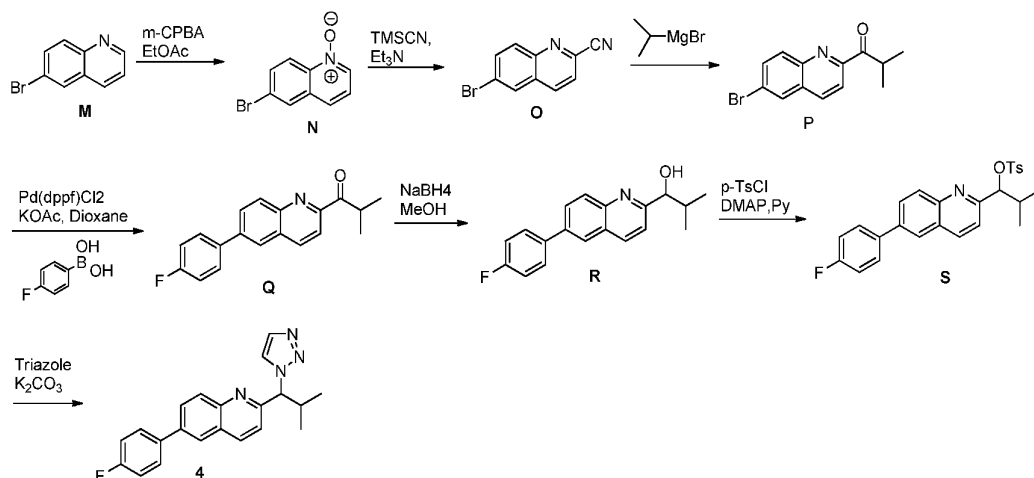
Flow Rate: 1.00 mL/min

Diluent: EtOH:*n*-hexane (20:80)

30 Optical rotation [α]_D: - 43.2° (*c* = 0.5 w/v% in MeOH).

HPLC: 99.5%.

Scheme 4



EXAMPLE 4

6-(4-Fluorophenyl)-2-(2-methyl-1-(1H-1,2,3-triazol-1-yl)propyl)quinoline (4)

To a stirred solution of **M** (10.0 g, 40 mmol) in EtOAc (200 mL) was added *m*-CPBA (16.5 g, 95 mmol) portion wise at 0 °C. The reaction mixture was gradually warmed to RT and stirred for 12 h. The precipitated solid was filtered and dried *in vacuo* to afford crude **N** (9.0 g), which was used in the next step without further purification. MS (ESI): *m/z* 224 [M+H]⁺.

To a stirred solution of **N** (9.0 g, crude) in MeCN (50 mL) were added Et₃N (20.3 mL, 141 mmol) followed by TMSCN (19.9 mL, 140 mmol) at RT under an inert atmosphere. The reaction mixture was stirred at RT for 12 h. The volatiles were evaporated under reduced pressure to afford **O** (7.0 g, 30 mmol, 74.4%) as solid. ¹H NMR (500 MHz, CDCl₃): δ 8.23 (d, *J* = 8.5 Hz, 1 H), 8.08 (s, 1 H), 8.04 (d, *J* = 8.5 Hz, 1 H), 7.92 (dd, *J* = 9.0, 2.0 Hz, 1 H), 7.72 (d, *J* = 9.0 Hz, 1 H).

To a stirred solution of **O** (5.0 g, 21 mmol) in toluene (150 mL) was added catalytic amount of CuBr at RT under N₂ atmosphere. The reaction mixture was cooled to 0 °C; isopropyl magnesium bromide (53.6 mL, 50 mmol, 1 **M** in diethyl ether) was then added to the reaction mixture drop wise and stirring was continued for another 30 min at 0 °C. The reaction mixture was quenched with cold water and filtered through Celite. The filtrate was extracted with ethyl acetate (3 x 50 mL); combined organic extracts were washed with brine, dried over anhydrous Na₂SO₄, filtered, and concentrated under reduced pressure. The crude material was purified by silica gel column chromatography eluting with 2% EtOAc/hexane to afford **P** (4.0 g, 14.4 mmol, 67.4%) as a solid. ¹H NMR (500 MHz, CDCl₃): δ 8.18-8.12 (m, 2 H), 8.06-

8.03 (m, 2 H), 7.84 (dd, $J = 9.0$ Hz, 1 H), 4.36-4.31 (m, 1 H), 1.27 (d, $J = 6.0$ Hz, 6 H). MS (ESI): m/z 279 $[M+H]^+$.

A mixture of **P** (1.0 g, 3.5 mmol), Pd(dppf)Cl₂ (0.13 g, 1 mmol) and 4-fluorophenyl boronic acid (0.5 g, 3.5 mmol) in 1,4-dioxane (20 mL) was purged with Ar for 20 min, and the reaction mixture was stirred at 90 °C for 4 h. The reaction was evaporated *in vacuo* and obtained crude material was purified by column chromatography eluting with 5% EtOAc/hexane to afford **Q** (0.9 g, 3.0 mmol, 85.7%) as a solid. ¹H NMR (500 MHz, CDCl₃): δ 8.29 (d, $J = 8.5$ Hz, 1 H), 8.24 (d, $J = 9.5$ Hz, 1 H), 8.15 (d, $J = 8.5$ Hz, 1 H), 7.99-7.97 (m, 2 H), 7.71-7.68 (m, 2 H), 7.22-7.17 (m, 2 H), 4.43-4.37 (m, 1 H), 1.29 (d, $J = 7.0$ Hz, 6 H). MS (ESI): m/z 294 $[M+H]^+$.

To a stirred solution of **Q** (0.9 g, 3 mmol) in MeOH (10 mL) was added NaBH₄ (0.23 g, 6 mmol) slowly at 0 °C under an inert atmosphere. After completion of addition the reaction mixture was allowed to warm to RT and stirred for 4 h. The volatiles were evaporated under reduced pressure and residue was diluted with water. The aqueous layer was extracted with EtOAc (2 x 25 mL). The combined organic layers were washed with water, brine, dried over Na₂SO₄, filtered and concentrated *in vacuo*. The crude material was purified *via* silica gel column chromatography eluting with 5% EtOAc/Hexane to afford **R** (0.8 g, 2.7 mmol, 88%) as thick syrup. ¹H NMR (500 MHz, CDCl₃): δ 8.18-8.13 (m, 2 H), 7.95-7.91 (m, 2 H), 7.68-7.65 (m, 2 H), 7.35 (d, $J = 8.0$ Hz, 1 H), 7.20-7.17 (m, 2 H), 4.82-4.76 (m, 2 H), 2.20-2.16 (m, 1 H), 1.15 (d, $J = 6.5$ Hz, 3 H), 0.76 (d, $J = 6.5$ Hz, 3 H). MS (ESI): m/z 296 $[M+H]^+$.

To a stirred solution of **R** (0.1 g, 0.33 mmol) in pyridine (3 mL) were added *p*-tosyl chloride (0.12 g, 0.67 mmol) and DMAP (20 mg, 0.16 mmol) under an inert atmosphere and the resulting mixture was stirred for an additional 12h at RT. The reaction mixture was quenched with cold water and extracted with EtOAc (2 x 25 mL). The combined organic phases were washed with CuSO₄ solution and dried over Na₂SO₄. After filtration, the solvent was evaporated under reduced pressure to give crude compound. The crude material was purified by column chromatography eluting with 10% EtOAc/hexane to afford **S** (0.07 g, 0.15 mmol, 49.3%) as a solid. ¹H NMR (500 MHz, CDCl₃): δ 8.07 (d, $J = 8.5$ Hz, 1 H), 8.02 (d, $J = 8.5$ Hz, 1 H), 7.91-7.89 (m, 2 H), 7.67-7.64 (m, 4 H), 7.43 (d, $J = 8.0$ Hz, 1 H), 7.21-7.17 (m, 2 H), 7.06 (d, $J = 8.5$ Hz, 2 H), 5.37 (d, $J = 6.5$ Hz, 1 H), 2.40-2.33 (m, 1 H), 1.00 (d, $J = 6.5$ Hz, 3 H), 0.81 (d, $J = 6.5$ Hz, 3 H). MS (ESI): m/z 450 $[M+H]^+$.

To a stirred solution of **S** (0.07 g, 0.16 mmol) in DMF (2 mL) were added 1,2,3-triazole (0.04 g, 0.66 mmol) and K₂CO₃ (0.06 g, 0.5 mmol) and the mixture was stirred at 100 °C for 5 h. The reaction mixture was quenched with cold water and aqueous layer was extracted with EtOAc (2 x 10 mL). Combined organic extracts were washed with water (10 mL), brine (5 mL) and dried over anhydrous Na₂SO₄. After filtration and evaporation of solvent under reduced pressure, the crude material was purified by column chromatography (SiO₂, 100-200 mesh) eluting with 15% EtOAc/hexane to afford **4** (50 mg, 0.14 mmol, 87%) as a solid. ¹H NMR (500 MHz, CDCl₃): δ 8.19 (d, *J* = 8.0 Hz, 1 H), 8.14 (d, *J* = 9.5 Hz, 1 H), 8.09 (s, 1 H), 7.95-7.94 (m, 2 H), 7.69-7.61 (m, 4 H), 7.20 (t, *J* = 9.0 Hz, 2 H), 5.57 (d, *J* = 10 Hz, 1 H), 3.04-2.99 (m, 1 H), 0.93 (d, *J* = 6.0 Hz, 6 H). MS (ESI): *m/z* 347 [M+H]⁺. HPLC: 94.7%.

Chiral preparative HPLC Specifications for (-)-4

Column: Chiralpak IC, 250 x 4.6mm, 5u

Mobile Phase: A) *n*-hexane, B) ethanol

15 Isocratic: A: B (90:10)

Flow Rate: 1.00 mL/min

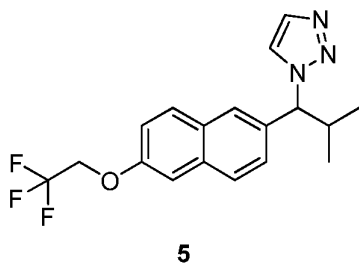
Optical rotation [α]_D: - 60.9° (*c* = 0.5 w/v% in MeOH).

HPLC: 99.0%.

Examples 5-23 are made essentially as described for examples 1-4 above.

20 **EXAMPLE 5**

1-(2-methyl-1-(6-(2,2,2-trifluoroethoxy)naphthalen-2-yl)propyl)-1H-1,2,3-triazole (5)

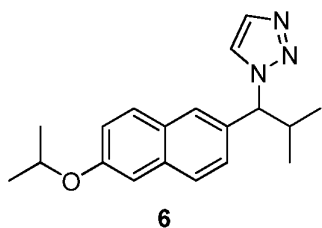


MS (ESI): *m/z* 350 [M+H]⁺. HPLC: 2.69min.

25

EXAMPLE 6

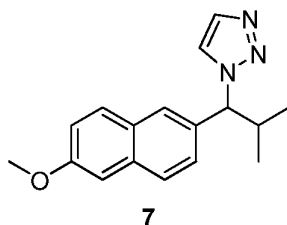
1-(1-(6-isopropoxynaphthalen-2-yl)-2-methylpropyl)-1H-1,2,3-triazole (6)



MS (ESI): m/z 310 $[M+H]^+$. HPLC: 2.79min.

EXAMPLE 7

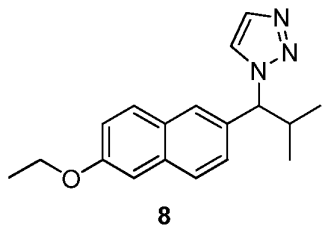
5 **1-(1-(6-methoxynaphthalen-2-yl)-2-methylpropyl)-1H-1,2,3-triazole (7)**



MS (ESI): m/z 282 $[M+H]^+$. HPLC: 2.53min.

EXAMPLE 8

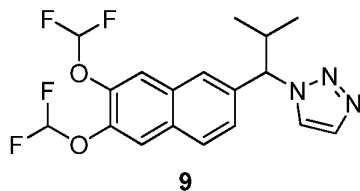
10 **1-(1-(6-ethoxynaphthalen-2-yl)-2-methylpropyl)-1H-1,2,3-triazole (8)**



MS (ESI): m/z 296 $[M+H]^+$. HPLC: 2.71min.

EXAMPLE 9

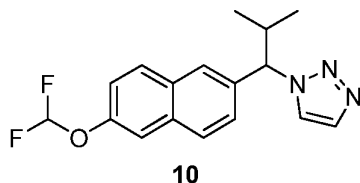
15 **1-(1-(6,7-bis(difluoromethoxy)naphthalen-2-yl)-2-methylpropyl)-1H-1,2,3-triazole (9)**



MS (ESI): m/z 384 $[M+H]^+$. HPLC: 7.81min.

EXAMPLE 10

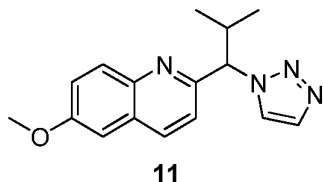
1-(1-(6-(difluoromethoxy)naphthalen-2-yl)-2-methylpropyl)-1H-1,2,3-triazole
(10)



5 MS (ESI): m/z 318 $[M+H]^+$. HPLC: 2.57min.

EXAMPLE 11

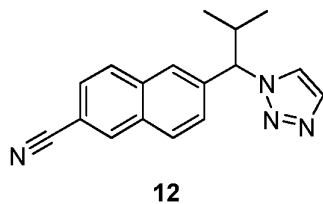
6-methoxy-2-(2-methyl-1-(1H-1,2,3-triazol-1-yl)propyl)quinoline (11)



10 MS (ESI): m/z 283 $[M+H]^+$. HPLC: 2.26min.

EXAMPLE 12

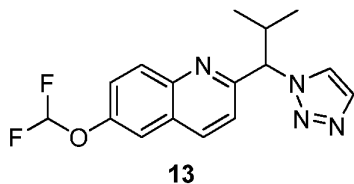
6-(2-methyl-1-(1H-1,2,3-triazol-1-yl)propyl)-2-naphthonitrile (12)



15 MS (ESI): m/z 277 $[M+H]^+$. HPLC: 8.37min.

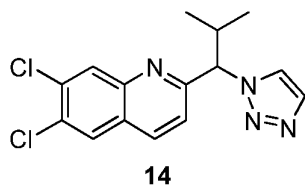
EXAMPLE 13

6-(difluoromethoxy)-2-(2-methyl-1-(1H-1,2,3-triazol-1-yl)propyl)quinoline (13)

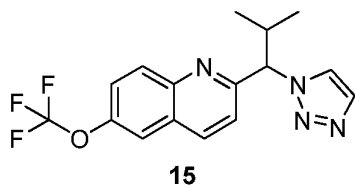


20 MS (ESI): m/z 319 $[M+H]^+$. HPLC: 4.66min.

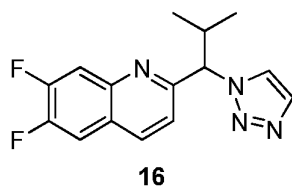
EXAMPLE 14

6,7-dichloro-2-(2-methyl-1-(1H-1,2,3-triazol-1-yl)propyl)quinoline (14)

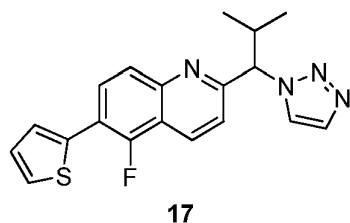
MS (ESI): m/z 322 $[M+H]^+$. HPLC: 2.62min.

5 EXAMPLE 15**2-(2-methyl-1-(1H-1,2,3-triazol-1-yl)propyl)-6-(trifluoromethoxy)quinoline (15)**

MS (ESI): m/z 337 $[M+H]^+$. HPLC: 2.58min.

10 EXAMPLE 16**6,7-difluoro-2-(2-methyl-1-(1H-1,2,3-triazol-1-yl)propyl)quinoline (16)**

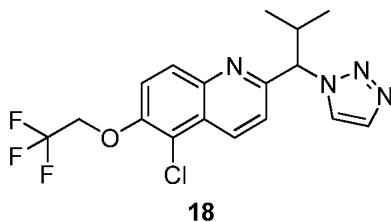
MS (ESI): m/z 289 $[M+H]^+$. HPLC: 10.29min.

15 EXAMPLE 17**5-fluoro-2-(2-methyl-1-(1H-1,2,3-triazol-1-yl)propyl)-6-(thiophen-2-yl)quinoline (17)**

MS (ESI): m/z 353 $[M+H]^+$. HPLC: 2.93min.

EXAMPLE 18

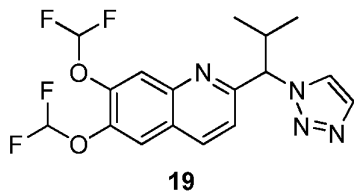
5-chloro-2-(2-methyl-1-(1H-1,2,3-triazol-1-yl)propyl)-6-(2,2,2-trifluoroethoxy)quinolines (18)



5 MS (ESI): m/z 386 $[M+H]^+$. HPLC: 2.73min.

EXAMPLE 19

6,7-bis(difluoromethoxy)-2-(2-methyl-1-(1H-1,2,3-triazol-1-yl)propyl)quinolines (19)



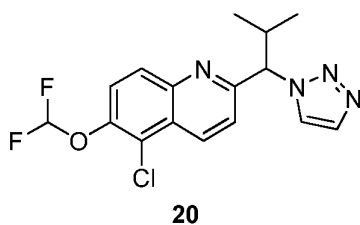
10

MS (ESI): m/z 385 $[M+H]^+$. HPLC: 2.55min.

EXAMPLE 20

5-chloro-6-(difluoromethoxy)-2-(2-methyl-1-(1H-1,2,3-triazol-1-yl)propyl)quinolines (20)

15

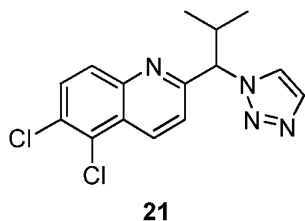


MS (ESI): m/z 353 $[M+H]^+$. HPLC: 2.62min.

EXAMPLE 21

5,6-dichloro-2-(2-methyl-1-(1H-1,2,3-triazol-1-yl)propyl)quinolines (21)

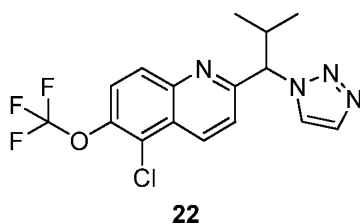
20



MS (ESI): m/z 321 $[M+H]^+$. HPLC: 2.88min.

EXAMPLE 22

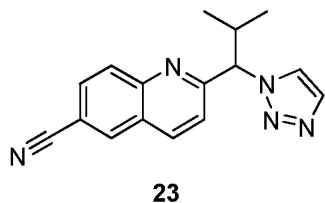
- 5 **5-chloro-2-(2-methyl-1-(1H-1,2,3-triazol-1-yl)propyl)-6-(trifluoromethoxy)quinolines (22)**



MS (ESI): m/z 371 $[M+H]^+$. HPLC: 2.97min.

10 **EXAMPLE 23**

- 2-(2-methyl-1-(1H-1,2,3-triazol-1-yl)propyl)quinoline-6-carbonitrile (23)**



MS (ESI): m/z 278 $[M+H]^+$. HPLC: 2.25min.

15

Example 24: Metalloenzyme activity

A. Inhibition of CYP17

- CYP17 activity was assayed according to the following procedure. Solutions of each test compound and isozyme inhibitor (ketoconazole) were separately prepared at concentrations of 2700, 540, 90, 18, 3, 0.6 and 0.1 μ M by serial dilution with DMSO:ACN (50:50 v/v). The individual test compound and isozyme inhibitor solutions were then diluted 20-fold with deionized water (50:950 v/v) to concentrations of 135, 27, 4.5, 0.9, 0.15, 0.03 and 0.005 μ M. The percent of organic
- 20

solvent attributable to the test compound or inhibitor mixture in the final reaction mixture is 1%. Pooled rat testicular microsome suspension (20 mg/mL) was diluted with phosphate buffer to obtain a 1.25 mg/mL suspension. A solution of NADPH was prepared in phosphate buffer at a concentration of 2.5X. A stock solution of the substrate was prepared in DMSO:MeCN (50:50 v/v), mixed, and diluted in phosphate buffer to obtain a single solution containing the substrate at 5 μ M. The percent of organic solvent attributable to substrate mixture in the final reaction mixture is 1%. Substrate solution and microsome suspension were combined in a 1:1 volume ratio, mixed, and distributed to reaction wells of a PCR plate. Individual test compound or the inhibitor solution at each concentration was added to the wells and mixed by repetitive aspirate/dispense cycles. For active controls, blank test compound diluent was added in place of test compound solution. Reaction mixtures were allowed to equilibrate at 37°C for approximately two minutes before adding NADPH solution to initiate reaction, followed by pipette mixing of reaction mixture. Compounds of the presently disclosed subject matter exhibit IC₅₀s in the range shown in Table 1.

Example 25: Metalloenzyme selectivity

A. Inhibition of Liver Cytochrome P450 Enzymes

Solutions of each test compound were separately prepared at concentrations of 20000, 6000, 2000, 600, 200, and 60 μ M by serial dilution with DMSO:MeCN (50:50 v/v). The individual test compound solutions were then diluted 20-fold with DMSO:MeCN:deionized water (5:5:180 v/v/v) to concentrations of 1000, 300, 100, 30, 10, and 3 μ M. Mixtures of isozyme inhibitors (sulfaphenazole, tranilcypromine, and ketoconazole as specific inhibitors of isozymes 2C9, 2C19, and 3A4, respectively) were prepared containing each inhibitor at concentrations of 6000, 2000, 600, 200, 60, 20, 6, and 2 μ M by serial dilution with DMSO: ACN (50:50 v/v). The mixed inhibitor solutions were then diluted 20-fold with DMSO:MeCN:deionized water (5:5:180 v/v/v) to concentrations of 300, 100, 30, 10, 3, 1, 0.3, and 0.1 μ M. The percent of organic solvent attributable to the test compound or inhibitor mixture in the final reaction mixture was 2% v/v.

Pooled human liver microsome suspension (20 mg/mL) was diluted with phosphate buffer to obtain a 5 mg/mL suspension. A solution of NADPH was prepared in phosphate buffer at a concentration of 5 mM. Separate stock solutions of each substrate were prepared in DMSO:MeCN (50:50 v/v), mixed, and diluted in

phosphate buffer to obtain a single solution containing each substrate at five times its experimentally determined K_m concentration. The percent of organic solvent attributable to substrate mixture in the final reaction mixture was 1% v/v.

Substrate solution and microsome suspension were combined in a 1:1 volume ratio, mixed, and distributed to reaction wells of a PCR plate. Individual test compound or combined inhibitor solutions at each concentration were added to the wells and mixed by repetitive aspirate-dispense cycles. For active controls, blank phosphate buffer solution was added in place of test compound solution. Reaction mixtures were allowed to equilibrate at 37°C for approximately two minutes before adding NADPH solution to initiate reaction, followed by pipette mixing of reaction mixture. Ten minutes after addition of NADPH, the reaction mixtures were quenched with cold acetonitrile. The samples were mixed by orbital shaking for approximately one minute and centrifuged at 2900 RCF for ten minutes. A portion of the supernatant was analyzed by gradient reverse-phase HPLC with detection by electrospray ionization triple quadrupole mass spectrometry in the positive ion mode.

Data was fitted to sigmoid dose-response curves and the inhibitory potency of each test compound was determined as its IC_{50} value.

Table 1. Results

	<u>Example</u>	<u>CYP17 IC_{50}*</u>	<u>CYP2C9*</u>	<u>CYP2C19*</u>	<u>CYP3A4*</u>
25	1	0.050	6.5	8.4	11
	2	0.48	2.9	4.4	>60
	3	0.030	3.2	5.0	19
	4	0.042	24	31	84
	Ketoconazole	0.40	40	19	0.15

*CYP IC_{50} values are expressed in μM .

Incorporation by Reference

The contents of all references (including literature references, issued patents, published patent applications, and co-pending patent applications) cited throughout

this application are hereby expressly incorporated herein in their entireties by reference.

Equivalents

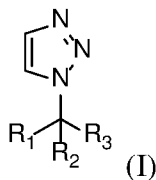
5 Those skilled in the art will recognize, or be able to ascertain using no more than routine experimentation, many equivalents of the specific embodiments of the invention described herein. Such equivalents are intended with be encompassed by the following claims.

10 It is to be understood that, if any prior art publication is referred to herein, such reference does not constitute an admission that the publication forms a part of the common general knowledge in the art, in Australia or any other country.

15 In the claims which follow and in the preceding description of the invention, except where the context requires otherwise due to express language or necessary implication, the word “comprise” or variations such as “comprises” or “comprising” is used in an inclusive sense, i.e. to specify the presence of the stated features but not to preclude the presence or addition of further features in various embodiments of the invention.

What is claimed:

1. A compound of formula (I), or salt, solvate, hydrate or prodrug thereof, wherein:



R^1 is optionally substituted naphthyl or optionally substituted quinoliny;

R^2 is alkyl; and

R^3 is H;

wherein substituted in R^1 refers to alkyl, alkenyl, alkynyl, cycloalkyl,

heterocycloalkyl, aralkyl, heteroaralkyl, aryl, heteroaryl, halogen, haloalkyl, cyano, nitro,

alkoxy, haloalkoxy, thioalkoxy, cycloalkoxy, aryloxy, hydroxyl, hydroxylalkyl, oxo (i.e.,

carbonyl), carboxyl, formyl, alkylcarbonyl, alkylcarbonylalkyl, alkoxycarbonyl,

alkylcarbonyloxy, aryloxycarbonyl, heteroaryloxy, heteroaryloxycarbonyl, thio,

mercapto, mercaptoalkyl, arylsulfonyl, amino, aminoalkyl, dialkylamino,

hydroxyalkylamino, alkylcarbonylamino, alkylaminocarbonyl, alkoxycarbonylamino,

alkylamino, arylamino, diarylamino, alkylcarbonyl, or arylamino-substituted aryl;

arylalkylamino, aralkylaminocarbonyl, amido, alkylaminosulfonyl, arylaminosulfonyl,

dialkylaminosulfonyl, alkylsulfonylamino, arylsulfonylamino, imino, carboxamido,

carbamido, carbamyl, thioureido, thiocyanato, sulfoamido, sulfonylalkyl, sulfonylaryl,

mercaptoalkoxy, N-hydroxyamidinyl, or N'-aryl, N''-hydroxyamidinyl.

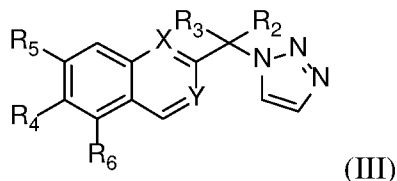
2. The compound of claim 1, wherein R_1 is optionally substituted quinoliny, R_2 is alkyl, and R_3 is H.

3. The compound of claim 1, wherein R_1 is optionally substituted naphthyl, R_2 is alkyl, and R_3 is H.

4. The compound of claim 3, wherein R_1 is substituted naphthyl, R_2 is alkyl, and R_3 is H.

5. The compound of claim 4, wherein R_1 is naphthyl substituted with 1, 2, 3 or 4 substituents, independently selected from alkyl, alkoxy, haloalkoxy, cyano, halo, amino, mono-alkylamino, di-alkylamino, or heteroaryl.

6. The compound of claim 1 having the structure of formula (III):



wherein X is CH or N, Y is CH, R^4 and R^5 are independently H, halogen, alkoxy, fluoroalkoxy containing 1-5 fluorines, cyano, carboxamido, aryl, or heteroaryl; and R_6 is independently H, halogen, alkoxy, aryloxy, thioalkoxy, cycloalkoxy, haloalkoxy, fluoroalkoxy containing 1-5 fluorines, cyano, carboxamido, aryl, or heteroaryl.

7. The compound of claim 6, wherein X = CH and Y = CH.

8. The compound of claim 6, wherein X = N and Y = CH.

9. The compound of claim 1 that is:

1-(1-(6, 7-dimethoxynaphthalen-2-yl)-2-methylpropyl)-1H-1,2,3-triazole (1);

1-(1-(6, 7-bis (2, 2, 2-trifluoroethoxy) naphthalen-2-yl)-2-methylpropyl)-1H-

1,2,3-triazole (2);

2-(2-Methyl-1-(1H-1,2,3-triazol-1-yl)propyl)-6-(2,2,2-trifluoroethoxy)quinoline

(3); or

6-(4-Fluorophenyl)-2-(2-methyl-1-(1H-1,2,3-triazol-1-yl)propyl)quinoline (4)

1-(2-methyl-1-(6-(2,2,2-trifluoroethoxy)naphthalen-2-yl)propyl)-1H-1,2,3-triazole

(5)

1-(1-(6-isopropoxynaphthalen-2-yl)-2-methylpropyl)-1H-1,2,3-triazole (6)

1-(1-(6-methoxynaphthalen-2-yl)-2-methylpropyl)-1H-1,2,3-triazole (7)

1-(1-(6-ethoxynaphthalen-2-yl)-2-methylpropyl)-1H-1,2,3-triazole (8)

1-(1-(6,7-bis(difluoromethoxy)naphthalen-2-yl)-2-methylpropyl)-1H-1,2,3-

triazole (9)

1-(1-(6-(difluoromethoxy)naphthalen-2-yl)-2-methylpropyl)-1H-1,2,3-triazole

(10)

6-methoxy-2-(2-methyl-1-(1H-1,2,3-triazol-1-yl)propyl)quinoline (11)

6-(2-methyl-1-(1H-1,2,3-triazol-1-yl)propyl)-2-naphthonitrile (12)

- 6-(difluoromethoxy)-2-(2-methyl-1-(1H-1,2,3-triazol-1-yl)propyl)quinoline (13)
- 6,7-dichloro-2-(2-methyl-1-(1H-1,2,3-triazol-1-yl)propyl)quinoline (14)
- 2-(2-methyl-1-(1H-1,2,3-triazol-1-yl)propyl)-6-(trifluoromethoxy)quinoline (15)
- 6,7-difluoro-2-(2-methyl-1-(1H-1,2,3-triazol-1-yl)propyl)quinoline (16)
- 5 5-fluoro-2-(2-methyl-1-(1H-1,2,3-triazol-1-yl)propyl)-6-(thiophen-2-yl)quinoline (17)
- 5-chloro-2-(2-methyl-1-(1H-1,2,3-triazol-1-yl)propyl)-6-(2,2,2-trifluoroethoxy)quinolines (18)
- 10 6,7-bis(difluoromethoxy)-2-(2-methyl-1-(1H-1,2,3-triazol-1-yl)propyl)quinolines (19)
- 5-chloro-6-(difluoromethoxy)-2-(2-methyl-1-(1H-1,2,3-triazol-1-yl)propyl)quinolines (20)
- 5,6-dichloro-2-(2-methyl-1-(1H-1,2,3-triazol-1-yl)propyl)quinolines (21)
- 15 5-chloro-2-(2-methyl-1-(1H-1,2,3-triazol-1-yl)propyl)-6-(trifluoromethoxy)quinolines (22)
- 2-(2-methyl-1-(1H-1,2,3-triazol-1-yl)propyl)quinoline-6-carbonitrile (23)
- or salt, solvate, hydrate or prodrug thereof.
- 20 10. A method of inhibiting metalloenzyme activity comprising contacting a compound of any one of claims 1-9 with a metalloenzyme.
11. A method of treating a subject suffering from or susceptible to a metalloenzyme-related disorder or disease, comprising administering to the subject an effective amount
- 25 of a compound of any one of claims 1-9, or salt, solvate, hydrate or prodrug thereof.
12. A method of treating a subject suffering from or susceptible to a metalloenzyme-related disorder or disease, wherein the subject has been identified as in need of treatment for a metalloenzyme-related disorder or disease, comprising administering to said subject
- 30 in need thereof, an effective amount of a compound of any one of claims 1-9, or salt, solvate, hydrate or prodrug thereof, such that said subject is treated for said disorder.

13. A method of treating a subject suffering from or susceptible to a metalloenzyme-mediated disorder or disease, wherein the subject has been identified as in need of treatment for a metalloenzyme-mediated disorder or disease, comprising administering to said subject in need thereof, an effective amount of a compound of any one of claims 1-9, such that metalloenzyme activity in said subject is modulated.

14. The method of any one of claims 11-13, wherein the disease or disorder is mediated by any of 4-hydroxyphenyl pyruvate dioxygenase, 5-lipoxygenase, adenosine deaminase, alcohol dehydrogenase, aminopeptidase n, angiotensin converting enzyme, aromatase (CYP19), calcineurin, carbamoyl phosphate synthetase, carbonic anhydrase family, catechol o-methyl transferase, cyclooxygenase family, dihydropyrimidine dehydrogenase-1, DNA polymerase, farnesyl diphosphate synthase, farnesyl transferase, fumarate reductase, GABA aminotransferase, HIF-prolyl hydroxylase, histone deacetylase family, HIV integrase, HIV-1 reverse transcriptase, isoleucine tRNA ligase, lanosterol demethylase (CYP51), matrix metalloprotease family, methionine aminopeptidase, neutral endopeptidase, nitric oxide synthase family, phosphodiesterase III, phosphodiesteraseIV, phosphodiesteraseV, pyruvate ferredoxin oxidoreductase, renal peptidase, ribonucleoside diphosphate reductase, thromboxane synthase (CYP5a), thyroid peroxidase, tyrosinase, urease, or xanthine oxidase.

15. The method of any one of claims 11-13, wherein the disease or disorder is mediated by any of 1-deoxy-d-xylulose-5-phosphate reductoisomerase (DXR), 17-alpha hydroxylase (CYP17), aldosterone synthase (CYP11B2), aminopeptidase p, anthrax lethal factor, arginase, beta-lactamase, cytochrome P450 2A6, d-ala d-ala ligase, dopamine beta-hydroxylase, endothelin converting enzyme-1, glutamate carboxypeptidase II, glutaminyl cyclase, glyoxalase, heme oxygenase, HPV/HSV E1 helicase, indoleamine 2,3-dioxygenase, leukotriene A4 hydrolase, methionine aminopeptidase 2, peptide deformylase, phosphodiesteraseVII, relaxase, retinoic acid hydroxylase (CYP26), TNF-alpha converting enzyme (TACE), UDP-(3-O-(R-3-hydroxymyristoyl))-N-acetylglucosamine deacetylase (LpxC), vascular adhesion protein-1 (VAP-1), or vitamin D hydroxylase (CYP24).

16. The method of any one of claims 11-13, wherein the disease or disorder is cancer, cardiovascular disease, inflammatory disease, infectious disease, metabolic disease, ophthalmologic disease, central nervous system (CNS) disease, urologic disease, or gastrointestinal disease.
- 5
17. The method of any one of claims 11-13, wherein the disease or disorder is prostate cancer, breast cancer, androgen-dependent cancers, estrogen-dependent cancers, adrenal hyperplasia, prostatic hypertrophy, virilism, hirsutism, male pattern alopecia, precocious puberty, endometriosis, uterus myoma, uterine cancer, mastopathy, polycystic ovary
- 10 syndrome, infertility, acne, functional ovarian hyperandrogenism, hyperandrogenism with chronic anovulation, hyperandrogenemia, premature adrenarche, adrenal or androgen excess, uterine fibroids, inflammatory bowel disease, psoriasis, systemic fungal infection, onychomycosis, or cardiovascular disease.
- 15
18. A composition comprising a compound of any one of claims 1-9, or salt, solvate, hydrate or prodrug thereof, and a pharmaceutically acceptable carrier.
19. The composition of claim 18 further comprising an additional therapeutic agent.
- 20
20. The composition of claim 18 further comprising an additional therapeutic agent that is an anti-cancer agent, antifungal agent, cardiovascular agent, antiinflammatory agent, chemotherapeutic agent, an anti-angiogenesis agent, cytotoxic agent, an anti-proliferation agent, metabolic disease agent, ophthalmologic disease agent, central nervous system (CNS) disease agent, urologic disease agent, or gastrointestinal disease agent.
- 25
21. Use of a compound of any one of claims 1-9, or salt, solvate, hydrate or prodrug thereof, in the manufacture of a medicament for treating a subject suffering from or susceptible to a metalloenzyme-related disorder or disease.