



US00D496930S1

(12) **United States Design Patent** (10) **Patent No.:** **US D496,930 S**
Yoshihara (45) **Date of Patent:** **** Oct. 5, 2004**

(54) **VEHICLE AUDIO PLAYER**

5,852,594 A * 12/1998 Kaise et al. 369/75.1
5,862,468 A * 1/1999 Kim 455/321

(75) Inventor: **Keiichiro Yoshihara**, Tokyo (JP)

* cited by examiner

(73) Assignee: **Clarion Co., Ltd.**, Tokyo (JP)

Primary Examiner—Nanda Bondade

(**) Term: **14 Years**

(74) *Attorney, Agent, or Firm*—Chapman and Cutler LLP

(21) Appl. No.: **29/192,267**

(57) **CLAIM**

(22) Filed: **Oct. 21, 2003**

The ornamental design for the vehicle audio player, as shown and described.

(51) **LOC (7) Cl.** **14-01**

DESCRIPTION

(52) **U.S. Cl.** **D14/258**

FIG. 1 is a front elevational view of a vehicle audio player showing my new design;

(58) **Field of Search** D14/135-136,
D14/160-168, 188, 197-198, 156-157,
257, 258; 455/100, 344, 346-351, 321;
369/75.1, 75.2, 77.2

FIG. 2 is a left side elevational view thereof;
FIG. 3 is a right side elevational view thereof;
FIG. 4 is a top plan view thereof;
FIG. 5 is a bottom plan view thereof; and,
FIG. 6 is a perspective view thereof.

(56) **References Cited**

The rear of the device is flat and includes no ornamentation. The broken lines in the drawings are for illustrative purposes only and form no part of the claimed design.

U.S. PATENT DOCUMENTS

D313,023 S * 12/1990 Kolenda et al. D14/258
D351,167 S * 10/1994 Yun D14/156
5,477,432 A * 12/1995 Magic et al. 362/26

1 Claim, 3 Drawing Sheets

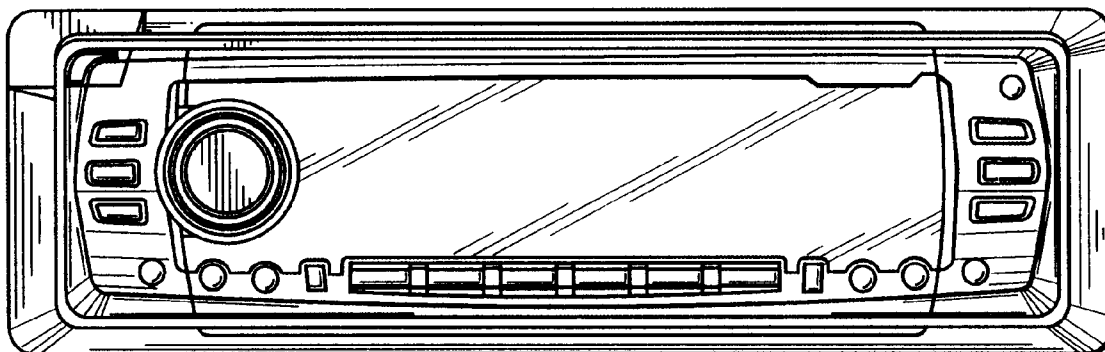


Fig. 1

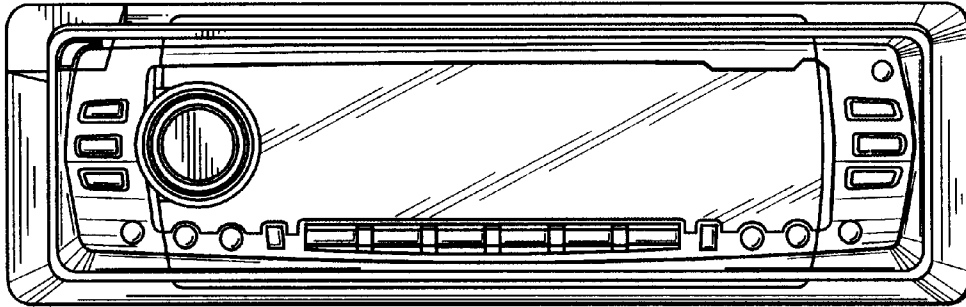


Fig. 2




Fig. 3




Fig. 4




Fig. 5




Fig. 6

