

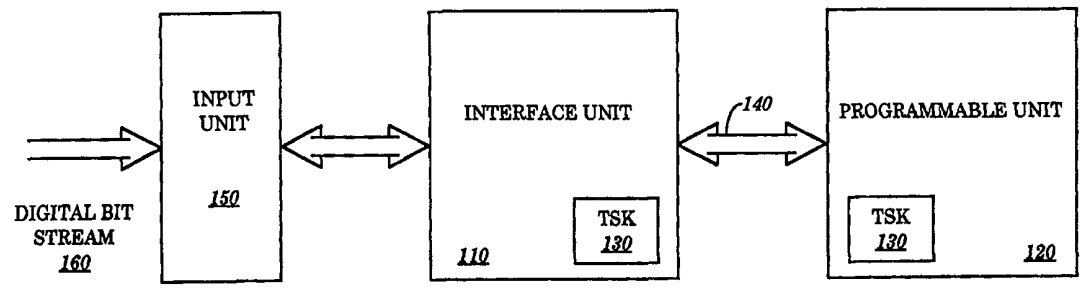


INTERNATIONAL APPLICATION PUBLISHED UNDER THE PATENT COOPERATION TREATY (PCT)

<p>(51) International Patent Classification ⁶ : H04N 7/167</p>	<p>A1</p>	<p>(11) International Publication Number: WO 99/39504 (43) International Publication Date: 5 August 1999 (05.08.99)</p>
--	------------------	--

<p>(21) International Application Number: PCT/US99/00402 (22) International Filing Date: 5 January 1999 (05.01.99) (30) Priority Data: 09/015,409 29 January 1998 (29.01.98) US (71) Applicant (for all designated States except US): INTEL CORPORATION [US/US]; 2200 Mission College Boulevard, Santa Clara, CA 95052 (US). (72) Inventors; and (75) Inventors/Applicants (for US only): SULLIVAN, Robert, R., Jr. [US/US]; 6930 Corte Mercado, Pleasanton, CA 94566 (US). ACKEN, John, M. [US/US]; 1147 Fife Avenue, Palo Alto, CA 94301 (US). (74) Agents: TAYLOR, Edwin, H. et al.; Blakely, Sokoloff, Taylor & Zafman LLP, 7th floor, 12400 Wilshire Boulevard, Los Angeles, CA 90025 (US).</p>	<p>(81) Designated States: AL, AM, AT, AT (Utility model), AU (Petty patent), AZ, BA, BB, BG, BR, BY, CA, CH, CN, CU, CZ, CZ (Utility model), DE, DE (Utility model), DK, DK (Utility model), EE, EE (Utility model), ES, FI, FI (Utility model), GB, GD, GE, GH, GM, HR, HU, ID, IL, IN, IS, JP, KE, KG, KP, KR, KZ, LC, LK, LR, LS, LT, LU, LV, MD, MG, MK, MN, MW, MX, NO, NZ, PL, PT, RO, RU, SD, SE, SG, SI, SK, SK (Utility model), SL, TJ, TM, TR, TT, UA, UG, US, UZ, VN, YU, ZW, ARIPO patent (GH, GM, KE, LS, MW, SD, SZ, UG, ZW), Eurasian patent (AM, AZ, BY, KG, KZ, MD, RU, TJ, TM), European patent (AT, BE, CH, CY, DE, DK, ES, FI, FR, GB, GR, IE, IT, LU, MC, NL, PT, SE), OAPI patent (BF, BJ, CF, CG, CI, CM, GA, GN, GW, ML, MR, NE, SN, TD, TG).</p> <p>Published With international search report.</p>
--	--

(54) Title: IMPROVED CONDITIONAL ACCESS AND CONTENT SECURITY METHOD



(57) Abstract

A system featuring an interface unit (110) connected to a programmable unit (120) is described. The interface unit is capable of containing a time-sensitive key (TSK 130). The programmable unit is allowed to receive digital content from the interface unit upon establishing that the time-sensitive key (TSK 130) is also contained therein.

FOR THE PURPOSES OF INFORMATION ONLY

Codes used to identify States party to the PCT on the front pages of pamphlets publishing international applications under the PCT.

AL	Albania	ES	Spain	LS	Lesotho	SI	Slovenia
AM	Armenia	FI	Finland	LT	Lithuania	SK	Slovakia
AT	Austria	FR	France	LU	Luxembourg	SN	Senegal
AU	Australia	GA	Gabon	LV	Latvia	SZ	Swaziland
AZ	Azerbaijan	GB	United Kingdom	MC	Monaco	TD	Chad
BA	Bosnia and Herzegovina	GE	Georgia	MD	Republic of Moldova	TG	Togo
BB	Barbados	GH	Ghana	MG	Madagascar	TJ	Tajikistan
BE	Belgium	GN	Guinea	MK	The former Yugoslav Republic of Macedonia	TM	Turkmenistan
BF	Burkina Faso	GR	Greece	ML	Mali	TR	Turkey
BG	Bulgaria	HU	Hungary	MN	Mongolia	TT	Trinidad and Tobago
BJ	Benin	IE	Ireland	MR	Mauritania	UA	Ukraine
BR	Brazil	IL	Israel	MW	Malawi	UG	Uganda
BY	Belarus	IS	Iceland	MX	Mexico	US	United States of America
CA	Canada	IT	Italy	NE	Niger	UZ	Uzbekistan
CF	Central African Republic	JP	Japan	NL	Netherlands	VN	Viet Nam
CG	Congo	KE	Kenya	NO	Norway	YU	Yugoslavia
CH	Switzerland	KG	Kyrgyzstan	NZ	New Zealand	ZW	Zimbabwe
CI	Côte d'Ivoire	KP	Democratic People's Republic of Korea	PL	Poland		
CM	Cameroon	KR	Republic of Korea	PT	Portugal		
CN	China	KZ	Kazakstan	RO	Romania		
CU	Cuba	LC	Saint Lucia	RU	Russian Federation		
CZ	Czech Republic	LI	Liechtenstein	SD	Sudan		
DE	Germany	LK	Sri Lanka	SE	Sweden		
DK	Denmark	LR	Liberia	SG	Singapore		
EE	Estonia						

Improved Conditional Access and Content Security Method

BACKGROUND OF THE INVENTION

1. Field of the Invention

The present invention relates to the field of content security. More particularly, this invention relates to a system and method for providing conditional access to incoming digital content.

2. Description of Related Art

For many years, there has been a growing demand for electronic systems providing visual and/or audible content to consumers. Typically, content providers have supplied consumers with content in a variety of forms (e.g., movies, television programming, etc.). When transmitted in an analog format such as National Television Systems Committee (NTSC) or Phase Alternating Line (PAL), the content is somewhat protected due to the inherent nature of analog signaling. For example, analog content is troublesome to illicitly copy and redistribute. Also, the recorded copies have poorer image quality than the original content. On occasion, copy protection signals may be added to the content in order to prevent its successful recordation by a video cassette recorder.

Over the last decade, there has been a growing demand for digital content. In set-top boxes such as Digital Satellite System (DSS™) boxes by Sony Corporation of Tokyo, Japan, content is received in a digital format and is converted into an analog format prior to display or playback. This analog content possesses the same inherent protective nature as described above. Prior to conversion to an analog format, the digital content may be encrypted.

Recently, original equipment manufacturers (OEMs) are providing open, re-programmable digital platforms as part of the electronic system. For example, set-top

- 2 -

computers (e.g., WEB TV™) are currently being sold in the market to receive content such as Internet Protocol (IP) commands, download image(s), audio and the like. Unfortunately, these digital platforms render both hardware and software, including security applications, observable and modifiable by an unauthorized user or a malicious program. This threat has greatly impeded the expansion of digital content distribution because there is no mechanism to protect content providers from unauthorized copying and distribution of their digital content.

In an attempt to mitigate unauthorized copying of digital content, certain electronic systems now are implemented with a receiver having a removable smart card that controls the flow of content. A "smart card" is a form factor similar to a credit card, but includes an integrated circuit (IC) instead of a magnetic strip. The IC provides one or more parameters used for identification and possibly for decryption of digital content provided from a remote transmission source. As a result, smart cards provide a conditional access mechanism to substantially mitigate illicit access to digital content due to their replaceable nature.

To protect the digital content, it may be appropriate to redistribute replacement smart cards to subscribers of the electronic system if one of two conditions occurs; namely, (i) a predetermined time period has elapsed; or (ii) the global cryptographic key used by every electronic system has been uncovered. However, this redistribution of smart cards poses a number of disadvantages. For example, one disadvantage is that continued supply of replacement smart cards is costly to both content providers and subscribers. Another disadvantage is that this technique is subject to increased distribution costs as the number of attempts to circumvent electronic systems increase and as the number of subscribers increases each year. Yet another disadvantage is that many subscribers may experience a loss of services upon failing to receive replacement smart cards in a timely manner.

Therefore, it would be desirable to create an electronic system operating in accordance with conditional access without the disadvantages described above.

- 3 -

SUMMARY OF THE INVENTION

In one embodiment, the present invention relates to a system comprising an interface unit connected to a programmable unit. The interface unit is capable of containing a time-sensitive key. The programmable unit receives digital content from the interface unit upon establishing that the time-sensitive key is also contained therein.

BRIEF DESCRIPTION OF THE DRAWINGS

The features and advantages of the present invention will become apparent from the following detailed description of the present invention in which:

Figure 1 is an illustrative block diagram of a first embodiment of an electronic system utilizing the present invention.

Figure 2 is an illustrative embodiment of the interface unit of the electronic system of Figure 1.

Figure 3 is an illustrative embodiment of the programmable unit of the electronic system of Figure 1.

Figure 4 is an illustrative embodiment of a technique utilized by tamper resistant software loaded at least in the programmable unit of Figure 1 to protect sensitive information.

Figure 5 is an illustrative embodiment of another technique utilized by tamper resistant software to increase the difficulty in ascertaining the contents of sensitive information loaded in the tamper resistant software.

Figure 6A is a first embodiment of a key loading procedure for the time-sensitive key (TSK).

Figure 6B is a second embodiment of a key loading procedure for the time-sensitive key (TSK).

Figure 7A is an illustrative embodiment of a technique of applying counter measures by the programmable unit to detect illicit software modifications.

Figure 7B is an illustrative embodiment of a technique of protecting the integrity of a communication link between the interface unit and the programmable unit.

Figure 7C is an illustrative embodiment of an authentication scheme is based on an established zero-knowledge protocol to authenticate the programmable unit.

- 5 -

Figure 8A is an illustrative block diagram of a second embodiment of the electronic system utilizing the present invention to receive information from an external source.

Figure 8B is an illustrative block diagram of the second embodiment of the electronic system utilizing the present invention to transfer information to an external source.

Figure 9 is an illustrative block diagram of a third embodiment of the electronic system utilizing the present invention.

DESCRIPTION OF THE PREFERRED EMBODIMENT

The present invention relates to an electronic system and method for preventing an open, re-programmable digital platform from accessing content, possibly received from a content provider, until one or more predetermined conditions have been satisfied. Upon satisfying these conditions, the digital platform is secure. It should be apparent that certain details are set forth in order to provide a thorough understanding of the present invention; however, to a person of ordinary skill in the art, the present invention may be practiced through many embodiments other than those illustrated. Also, well-known circuitry is not set forth in detail in order to avoid unnecessarily obscuring the present invention.

In the following description, some terminology is used to describe certain characteristics of the present invention as well as cryptographic functionality. For example, "content" is generally defined as (i) data (e.g., video and/or audio) and/or (ii) control information (e.g., Internet Protocol "IP" command, an identifier, etc.). A "communication link" is defined as one or more information-carrying mediums (e.g., electrical wire, fiber optics, cable, bus trace, etc.) or wireless communications through established techniques such as infrared (IR) and radio frequency (RF) signaling.

With respect to cryptographic functionality, a "key" is information used by a cryptographic function for encoding and/or decoding. A "cryptographic function" is a mathematical function used for encryption and decryption. Examples of cryptographic functions include (i) a symmetric key cryptographic function such as Data Encryption Standard (DES) and (ii) an asymmetric (public key) cryptographic function such as Rivest, Shamir and Adleman (RSA). The term "secure" indicates a state where it is virtually computationally infeasible for an unauthorized individual to access information in a non-encrypted format, and/or no authorized attempt to tamper with software (and perhaps hardware) has been detected.

In addition, a "digital certificate" is generally defined as any information used for authentication. Normally, this information is a public key encrypted with a private key (PRKCA) of a "certification authority," namely is any person or entity in a position of trust to guarantee or sponsor the digital certificate (e.g., a bank,

- 7 -

governmental entity, trade association, original equipment manufacturer and the like). A “digital signature” is defined as a transformation, under an public-key cryptographic function, by encrypting data with a private key of the signatory. The digital signature is used to authenticate or verify the integrity of the data (i.e., to ensure that the data has not been illicitly modified after being digitally signed). The data may be provided in its entirety, or as a hash value produced by a one-way hash function. The “one-way hash function” is a function, mathematical or otherwise, that takes content of a variable-length and converts it into a fixed-length. The term “one-way” indicates that there does not readily exist an inverse function to convert the fixed-length result back to the variable-length content.

First Embodiment of the Electronic System

Referring to Figure 1, a first illustrative embodiment of an electronic system 100 is shown. In this embodiment, electronic system 100 includes an interface unit 110 and a programmable unit 120, both of which are periodically loaded with a time-sensitive key (TSK) 130. This periodicity in updating TSK 130 is a design choice and may range, for example, from a monthly or daily key updates to more frequent key updates such as every fraction of a second. Of course, the selected periodicity may vary over time or may be uniform in the alternative.

In one embodiment, TSK 130 may be featured as a number used for encryption and/or decryption. In another embodiment, TSK 130 may be implemented as a renewable series of instructions. These instructions may be an executable program forming a displayable object such as a periodically loaded electronic program guide.

The series of instructions may provide both decoding and/or encoding information to provide the functionality of a key as well as revocation information. The “revocation information” may include one or more digital certificates that are used to identify, via comparison with preloaded digital certificates (see Figure 4), certain programmable units precluded from further using TSK 130 for various reasons (e.g., payment delinquency, misappropriation of that digital certificate, etc.). This revocation information may be placed in a selected location in TSK 130 (e.g., in the

- 8 -

most significant bits, least significant bits, etc.). However, to avoid its removal during transmission, revocation information may be combined with the decoding and/or encoding information through bitwise alteration, through an Exclusive-Or (XOR) operation, or through placement in error correction code.

In general, the purpose of TSK 130 is to ensure that content in a digital format (referred to as "digital content"), received by interface unit 110, is sent to programmable unit 120 only when programmable unit 120 is secure. This may be accomplished by performing a number of pre-transfer operations before transmitting the digital content to programmable unit 120. Examples of these operations include, but are not limited or restricted to (i) checking whether an authentication program preloaded in programmable unit 120 has been modified without authorization; (ii) verifying that a communication link 140 between interface unit 110 and programmable unit 120 is secure; and (iii) authenticating the programmable unit 120. A more detailed description of these operations is presented below.

As further shown, an input unit (e.g., antenna or modem) 150 receives an incoming digital bit stream 160 from a transmission source (not shown) such as an orbiting satellite, a cable company, a network, a television broadcast company and the like. The input unit 150 may be constructed separate from interface unit 110 (as shown) or possibly implemented within interface unit 110. Normally, digital bit stream 160 features a number of communication channels, each channel usually transmitting different digital content. The digital content is placed in a predetermined data packet structure and possibly encrypted under either a symmetric key cryptographic function, or perhaps, a public-key cryptographic function.

Interface unit 110 and programmable unit 120 are shown as separate hardware equipment interconnected by communication link 140. Communication link 140 may support either parallel transmissions or serial transmissions over a Universal Serial Bus (USB), a high performance serial bus and the like. It is contemplated, however, that both interface unit 110 and programmable unit 120 may be incorporated as portions of a single peripheral such as a stand-alone digital versatile disc (DVD) player for example.

- 9 -

Referring now to Figure 2, one embodiment of interface unit 110 in accordance with Figure 1 is illustrated. As shown, interface unit 110 is implemented as a broadband receiver capable of receiving and performing operations on a digital bit stream in order to select the transmission channel having a desired digital content. This broadband receiver 110 including a casing 111 which is made of a hardened material (e.g., plastic or a metal alloy). Casing 111 is designed to include one or more input/output (I/O) ports.

For example, a first I/O port 112 allows an incoming digital bit stream, including digital content and possibly a time-sensitive key (TSK), to be routed from input unit 150 to internal circuitry of interface unit 110. A second I/O port 113 allows information to be loaded into or downloaded from a removable peripheral 115 such as a smart card. For example, removable peripheral 115 may provide an identifier, typically a unique assigned number, in order to indicate what digital content of incoming digital bit stream 160 is accessible by interface unit 110. Alternatively, removable peripheral 115 may provide a shared number used for generating a key needed to decrypt the digital content or for providing the key itself. A third I/O port 114 provides an encrypted output to programmable unit 120.

The internal circuitry of interface unit 110 includes front-end circuitry 200 and a first controller 250. As shown, front-end circuitry 200 includes, but is not limited or restricted to, amplification circuitry (AMD) 210, tuner 220, demodulator (DEMOMOD) 230 and parse circuitry 240. The amplification circuitry 210 is used to amplify any relatively weak signals received at input unit 150. The tuner 220 allows a subscriber to "tune" to a desired frequency channel authorized by removable peripheral 115 while demodulator 230 decrypts the digital bit stream to uncover the digital content associated with the desired frequency. These circuits are controlled via communication link 260 by first controller 250 which may be a microprocessor, a microcontroller or a state machine.

Also controlled by first controller 250, parse circuitry 240 receives the decrypted digital content from demodulator 230 and separates the decrypted digital content based on different characteristics (video, audio, control, etc.). This allows

- 10 -

TSK to be extracted from the digital content and stored in interface unit 110. TSK may be stored in an encrypted or non-encrypted format, in tamper resistant software loaded in internal memory 280, or perhaps in removable peripheral unit 115 as optionally shown by dashed lines 270. Moreover, the digital content (e.g., video and/or audio) may be decrypted and re-encrypted with a key recognized by programmable unit 120. Such decryption and encryption may be performed by software executed by first controller 250 or cipher hardware units 290 and 295 (as shown). Alternatively, the digital content may be passed through interface unit 110 in its encrypted format as optionally represented by dashed lines 271.

Referring now to Figure 3, one embodiment of programmable unit 120 is illustrated. Programmable unit 120 is an open, re-programmable digital platform such as a computer (e.g., personal computer, set-top computer, laptop, hand-held, server, etc.) or any output unit having display, record or playback functionality (e.g., digital television, a digital video cassette recorder, or a digital versatile disk "DVD" player). In general, programmable unit 120 includes a second controller 300 and one or more memory banks 310₁-310_n ("n" is a positive whole number).

In this embodiment, these memory bank(s) 310₁-310_n are non-volatile (NV) memories capable of containing security-related executable programs, TSK 130, a preloaded digital certificate 340 and a digital signature 350. The "security-related executable programs" may include (i) an executable authentication program 330 to authenticate programmable unit 120 and/or interface unit 110 of Figure 1 before the digital content is loaded, and (ii) an executable decryption/decode player program which transforms digital content into an acceptable format for viewing (e.g., a Motion Pictures Expert Group "MPEG" standard such as MPEG2) or for listening. As shown, authentication program 330 is tamper resistant and combined with TSK 130 as described in Figure 4. Digital certificate 340 is used to identify programmable unit 120 and typically includes at least a public key (PUKPU) assigned to programmable unit 120 and encrypted with the private key (PRKCA) of a certification authority such as an original equipment manufacturer (OEM). Digital signature 350 is used for checking against software threats and normally includes a hash value of the authentication program encrypted with a private key of programmable unit 120.

Tamper Resistant Software

Referring now to Figure 4, a block diagram illustrating a technique to ensure that TSK 130 of Figure 3 and a security-related executable program (e.g., authentication program) 330 are tamper resistant. Tamper resistance is accomplished through distribution in space as well as in time. For example, the TSK is partitioned into subparts 410₁-410_m ("m" is a positive whole number) and authentication program 330 is partitioned into a number of subprograms 420₁-420_m that operate with subparts 410₁-410_m; for this illustrated embodiment, one subpart 410₁-410_m is assigned to each corresponding subprogram 420₁-420_m, respectively. Subprograms 420₁-420_m are then executed over a period of time. As a result, the complete TSK cannot be observed or modified in any single point in space nor in any single point in time.

It is contemplated that these subprograms 420₁-420_m may be further interleaved with unrelated tasks in order to further obscure the true nature of the tasks being performed by subprograms 420₁-420_m.

Figure 5 illustrates an optional aspect of the tamper resistant software loaded in programmable unit 120 of Figure 1. In accordance with this aspect, the electronic system may be made tamper resistant by making its security-related executable programs (e.g., authentication program 500₁ and decryption/decode player program 500₂) tamper resistant as described above. Furthermore, security of the electronic system may be further strengthened by providing a system integrity verification program (SIVP) 510 having a number of integrity verification kernels (IVKs), namely a first IVK (IVK1) 520 and a second IVK (IVK2) 530 in this embodiment.

IVK1 520 has a published external interface for other tamper resistant security sensitive functions (SSFs) 540₁ and 540₂ of the security-related executable programs 500₁ and 500₂ to call. Both IVKs are made tamper resistant in accordance with the partitioning and perhaps obfuscation aspects of the present invention described earlier. Together, the (i) tamper resistant SSFs 540₁ and 540₂ and (ii) IVKs 520 and 530 provide an interlocking trust mechanism.

- 12 -

In accordance with the interlocking trust mechanism, for the illustrated embodiment, tamper resistant SSF1 540₁ and SSF2 540₂ are responsible for the integrity of security-related executable programs 500₁ and 500₂, respectively. IVK1 520 and IVK2 530 are responsible for the integrity of SIVP 510. Upon verifying the integrity of security-related executable programs 500₁ or 500₂, SSF1 540₁ or SSF2 540₂ will call IVK1 520. In response, IVK1 520 will verify the integrity of SIVP 510. Upon successfully doing so, IVK1 520 calls IVK2 530, which in response, will also verify the integrity of SIVP 510. The “integrity” of these applications and programs may be checked through standard cryptographic measures (e.g., a zero-knowledge protocol as described below) in which the executable programs is hashed and compared with a prior hash value of that program.

Thus, in order to tamper with security-related executable programs 500₁, SSF1 540₁, IVK1 520 and IVK2 530 must be tampered with at the same time. However, because IVK1 520 and IVK2 530 are also used by SSF2 540₂ and any other SSFs on the system, it would be necessary to tamper with all other SSFs at the same time to circumvent the interlocking trust mechanism.

Embodiments of Time-Sensitive Key Loading Procedures

The TSK may be loaded into the interface unit and the programmable unit in accordance with a number of procedures. For example, as shown in Figure 6A, TSK may be loaded directly into the interface unit outside the digital bit stream band (S600). TSK may be transferred to the programmable unit in a secure manner after establishing a session key (SESS) between the interface unit and the programmable unit (S605). SESS may be established using a well-known zero-knowledge authentication procedure described in Figure 7C.

However, before transmission of TSK but normally after a secure communication link between the programmable unit and the interface unit has been established, an optional operation is performed to determine if the programmable unit has been decertified. This determination is based on the revocation information contained in the incoming digital bit stream or a previously transmitted digital bit

- 13 -

stream (S610). If the programmable unit has been decertified, TSK is prevented from being loaded into the programmable unit. Otherwise, TSK may be encrypted with SESS and transmitted to the programmable unit (S615 and S620).

TSK may be stored at programmable unit 120 in tamper resistant software as described above (S625). Likewise, TSK may be stored at interface unit 110 of Figure 1 in an encrypted format or in a non-encrypted format. It is contemplated, however, that TSK may be initially loaded into programmable unit 120 and subsequently transferred to interface unit 110 after checking for revocation and, if necessary, establishing a secure communication link between units.

Another procedure is to load the TSK through a digital transmission from a transmission source as shown in Figure 6B. TSK is contained in a predetermined communication channel of the digital bit stream (S650). The interface unit retrieves TSK, and possibly decrypts before storage therein such as within internal memory or within the removable peripheral as described in Figure 2 (S655, S660 and S665). Next, the interface unit may transmit a message to the programmable unit requesting the digital certificate associated with the programmable unit (S670). Upon receipt of the digital certificate, a public key of programmable unit (PUKPU) is obtained (S675). Thereafter, TSK may be encrypted with PUKPU and transmitted to the programmable unit for decryption and loading of TSK into its tamper resistant software (S680 and S685). Alternatively, although not shown, a session key may be negotiated and TSK encrypted with the session key before transmission to programmable unit 120.

Embodiments of Pre-Transfer Operations

When the TSK is contained in the interface unit and programmable unit but prior to digital content is transferred therebetween, a number of conditions need to be satisfied. A first condition is for the programmable unit to apply counter measures to detect well-known software tricks typically used to gain access to the TSK. For example, as shown in Figure 7A, one counter measure may involve ensuring that the integrity of information critical to the secure operations of the programmable unit

- 14 -

(e.g., authentication program) has not been compromised. This may be performed by using one or more digital signatures.

For example, during manufacture (time 1) of the programmable unit, the authentication program 700 may be input into a one-way hash function 705 to produce a hash value 710. This hash value 710 would be digitally signed by a private key (PRKPU) 715 associated with the programmable unit to produce digital signature 350 also shown in Figure 3. Prior to periodically executing the authentication program 700 (e.g., during power-up), at run-time (time 2), the one-way hash function 705 is used by the programmable unit to produce resultant data 720. The resultant data 720 is subsequently compared with the hash value 710 associated with digital signature 350 obtained for decrypting digital signature 350 with the public key (PUKPU) 725. If there is a match, authentication program 700 has not been tampered. If there is a discrepancy, authentication program 700 has been tampered. This causes the interface unit to prevent digital content from being transmitted into the programmable unit.

With respect to protecting integrity of communication link 140, as shown in Figure 7B, a session key (SESS) can be negotiated between control circuitry of both the interface unit (e.g., first controller 250 of Figure 2) and programmable unit (e.g., second controller 300 of Figure 3). Such negotiation may involve the programmable unit transmitting the pre-loaded digital certificate 340 of Figure 3 to the interface unit. The digital certificate 340 may include a public key associated with the second controller (PUKPU) 725 of the programmable unit. The digital certificate 340 is decrypted by the interface unit using a well-known public key (PUKCA) 730 associated with a certification authority (e.g., OEM public key). Once PUKPU 725 is obtained, the interface unit may generate a session key (SESS) 735 and encrypt SESS 735 with PUKPU to produce an encrypted session key "E(SESS)PUKPU" 740 before transmission to the programmable unit. The programmable unit is able to retrieve SESS by decrypting E(SESS)PUKPU 740 using its private key (PRKPU) 715. This session key may be stored in tamper resistant software to avoid being compromised.

- 15 -

There are a wide array of schemes that can be used to authenticate programmable unit 120. One well-known authentication scheme is based on an established zero-knowledge protocol as generally shown in Figure 7C. In this embodiment, interface unit 110 transmits a message 750 to the programmable unit requesting a hash value of the TSK loaded within tamper-resistant software. In response, programmable unit 120 performs a one-way hash function on TSK 755 to produce the hash value 760 and returns hash value 760 to interface unit 110. Then, interface unit 110 would perform a one-way hash function on its TSK 765 to produce a result 770 and compare hash value 760 with result 770. If these values compare, programmable unit 120 is capable of receiving the digital content because both units possess identical TSKs. If these values differ, the digital content is prevented from being loaded into programmable unit 120.

Second Embodiment of the Electronic System

Referring to Figures 8A and 8B, illustrative embodiments of an electronic system 800 is shown. As shown in Figure 8A, electronic system 800 includes an programmable unit 810 and a plurality of interface units 820₁-820_k ("k" is a positive whole number). This electronic system 800 differs from electronic system 100 of Figure 1. One distinction is that programmable unit 810 is capable of supporting communications from multiple interface unit 820₁-820_k. Examples of these interface units may include, but are not limited or restricted to (i) a broadband receiver 820₁, (ii) a DVD player 820₂ which receives digital content directly from the content provider, (iii) a meter 820₃ which calculates and stores the cost of digital content provided to programmable unit 810 and/or (iv) networking equipment 820_k to establish a connection to a wide area network (WAN), a local area network (LAN) or any other type of network. An example of the networking equipment may include IP telephony equipment.

The second distinction is the inclusion of authentication specific hardware (ASH) devices 830₁-830_k such as dongles. Each ASH device 830₁-830_k is attached to a communication port of a corresponding interface unit 820₁-820_k and is assigned a

- 16 -

predetermined identification value. As a result, interface units 820₁-820_k and their corresponding ASH devices 830₁-830_k are able to regulate the flow of digital content into programmable unit 810 by preventing digital content from being downloaded if it is not associated with the selected identification value.

Digital content is provided to programmable unit 810 via a selected interface unit (e.g., interface unit 820₁) after various operations are successfully performed. First, programmable unit 810 internally checks whether various programs therein have been modified without authorization through hash value comparisons. Second, a secure communication link 840₁ between the selected interface unit 820₁ and programmable unit 810 is established. Third, programmable unit 810 is authenticated to ensure that an attempt is not being made to fraudulently access the digital content. These operations may be performed as described above.

With respect to Figure 8B, electronic system 800 supports bi-directional communications. In particular, programmable unit 810 of electronic system 800 is able to transmit information to a distributed communication link (e.g., phone lines, network, etc.) in response to an event. The event, for example, may include a condition where programmable unit 810 is precluded from receiving a TSK to decrypt downloaded content such as a failure to authorize payment for a requisite key to decrypt a pay-per-view video feed.

Third Embodiment of the Electronic System

Referring to Figure 9, a third illustrative embodiment of the electronic system 900 is shown. In this embodiment, electronic system 900 includes an interface unit 910 and a programmable unit 920. Interface unit 910 may be configured as a receiver with modem or wireless capability as shown of Figure 2. However, instead of connecting an authentication specific hardware (ASH) device to interface unit 910, programmable unit 920 is altered to include a hardware processing logic 930 as described below.

The hardware processing logic 930 includes at least a processor and non-volatile memory contained in a single integrated circuit package or a multi-chip

- 17 -

package. Upon downloading TSK into programmable unit 920, TSK is loaded into non-volatile memory contained in hardware processing logic 930. Thus, before transmitting digital content from interface unit 910 to programmable unit 920, programmable unit 920 may be authenticated as described in Figure 7C in which security-related executable programs are tamper-resistant but authentication being performed internally within hardware processing logic 930.

While this invention has been described with reference to illustrative embodiments, this description is not intended to be construed in a limiting sense. Various modifications of the illustrative embodiments, as well as other embodiments of the invention, which are apparent to persons skilled in the art to which the invention pertains are deemed to lie within the spirit and scope of the invention.

- 18 -
CLAIMS

What is claimed is:

1. A system comprising:
an interface unit to contain a time-sensitive key; and
a programmable unit connected to the interface unit, the programmable unit receiving digital content from the interface unit upon establishing that the time-sensitive key is also contained within the programmable unit.
2. The system of claim 1, wherein the time sensitive key is a plurality of bits forming a number in a binary format distributed in space and in time.
3. The system of claim 1, wherein the time sensitive key is a series of instructions distributed in space and executed generally sequentially in time.
4. The system of claim 1, wherein the time-sensitive key is partitioned into a plurality of subparts, each subpart assigned to a subprogram of an authentication program executed over time.
5. The system of claim 1, wherein the digital content further includes a revocation list indicative of whether the programmable unit is authorized to receive the digital content.
6. The system of claim 1, wherein the interface unit is one of a broadband receiver, a digital versatile disk player and a meter.
7. The system of claim 1, wherein the programmable unit is one of a computer, a set-top box and a digital television.
8. The system of claim 7, wherein the programmable unit includes a memory containing an executable program placed in a tamper-resistant format.

- 19 -

9. The system of claim 1, wherein the programmable unit includes a memory bank containing a program partitioned into a plurality of subroutines and each subpart of a plurality of subparts of the time-sensitive key corresponding to one of the plurality of subroutines.

10. The system of claim 9, wherein the programmable unit further includes at least one memory bank containing a digital certificate and a digital signature.

11. The system of claim 1, wherein the interface unit supports bi-directional communications with a transmission source being one of a satellite, a cable company, a network, and a television broadcast company.

12. A method for preventing unauthorized access to digital content, the method comprising the steps of:

periodically transmitting a time sensitive key between an interface unit and a programmable unit; and

performing pre-transfer operations to ensure that the programmable unit is authorized to receive the digital content.

13. The method of claim 12, wherein the time sensitive key is a series of instructions periodically updated.

14. The method of claim 13, wherein the series of instructions provides revocation information to identify at least one programmable unit precluded from further using the time-sensitive key.

15. The method of claim 12, wherein the step of performing pre-transfer operations include checking whether an authentication program loaded in the programmable unit has been modified.

- 20 -

16. The method of claim 12, wherein the step of performing pre-transfer operations include verifying that a communication link between the interface unit and the programmable unit is secure.

17. The method of claim 12, wherein the step of performing pre-transfer operations includes authenticating the programming unit.

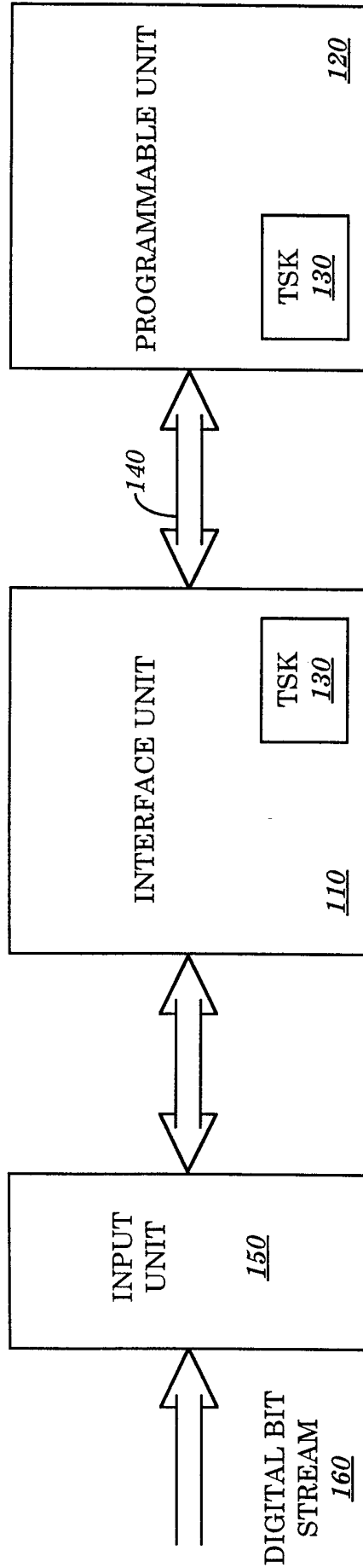
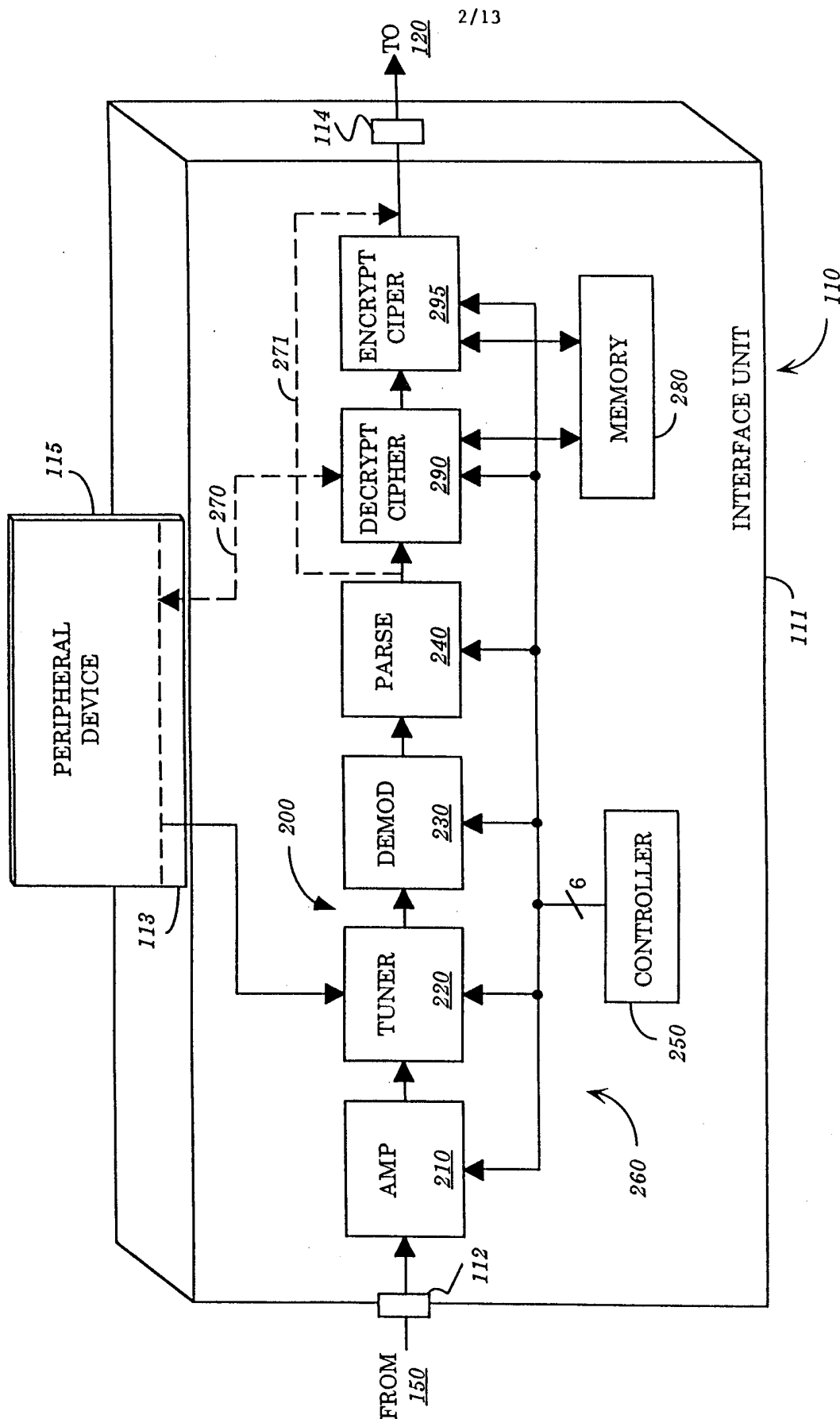


Figure 1



2/13

Figure 2

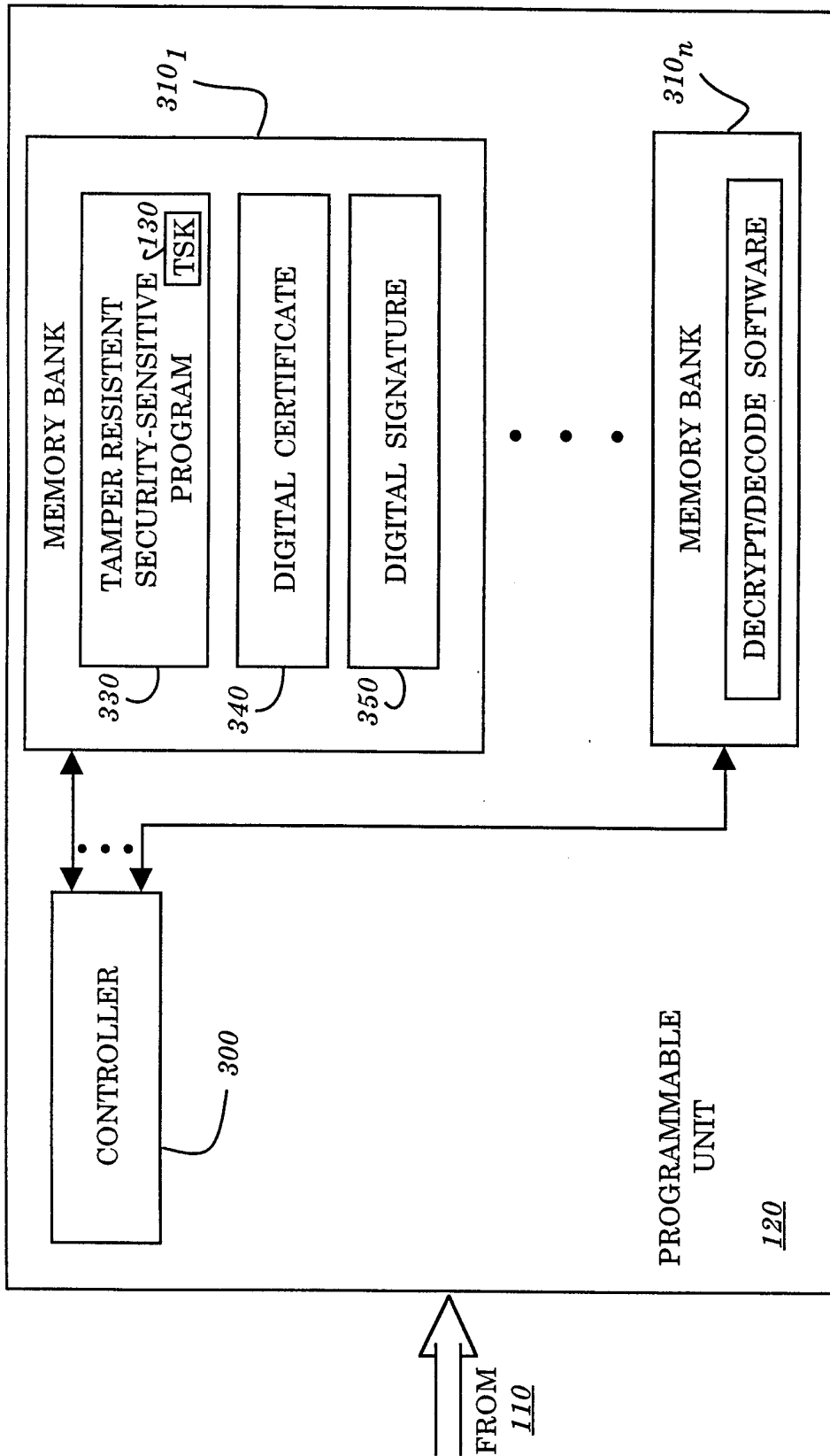


Figure 3

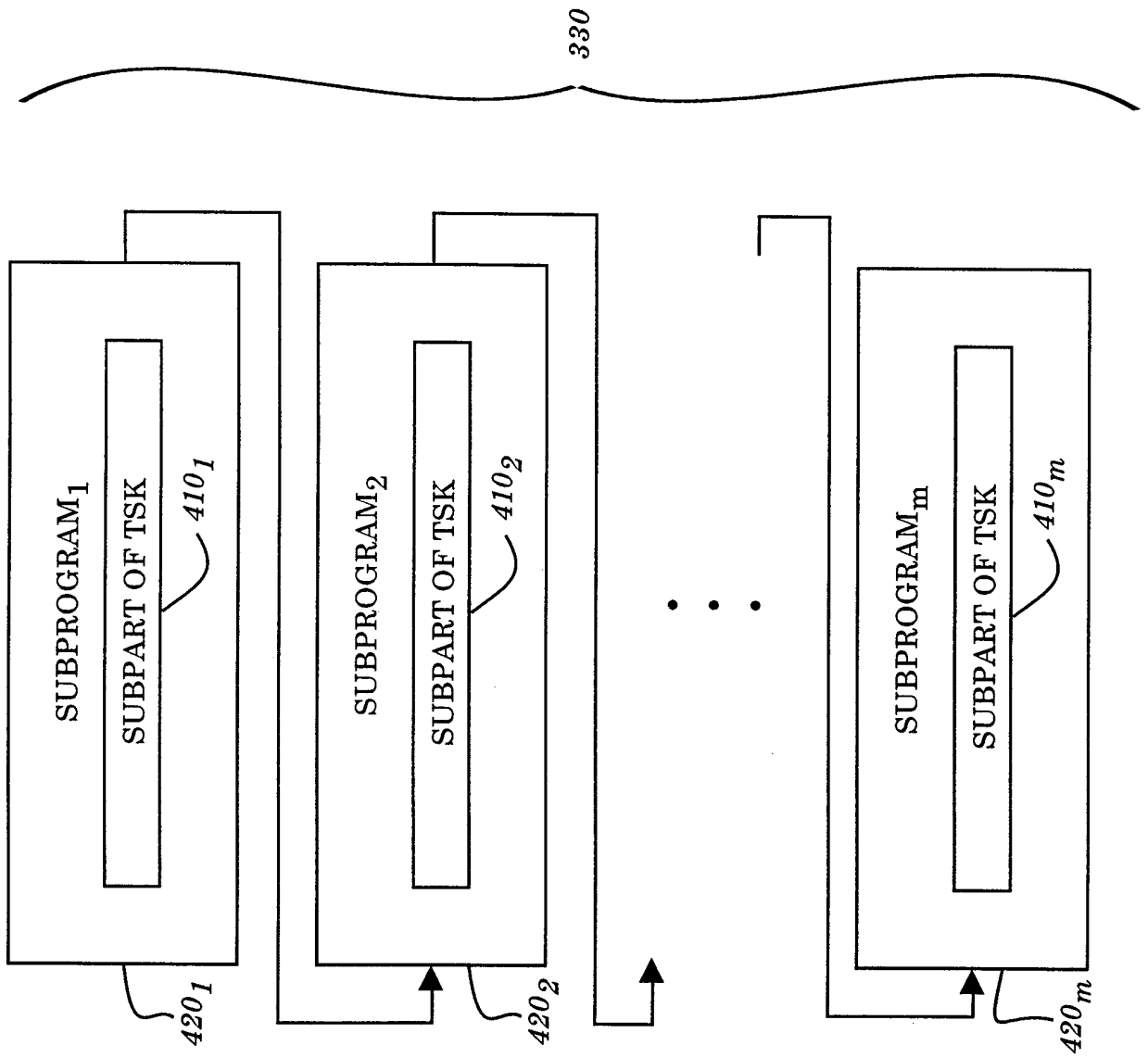


Figure 4

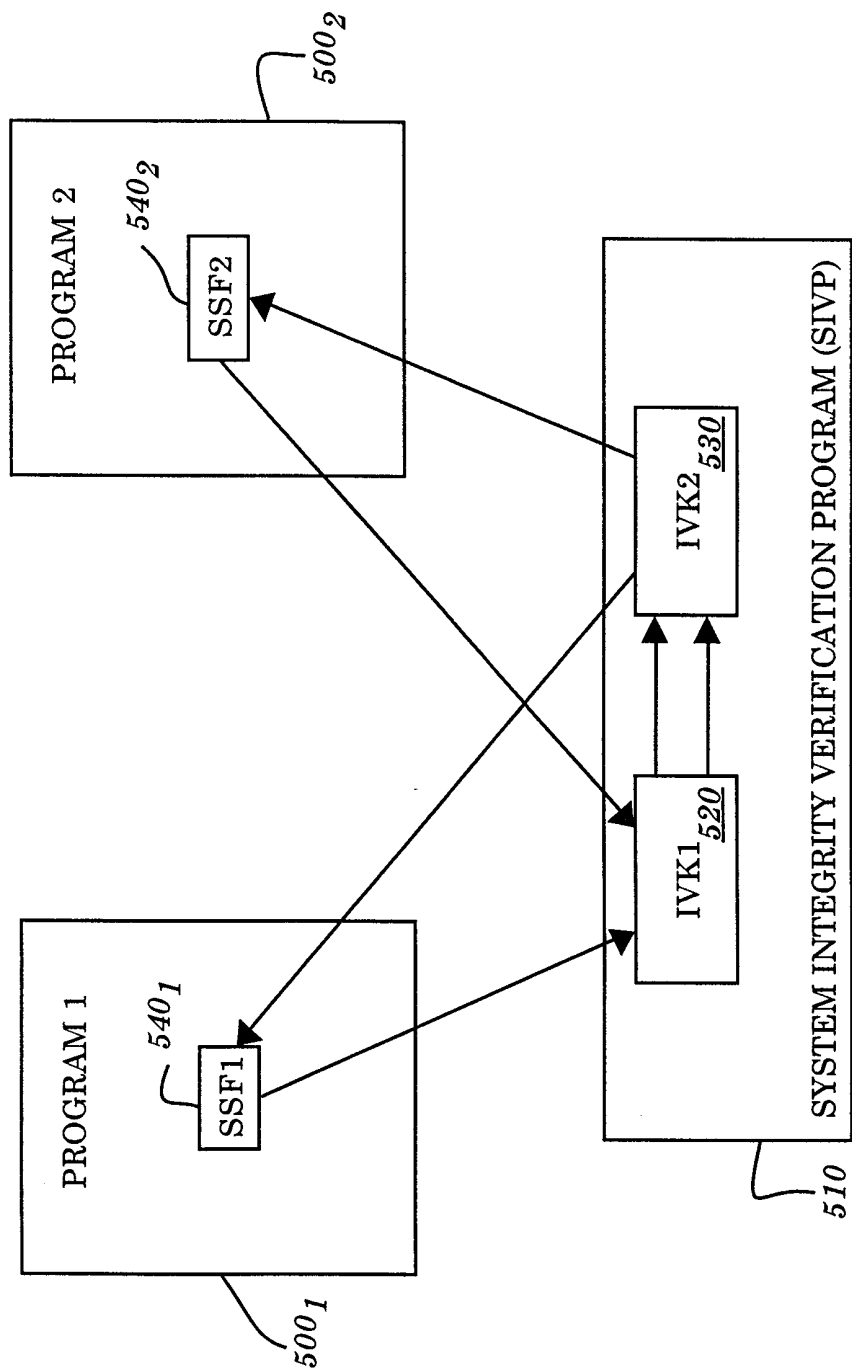


Figure 5

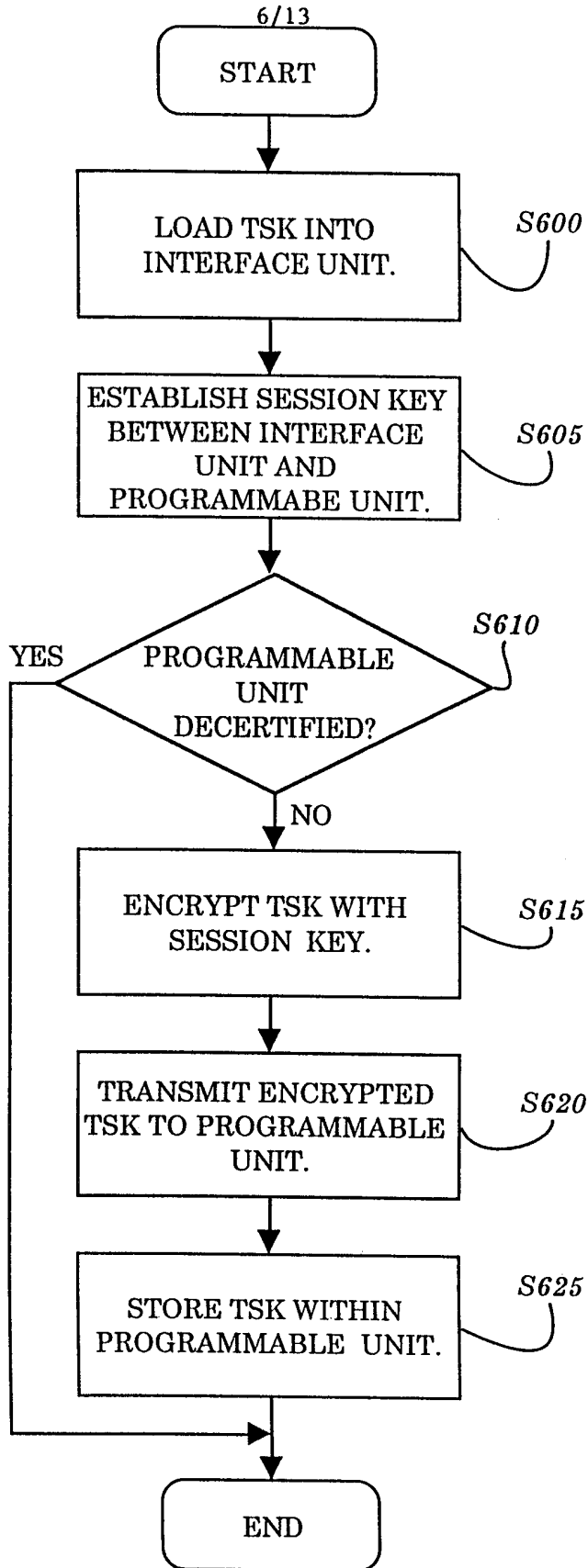


Figure 6A

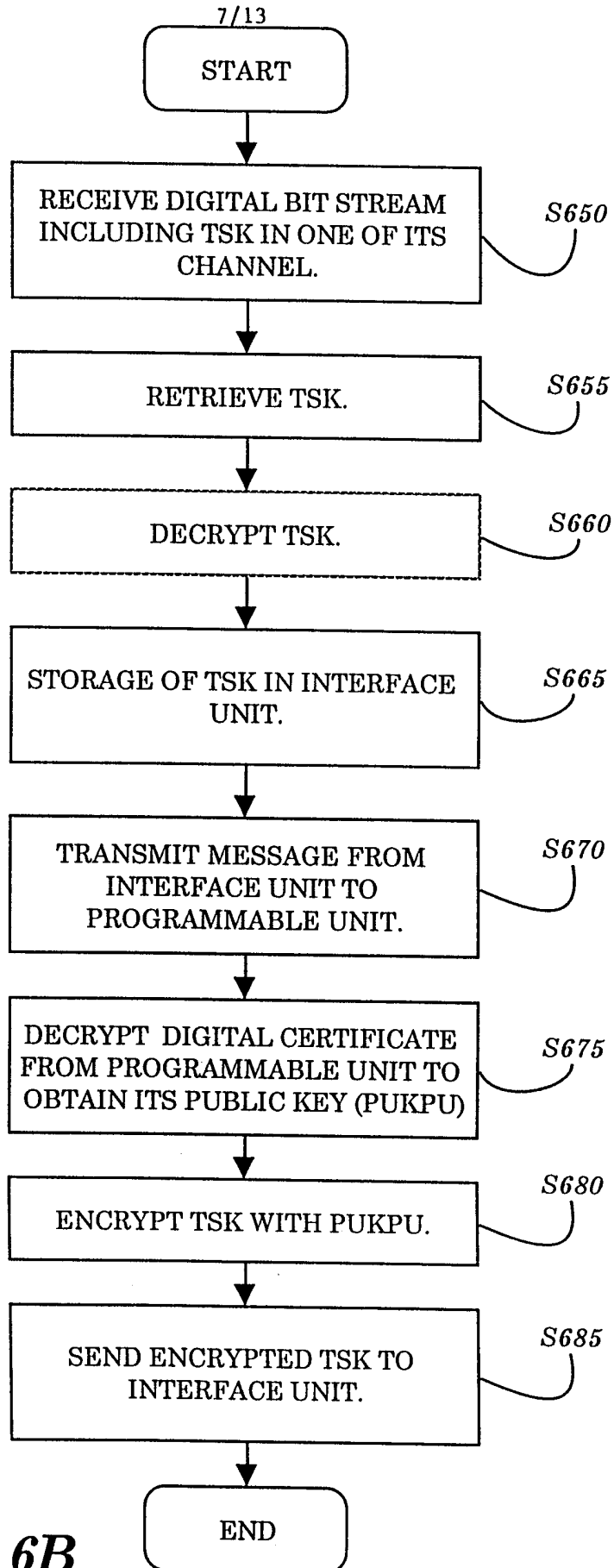


Figure 6B

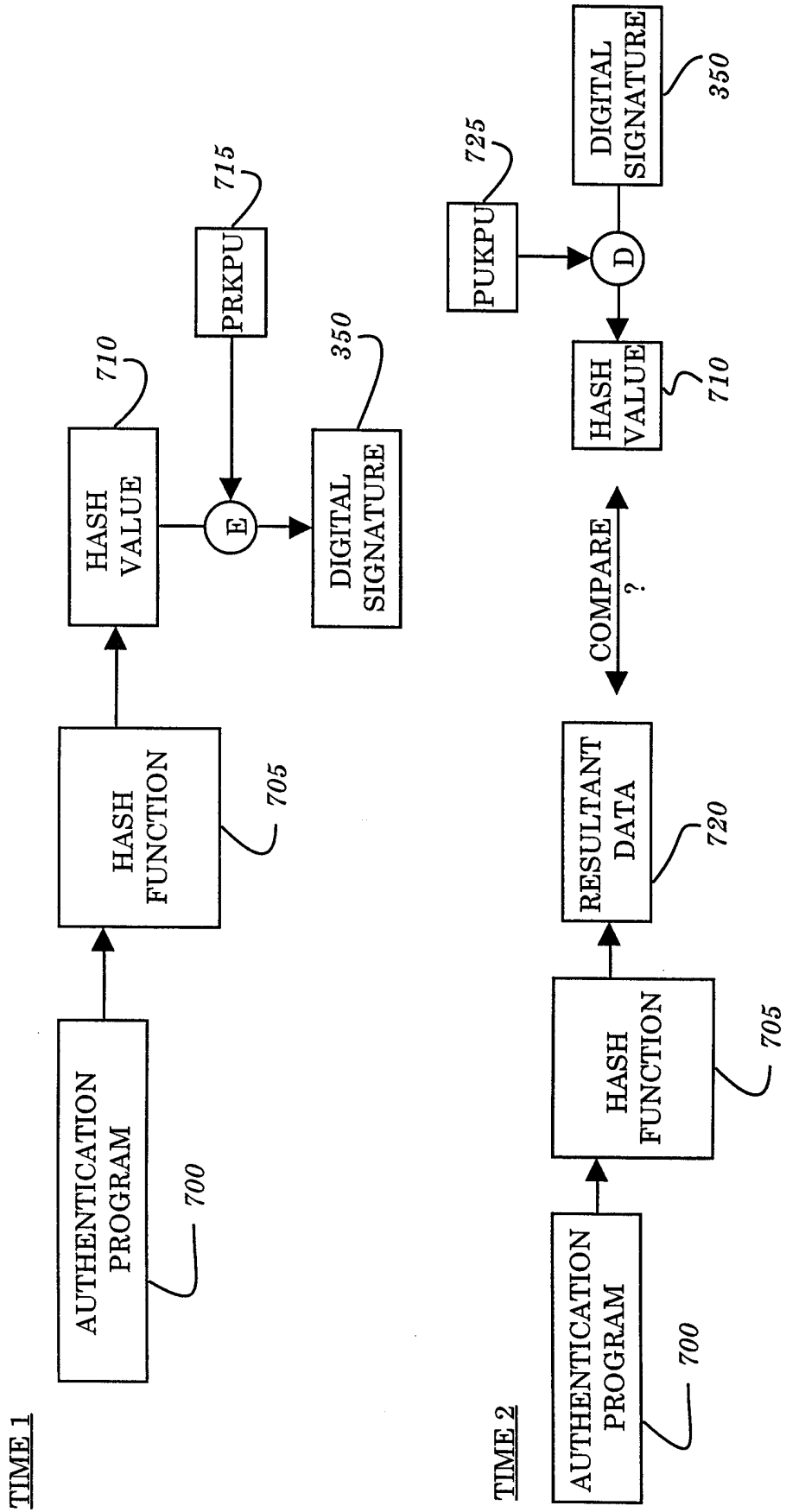


Figure 7A

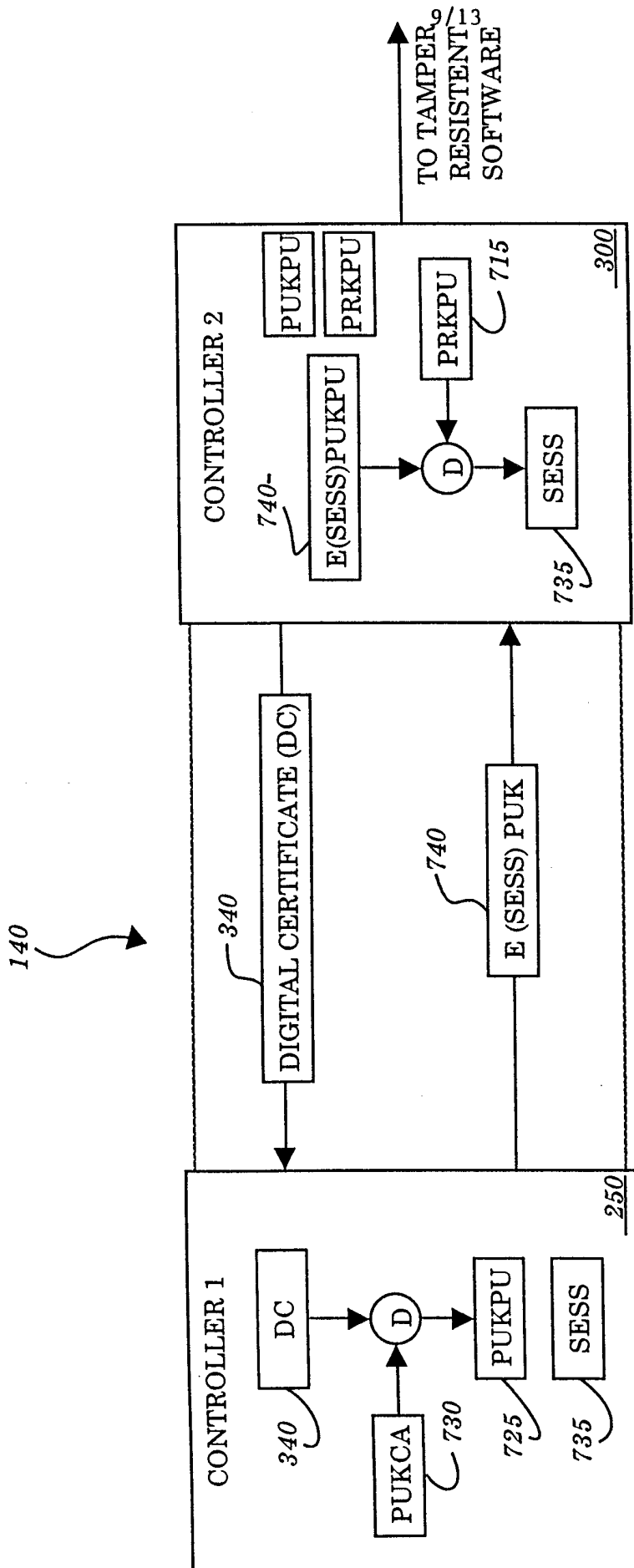


Figure 7B

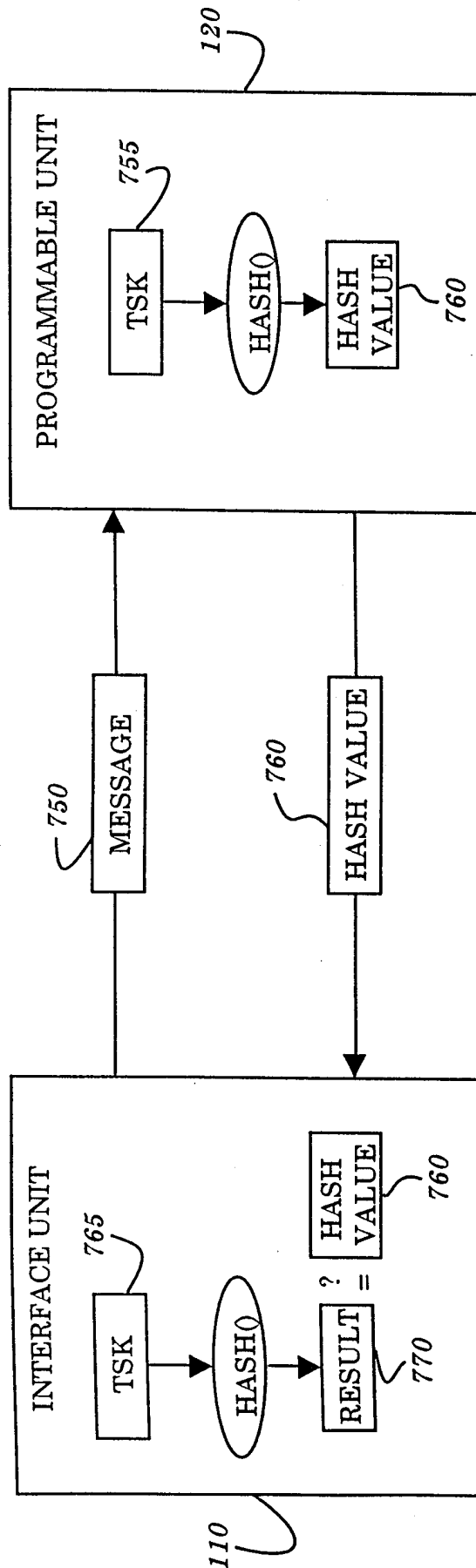


Figure 7C

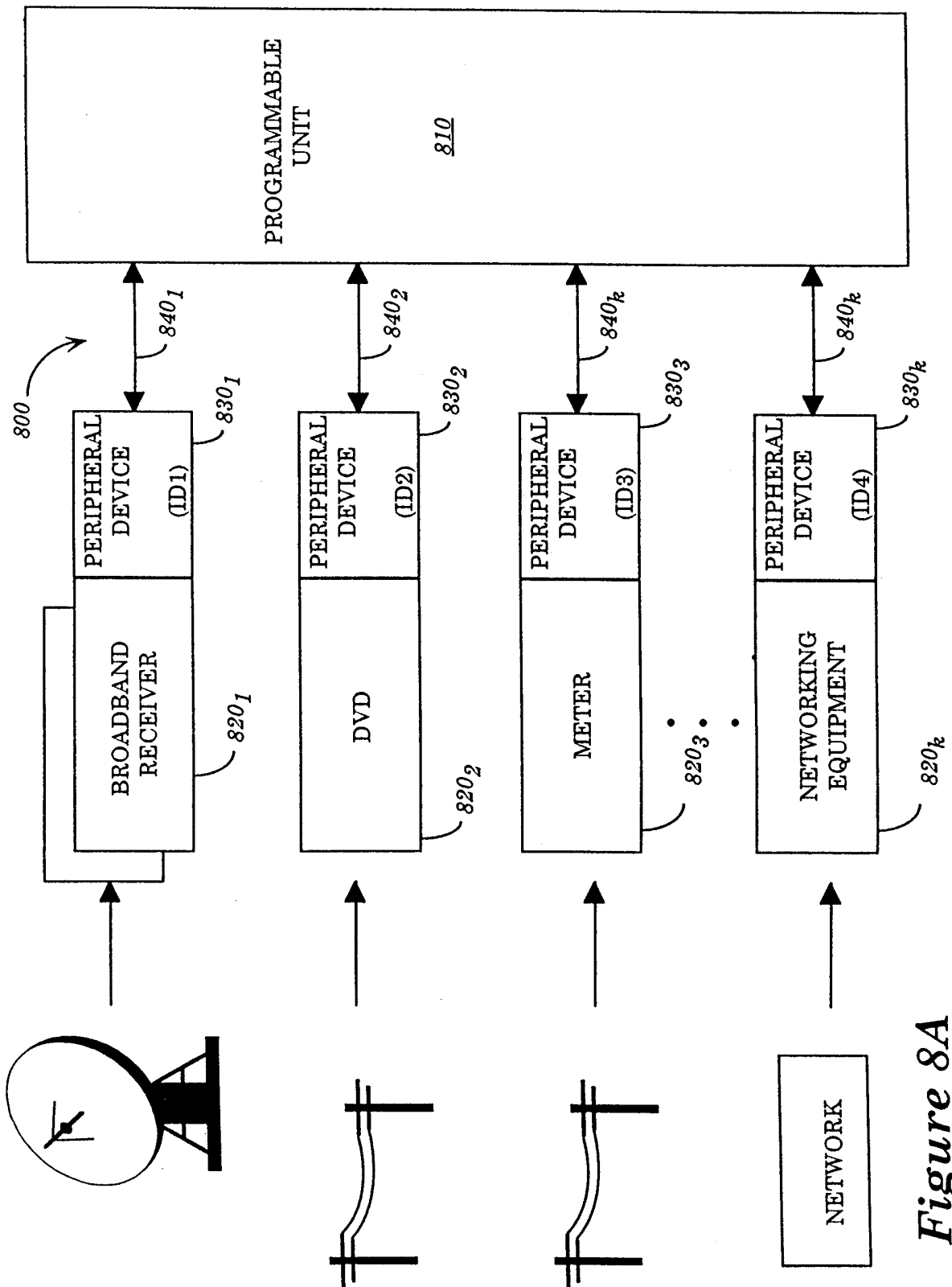


Figure 8A

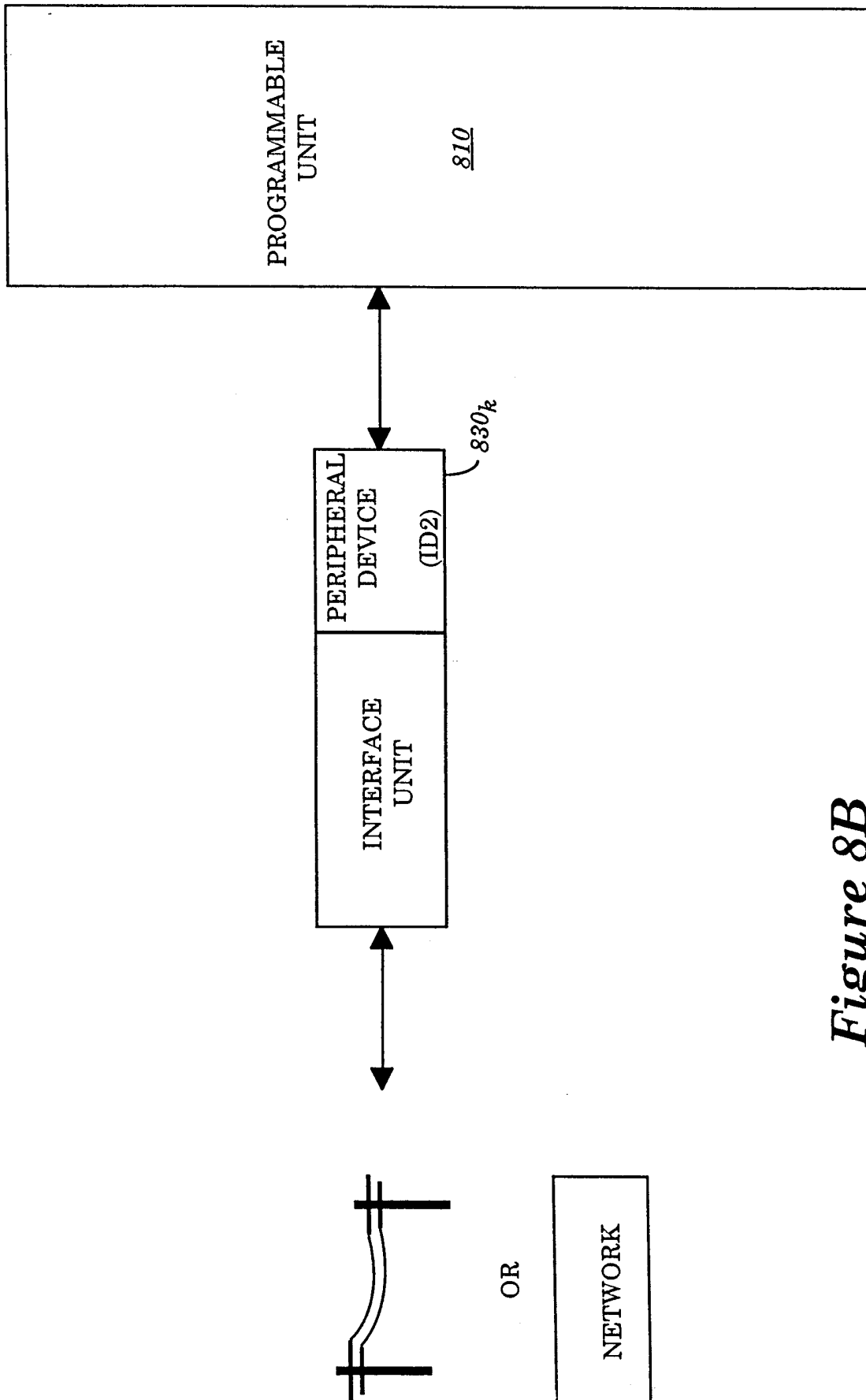


Figure 8B

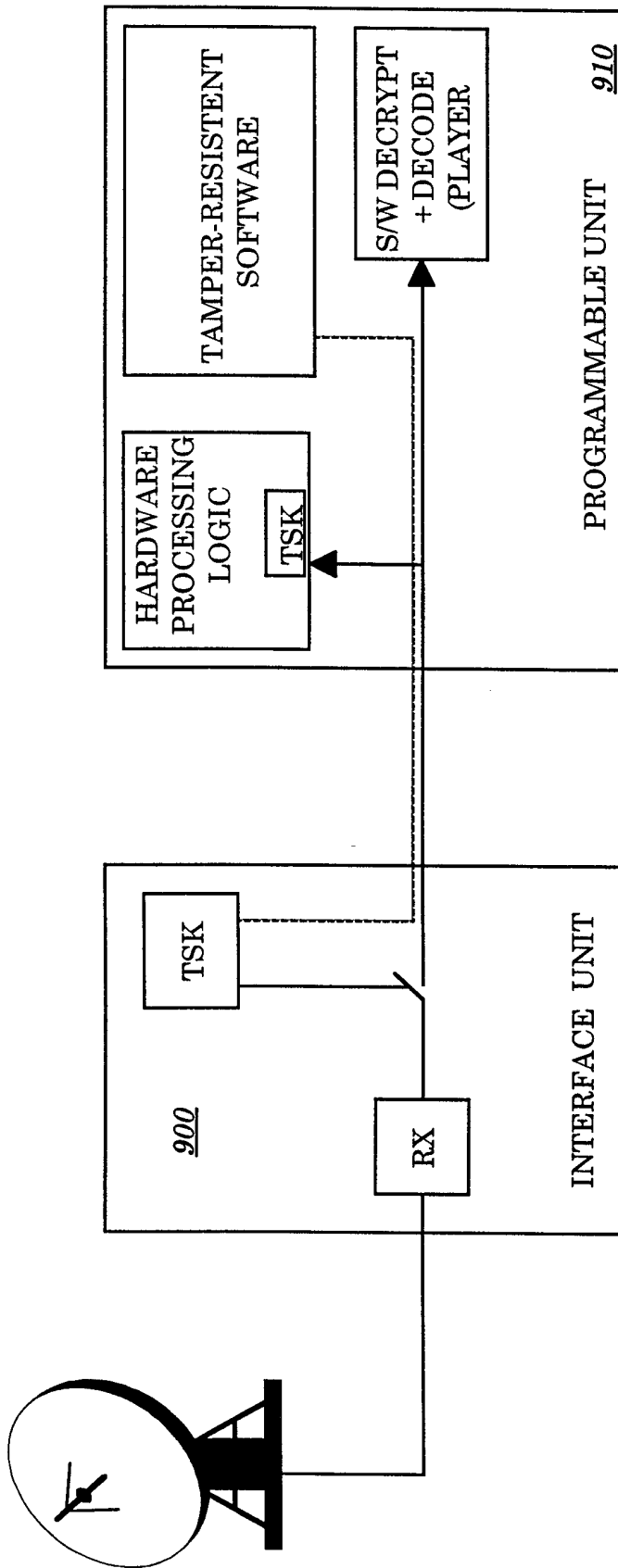


Figure 9

INTERNATIONAL SEARCH REPORT

International application No.

PCT/US99/00402

A. CLASSIFICATION OF SUBJECT MATTER

IPC(6) :H04N 7/167

US CL :348/5.5

According to International Patent Classification (IPC) or to both national classification and IPC

B. FIELDS SEARCHED

Minimum documentation searched (classification system followed by classification symbols)

U.S. : 348/5.5,10,12,13,7; 455/6.2, 6.3; 380/21,42,43,46; HO4N 7/167

Documentation searched other than minimum documentation to the extent that such documents are included in the fields searched

Electronic data base consulted during the international search (name of data base and, where practicable, search terms used)

APS

search terms: time, key?, variable, varing, dynamic, encrypt? or scrambl?

C. DOCUMENTS CONSIDERED TO BE RELEVANT

Category*	Citation of document, with indication, where appropriate, of the relevant passages	Relevant to claim No.
X	US 5,592,553 A (GUSKI et al.) 07 January 1997, see figures 1 and 3, columns 6-7	1,2,6-8 12
A,P	US 5,802,176 A (AUDEBERT) 01 September 1998, see entire document	1-17
A	US 4,800,590 A (VAUGHAN) 24 January 1989, see entire document	1-17

Further documents are listed in the continuation of Box C.

See patent family annex.

* Special categories of cited documents:	*T* later document published after the international filing date or priority date and not in conflict with the application but cited to understand the principle or theory underlying the invention
A document defining the general state of the art which is not considered to be of particular relevance	*X* document of particular relevance; the claimed invention cannot be considered novel or cannot be considered to involve an inventive step when the document is taken alone
B earlier document published on or after the international filing date	*Y* document of particular relevance; the claimed invention cannot be considered to involve an inventive step when the document is combined with one or more other such documents, such combination being obvious to a person skilled in the art
L document which may throw doubts on priority claim(s) or which is cited to establish the publication date of another citation or other special reason (as specified)	*Z* document member of the same patent family
O document referring to an oral disclosure, use, exhibition or other means	
P document published prior to the international filing date but later than the priority date claimed	

Date of the actual completion of the international search

15 FEBRUARY 1999

Date of mailing of the international search report

04 MAY 1999

Name and mailing address of the ISA/US
Commissioner of Patents and Trademarks
Box PCT
Washington, D.C. 20231

Facsimile No. (703) 305-3230

Authorized officer

CHRISTOPHER GRANT

Telephone No. (703) 305-3900

Joni Hill