

No. 897,299.

PATENTED SEPT. 1, 1908.

J. F. MOLLOY.
GARMENT SUPPORTER CLASP.
APPLICATION FILED NOV. 25, 1907.

Fig 1.

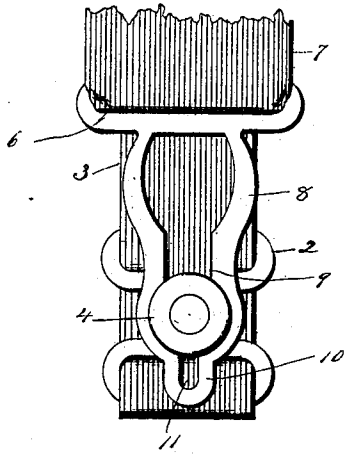


Fig 2.

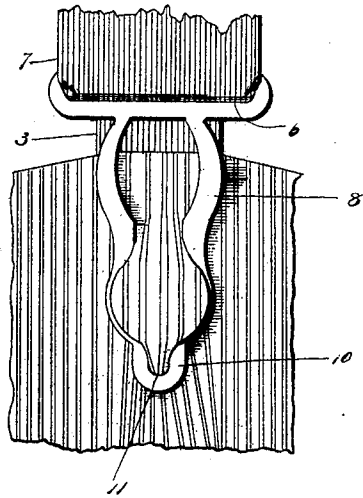


Fig 3.

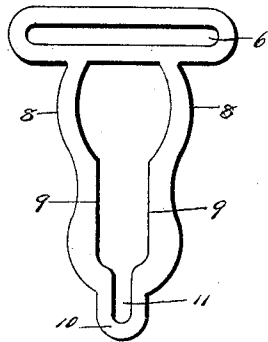


Fig 5.

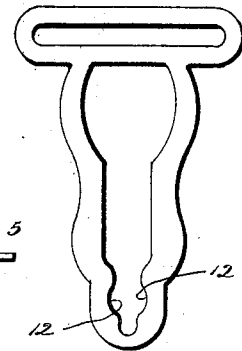


Fig 4.

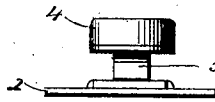
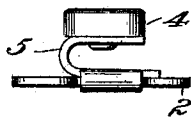


Fig 6.



Witnesses
C. J. Reed
C. L. Reed

James F. Molloy
Inventor
by Seymour & Carey
Atty.

UNITED STATES PATENT OFFICE.

JAMES F. MOLLOY, OF WEST HAVEN, CONNECTICUT.

GARMENT-SUPPORTER CLASP.

No. 897,299.

Specification of Letters Patent.

Patented Sept. 1, 1908.

Application filed November 25, 1907. Serial No. 403,703.

To all whom it may concern:

Be it known that I, JAMES F. MOLLOY, a citizen of the United States, residing at West Haven, in the county of New Haven and State of Connecticut, have invented a new and useful Improvement in Garment-Supporter Clasps; and I do hereby declare the following, when taken in connection with the accompanying drawings and the letters of reference marked thereon, to be a full, clear, and exact description of the same, and which said drawings constitute part of this specification, and represent, in—

Figure 1 a front view of a hose supporter clasp constructed in accordance with my invention, showing the loop engaged with the button member. Fig. 2 a similar view showing the device as supporting a garment. Fig. 3 a front or plan view of the loop member, detached. Fig. 4 an edge view of the button member, detached. Fig. 5 a front or plan view of a modified form of loop member, all the figures being drawn on an enlarged scale. Fig. 6 a side view of the button detached.

This invention relates to an improvement in garment supporter clasps and particularly to the type shown and described in U. S. Patent No. 804,756 granted to me November 14th, 1905. In the hose supporter shown and described in that patent the fabric is drawn by the loop member beneath the post which supported the button, the button being of flexible material and arranged above the plate to which the web was attached, and from which the post extends in a parallel plane. In the before mentioned device the fabric is drawn over the edges of the button and held thereby without contact with the post of the button.

The object of this invention is to provide for gripping the fabric in addition to the holding feature of the button and yet not bind the fabric against the post; and the invention consists in the construction hereinafter described and particularly recited in the claim.

As in my previous construction the button member comprises a plate 2 to which the web 3 is attached in the usual manner, and a flexible button 4 arranged in a plane parallel with, but above the plate with which it is connected by a curved post 5. The loop member which forms the essential part of this invention has a transverse web loop 6

through which the web 7 passes. The sides of the loop proper are bowed as at 8 to permit the loop to be passed over the head 4 of the button. Below this enlarged portion the sides 9 of the loop are straight, and parallel and are separate a distance which is less than the diameter of the head 4 and greater than the width of the post 5 and so that while the fabric is drawn over the head there is no binding of the fabric between the loop and the post. The lower end of the loop is contracted and into this contracted space 11 the fabric is gathered so that it is held to a greater or less extent at a point below and outside of the circumference of the head. Thus the fabric is held by engaging with the lower end of the loop and by being drawn over the head of the button member and without the slightest engagement or contact with the post. If desired the side walls of the space 11 at the lower end of the loop may be formed with semicircular notches 12 into which additional fabric may be drawn or gathered so as to form a mass of material which will bind between the web 3, where it is folded over the lower edge of the plate 2 and the underside of the outer end of the post 5.

I claim:—

1. In a garment supporter, the combination with the button member thereof, of a loop member adapted to set over the head of the button and having parallel sides which are separate a distance which is less than the diameter of the button and greater than the width of the post, and a contracted end, substantially as described.

2. A garment supporter, comprising a plate having web-attaching slots, a post extending parallel with and over the face of said plate, a flexible button on the outer face of said post, and a loop member adapted to set over said button and having parallel sides which are separate a distance which is less than the diameter of the button and greater than the width of the post and contracted at its lower end, substantially as described.

In testimony whereof, I have signed this specification in the presence of two subscribing witnesses.

JAS. F. MOLLOY.

Witnesses:

HATTIE B. FITCH,
CHAS. A. MENGE.