

(19) World Intellectual Property Organization  
International Bureau



(43) International Publication Date  
18 January 2001 (18.01.2001)

PCT:

(10) International Publication Number  
**WO 01/03741 A1**

(51) International Patent Classification<sup>7</sup>: A61K 47/26, 38/27

(21) International Application Number: PCT/GB00/02664

(22) International Filing Date: 11 July 2000 (11.07.2000)

(25) Filing Language: English

(26) Publication Language: English

(30) Priority Data:  
9916252.1 12 July 1999 (12.07.1999) GB  
9918902.9 12 August 1999 (12.08.1999) GB

(71) Applicant (for all designated States except US): **GRANDIS BIOTECH GMBH** [DE/DE]; Gruenstrasse 18, D-79232 March Hugstetten (DE).

(72) Inventors; and

(75) Inventors/Applicants (for US only): **SIEBOLD, Bernhard** [DE/DE]; Kandelstrasse 13, D-79286 Glottertal (DE). **STEVENS, John** [GB/CH]; 5, rue des Allobroges, CH-1227 Carouge (CH).

(74) Agent: **WILLIAMS, Richard, Andrew**; Hepworth Lawrence Bryer & Bizley, Merlin House, Falconry Court, Baker's Lane, Epping, Essex CM16 5DQ (GB).

(81) Designated States (national): AE, AG, AL, AM, AT, AU, AZ, BA, BB, BG, BR, BY, BZ, CA, CH, CN, CR, CU, CZ, DE, DK, DM, DZ, EE, ES, FI, GB, GD, GE, GH, GM, HR, HU, ID, IL, IN, IS, JP, KE, KG, KP, KR, KZ, LC, LK, LR, LS, LT, LU, LV, MA, MD, MG, MK, MN, MW, MX, MZ, NO, NZ, PL, PT, RO, RU, SD, SE, SG, SI, SK, SL, TJ, TM, TR, TT, TZ, UA, UG, US, UZ, VN, YU, ZA, ZW.

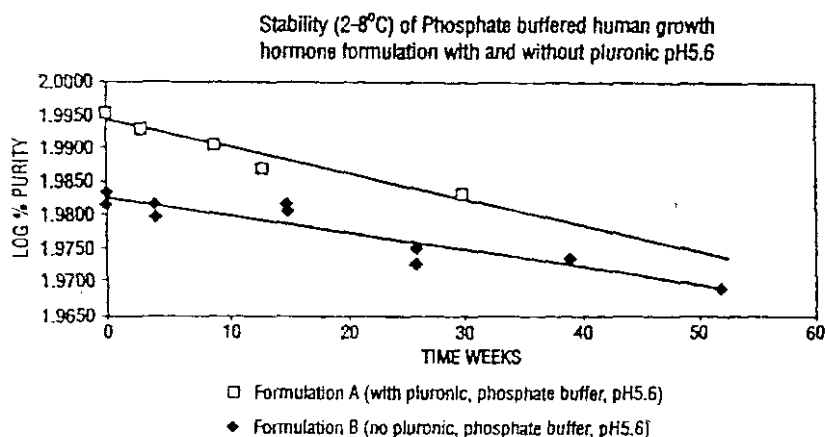
(84) Designated States (regional): ARIPO patent (GH, GM, KE, LS, MW, MZ, SD, SL, SZ, TZ, UG, ZW), Eurasian patent (AM, AZ, BY, KG, KZ, MD, RU, TJ, TM), European patent (AT, BE, CH, CY, DE, DK, ES, FI, FR, GB, GR, IE, IT, LU, MC, NL, PT, SE), OAPI patent (BF, BJ, CF, CG, CI, CM, GA, GN, GW, ML, MR, NE, SN, TD, TG).

**Published:**

- With international search report.
- Before the expiration of the time limit for amending the claims and to be republished in the event of receipt of amendments.

For two-letter codes and other abbreviations, refer to the "Guidance Notes on Codes and Abbreviations" appearing at the beginning of each regular issue of the PCT Gazette.

(54) Title: GROWTH HORMONE FORMULATIONS



(57) Abstract: Liquid growth hormone formulations are storage stable for more than six months at temperatures in the range 2-8 °C by simply formulating growth hormones in phosphate buffer with no other additives at around physiological pH. By ensuring a pH of about 6.2 or greater, growth hormone crystallisation during storage at refrigeration temperatures or above is inhibited or reduced. Low concentrations of non-ionic surfactant can help to reduce aggregation of growth hormone arising as a result of physical forces encountered during automated transfer of bulk formulation into dosage containers. Mannitol is included in order to provide an isotonic formulation. Preservatives are included to reduce bacterial contamination and thereby permit multiple dosage units which can be stored at 2-8 °C.

### GROWTH HORMONE FORMULATIONS

5 The present invention relates to liquid formulations of growth hormone (GH) suitable for administration to the human or animal body. More particularly, the invention relates to liquid formulations of human growth hormone (hGH) which are pharmaceutically more acceptable and preferable and yet can be subjected to a variety of manufacturing process steps without appreciable loss in activity or appreciable loss of stability.

10

Native hGH is a single polypeptide chain protein consisting of 191 amino acids. The protein is internally cross-linked by two disulphide bridges and in monomeric form exhibits a molecular weight of 22kDa. GH of animal species is closely homologous in amino acid sequence to that of humans and is therefore  
15 very similar in its characteristics.

20

A major biological effect of GH is to promote growth throughout a range of organs and tissues in the body. GH responsive organs or tissues include the liver, intestine, kidneys, muscles, connective tissue and the skeleton.

Hypopituitary dwarfism is a condition which is readily treated by administering GH to a subject suffering the condition. Prior to the production of large quantities of hGH by recombinant means only limited amounts of hGH could be prepared by laborious extraction of pituitary glands from human cadavers. This  
25 practice carried with it risks associated with infectious agents, eg the agent responsible for Creutzfeldt-Jakob disease (CJD), and that these agents might be passed to the patient receiving GH. The isolation of the hGH gene and the construction of transformed host cells expressing hGH in cell culture has opened up not only a more reliable, safer and more cost effective treatment of  
30 hypopituitary dwarfism, but the possibility of using hGH for treatment of other diseases and conditions as well.

A long appreciated problem with aqueous liquid formulations of pharmaceutical proteins, not just hGH, has been that of instability during storage over a period of time. hGH in aqueous solution is known to undergo a variety of degradative  
5 changes. Chemical changes such as deamidation occur and this may be related to the pH of the solution during storage. Oxidation of methionine residues may occur. There is also the possibility of a clipping of the peptide backbone occurring due to hydrolysis reactions. Also there are physical changes which  
10 may include aggregation for example resulting in the formation of insolubles.

An early suggestion of how to deal with the problems of instability noted above was freeze drying but this of course meant that the resulting lyophilised product needed reconstitution immediately or shortly prior to administration. In the  
15 circumstances of routine self-administration by a patient at home, this normally means that the patient has the task of reconstituting the lyophilised preparation into an aqueous solution. This is inconvenient for the patient and carries with it a risk of improper reconstitution due to lack of care, lack of attention to detail and instructions or simply misunderstanding.

20 US 4 968 299 (Kabi Pharmacia) describes a device for a patient to use to perform reconstitution of a lyophilised preparation thereby seeking to lessen the possibility of errors in reconstitution. Even so, the need for reconstitution itself is inconvenient for a patient and the reconstituted hGH is only stable for 3 weeks  
25 when stored at 2-8°C. Effective administration by the patient over a period of months still therefore required careful attention to detail and instructions and so there were still serious risks of non-compliance in the treatment regime.

In any event, freeze drying has the disadvantage of being a costly and time  
30 consuming manufacturing step.

Efforts to simplify self-administration for patients have therefore focused on ways of providing sufficiently stable aqueous hGH formulations in a ready to use form.

Protein instability in aqueous solution was appreciated to be a general phenomenon, not one associated particularly with hGH.

- 5 EP-A-0 131 864 (Hoechst Aktiengesellschaft) describes the prevention of aggregation in proteins of greater than 8.5 kDa in aqueous solution by using surfactants.

10 EP-A-0 211 601 (International Minerals & Chemical Corporation) although perhaps primarily concerned with sustained release formulations describes how GH can be stabilised in solution as a liquid by formulating it with non-ionic surfactants, in particular certain polyoxyethylene-polyoxypropylene block copolymers, eg PLURONIC (trade mark of BASF) or GENAPOL (trade mark of Hoechst) block copolymer.

15

WO 94/03198 (Genentech) is another disclosure following the previous teachings about using non-ionic surfactant as an hGH stabiliser in liquid formulations. The range 0.1-5% (w/v) non-ionic surfactant in the formulation is said to permit the formulation to be exposed to shear and surface stresses  
20 without causing denaturation of the GH protein. In particular, the surfactant-containing formulations are seen as being useful in pulmonary dosing and needleless jet injector guns.

25 However, surfactants are toxic substances, and their use should be avoided or at least minimised so far as is possible. This is especially so where formulations are to be administered daily or very frequently, particularly where children and chronic treatments are concerned.

A variety of other ways of stabilising aqueous hGH formulations have been proposed. WO 89/09614 (Genentech) teaches a formulation of hGH comprising  
30 glycine, mannitol and a buffer; there being an hGH:glycine molar ratio of from 1:50 to 1:200.

EP-A-0 303 746 (International Minerals and Chemical Corporation) teaches that aqueous GH may be stabilised by formulating it with a polyol, eg non-reducing sugars, sugar alcohols, sugar acids, lactose, pentaerythritol, water-soluble dextrans and Ficoll; an amino acid, eg glycine, arginine and betaine; an amino acid polymer having a charged side group of physiological pH; and finally a choline derivative, eg choline chloride, choline dihydrogen citrate or dicholine mucate. Many of the polymeric materials referred to above may carry some risk in administration to patients. Pharmaceutical regulatory requirements dictate that any unnecessary additives, particularly synthetic additives (eg pentaerythritol) must be avoided in order to reduce risks to patients. Many of the suggested stabilisers in the disclosure would not appear clinically acceptable and therefore would not enable a pharmaceutically acceptable formulation to be made.

15

WO 92/17200 (Genentech) is concerned with stabilising hGH, not just in liquid but also in lyophilised preparations. The suggestion is that stable zinc:hGH dimers are produced. The zinc:hGH dimers are made up of two zinc ions and two hGH molecules.

20

WO 93/12811 (Novo Nordisk) discloses a liquid hGH formulation in which asparagine is used as the stabilising and buffering substance.

WO 93/19776 (Kabi Pharmacia) teaches the totally unexpected finding that when an aqueous hGH product is formulated with citrate buffer then it is more stable than when it is formulated with phosphate buffer.

An object of the present invention is to provide a sufficiently stable hGH formulation instantly usable by patients without the need for any particular preparation or reconstitution procedures. Another object of the invention is to provide a formulation which can be stored at home in a domestic refrigerator for at least a few months. Yet another object of the invention is to provide a bulk

30

liquid formulation which can be dispensed and filled into cartridges for patient use without unacceptable losses in GH activity or unacceptable instability, in particular without unacceptable aggregation occurring. A still further object of the invention is to provide a sufficiently stable liquid formulation which avoids or  
5 minimizes the use of pharmaceutically unacceptable or undesirable components, in other words to provide an even more pharmaceutically acceptable formulation.

A yet further object of the invention is to provide liquid formulations which avoid  
10 the problem of crystal formation when stored in the refrigerator for long periods, e.g. up to 6 or 18 months, or if stored for periods of time outside a refrigerator, e.g. periods of several days, weeks or months.

Entirely contrary to the existing wisdom in the art, the present inventors have  
15 surprisingly discovered that it is not actually necessary to employ a variety of additional stabilising agents in solution above and beyond simply hGH and a phosphate buffer in order to achieve the aforementioned objectives. Furthermore, the present invention arises in the face of the prior art teachings about how surfactants are essential for stability of aqueous solutions of GH and  
20 also how phosphate buffered solutions fail to give good stability compared to citrate buffer.

Accordingly, in one aspect the present invention provides a liquid growth hormone formulation consisting essentially of growth hormone in phosphate  
25 buffered solution.

In a second aspect the invention provides a liquid growth hormone formulation consisting essentially of growth hormone in phosphate buffered solution and a preservative.  
30

In a third aspect the invention provides a liquid growth hormone formulation consisting essentially of growth hormone in isotonic phosphate buffered solution and a preservative.

In a fourth aspect the invention provides a liquid growth hormone formulation consisting essentially of growth hormone in isotonic phosphate buffered solution.

5

Advantageously, the aforementioned formulations lacking preservative when stored in ampoules provide a convenient way of presenting single shot dosages. For multi-shot dosages the presence of a preservative is preferable.

- 10 A hitherto unappreciated and indeed surprising advantage of all of the aforementioned formulations is that they are storage stable at refrigeration temperatures in the range 2-8°C. A variety of test procedures can be used to assess the stability of formulations over time. Representative examples of test procedures are given in Example 3 herein and also in WO 94/03198
- 15 incorporated herein by way of reference but these procedures are in no way exhaustive or comprehensive of the tests which can be employed to assess stability.

- The filling of dosage containers with growth hormone formulations lacking any
- 20 non-ionic surfactant and using commercially available filling apparatus has been found to result in unacceptable levels of aggregation of growth hormone. However, provided that the fluid pressures and shear stresses are minimised during filling procedures (whether using commercial filling apparatus or not) then surfactant levels can be minimised or dispensed with altogether. The actual
- 25 balance required to be achieved between physical filling stresses and the concentration of surfactant is a matter for routine empirical determination by one of average skill in the art.

- Depending on the levels of physical stresses or shear forces arising during filling
- 30 and where a non-ionic surfactant is needed to avoid significant aggregation then the concentrations of non-ionic surfactant may be as low as about 0.2% (w/v), usually less than 0.05% (w/v), preferably less than 0.04% (w/v), more preferably less than 0.01% (w/v), or even more preferably less than 0.001% (w/v).

Non-ionic surfactants may include a polysorbate, such as polysorbate 20 or 80, etc., and the poloxamers, such as poloxamer 184 or 188, Pluronic® polyols, and other ethylene/polypropylene block polymers.

5

Unexpectedly, the inventors have found that phosphate buffer may be used in GH formulations and it is surprisingly good at stabilising the resultant formulations, either during processing such as filling containers, or during storage.

10

An absence or use of only a very low concentration of non-ionic surfactant has also surprisingly been found not to adversely affect the stability of GH formulation stored in containers at refrigeration temperatures (in the range 2-8°C for example). Storage for at least three months and longer to at least 6 months or 12 months is possible without unduly affecting the efficacy or pharmaceutical acceptability of the GH formulations.

15

In a fifth aspect the invention provides a liquid growth hormone formulation comprising growth hormone in phosphate buffered solution, optionally further comprising a preservative.

20

In the aforementioned aspects of the invention, the phosphate buffered solution is preferably isotonic. When the buffered solution is isotonic then the isotonicity may be provided by a neutral salt, eg NaCl; or monosaccharide, eg lactose; a disaccharide eg sucrose or a sugar alcohol, eg mannitol.

25

The inventors have also found that certain compounds can be used advantageously in place of neutral salt in order to render the GH formulations isotonic.

30

Thus, in a sixth aspect the invention provides a liquid growth hormone formulation comprising growth hormone in isotonic buffered solution, optionally phosphate buffered solution, the compound conferring isotonicity being selected



from one or more of monosaccharides, eg lactose; disaccharides, eg sucrose; sugar alcohols, eg mannitol.

- 5 As to the pH, the preferred formulations fall within the range pH 5.0 to 7.0, more preferably pH 5.6 to 6.5.

Surprisingly, and for all formulations described herein, the inventors have found that the problem of crystallisation in formulations can be avoided or minimised  
10 by ensuring a pH of about 6.2 or greater.

Preferably the pH of the formulations is in the range 6.15 to 7.4, more preferably 6.2 to 6.5 to avoid or minimise crystallisation.

- 15 Therefore the invention includes liquid formulations as described herein having no detectable crystallisation on storage. The storage may be at least one month, preferably six weeks, more preferably a period in the range of about 1 month to 4 month, most preferably 3 months. The storage temperature may be about 2°C or greater, preferably about 4°C or greater, more preferably a  
20 temperature in the range from about 2°C to less than 40°C, even more preferably a temperature in the range from about 2°C to 25°C, most preferably 15°C.

The crystallisation is preferably that of growth hormone. Preferably any  
25 crystallisation in the liquid formulation is detected directly by eye, more preferably under the light microscope at 5x magnification, even more preferably under the light microscope at 10x magnification. Prior to observation under the light microscope formulations may be filtered and the presence or absence of crystals on the filter determined. When viewing under the light microscope the  
30 filter may have a pore size of about 5µm.

A particularly preferred test for crystallisation is to store the formulation for 3 months at 15°C and observe the presence or absence of crystals by eye.

As to a preservative this is preferably selected from one or more of phenol, benzyl alcohol, meta-cresol, methyl paraben, propyl paraben and benzalkonium chloride although any other preservative or antibacterial compound may be used  
5 at an appropriate concentration such that the formulation remains pharmaceutically acceptable.

In preferred embodiments the phosphate buffered solution is made up of appropriate amounts of appropriate hydrated forms of  $\text{NaH}_2\text{PO}_4$  and  $\text{Na}_2\text{HPO}_4$   
10 needed to achieve the desired concentration and pH of buffer, as will be readily recognised and known by one of average skill in the art.

In preferred embodiments the growth hormone is human.

15 In especially preferred formulations, the growth hormone exhibits less than 0.01% aggregation, preferably less than 0.1%, more preferably less than 1%, even more preferably less than 10% aggregation. The aggregation may be measured by the standard size exclusion HPLC test referred to in more detail later but any suitable method of measuring aggregation can be employed.

20

The invention also includes devices for administering a liquid to a subject by injection and loaded for use with at least one dosage unit of any of the liquid growth hormone formulations hereinbefore described. An example of such a device is a pen injector device. The subject is preferably a human.

25

Also provided by the invention are kits comprising an injection device and separate container of any of the liquid growth hormone formulations as hereinbefore described. The container is preferably adapted to engage with the injection device such that in use the liquid formulation in the container is in fluid  
30 connection with the outlet of the injection device.

In particularly preferred embodiments the injection device is a pen injector and the container is a cartridge.

Furthermore, the invention provides a cartridge containing any of the liquid formulations as hereinbefore described for use with a pen injector device.

- 5 Another surprising discovery made by the inventors is that if containers of GH are filled and closed so that there is no airspace or access to the air then not only is sterility of the contents of the containers more reliably assured but that this factor too contributes to minimising or avoiding aggregation of GH.
- 10 Thus, a still further aspect of the invention includes sealed containers of liquid GH formulations in which there is substantially no airspace in the filled containers.

When the subjects for administration are humans then the preferred growth  
15 hormone is human growth hormone. Particularly preferred human growth hormone is produced by recombinant means, for example as taught in EP-A-0 217 822 (SCIOS NOVA). Variants of human growth hormone which may be used in accordance with the invention, alone or in combination with one another and the native hormone include the 191 amino acid species known as  
20 somatropin and the 192 amino acid N-terminal methionine (met) species known as somatrem. There is also the variant known as hGH-V found naturally in the placenta during pregnancy and for which the gene is known and recombinant protein has been prepared.

25 The amount of hGH in the liquid formulation of the invention depends on the volume of the formulation and the number of doses of hGH that volume is intended to provide. A preferred dosage volume is 0.4ml but volumes in the range 0.01ml to 1.0ml may be used. Other preferred dosage volumes may fall in the range 0.1ml to 0.6ml.

30

In a preferred unit dosage for daily administration the amount of hGH administered is 1.3mg although the precise dosage amount may vary depending on the particular individual. Dosage amounts in the range 0.033mg to 3.33mg

hGH may be employed, preferably dosages in the range 0.33mg to 2.0mg. Increased dosage amounts are appropriate where the frequency of administration is reduced.

5

The volumes and/or dosage amounts may vary from individual to individual in accordance with specific advice from the clinician in charge.

Usually, formulations in accordance with the invention may comprise hGH in the  
10 range 0.5mg/ml to 20mg/ml, preferably 1mg/ml to 15mg/ml, more preferably 2mg/ml to 10mg/ml, even more preferably 3mg/ml to 5mg/ml.

The invention also includes kits comprising an injection device and a separate container of liquid growth hormone formulation as hereinbefore described.  
15 When the administration device is simply a hypodermic syringe then the kit may comprise the syringe, a needle and a vial or ampoule containing the hGH formulation for use with the syringe. In more preferred embodiments the injection device is other than a simple hypodermic syringe and so the separate container is adapted to engage with the injection device such that in use the  
20 liquid formulation in the container is in fluid connection with the outlet of the injection device.

Examples of administration devices include but are not limited to hypodermic syringes and pen injector devices.

25

Particularly preferred injection devices are the pen injectors in which case the container is a cartridge, preferably a disposable cartridge.

In another aspect the invention provides a cartridge containing a liquid growth  
30 formulation as hereinbefore described for use with a pen injector device. The cartridge may contain a single dose or multiplicity of doses of growth hormone.

Preferred embodiments of the invention will now be described by way of the following examples with reference to drawings in which:

- 5 Figure 1 is a plot of comparative stability data at 2-8°C for hGH formulations additionally containing phosphate buffer at pH 5.6, sodium chloride and benzyl alcohol. The comparison is of these formulations with and without Pluronic surfactant. Time in weeks is plotted against log% purity of hGH.
- 10 Figure 2 is a plot of comparative stability data at 2-8°C for hGH formulations additionally containing sodium chloride and benzyl alcohol at pH 6.0. The comparison is of these formulations containing citrate or phosphate buffer. Time in weeks is plotted against log% purity of hGH.
- 15 Figure 3 is a plot of comparative stability data at 2-8°C for hGH formulations. The comparison is between hGH formulations containing isotonic citrate buffer and Pluronic surfactant with hGH formulations containing just isotonic phosphate buffer and no surfactant.

20 **Example 1 - Preparation and purification of bulk recombinant hGH**

- Recombinant hGH is produced in cell cultures of CHO cells transformed with the hGH gene to express the hGH protein under culture conditions. Details of how the cells are made and grown are described in EP-A-0 217 822 (SCIOS NOVA)
- 25 incorporated herein by way of reference. The modification of culture conditions for the growth of cultures on an industrial or commercial scale is well within the abilities of one of average skill in the art.

- Once produced by the cells in culture the hGH needs to be extracted and
- 30 purified into a form suitable for pharmaceutical use. This is carried out according to the procedures described in AU 629177 (University of New South Wales & Garvan Institute of Medical Research) incorporated herein by way of reference.

**Example 2 - Preparation of stable liquid formulation**

- 5 Bulk formulation is prepared by mixing the various components together. The order of mixing of components is not critical. Also, the precise state or form of the various components immediately prior to mixing is not critical either. In preferred ways of preparing the formulation the components are prior to mixing in the most convenient state for mixing and the order and mode of mixing is also
- 10 selected to be the most convenient.

Particularly preferred examples of formulations are given below:

**Formulation I**

15	hGH	3.33mg/ml	(10 IU/ml)
	NaH <sub>2</sub> PO <sub>4</sub>	1.05mg/m	} (ie 10mM phosphate buffer)
	Na <sub>2</sub> HPO <sub>4</sub>	0.17mg/ml	
	NaCl	5.85mg/ml	(ie 0.59% w/v)
20	Benzyl alcohol	9.00mg/ml	(ie 0.9% w/v)
	Water for injection	q.s.	
	pH 6.0		

**Formulation II**

25	hGH	3.33mg/ml	(10 IU/ml)
	NaH <sub>2</sub> PO <sub>4</sub>	1.05mg/ml	} (ie 10mM phosphate buffer)
	Na <sub>2</sub> HPO <sub>4</sub>	0.17mg/ml	
30	Water for injection	q.s.	
	pH 6.0		

Formulation III

	hGH	3.33mg/ml	(10 IU/ml)
5	NaH <sub>2</sub> PO <sub>4</sub>	1.05mg/ml	} (ie 10mM phosphate buffer)
	Na <sub>2</sub> HPO <sub>4</sub>	0.17mg/ml	
	NaCl	5.85mg/ml	(ie 0.59% w/v)
	water for injection	q.s.	
10	pH 6.0		

Formulation IV

	hGH	3.33mg/ml	(10 IU/ml)
15	NaH <sub>2</sub> PO <sub>4</sub>	1.05mg/ml	} (ie 10mM phosphate buffer)
	Na <sub>2</sub> HPO <sub>4</sub>	0.17mg/ml	
	Benzyl alcohol	9.00mg/ml	(ie 0.9% v/v)
	water for injection	q.s.	
20	pH 6.0		

Formulation V

	hGH	3.33mg/ml	(10 IU/ml)
25	NaH <sub>2</sub> PO <sub>4</sub>	1.05mg/ml	} (ie 10mM phosphate buffer)
	Na <sub>2</sub> HPO <sub>4</sub>	0.17mg/ml	
	Mannitol	35mg/ml	(3.5% w/v)
	Pluronic F-68	2mg/ml	(0.2% w/v)
30	Benzyl alcohol	9mg/ml	(0.9% v/v)
	Water for injection	q.s.	
	pH 6.0		

Formulation VI

	hGH	3.33mg/ml	(10 IU/ml)
5	NaH <sub>2</sub> PO <sub>4</sub> ·2H <sub>2</sub> O	0.85mg/ml	} (ie 10mM phosphate buffer)
	Na <sub>2</sub> HPO <sub>4</sub> ·7H <sub>2</sub> O	0.31mg/ml	
	Mannitol	35mg/ml	(3.5% w/v)
	Pluronic F-68	2mg/ml	(0.2% w/v)
10	Benzyl alcohol	9mg/ml	(0.9% v/v)
	Water for injection	q.s.	
	pH 6.2		

The above exemplified formulations were prepared as follows:

15

1. A double strength excipient solution is prepared by dissolving all the required excipients in water for injection, and adjusting the pH to that required using molar hydrochloric acid or sodium hydroxide solutions.

20 2. The bulk growth hormone solution is placed in a vessel and the excipient solution added with careful stirring.

3. The pH is readjusted if necessary, and the solution made to final volume. For the filling of cartridges for use with pen injectors the solution is filtered  
25 through a sterilising filter and filled into injection cartridges sealed at one end with a moveable plunger, and at the other with an aluminium seal containing a rubber septum.

Other test formulations were prepared generally in this way and details of these  
30 formulations are given in the example below.



**Example 3 - Testing for stability of aqueous hGH formulation**

- Samples of the product were stored under controlled conditions at 2-8°C, and
- 5 analysed at various time points. The stability of the product was determined by the use of two HPLC methods, both according to the European Pharmacopoeia monograph for SOMATROPIN FOR INJECTION, incorporated herein by way of reference. The first is a reverse phase HPLC method for the determination of related proteins, ie degradation products formed by deamidation and oxidation.
- 10 The second is a size exclusion HPLC method for determination of dimer and related substances of higher molecular mass.

- The rpHPLC method was used to ascertain deamidation and oxidation of a number of different formulations over a period of up to 65 weeks stored at 2-8°C.
- 15 The data is shown in tables 1 to 3 below and graphically in Figures 1 to 3.

Table 4 shows the results of stability studies carried out on Formulation V stored at 2-8°C.

- 20 The size exclusion HPLC method referred to above (data not shown) was used to test for aggregation. In no case, during the studies were measurable quantities of dimers and related substances of higher molecular mass found. In all formulations there was less than 1% aggregation (in fact this is the limit of reliable quantitation in the test), ie no aggregation was seen.

25

The results show clearly that phosphate buffer is better than citrate buffer in terms of stabilising formulations and also that an absence of Pluronic surfactant gives rise to greater stability.

TABLE 1

## Stability Study (2-8°C)

## 5 Formulation A (with pluronic, phosphate buffer, pH5.6)

hGH	3.33 mg/ml
Pluronic	0.8 mg/ml
Phosphate buffer	10mM
Sodium Chloride	5.9 mg/ml
Benzyl alcohol	9 mg/ml

Time weeks	hGH % purity	Log hGH % purity
0	98.90	1.9952
3	98.35	1.9928
9	97.84	1.9905
13	97.05	1.9870
30	96.26	1.9834
k day <sup>-1</sup> x 10 <sup>4</sup>		-1.253

## Formulation B (no pluronic, phosphate buffer, pH5.6)

hGH	3.33 mg/ml
Phosphate buffer	10mM
Sodium Chloride	5.9 mg/ml
Benzyl alcohol	9 mg/ml

Time (wks)	hGH % purity	log hGH % purity
0	96.28	1.9835
0	95.88	1.9817
4	95.45	1.9798
4	95.80	1.9814
15	95.67	1.9808
15	95.89	1.9818
26	94.46	1.9752
26	93.94	1.9729
39	94.15	1.9738
52	93.21	1.9695
k day <sup>-1</sup> x 10 <sup>4</sup>		-0.8272

TABLE 2

## Stability Study (2-8°C)

hGH	3.33 mg/ml
Pluronic	0.8 mg/ml
Citrate buffer	10mM
Sodium Chloride	5.9 mg/ml
Benzyl alcohol	9 mg/ml

5

## Formulations C1 and C2 (pH5.6 citrate buffer + pluronic)

time (wks)	hGH+	log hGH+
0	97.89	1.9907
0	97.93	1.9909
4	97.12	1.9873
4	96.80	1.9859
13	95.44	1.9797
13	94.85	1.9770
26	93.19	1.9694
26	93.60	1.9713
52	91.32	1.9606
52	91.06	1.9593
0	97.48	1.9889
0	97.71	1.9899
4	96.93	1.9865
4	96.92	1.9864
13	94.89	1.9772
13	95.38	1.9795
26	92.59	1.9666
26	92.65	1.9668
52	90.69	1.9576
52	91.11	1.9596
k day <sup>-1</sup> X 10 <sup>4</sup>		-1.954

TABLE 3

## Stability Study (2-8°C)

## 5 Formulation D

hGH	3.33mg/ml
Phosphate buffer	10mM, pH6.0
Sodium Chloride	5.9mg/ml
Benzyl Alcohol	9mg/ml

Time Weeks	hGH % purity	log hGH % purity
0	98.47	1.9933
4	97.82	1.9904
9	97.44	1.9887
k day <sup>-1</sup> X 10 <sup>4</sup>		-1.65

## Stability study (2-8°C)

## Formulations E1, E2 and E3 (citrate buffer pH6.0, with pluronic)

10	hGH	3.33mg/ml
	Pluronic	0.8mg/ml
	Citrate buffer	10mM, pH6.0
	Sodium Chloride	5.9mg/ml
	Benzyl Alcohol	9mg/ml

time (wks)	hGH % purity	log hGH % purity
0	97.75	1.9901
0	97.56	1.9893
5	96.05	1.9825
5	96.95	1.9865
9	96.29	1.9836
9	96.12	1.9828
0	97.96	1.9910
0	97.93	1.9909
5	97.09	1.9872
9	96.52	1.9846
9	96.51	1.9846
0	98.54	1.9936
0	98.47	1.9933
5	97.68	1.9898
5	97.43	1.9887
9	96.67	1.9853
9	96.77	1.9857
k day <sup>-1</sup> X 10 <sup>4</sup>		-2.55

TABLE 4

Stability study; Formulation V, 2-8°C

Time Weeks	hGH % purity	log hGH % purity
0	97.21	1.988
0	97.23	1.988
4.5	96.50	1.985
4.5	96.65	1.985
9	95.18	1.979
9	95.19	1.979
13	95.23	1.979
13	95.32	1.979
26	94.64	1.976
26	94.41	1.975
$k \text{ day}^{-1} \times 10^4$		-2.489

5

Example 4 – Avoidance of crystallisation by pH adjustment of liquid formulations

10 A series of pH variants (0.1 unit increments) of formulation VI were made by adjusting the respective amounts of the phosphate buffer components. 1.5ml aliquots of the formulations were filled into respective capsules for use in pen injectors. The capsules were stored at 15°C for up to 3 months. The presence or absence of crystals in the capsules was determined by eye over the storage period.

15

Crystallisation was observed in formulations of below pH 6.2, i.e. at pH 6.1. No crystallisation was observed in formulations of pH 6.2 and above.

20

By way of comparison, formulation V (pH 6.0) when stored at 15°C or 25°C for up to 6 weeks exhibited crystallisation. Also, formulation V (pH 6.0) exhibited crystallisation in about 2-3 months when stored at 2-8°C.

**Claims**

1. A liquid growth hormone formulation comprising growth hormone in isotonic buffered solution, the compound conferring isotonicity being selected  
5 from one or more of monosaccharides, disaccharides and sugar alcohols.
2. A liquid formulation as claimed in claim 1, wherein the buffered solution is a phosphate buffered solution.
- 10 3. A liquid formulation as claimed in claim 1 or claim 2, wherein the isotonicity is conferred by mannitol and/or sucrose, optionally lactose.
4. A liquid formulation as claimed in any of claims 1 to 3 having a pH in the range 5.6 to 6.5.
- 15 5. A liquid formulation as claimed in any of claims 1 to 3 having a pH of 6.2 or greater than about 6.2.
6. A liquid formulation as claimed in any of claims 1 to 4 having a pH in the  
20 range 6.15 to 7.4 more preferably a pH in the range 6.2 to 6.5.
7. A liquid formulation as claimed in any preceding claims further comprising a preservative.
- 25 8. A liquid formulation as claimed in claim 7; wherein the preservative is selected from one or more of phenol, benzyl alcohol, meta-cresol, methyl paraben, propyl paraben, benzalkonium chloride and benzethonium chloride.
9. A liquid formulation as claimed in any preceding claim further comprising  
30 a non-ionic surfactant.

10. A liquid formulation as claimed in claim 9, wherein the non-ionic surfactant is present at a concentration in the range 0.05% to 5% (w/v), preferably 0.1 to 1.0% (w/v).
- 5
11. A liquid growth hormone formulation consisting essentially of growth hormone in phosphate buffered solution.
12. A liquid growth hormone formulation consisting essentially of growth hormone in phosphate buffered solution and a preservative.
- 10
13. A liquid growth hormone formulation consisting essentially of growth hormone in isotonic phosphate buffered solution and a preservative.
- 15
14. A liquid growth hormone formulation consisting essentially of growth hormone in isotonic phosphate buffered solution.
15. A liquid growth hormone formulation comprising growth hormone in phosphate buffered solution.
- 20
16. A liquid formulation as claimed in claim 15, further comprising a non-ionic surfactant in a concentration of less than 0.05%, preferably less than 0.04%, more preferably less than 0.01%, even more preferably less than 0.001% (w/v).
- 25
17. A liquid formulation as claimed in claim 15 or claim 16, wherein the phosphate buffered solution is isotonic, optionally with a pH in the range 5.6 to 6.5 and preferably further comprising a preservative.
- 30
18. A liquid formulation as claimed in claim 17, wherein the preservative is selected from one or more of phenol, benzyl alcohol, meta-cresol, methyl paraben, propyl paraben, benzalkonium chloride and benzethonium chloride.

19. A liquid formulation as claimed in any of claims 13, 14 or 17, wherein the isotonicity of the phosphate buffered solution is provided by a neutral salt eg NaCl; or a compound selected from a monosaccharide, eg lactose; a  
5 disaccharide, eg sucrose; or a sugar alcohol, eg mannitol.

20. A liquid formulation as claimed in any preceding claim, wherein the growth hormone is human.

10 21. A liquid formulation as claimed in any preceding claim in which the growth hormone exhibits less than 0.01% aggregation, preferably less than 0.1%, more preferably less than 1%, even more preferably less than 10% aggregation.

22. A liquid growth hormone formulation of the following composition:

15	hGH	3.33mg/ml	(10 IU/ml)
	NaH <sub>2</sub> PO <sub>4</sub> .2H <sub>2</sub> O	0.85mg/ml	
	Na <sub>2</sub> HPO <sub>4</sub> .7H <sub>2</sub> O	0.31mg/ml	
	Mannitol	35mg/ml	(3.5% w/v)
	Pluronic F-68	2mg/ml	(0.2% w/v)
20	Benzyl alcohol	9mg/ml	(0.9% v/v)
	Water for injection	q.s.	
	pH 6.2		

23. A liquid formulation as claimed in any preceding claim having no  
25 detectable crystallisation on storage.

24. A liquid formulation as claimed in claim 23, wherein storage is for at least one month, preferably six weeks, more preferably a period in the range of about 1 month to 4 months, most preferably 3 months.

30

25. A liquid formulation as claimed in claim 23 or claim 24, wherein the storage temperature is about 2°C or greater, preferably about 4°C or greater, more preferably a temperature in the range from about 2°C to less than 40°C,



even more preferably a temperature in the range from about 2°C to 25°C, most preferably 15°C.

5 26. A liquid formulation as claimed in any of claims 23 to 25, wherein the crystallisation is of growth hormone.

27. A liquid formulation as claimed in any of claims 23 to 26, wherein the crystallisation is detected by eye, preferably under the light microscope at 5x  
10 magnification, more preferably under the light microscope at 10x magnification.

28. A device for administering a liquid to a subject by injection and loaded for use with at least one dosage unit of the liquid growth hormone formulation of any of claims 1 to 27.

15

29. A device as claimed in claim 28 being a pen injector device.

30. A device as claimed in claim 28 or claim 29, wherein the subject is a human.

20

31. A kit comprising an injection device and a separate container of a liquid growth hormone formulation of any of claims 1 to 27.

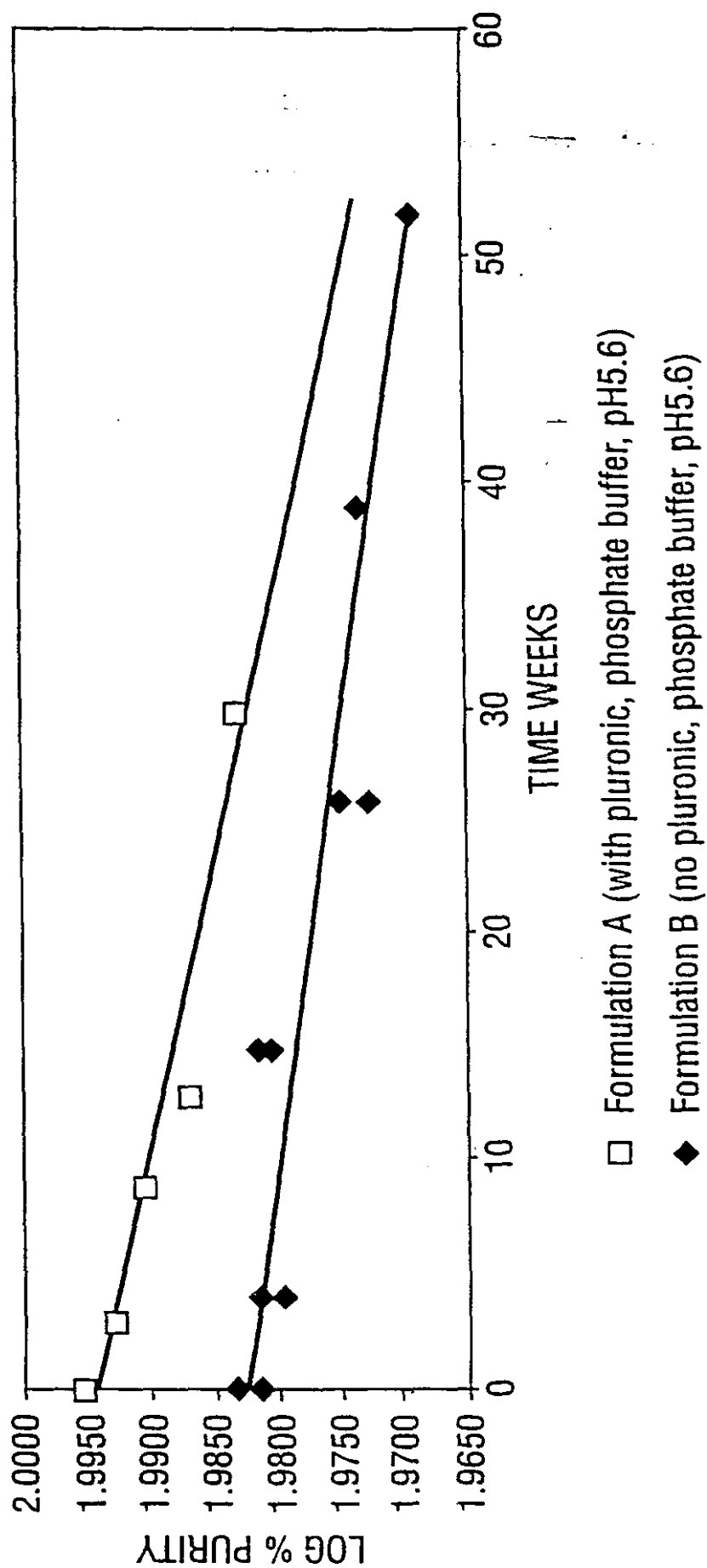
32. A kit as claimed in claim 31, wherein the container is adapted to engage  
25 with the injection device such that in use the liquid formulation in the container is in fluid connection with the outlet of the injection device.

33. A kit as claimed in claim 32, wherein the injection device is a pen injector and the container is a cartridge.

30

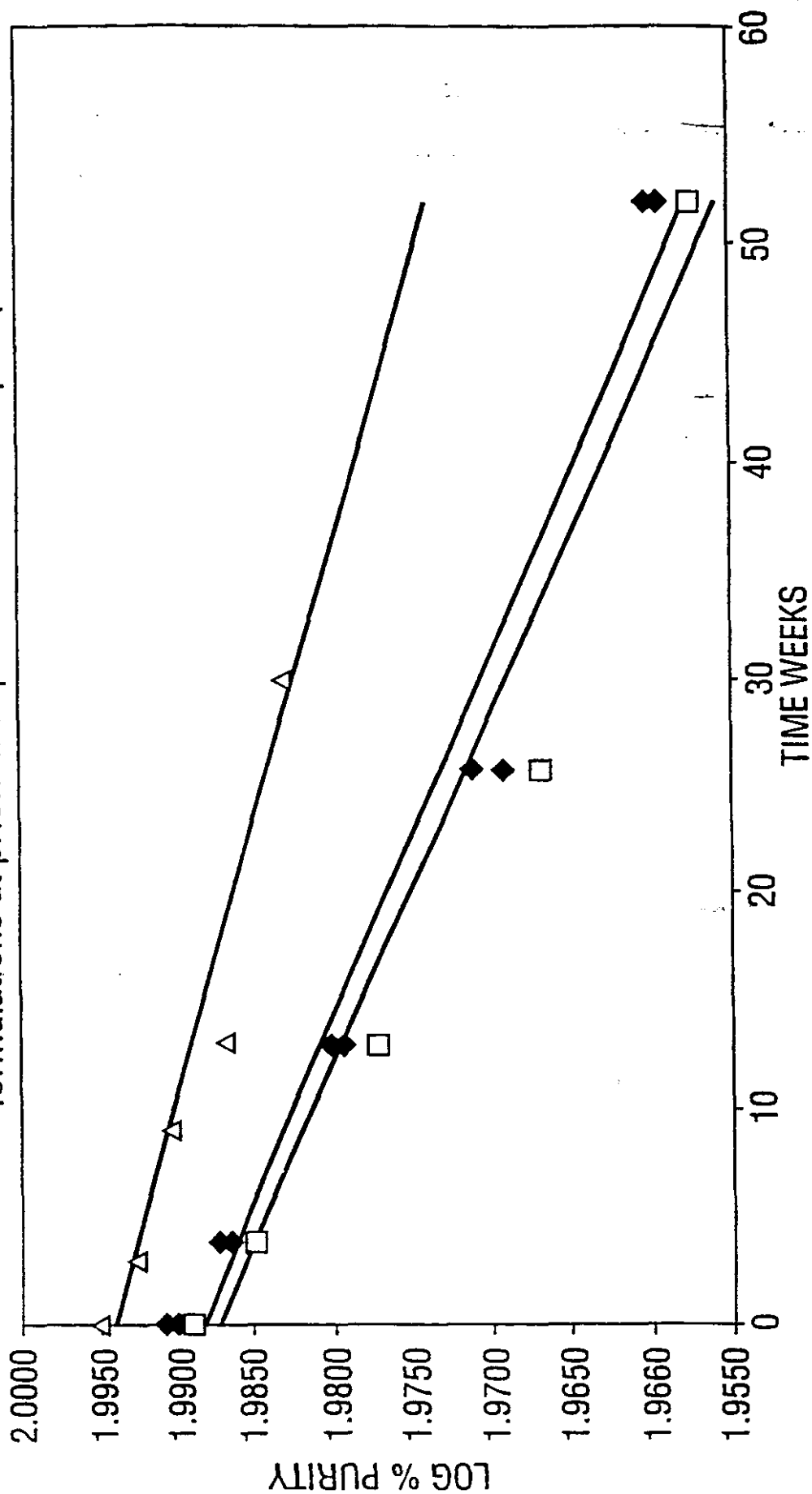
34. A cartridge containing a liquid formulation of any of claims 1 to 27 for use with a pen injector device.

**FIG. 1** Stability (2-8°C) of Phosphate buffered human growth hormone formulation with and without pluronic pH5.6



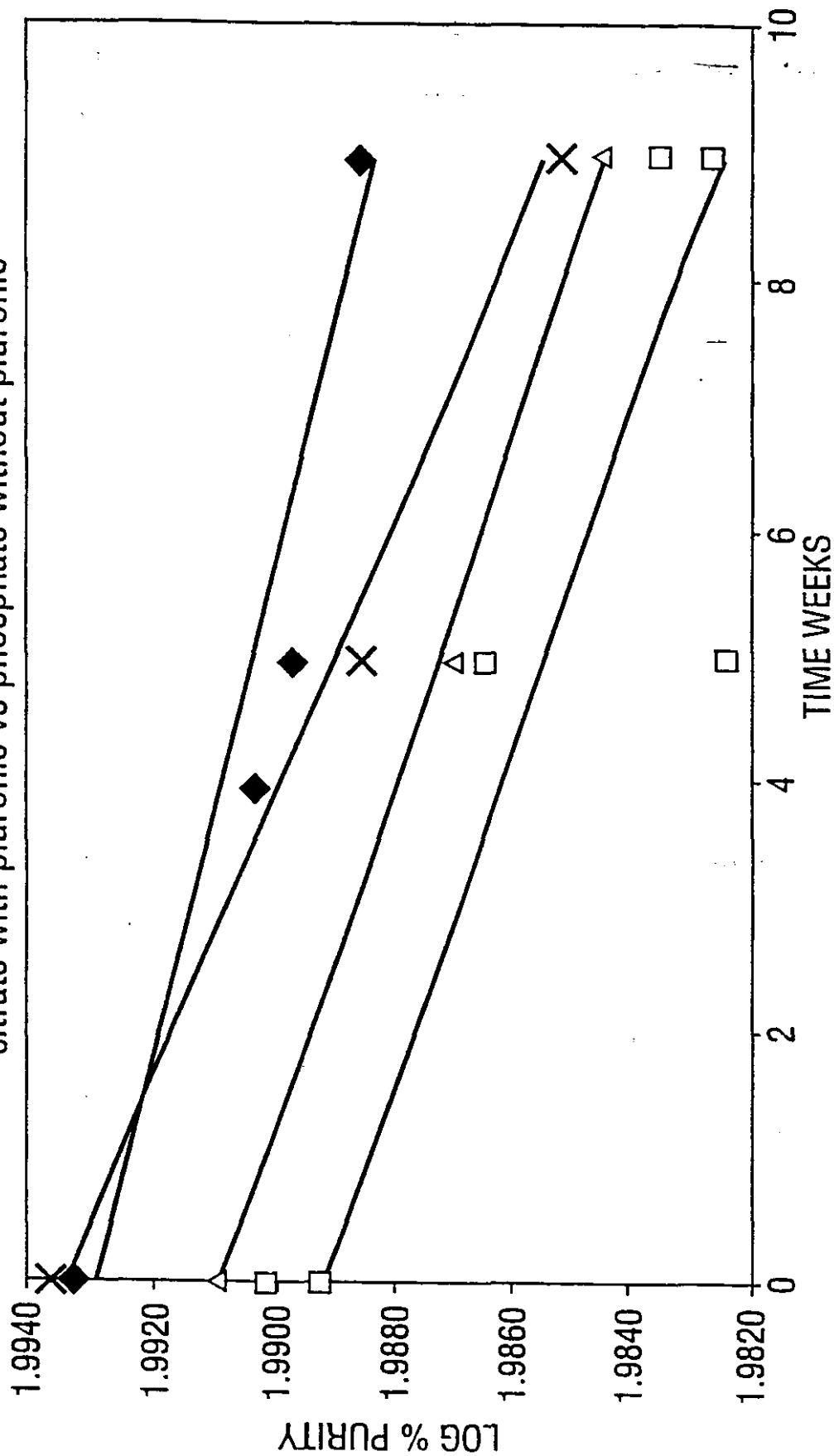
2/3

FIG. 2 Stability (2-8°C) of buffered human growth hormone formulations at pH5.6 with pluronic: citrate vs phosphate buffer



- △ Formulation A (with pluronic, phosphate buffer, pH5.6) ◆ Formulation C2 (with pluronic and citrate buffer, pH5.6)  
□ Formulation C1 (with pluronic and citrate buffer, pH5.6)

FIG. 3 Stability (2-8°C) of growth hormone formulation (pH6.0), citrate with pluronic vs phosphate without pluronic



- ◆ Formulation D (no pluronic, phosphate buffer, pH6.0)
- △ Formulation E2 (with pluronic and citrate buffer, pH6.0)
- Formulation E1 (with pluronic and citrate buffer, pH6.0)
- × Formulation E3 (with pluronic and citrate buffer, pH6.0)

# INTERNATIONAL SEARCH REPORT

Int. Application No

PCT/GB 00/02664

## A. CLASSIFICATION OF SUBJECT MATTER

IPC 7 A61K47/26 A61K38/27

According to International Patent Classification (IPC) or to both national classification and IPC

## B. FIELDS SEARCHED

Minimum documentation searched (classification system followed by classification symbols)

IPC 7 A61K

Documentation searched other than minimum documentation to the extent that such documents are included in the fields searched

Electronic data base consulted during the international search (name of data base and, where practical, search terms used)

EPO-Internal, PAJ, WPI Data

## C. DOCUMENTS CONSIDERED TO BE RELEVANT

Category *	Citation of document, with indication, where appropriate, of the relevant passages	Relevant to claim No.
X	WO 94 03198 A (GENENTECH INC ;CONNOR BARBARA H O (US); OESWEIN JAMES Q (US)) 17 February 1994 (1994-02-17) page 5, line 18 -page 11, line 27 claims 1-21	1-34
X	US 5 567 677 A (HOEKBY ELVY ET AL) 22 October 1996 (1996-10-22)  column 3, line 6 - line 34 column 4; table 1 column 7; table 3 claim 1  -/-	1-8, 11-15, 17-21, 23-34

☒ Further documents are listed in the continuation of box C.

☒ Patent family members are listed in annex.

### \* Special categories of cited documents:

- \*A\* document defining the general state of the art which is not considered to be of particular relevance
- \*E\* earlier document but published on or after the international filing date
- \*L\* document which may throw doubts on priority claim(s) or which is cited to establish the publication date of another citation or other special reason (as specified)
- \*O\* document referring to an oral disclosure, use, exhibition or other means
- \*P\* document published prior to the international filing date but later than the priority date claimed

- \*T\* later document published after the international filing date or priority date and not in conflict with the application but cited to understand the principle or theory underlying the invention
- \*X\* document of particular relevance; the claimed invention cannot be considered novel or cannot be considered to involve an inventive step when the document is taken alone
- \*Y\* document of particular relevance; the claimed invention cannot be considered to involve an inventive step when the document is combined with one or more other such documents, such combination being obvious to a person skilled in the art
- \*Z\* document member of the same patent family

Date of the actual completion of the international search

16 November 2000

Date of mailing of the international search report

24/11/2000

Name and mailing address of the ISA

European Patent Office, P.B. 5818 Patentlaan 2  
NL - 2280 HV Rijswijk  
Tel (+31-70) 340-2040, Tx. 31 651 epo nl,  
Fax: (+31-70) 340-3016

Authorized officer

Muller, S

# INTERNATIONAL SEARCH REPORT

International Application No

PCT/GB 00/02664

## C.(Continuation) DOCUMENTS CONSIDERED TO BE RELEVANT

Category *	Citation of document, with indication, where appropriate, of the relevant passages	Relevant to claim No.
X	<p>US 5 096 885 A (OESWEIN JAMES Q ET AL) 17 March 1992 (1992-03-17)</p> <p>column 2, line 65 -column 3, line 20 column 4, line 21 -column 5, line 53 claims 1-3,10,13,14,22</p>	<p>1-6, 9-11, 14-21, 23-34</p>
X	<p>US 5 610 134 A (CLARK ROSS G ET AL) 11 March 1997 (1997-03-11)</p> <p>column 10, line 42 -column 13, line 13</p>	<p>1-3,5, 9-11,14, 15, 19-21, 23-34</p>
X	<p>US 5 126 324 A (CLARK ROSS G ET AL) 30 June 1992 (1992-06-30)</p> <p>column 9, line 38 -column 10, line 40 column 11, line 19 - line 31 claims 1-6,13,14</p>	<p>1-3,5, 9-11,14, 15, 19-21, 23-34</p>
A	<p>WO 97 07816 A (PHARMACIA &amp; UPJOHN AB ;FRANSSON JONAS (SE); HALLEN DAN (SE)) 6 March 1997 (1997-03-06)</p> <p>page 1, line 7 - line 11 page 5, line 1 -page 7, line 7 page 8, line 19 -page 10, line 12; example 1 page 12, line 12 -page 13, line 9; example 3</p>	<p>1-4,7,8, 11-15, 17-21, 23-34</p>
A	<p>WO 97 29767 A (CSL LTD ;UNIV MONASH (AU); MCNAMARA MICHAEL KEVIN (AU); CHARMAN WI) 21 August 1997 (1997-08-21) page 4, line 16 -page 9, line 17 page 15; table 2 page 17; table 4 claims 1-11</p>	<p>22</p>

# INTERNATIONAL SEARCH REPORT

information on patent family members

International Application No

PCT/GB 00/02664

Patent document cited in search report	Publication date	Patent family member(s)	Publication date
WO 9403198 A	17-02-1994	AU 686567 B AU 4792793 A CA 2139358 A EP 0652766 A EP 0955062 A JP 7509719 T MD 960246 A MX 9304613 A NZ 255158 A US 5763394 A	12-02-1998 03-03-1994 17-02-1994 17-05-1995 10-11-1999 26-10-1995 31-01-1998 31-03-1994 22-09-1997 09-06-1998
US 5567677 A	22-10-1996	AT 196092 T AU 3913593 A CA 2102693 A DE 69329367 D EP 0587858 A JP 6508156 T NO 934355 A NZ 251498 A WO 9319776 A	15-09-2000 08-11-1993 04-10-1993 12-10-2000 23-03-1994 14-09-1994 01-12-1993 26-07-1995 14-10-1993
US 5096885 A	17-03-1992	AT 112685 T AU 627174 B AU 3368789 A CA 1329543 A DE 68918853 D DE 68918853 T EP 0409870 A EP 0603159 A JP 2747073 B JP 3503764 T NZ 228747 A WO 8909614 A US 5763394 A	15-10-1994 20-08-1992 03-11-1989 17-05-1994 17-11-1994 13-04-1995 30-01-1991 22-06-1994 06-05-1998 22-08-1991 25-09-1991 19-10-1989 09-06-1998
US 5610134 A	11-03-1997	US 5661122 A AU 691273 B AU 2195695 A CA 2185998 A EP 0755265 A JP 9512008 T WO 9528174 A	26-08-1997 14-05-1998 10-11-1995 26-10-1995 29-01-1997 02-12-1997 26-10-1995
US 5126324 A	30-06-1992	AT 141799 T DE 69121715 D DE 69121715 T DK 536226 T EP 0536226 A ES 2093708 T GR 3021713 T HK 1007954 A JP 2961708 B US 5374620 A US 5681814 A WO 9118621 A US 5597797 A US 5597898 A US 5597802 A	15-09-1996 02-10-1996 06-02-1997 10-02-1997 14-04-1993 01-01-1997 28-02-1997 30-04-1999 12-10-1999 20-12-1994 28-10-1997 12-12-1991 28-01-1997 28-01-1997 28-01-1997

# INTERNATIONAL SEARCH REPORT

information on patent family members

International Application No

PCT/GB 00/02664

Patent document cited in search report		Publication date	Patent family member(s)		Publication date
WO 9707816	A	06-03-1997	AU	6841596 A	19-03-1997
WO 9729767	A	21-08-1997	AU	716747 B	02-03-2000
			AU	1585597 A	02-09-1997
			CA	2246501 A	21-08-1997
			CN	1214633 A	21-04-1999
			EP	0889733 A	13-01-1999
			JP	2000504696 T	18-04-2000



## 生長激素配方

### 撮 錄

在沒有其它具有環境生理 pH 值的添加劑的條件下，簡單地把生長激素在磷酸鹽緩沖劑中配制，這樣得到的液態生長激素配方可以在 2-8℃的溫度範圍內穩定儲存 6 個月以上。通過保證 pH 值在大約 6.2 或更高，在冷凍或冷凍以上溫度抑制或減少儲存的生長激素的結晶。低濃度非离子表面活性劑能夠幫助減少由于在整體配方自動轉移到配料容器的過程中所遇到的物理力引起的生長激素聚集。引入甘露糖醇是為了提供一種等滲壓配方。加入防腐劑來減少細菌污染，并且因而允許存在能夠在 2-8℃儲存的多劑量單元。