

(19) World Intellectual Property Organization  
International Bureau



(43) International Publication Date  
22 March 2007 (22.03.2007)

PCT

(10) International Publication Number  
**WO 2007/031867 A2**

(51) International Patent Classification:

C12N 15/40 (2006.01)	C07K 14/08 (2006.01)
C12N 15/62 (2006.01)	C12N 5/10 (2006.01)
C12N 15/63 (2006.01)	A61K 31/713 (2006.01)
C12N 9/50 (2006.01)	A61K 39/29 (2006.01)

(81) Designated States (unless otherwise indicated, for every kind of national protection available): AE, AG, AL, AM, AT, AU, AZ, BA, BB, BG, BR, BW, BY, BZ, CA, CH, CN, CO, CR, CU, CZ, DE, DK, DM, DZ, EC, EE, EG, ES, FI, GB, GD, GE, GH, GM, HR, HU, ID, IL, IN, IS, JP, KE, KG, KM, KN, KP, KR, KZ, LC, LK, LR, LS, LT, LU, LV, LY, MA, MD, MG, MK, MN, MW, MX, MZ, NA, NG, NI, NO, NZ, OM, PG, PH, PL, PT, RO, RU, SC, SD, SE, SG, SK, SL, SM, SY, TJ, TM, TN, TR, TT, TZ, UA, UG, US, UZ, VC, VN, YU, ZA, ZM, ZW.

(21) International Application Number:

PCT/IB2006/002607

(22) International Filing Date:

24 May 2006 (24.05.2006)

(25) Filing Language:

English

(26) Publication Language:

English

(30) Priority Data:

60/685,014 25 May 2005 (25.05.2005) US

(71) Applicant (for all designated States except US): **TRIPEP AB** [SE/SE]; Halsovagen 7, SE-141 57 Huddinge (SE).

(72) Inventor; and

(75) Inventor/Applicant (for US only): **SALLBERG, Matti** [SE/SE]; Pukslagargatan 59, SE-125 33 Alvsjo (SE).

(74) Agent: **PLOUGMANN & VINGTOFT A/S**; Sundkrogs-gade 9, DK-2100 Copenhagen ø (DK).

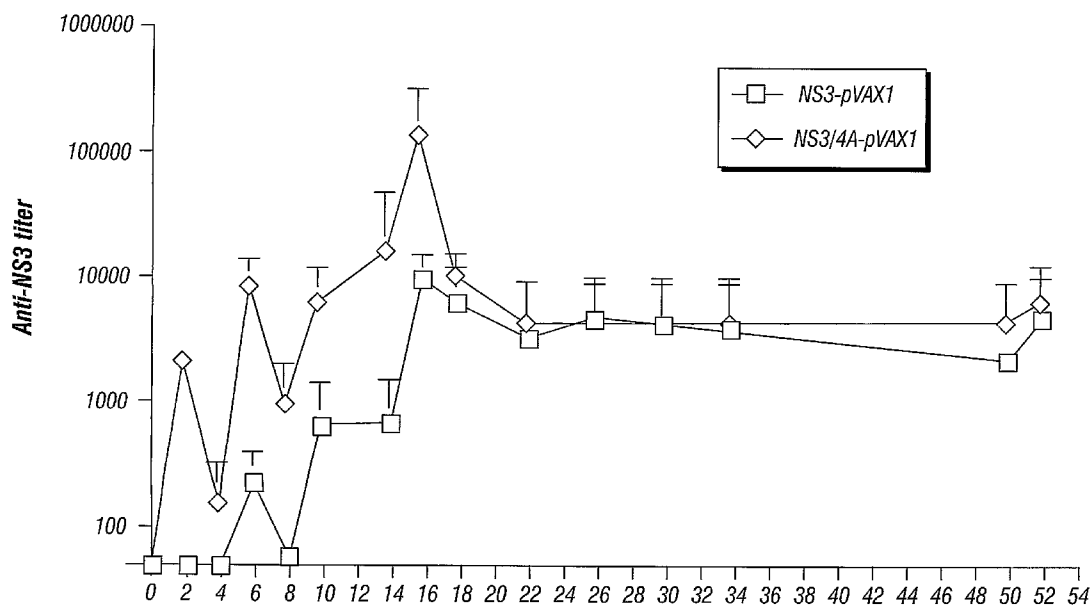
(84) Designated States (unless otherwise indicated, for every kind of regional protection available): ARIPO (BW, GH, GM, KE, LS, MW, MZ, NA, SD, SL, SZ, TZ, UG, ZM, ZW), Eurasian (AM, AZ, BY, KG, KZ, MD, RU, TJ, TM), European (AT, BE, BG, CH, CY, CZ, DE, DK, EE, ES, FI, FR, GB, GR, HU, IE, IS, IT, LT, LU, LV, MC, NL, PL, PT, RO, SE, SI, SK, TR), OAPI (BF, BJ, CF, CG, CI, CM, GA, GN, GQ, GW, ML, MR, NE, SN, TD, TG).

Published:

— without international search report and to be republished upon receipt of that report

For two-letter codes and other abbreviations, refer to the "Guidance Notes on Codes and Abbreviations" appearing at the beginning of each regular issue of the PCT Gazette.

(54) Title: A HEPATITIS C VIRUS NON-STRUCTURAL NS3/4A FUSION GENE



(57) Abstract: Aspects of the present invention relate to the creation of mutant hepatitis C virus (HCV) NS3/4A genes encoding proteins with altered protease activity. Embodiments include said NS3/4A genes, HCV peptides encoded by said nucleic acids, nucleic acids encoding said HCV peptides, antibodies directed to said peptides, compositions containing said nucleic acids and peptides, as well as methods of making and using the aforementioned compositions including, but not limited to, diagnostics and medicaments for the treatment and prevention of HCV infection.

WO 2007/031867 A2

**A HEPATITIS C VIRUS  
NON-STRUCTURAL NS3/4A FUSION GENE**

CROSS REFERENCE TO RELATED APPLICATIONS

[0001] The present application claims priority to the Provisional Application Serial No. 60/685,014, filed on May 25, 2005, by Matti Sällberg, and entitled "HEPATITIS C VIRUS IMMUNOGENS," which is hereby expressly incorporated by reference in its entirety.

Field of the Invention

[0002] Aspects of the present invention relate to the creation of a novel hepatitis C virus (HCV) NS3/4A gene, in which the serine protease domain of NS3 has been mutated. Embodiments include the mutated NS3/4A genes, codon-optimized versions of the mutated genes, HCV peptides encoded by said gene, nucleic acids encoding said HCV peptides, antibodies directed to said peptides, compositions containing said nucleic acids and peptides, as well as methods of making and using the aforementioned compositions including, but not limited to, diagnostics and medicaments for the treatment and prevention of HCV infection.

Background of the Invention

[0003] Viruses are intracellular parasites that require the biochemical machinery of a host cell for replication and propagation. All virus particles contain some genetic information that encodes viral structural proteins and enzymes. The genetic material may be DNA or RNA, in double- or single stranded form. (Virology, Fields ed., third edition, Lippencott-Raven publishers, pp 72-83 (1996)). The viral nucleic acid is surrounded by a coat of proteins called the capsid. (*Id.*) In some viruses the capsid is surrounded by an additional layer comprised of a lipid membrane, referred to as the envelope. (*Id.* at 83-95).

[0004] The typical viral life cycle begins with infection of a host cell through attachment of the virus particle to a cell surface receptor and internalization of the viral capsid. (*Id.* at 103). Accordingly, a virus' host range is limited to cells that express an appropriate cell surface receptor. Once internalized, the virus particle is disassembled and its nucleic acid is transcribed, translated or replicated. (*Id.*) At this point, the virus may undergo lytic replication, where new virus particles are formed and released from the infected cell. (*Id.* at 105-11). The Influenza virus is a typical example of a virus that undergoes lytic replication immediately upon infection of a host cell. (*Id.* at 1369-85).

[0005] Alternatively, a virus may enter a latent phase, referred to as lysogeny, where the genome is replicated but few if any viral proteins are actually expressed and viral particles are not formed. (*Id.* at 219-29). Herpesviruses such as the Epstein-Barr Virus are typical examples of viruses that establish latent infection in the host cells. (*Id.* at 229-34). Eventually, in order for the

virus to spread, it must exit lysogeny and enter the lytic phase. The viral particles that are released during the lytic phase infect other cells of the same individual or can be transmitted to another individual where a new infection is established.

[0006] Since the viral life cycle comprises both an intracellular and extracellular phase, both the humoral and cell-mediated immune defense systems are important for combating viral infections. (*Id.* at 467-73). Antibodies directed against viral proteins may block the virus particle's interaction with its cellular receptor or otherwise interfere with the internalization or release processes. (*Id.* at 471). An antibody capable of interfering with the viral life cycle is referred to as a neutralizing antibody.

[0007] During intracellular replication, viral proteins, which are foreign to the host cell, are produced and some of these proteins are digested by cellular proteases after coupling to a Major Histocompatibility Complex (MHC) molecule presented on the surface of the infected cell. (*Id.* at 350-58). Thus, the infected cell is recognized by T-lymphocytes, macrophages or NK-cells and killed before the virus replicates and spreads to adjacent cells. (*Id.* at 468-70). In addition, the presence of viral nucleic acids, most notably as double-stranded RNA, triggers the infected cell to shut down its translation machinery and to produce antiviral signaling molecules known as interferons. (*Id.* at 376-79).

[0008] Viruses have evolved various means of evading the immune defense system of the host, however. By establishing latency (i.e., lysogeny), for example, the virus does not enter the lytic phase and avoids the humoral immune defense system. (*Id.* at 224). During the latent phase, few viral proteins are produced and infected cells have only a minimal ability to present evidence to surrounding lymphocytes and macrophages of their infected state. (*Id.* at 225-26). Additionally, some viral proteins, most notably those produced during latency, evolve polypeptide sequences that cannot be efficiently presented to the cell mediated immune defense system. (Levitskaya *et al.*, *Nature* 375:685-88 (1995)). Finally, some viruses may actively interfere with the immune response of the infected host, for instance by preventing surface expression of MHC molecules (Fruh *et al.*, *J. Mol. Med.* 75:18-27 (1997)), or by disrupting interferon signaling (Fortunato *et al.*, *Trends Microbiol.* 8:111-19 (2000)).

[0009] Particularly evasive are the hepatitis viruses, which are not classified as a family but are grouped based on their ability to infect cells of the liver. Hepatitis C Virus (HCV) belongs to the *Flaviviridae* family of single-stranded RNA viruses. (*Virology, supra*, pp 945-51). The HCV genome is approximately 9.6 kb in length, and encodes at least ten polypeptides. (Kato, *Microb. Comp. Genomics*, 5:129-151 (2000)). The genomic RNA is translated into one single polypeptide that is subsequently cleaved by viral and cellular proteases to yield the functional polypeptides. (*Id.*) The polypeptide is cleaved to three structural proteins (core protein, E1 and E2), to p7 of unknown function, and to six non-structural (NS) proteins (NS2, NS3, NS4A/B,

NS5A/B). (*Id.*) NS3 encodes a serine protease that is responsible for some of the proteolytic events required for virus maturation (Kwong *et al.*, *Antiviral Res.*, 41:67-84 (1999)) and NS4A acts as a co-factor for the NS3 protease. (*Id.*) NS3 further displays NTPase activity, and possesses RNA helicase activity *in vitro*. (Kwong *et al.*, *Curr. Top. Microbiol. Immunol.*, 242:171-96 (2000)).

[0010] HCV infection typically progresses from an acute to a chronic phase. (*Virology, supra*, pp 1041-47). Acute infection is characterized by high viral replication and high viral load in liver tissue and peripheral blood. (*Id.* at 1041-42.) The acute infection is cleared by the patient's immune defense system in roughly 15% of the infected individuals; in the other 85% the virus establishes a chronic, persistent infection. (Lawrence, *Adv. Intern. Med.*, 45:65-105 (2000)). During the chronic phase replication takes place in the liver, and some virus can be detected in peripheral blood. (*Virology, supra*, pp 1042).

[0011] Essential to the establishment of a persistent infection is the evolution of strategies for evading the host's immune defense system. HCV, as a single stranded RNA virus, displays a high mutation rate in the replication and transcription of its genome. (*Id.* at 1046). Thus, it has been noted that the antibodies produced during the lytic phase seldom neutralize virus strains produced during chronic infection. (*Id.*) Although it appears HCV is not interfering with antigen processing and presentation on MHC-I molecules, the viral NS5A protein may be involved in repression of interferon signaling through inhibition of the PKR protein kinase. (Tan *et al.*, *Virology*, 284:1-12 (2001)).

[0012] The infected host mounts both a humoral and a cellular immune response against the HCV virus but in most cases the response fails to prevent establishment of the chronic disease. Following the acute phase, the infected patient produces antiviral antibodies including neutralizing antibodies to the envelope proteins E1 and E2. (*Id.* at 1045). This antibody response is sustained during chronic infection. (*Id.*) In chronically infected patients, the liver is also infiltrated by both CD8+ and CD4+ lymphocytes. (*Id.* at 1044-45). Additionally, infected patients produce interferons as an early response to the viral infection. (*Id.* at 1045). It is likely that the vigor of the initial immune response against the infection determines whether the virus will be cleared or whether the infection will progress to a chronic phase. (Pape *et al.*, *J. Viral. Hepat.*, 6 Supp. 1:36-40 (1999)). Despite the efforts of others, the need for efficient immunogens and medicaments for the prevention and treatment of HCV infection is manifest.

#### Summary of the Invention

[0013] A new HCV isolate was discovered. A novel NS3/4A fragment of the HCV genome was cloned and sequenced from a patient infected with HCV (SEQ. ID. NO.: 1). This sequence was found to be only 93% homologous to the most closely related HCV sequence. Embodiments comprise, consist, or consist essentially of this peptide (SEQ. ID. NO.: 2) or

fragments thereof containing any number of consecutive amino acids between at least 3-50 amino acids of **SEQ. ID. NO.: 2** (e.g., 3, 4, 6, 8, 10, 12, 15, 20, 25, 30, 35, 40, 45, or 50 consecutive amino acids), nucleic acids encoding these molecules, vectors having said nucleic acids, and cells having said vectors, nucleic acids, or peptides. The NS3/4A nucleic acid, fragments thereof and corresponding peptides were found to be immunogenic. Accordingly, preferred embodiments include vaccine compositions and immunogen preparations comprising, consisting of, or consisting essentially of the HCV peptide of **SEQ. ID. NO.: 2** or fragments thereof (e.g., **SEQ. ID. NOs.: 14 and 15**) containing any number of consecutive amino acids between at least 3-50 amino acids of **SEQ. ID. NO.: 2** (e.g., 3, 4, 6, 8, 10, 12, 15, 20, 25, 30, 35, 40, 45, or 50 consecutive amino acids) or a nucleic acid encoding said peptide or fragments.

[0014] Mutants of the NS3/4A peptide were also created and were found to be immunogenic. Some mutants are truncated versions of the NS3/4A peptide (e.g., **SEQ. ID. NOs.: 12 and 13**) and others lack a proteolytic cleavage site (e.g., **SEQ. ID. NOs.: 3-11**). Other mutants have single amino acid substitutions throughout the protease domain of NS3 (e.g., **SEQ ID NOs.: 40-220**). These peptides (e.g., **SEQ. ID. NOs.: 3-13** and **SEQ ID NOs.: 40-220**) and fragments thereof containing any number of consecutive amino acids between at least 3-50 amino acids (e.g., 3, 4, 6, 8, 10, 12, 15, 20, 25, 30, 35, 40, 45, or 50 consecutive amino acids) of any one of **SEQ. ID. NOs.: 3-13** (e.g., **SEQ. ID. NOs.: 15-26**), or of **SEQ ID NOs: 40-220** wherein the fragment includes the mutation, nucleic acids encoding these molecules, vectors having said nucleic acids, and cells having said vectors, nucleic acids, or peptides are embodiments of the invention. A particularly preferred embodiment is a vaccine composition or immunogen preparation comprising, consisting of, or consisting essentially of at least one HCV peptide of **SEQ. ID. NOs.: 3-11** or a fragment thereof containing any number of consecutive amino acids between at least 3-50 amino acids (e.g., 3, 4, 6, 8, 10, 12, 15, 20, 25, 30, 35, 40, 45, or 50 consecutive amino acids) of any one of **SEQ. ID. NOs.: 3-11** (e.g., **SEQ. ID. NOs.: 16-26**) or a nucleic acid encoding said peptides or fragments.

[0015] Additional embodiments include a NS3/4A encoding nucleic acid or corresponding peptide, which comprise a sequence that was optimized for codons most frequently used in humans. The nucleic acid sequence of the codon-optimized NS3/4A nucleic acid sequence (coNS3/4A) is provided in **SEQ. ID. NO.: 35**, whereas the peptide encoded by said nucleic acid sequence is provided in **SEQ. ID. NO.: 36**. This nucleic acid and corresponding NS3/4A peptide do not correspond to any known HCV sequence or genome. The codon-optimized NS3/4A encoding nucleic acid was found to be only 79% homologous, within the region of nucleotide positions 3417-5475, to HCV-1 and contained a total of 433 different nucleotides. The NS3/4A peptide encoded by the codon-optimized nucleic acid sequence was only 98% homologous to HCV-1 and contained a total of 15 different amino acids. The codon

optimized nucleic acid was found to generate a higher expression level of NS3 and was found to be more immunogenic, with respect to both humoral and cellular responses, as compared to the native NS3/4A gene.

[0016] Transient transfections of human HepG2 cells showed that the coNS3/4A gene gave 11-fold higher levels of NS3 as compared to the wtNS3/4A gene when using the CMV promoter. It was also shown that the presence of NS4A enhances expression by Semliki Forest virus (SFV). The wild-type NS3/4A containing SFV constructs were made by isolating the wtNS3/4A gene by polymerase chain reaction as a *SpeI-BstBI* fragment, which was inserted into the *SpeI-BstBI* site of pSFV10Enh containing a 34 amino acid long translational enhancer sequence of capsid followed by the FMDV2a cleavage peptide. Packaging of recombinant RNA into rSFV particles was done using a two-helper RNA system. Both codon optimization and the mRNA amplification mediated by SFV replicase resulted in an improved immunogenicity as evidenced by higher levels of NS3-specific antibodies. This improved immunogenicity also resulted in a more rapid priming of cytotoxic T lymphocytes (CTLs). Since HCV is a non-cytolytic virus, the functionality of the primed CTL responses was evaluated by an *in vivo* challenge with NS3/4A-expressing syngeneic tumor cells. The priming of a tumor protective immunity required an endogenous production of the immunogen and CD8+ CTLs, but was independent of B and CD4+ T cells. This model confirmed the more rapid *in vivo* activation of an NS3/4A-specific tumor inhibiting immunity by codon optimization and mRNA amplification. Finally, therapeutic vaccination with the coNS3/4A gene using gene gun six to 12 days after injection of tumors, significantly reduced the tumor growth *in vivo*. Codon optimization and mRNA amplification effectively enhances the overall immunogenicity of NS3/4A. Thus, either, or both, of these approaches are preferred in an NS3/4A-based HCV genetic vaccine.

[0017] Other mutants of the NS3/NS4A peptide were created. Some mutants are truncated versions of the NS3/4A peptide (e.g., SEQ. ID. NOs.: 12 and 13) and others lack a proteolytic cleavage site (e.g., SEQ. ID. NOs.: 3-11). These peptides (e.g., SEQ. ID. NOs.: 3-13) and fragments thereof containing any number of consecutive amino acids between at least 3-50 amino acids (e.g., 3, 4, 6, 8, 10, 12, 15, 20, 25, 30, 35, 40, 45, or 50 consecutive amino acids) of any one of SEQ. ID. NOs.: 3-13 (e.g., SEQ. ID. NOs.: 15-26), nucleic acids encoding these molecules, vectors having said nucleic acids, and cells having said vectors, nucleic acids, or peptides are embodiments of the invention. A particularly preferred embodiment is a vaccine composition or immunogen preparation comprising, consisting of, or consisting essentially of at least one HCV peptide of SEQ. ID. NOs.: 3-11 or a fragment thereof containing any number of consecutive amino acids between at least 3-50 amino acids (e.g., 3, 4, 6, 8, 10, 12, 15, 20, 25, 30, 35, 40, 45, or 50 consecutive amino acids) of any one of SEQ. ID. NOs.: 3-11 (e.g., SEQ. ID. NOs.: 16-26) or a nucleic acid encoding said peptides or fragments.

[0018] Yet other mutants of the NS3/4A peptide were also created, and were found to have altered protease activity (e.g., SEQ ID NOs: 40-220). For example, some mutants have an alanine substitution or a glycine substitution in the NS3 protease domain that abolishes, reduces, enhances, or greatly enhances the protease activity. Another preferred embodiment is a vaccine composition or immunogen preparation comprising, consisting of, or consisting essentially of at least one HCV peptide of SEQ ID NO: 40, SEQ ID NO: 41, SEQ ID NO: 42, SEQ ID NO: 43, SEQ ID NO: 44, SEQ ID NO: 45, SEQ ID NO: 46, SEQ ID NO: 47, SEQ ID NO: 48, SEQ ID NO: 49, SEQ ID NO: 50, SEQ ID NO: 51, SEQ ID NO: 52, SEQ ID NO: 53, SEQ ID NO: 54, SEQ ID NO: 55, SEQ ID NO: 56, SEQ ID NO: 57, SEQ ID NO: 58, SEQ ID NO: 59, SEQ ID NO: 60, SEQ ID NO: 61, SEQ ID NO: 62, SEQ ID NO: 63, SEQ ID NO: 64, SEQ ID NO: 65, SEQ ID NO: 66, SEQ ID NO: 67, SEQ ID NO: 68, SEQ ID NO: 69, SEQ ID NO: 70, SEQ ID NO: 71, SEQ ID NO: 72, SEQ ID NO: 73, SEQ ID NO: 74, SEQ ID NO: 75, SEQ ID NO: 76, SEQ ID NO: 77, SEQ ID NO: 78, SEQ ID NO: 79, SEQ ID NO: 80, SEQ ID NO: 81, SEQ ID NO: 82, SEQ ID NO: 83, SEQ ID NO: 84, SEQ ID NO: 85, SEQ ID NO: 86, SEQ ID NO: 87, SEQ ID NO: 88, SEQ ID NO: 89, SEQ ID NO: 90, SEQ ID NO: 91, SEQ ID NO: 92, SEQ ID NO: 93, SEQ ID NO: 94, SEQ ID NO: 95, SEQ ID NO: 96, SEQ ID NO: 97, SEQ ID NO: 98, SEQ ID NO: 99, SEQ ID NO: 100, SEQ ID NO: 101, SEQ ID NO: 102, SEQ ID NO: 103, SEQ ID NO: 104, SEQ ID NO: 105, SEQ ID NO: 106, SEQ ID NO: 107, SEQ ID NO: 108, SEQ ID NO: 109, SEQ ID NO: 110, SEQ ID NO: 111, SEQ ID NO: 112, SEQ ID NO: 113, SEQ ID NO: 114, SEQ ID NO: 115, SEQ ID NO: 116, SEQ ID NO: 117, SEQ ID NO: 118, SEQ ID NO: 119, SEQ ID NO: 120, SEQ ID NO: 121, SEQ ID NO: 122, SEQ ID NO: 123, SEQ ID NO: 124, SEQ ID NO: 125, SEQ ID NO: 126, SEQ ID NO: 127, SEQ ID NO: 128, SEQ ID NO: 129, SEQ ID NO: 130, SEQ ID NO: 131, SEQ ID NO: 132, SEQ ID NO: 133, SEQ ID NO: 134, SEQ ID NO: 135, SEQ ID NO: 136, SEQ ID NO: 137, SEQ ID NO: 138, SEQ ID NO: 139, SEQ ID NO: 140, SEQ ID NO: 141, SEQ ID NO: 142, SEQ ID NO: 143, SEQ ID NO: 144, SEQ ID NO: 145, SEQ ID NO: 146, SEQ ID NO: 147, SEQ ID NO: 148, SEQ ID NO: 149, SEQ ID NO: 150, SEQ ID NO: 151, SEQ ID NO: 152, SEQ ID NO: 153, SEQ ID NO: 154, SEQ ID NO: 155, SEQ ID NO: 156, SEQ ID NO: 157, SEQ ID NO: 158, SEQ ID NO: 159, SEQ ID NO: 160, SEQ ID NO: 161, SEQ ID NO: 162, SEQ ID NO: 163, SEQ ID NO: 164, SEQ ID NO: 165, SEQ ID NO: 166, SEQ ID NO: 167, SEQ ID NO: 168, SEQ ID NO: 169, SEQ ID NO: 170, SEQ ID NO: 171, SEQ ID NO: 172, SEQ ID NO: 173, SEQ ID NO: 174, SEQ ID NO: 175, SEQ ID NO: 176, SEQ ID NO: 177, SEQ ID NO: 178, SEQ ID NO: 179, SEQ ID NO: 180, SEQ ID NO: 181, SEQ ID NO: 182, SEQ ID NO: 183, SEQ ID NO: 184, SEQ ID NO: 185, SEQ ID NO: 186, SEQ ID NO: 187, SEQ ID NO: 188, SEQ ID NO: 189, SEQ ID NO: 190, SEQ ID NO: 191, SEQ ID NO: 192, SEQ ID NO: 193, SEQ ID NO: 194, SEQ ID NO: 195, SEQ ID NO: 196,

SEQ ID NO: 197, SEQ ID NO: 198, SEQ ID NO: 199, SEQ ID NO: 200, SEQ ID NO: 201, SEQ ID NO: 202, SEQ ID NO: 203, SEQ ID NO: 204, SEQ ID NO: 205, SEQ ID NO: 206, SEQ ID NO: 207, SEQ ID NO: 208, SEQ ID NO: 209, SEQ ID NO: 210, SEQ ID NO: 211, SEQ ID NO: 212, SEQ ID NO: 213, SEQ ID NO: 214, SEQ ID NO: 215, SEQ ID NO: 216, SEQ ID NO: 217, SEQ ID NO: 218, SEQ ID NO: 219, or SEQ ID NO: 220, or a fragment thereof containing any number of consecutive amino acids between at least 3-50 amino acids (e.g., 3, 4, 6, 8, 10, 12, 15, 20, 25, 30, 35, 40, 45, or 50 consecutive amino acids) wherein said fragment includes the mutation present in the NS3 protease domain, or a nucleic acid encoding said peptides or fragments. These peptides (e.g., SEQ. ID. NOs.: 40-220) and fragments thereof containing any number of consecutive amino acids between at least 3-50 amino acids (e.g., 3, 4, 6, 8, 10, 12, 15, 20, 25, 30, 35, 40, 45, or 50 consecutive amino acids) of any one of SEQ. ID. NOs.: 40-220, nucleic acids encoding these molecules, vectors having said nucleic acids, and cells having said vectors, nucleic acids, or peptides are embodiments of the invention.

[0019] Aspects of the present invention include compositions that comprise, consist, or consist essentially of the nucleic acid sequence provided by the sequence of SEQ. ID. NO.: 35 and/or the peptide sequence provided by the sequence of SEQ. ID. NO.: 36. Preferred embodiments, for example, include compositions that comprise, consist or consist essentially of any number of consecutive nucleotides between at least 12- 2112 nucleotides of SEQ. ID. NO.: 35 or a complement thereof (e.g., 12-15, 15-20, 20-30, 30-50, 50-100, 100-200, 200-500, 500-1000, 1000-1500, 1500-2079, or 1500-2112 consecutive nucleotides). Preferred embodiments also include compositions that comprise, consist or consist essentially of any number of consecutive nucleotides between at least 12- 2112 nucleotides of SEQ. ID. NO.: 35 or a complement thereof (e.g., at least 3, 4, 6, 8, 10, 12, 15, 20, 30, 40, 50, 60, 70, 80, 90, or 100 consecutive nucleotides acids of SEQ. ID. NO.: 35). Additional embodiments include nucleic acids that comprise, consist, or consist essentially of a sequence that encodes SEQ. ID. NO.: 36 or a fragment thereof, that is, any number of consecutive amino acids between at least 3-50 amino acids of SEQ. ID. NO.: 36 (e.g., 3, 4, 6, 8, 10, 12, 15, 20, 25, 30, 35, 40, 45, or 50 consecutive amino acids). Still more embodiments include peptides that comprises, consist, or consist essentially of the sequence of SEQ. ID. NO.: 36 or a fragment thereof, that is, any number of consecutive amino acids between at least 3-50 amino acids of SEQ. ID. NO.: 36 (e.g., 3, 4, 6, 8, 10, 12, 15, 20, 25, 30, 35, 40, 45, or 50 consecutive amino acids).

[0020] Other preferred embodiments include compositions that comprise, consist, or consist essentially of any number of consecutive nucleotides between at least 12-2112 nucleotides that encode the polypeptides of SEQ ID NO: 40, SEQ ID NO: 41, SEQ ID NO: 42, SEQ ID NO:43, SEQ ID NO: 44, SEQ ID NO: 45, SEQ ID NO: 46, SEQ ID NO: 47, SEQ ID NO:48, SEQ ID NO: 49, SEQ ID NO: 50, SEQ ID NO: 51, SEQ ID NO: 52, SEQ ID NO; 53,



SEQ ID NO: 54, SEQ ID NO: 55, SEQ ID NO: 56, SEQ ID NO: 57, SEQ ID NO: 58, SEQ ID NO: 59, SEQ ID NO: 60, SEQ ID NO: 61, SEQ ID NO: 62, SEQ ID NO: 63, SEQ ID NO: 64, SEQ ID NO: 65, SEQ ID NO: 66, SEQ ID NO: 67, SEQ ID NO: 68, SEQ ID NO: 69, SEQ ID NO: 70, SEQ ID NO: 71, SEQ ID NO: 72, SEQ ID NO: 73, SEQ ID NO: 74, SEQ ID NO: 75, SEQ ID NO: 76, SEQ ID NO: 77, SEQ ID NO: 78, SEQ ID NO: 79, SEQ ID NO: 80, SEQ ID NO: 81, SEQ ID NO: 82, SEQ ID NO: 83, SEQ ID NO: 84, SEQ ID NO: 85, SEQ ID NO: 86, SEQ ID NO: 87, SEQ ID NO: 88, SEQ ID NO: 89, SEQ ID NO: 90, SEQ ID NO: 91, SEQ ID NO: 92, SEQ ID NO: 93, SEQ ID NO: 94, SEQ ID NO: 95, SEQ ID NO: 96, SEQ ID NO: 97, SEQ ID NO: 98, SEQ ID NO: 99, SEQ ID NO: 100, SEQ ID NO: 101, SEQ ID NO: 102, SEQ ID NO: 103, SEQ ID NO: 104, SEQ ID NO: 105, SEQ ID NO: 106, SEQ ID NO: 107, SEQ ID NO: 108, SEQ ID NO: 109, SEQ ID NO: 110, SEQ ID NO: 111, SEQ ID NO: 112, SEQ ID NO: 113, SEQ ID NO: 114, SEQ ID NO: 115, SEQ ID NO: 116, SEQ ID NO: 117, SEQ ID NO: 118, SEQ ID NO: 119, SEQ ID NO: 120, SEQ ID NO: 121, SEQ ID NO: 122, SEQ ID NO: 123, SEQ ID NO: 124, SEQ ID NO: 125, SEQ ID NO: 126, SEQ ID NO: 127, SEQ ID NO: 128, SEQ ID NO: 129, SEQ ID NO: 130, SEQ ID NO: 131, SEQ ID NO: 132, SEQ ID NO: 133, SEQ ID NO: 134, SEQ ID NO: 135, SEQ ID NO: 136, SEQ ID NO: 137, SEQ ID NO: 138, SEQ ID NO: 139, SEQ ID NO: 140, SEQ ID NO: 141, SEQ ID NO: 142, SEQ ID NO: 143, SEQ ID NO: 144, SEQ ID NO: 145, SEQ ID NO: 146, SEQ ID NO: 147, SEQ ID NO: 148, SEQ ID NO: 149, SEQ ID NO: 150, SEQ ID NO: 151, SEQ ID NO: 152, SEQ ID NO: 153, SEQ ID NO: 154, SEQ ID NO: 155, SEQ ID NO: 156, SEQ ID NO: 157, SEQ ID NO: 158, SEQ ID NO: 159, SEQ ID NO: 160, SEQ ID NO: 161, SEQ ID NO: 162, SEQ ID NO: 163, SEQ ID NO: 164, SEQ ID NO: 165, SEQ ID NO: 166, SEQ ID NO: 167, SEQ ID NO: 168, SEQ ID NO: 169, SEQ ID NO: 170, SEQ ID NO: 171, SEQ ID NO: 172, SEQ ID NO: 173, SEQ ID NO: 174, SEQ ID NO: 175, SEQ ID NO: 176, SEQ ID NO: 177, SEQ ID NO: 178, SEQ ID NO: 179, SEQ ID NO: 180, SEQ ID NO: 181, SEQ ID NO: 182, SEQ ID NO: 183, SEQ ID NO: 184, SEQ ID NO: 185, SEQ ID NO: 186, SEQ ID NO: 187, SEQ ID NO: 188, SEQ ID NO: 189, SEQ ID NO: 190, SEQ ID NO: 191, SEQ ID NO: 192, SEQ ID NO: 193, SEQ ID NO: 194, SEQ ID NO: 195, SEQ ID NO: 196, SEQ ID NO: 197, SEQ ID NO: 198, SEQ ID NO: 199, SEQ ID NO: 200, SEQ ID NO: 201, SEQ ID NO: 202, SEQ ID NO: 203, SEQ ID NO: 204, SEQ ID NO: 205, SEQ ID NO: 206, SEQ ID NO: 207, SEQ ID NO: 208, SEQ ID NO: 209, SEQ ID NO: 210, SEQ ID NO: 211, SEQ ID NO: 212, SEQ ID NO: 213, SEQ ID NO: 214, SEQ ID NO: 215, SEQ ID NO: 216, SEQ ID NO: 217, SEQ ID NO: 218, SEQ ID NO: 219, or SEQ ID NO: 220, wherein the nucleic acid includes the coding sequence for the mutation in the NS3 protease domain of the above NS3/NS4A polypeptides, or a complement thereof, (e.g., 12-15, 15-20, 20-30, 30-50, 50-

100, 100-200, 200-500, 500-1000, 1000-1500, 1500-2079, or 1500-2112 consecutive nucleotides).

[0021] Methods of making and using the compositions described herein are also provided. In addition to methods of making the embodied nucleic acids and peptides, other embodiments include methods of making immunogens and/or vaccine compositions that can be used to treat or prevent HCV infection. Some methods are practiced, for example, by mixing an adjuvant with a peptide or nucleic acid antigen (e.g., an HCV peptide or HCV nucleic acid), as described above, so as to formulate a single composition (e.g., a vaccine composition). Preferred methods involve the mixing of ribavirin with an HCV gene or antigen disclosed herein.

[0022] Preferred methods of using the compositions described herein involve providing an animal in need of an immune response to HCV with a sufficient amount of one or more of the nucleic acid or peptide embodiments described herein. By one approach, for example, an animal in need of an immune response to HCV (e.g., an animal at risk or already infected with HCV, such as a human) is identified and said animal is provided an amount of NS3/4A (SEQ. ID. NO.: 2 or SEQ. ID. NO.: 36), a mutant NS3/4A (SEQ. ID. NOS.: 3-13), a fragment thereof (e.g., SEQ. ID. NOS.: 14-26) or a nucleic acid encoding said molecules that is effective to enhance or facilitate an immune response to the hepatitis viral antigen. Additional methods are practiced by identifying an animal in need of a potent immune response to HCV and providing said animal a composition comprising a peptide comprising an antigen or epitope present on SEQ. ID. NOS.: 2-27 or SEQ. ID. NO.: 36 or a nucleic acid encoding said peptides. Particularly preferred methods involve the identification of an animal in need of an immune response to HCV and providing said animal a composition comprising an amount of HCV antigen (e.g., NS3/4A (SEQ. ID. NO.: 2 or SEQ. ID. NO.: 36)), mutant NS3/4A (SEQ. ID. NOS.: 3-13), a fragment thereof containing any number of consecutive amino acids between at least 3-50 amino acids (e.g., 3, 4, 6, 8, 10, 12, 15, 20, 25, 30, 35, 40, 45, or 50 consecutive amino acids) of SEQ. ID. NO.: 2 or SEQ. ID. NO.: 36 (e.g., SEQ. ID. NOS.: 14-26) or a nucleic acid encoding one or more of these molecules that is sufficient to enhance or facilitate an immune response to said antigen. In some embodiments, the composition described above also contains an amount of ribavirin that provides an adjuvant effect.

[0023] Other approaches concern identifying an animal in need of an immune response to HCV and providing an amount of NS3/4A polypeptides with altered protease activity, or mutations in the NS3 protease domain (e.g., SEQ. ID. NO SEQ ID NO: 40, SEQ ID NO: 41, SEQ ID NO: 42, SEQ ID NO:43, SEQ ID NO: 44, SEQ ID NO: 45, SEQ ID NO: 46, SEQ ID NO: 47, SEQ ID NO:48, SEQ ID NO: 49, SEQ ID NO: 50, SEQ ID NO: 51, SEQ ID NO: 52, SEQ ID NO; 53, SEQ ID NO: 54, SEQ ID NO: 55, SEQ ID NO: 56, SEQ ID NO: 57, SEQ ID NO: 58, SEQ ID NO: 59, SEQ ID NO: 60, SEQ ID NO; 61, SEQ ID NO: 62, SEQ ID NO:

63, SEQ ID NO: 64, SEQ ID NO: 65, SEQ ID NO: 66, SEQ ID NO: 67, SEQ ID NO: 68, SEQ ID NO: 69, SEQ ID NO: 70, SEQ ID NO: 71, SEQ ID NO: 72, SEQ ID NO: 73, SEQ ID NO: 74, SEQ ID NO: 75, SEQ ID NO: 76, SEQ ID NO: 77, SEQ ID NO: 78, SEQ ID NO: 79, SEQ ID NO: 80, SEQ ID NO: 81, SEQ ID NO: 82, SEQ ID NO: 83, SEQ ID NO: 84, SEQ ID NO: 85, SEQ ID NO: 86, SEQ ID NO: 87, SEQ ID NO: 88, SEQ ID NO: 89, SEQ ID NO: 90, SEQ ID NO: 91, SEQ ID NO: 92, SEQ ID NO: 93, SEQ ID NO: 94, SEQ ID NO: 95, SEQ ID NO: 96, SEQ ID NO: 97, SEQ ID NO: 98, SEQ ID NO: 99, SEQ ID NO: 100, SEQ ID NO: 101, SEQ ID NO: 102, SEQ ID NO: 103, SEQ ID NO: 104, SEQ ID NO: 105, SEQ ID NO: 106, SEQ ID NO: 107, SEQ ID NO: 108, SEQ ID NO: 109, SEQ ID NO: 110, SEQ ID NO: 111, SEQ ID NO: 112, SEQ ID NO: 113, SEQ ID NO: 114, SEQ ID NO: 115, SEQ ID NO: 116, SEQ ID NO: 117, SEQ ID NO: 118, SEQ ID NO: 119, SEQ ID NO: 120, SEQ ID NO: 121, SEQ ID NO: 122, SEQ ID NO: 123, SEQ ID NO: 124, SEQ ID NO: 125, SEQ ID NO: 126, SEQ ID NO: 127, SEQ ID NO: 128, SEQ ID NO: 129, SEQ ID NO: 130, SEQ ID NO: 131, SEQ ID NO: 132, SEQ ID NO: 133, SEQ ID NO: 134, SEQ ID NO: 135, SEQ ID NO: 136, SEQ ID NO: 137, SEQ ID NO: 138, SEQ ID NO: 139, SEQ ID NO: 140, SEQ ID NO: 141, SEQ ID NO: 142, SEQ ID NO: 143, SEQ ID NO: 144, SEQ ID NO: 145, SEQ ID NO: 146, SEQ ID NO: 147, SEQ ID NO: 148, SEQ ID NO: 149, SEQ ID NO: 150, SEQ ID NO: 151, SEQ ID NO: 152, SEQ ID NO: 153, SEQ ID NO: 154, SEQ ID NO: 155, SEQ ID NO: 156, SEQ ID NO: 157, SEQ ID NO: 158, SEQ ID NO: 159, SEQ ID NO: 160, SEQ ID NO: 161, SEQ ID NO: 162, SEQ ID NO: 163, SEQ ID NO: 164, SEQ ID NO: 165, SEQ ID NO: 166, SEQ ID NO: 167, SEQ ID NO: 168, SEQ ID NO: 169, SEQ ID NO: 170, SEQ ID NO: 171, SEQ ID NO: 172, SEQ ID NO: 173, SEQ ID NO: 174, SEQ ID NO: 175, SEQ ID NO: 176, SEQ ID NO: 177, SEQ ID NO: 178, SEQ ID NO: 179, SEQ ID NO: 180, SEQ ID NO: 181, SEQ ID NO: 182, SEQ ID NO: 183, SEQ ID NO: 184, SEQ ID NO: 185, SEQ ID NO: 186, SEQ ID NO: 187, SEQ ID NO: 188, SEQ ID NO: 189, SEQ ID NO: 190, SEQ ID NO: 191, SEQ ID NO: 192, SEQ ID NO: 193, SEQ ID NO: 194, SEQ ID NO: 195, SEQ ID NO: 196, SEQ ID NO: 197, SEQ ID NO: 198, SEQ ID NO: 199, SEQ ID NO: 200, SEQ ID NO: 201, SEQ ID NO: 202, SEQ ID NO: 203, SEQ ID NO: 204, SEQ ID NO: 205, SEQ ID NO: 206, SEQ ID NO: 207, SEQ ID NO: 208, SEQ ID NO: 209, SEQ ID NO: 210, SEQ ID NO: 211, SEQ ID NO: 212, SEQ ID NO: 213, SEQ ID NO: 214, SEQ ID NO: 215, SEQ ID NO: 216, SEQ ID NO: 217, SEQ ID NO: 218, SEQ ID NO: 219, or SEQ ID NO: 220, a fragment thereof, or a nucleic acid encoding said molecules that is effective to enhance or facilitate an immune response to the hepatitis viral antigen. Additional methods are practiced by identifying an animal in need of a potent immune response to HCV and providing said animal a composition comprising a peptide comprising an antigen or epitope present on SEQ. ID. NO SEQ ID NO: 40, SEQ ID NO: 41, SEQ ID NO: 42, SEQ ID NO: 43, SEQ ID NO: 44, SEQ ID

NO: 45, SEQ ID NO: 46, SEQ ID NO: 47, SEQ ID NO:48, SEQ ID NO: 49, SEQ ID NO: 50, SEQ ID NO: 51, SEQ ID NO: 52, SEQ ID NO; 53, SEQ ID NO: 54, SEQ ID NO: 55, SEQ ID NO: 56, SEQ ID NO: 57, SEQ ID NO: 58, SEQ ID NO: 59, SEQ ID NO: 60, SEQ ID NO; 61, SEQ ID NO: 62, SEQ ID NO: 63, SEQ ID NO: 64, SEQ ID NO: 65, SEQ ID NO: 66, SEQ ID NO: 67, SEQ ID NO: 68, SEQ ID NO: 69, SEQ ID NO: 70, SEQ ID NO: 71, SEQ ID NO: 72, SEQ ID NO: 73, SEQ ID NO: 74, SEQ ID NO: 75, SEQ ID NO: 76, SEQ ID NO: 77, SEQ ID NO: 78, SEQ ID NO: 79, SEQ ID NO: 80, SEQ ID NO: 81, SEQ ID NO: 82, SEQ ID NO: 83, SEQ ID NO: 84, SEQ ID NO: 85, SEQ ID NO: 86, SEQ ID NO: 87, SEQ ID NO: 88, SEQ ID NO: 89, SEQ ID NO: 90, SEQ ID NO: 91, SEQ ID NO: 92, SEQ ID NO: 93, SEQ ID NO: 94, SEQ ID NO: 95, SEQ ID NO: 96, SEQ ID NO: 97, SEQ ID NO: 98, SEQ ID NO: 99, SEQ ID NO: 100, SEQ ID NO: 101, SEQ ID NO: 102, SEQ ID NO: 103, SEQ ID NO: 104, SEQ ID NO: 105, SEQ ID NO: 106, SEQ ID NO: 107, SEQ ID NO: 108, SEQ ID NO: 109, SEQ ID NO: 110, SEQ ID NO: 111, SEQ ID NO: 112, SEQ ID NO: 113, SEQ ID NO: 114, SEQ ID NO: 115, SEQ ID NO: 116, SEQ ID NO: 117, SEQ ID NO: 118, SEQ ID NO: 119, SEQ ID NO: 120, SEQ ID NO: 121, SEQ ID NO: 122, SEQ ID NO: 123, SEQ ID NO: 124, SEQ ID NO: 125, SEQ ID NO: 126, SEQ ID NO: 127, SEQ ID NO: 128, SEQ ID NO: 129, SEQ ID NO: 130, SEQ ID NO: 131, SEQ ID NO: 132, SEQ ID NO: 133, SEQ ID NO: 134, SEQ ID NO: 135, SEQ ID NO: 136, SEQ ID NO: 137, SEQ ID NO: 138, SEQ ID NO: 139, SEQ ID NO: 140, SEQ ID NO: 141, SEQ ID NO: 142, SEQ ID NO: 143, SEQ ID NO: 144, SEQ ID NO: 145, SEQ ID NO: 146, SEQ ID NO: 147, SEQ ID NO: 148, SEQ ID NO: 149, SEQ ID NO: 150, SEQ ID NO: 151, SEQ ID NO: 152, SEQ ID NO: 153, SEQ ID NO: 154, SEQ ID NO: 155, SEQ ID NO: 156, SEQ ID NO: 157, SEQ ID NO: 158, SEQ ID NO: 159, SEQ ID NO: 160, SEQ ID NO: 161, SEQ ID NO: 162, SEQ ID NO: 163, SEQ ID NO: 164, SEQ ID NO: 165, SEQ ID NO: 166, SEQ ID NO: 167, SEQ ID NO: 168, SEQ ID NO: 169, SEQ ID NO: 170, SEQ ID NO: 171, SEQ ID NO: 172, SEQ ID NO: 173, SEQ ID NO: 174, SEQ ID NO: 175, SEQ ID NO: 176, SEQ ID NO: 177, SEQ ID NO: 178, SEQ ID NO: 179, SEQ ID NO: 180, SEQ ID NO: 181, SEQ ID NO: 182, SEQ ID NO: 183, SEQ ID NO: 184, SEQ ID NO: 185, SEQ ID NO: 186, SEQ ID NO: 187, SEQ ID NO: 188, SEQ ID NO: 189, SEQ ID NO: 190, SEQ ID NO: 191, SEQ ID NO: 192, SEQ ID NO: 193, SEQ ID NO: 194, SEQ ID NO: 195, SEQ ID NO: 196, SEQ ID NO: 197, SEQ ID NO: 198, SEQ ID NO: 199, SEQ ID NO: 200, SEQ ID NO: 201, SEQ ID NO: 202, SEQ ID NO: 203, SEQ ID NO: 204, SEQ ID NO: 205, SEQ ID NO: 206, SEQ ID NO: 207, SEQ ID NO: 208, SEQ ID NO: 209, SEQ ID NO: 210, SEQ ID NO: 211, SEQ ID NO: 212, SEQ ID NO: 213, SEQ ID NO: 214, SEQ ID NO: 215, SEQ ID NO: 216, SEQ ID NO: 217, SEQ ID NO: 218, SEQ ID NO: 219, or SEQ ID NO: 220 or a nucleic acid encoding said peptides. Particularly preferred methods involve the identification of an animal in need of an immune response to HCV

and providing said animal a composition comprising an amount of HCV antigen (e.g. SEQ. ID. NO SEQ ID NO: 40, SEQ ID NO: 41, SEQ ID NO: 42, SEQ ID NO:43, SEQ ID NO: 44, SEQ ID NO: 45, SEQ ID NO: 46, SEQ ID NO: 47, SEQ ID NO:48, SEQ ID NO: 49, SEQ ID NO: 50, SEQ ID NO: 51, SEQ ID NO: 52, SEQ ID NO; 53, SEQ ID NO: 54, SEQ ID NO: 55, SEQ ID NO: 56, SEQ ID NO: 57, SEQ ID NO: 58, SEQ ID NO: 59, SEQ ID NO: 60, SEQ ID NO; 61, SEQ ID NO: 62, SEQ ID NO: 63, SEQ ID NO: 64, SEQ ID NO: 65, SEQ ID NO: 66, SEQ ID NO: 67, SEQ ID NO: 68, SEQ ID NO: 69, SEQ ID NO: 70, SEQ ID NO: 71, SEQ ID NO: 72, SEQ ID NO: 73, SEQ ID NO: 74, SEQ ID NO: 75, SEQ ID NO: 76, SEQ ID NO: 77, SEQ ID NO: 78, SEQ ID NO: 79, SEQ ID NO: 80, SEQ ID NO: 81, SEQ ID NO: 82, SEQ ID NO: 83, SEQ ID NO: 84, SEQ ID NO: 85, SEQ ID NO: 86, SEQ ID NO: 87, SEQ ID NO: 88, SEQ ID NO: 89, SEQ ID NO: 90, SEQ ID NO: 91, SEQ ID NO: 92, SEQ ID NO: 93, SEQ ID NO: 94, SEQ ID NO: 95, SEQ ID NO: 96, SEQ ID NO: 97, SEQ ID NO: 98, SEQ ID NO: 99, SEQ ID NO: 100, SEQ ID NO: 101, SEQ ID NO: 102, SEQ ID NO: 103, SEQ ID NO: 104, SEQ ID NO: 105, SEQ ID NO: 106, SEQ ID NO: 107, SEQ ID NO: 108, SEQ ID NO: 109, SEQ ID NO: 110, SEQ ID NO: 111, SEQ ID NO: 112, SEQ ID NO: 113, SEQ ID NO: 114, SEQ ID NO: 115, SEQ ID NO: 116, SEQ ID NO: 117, SEQ ID NO: 118, SEQ ID NO: 119, SEQ ID NO: 120, SEQ ID NO: 121, SEQ ID NO: 122, SEQ ID NO: 123, SEQ ID NO: 124, SEQ ID NO: 125, SEQ ID NO: 126, SEQ ID NO: 127, SEQ ID NO: 128, SEQ ID NO: 129, SEQ ID NO: 130, SEQ ID NO: 131, SEQ ID NO: 132, SEQ ID NO: 133, SEQ ID NO: 134, SEQ ID NO: 135, SEQ ID NO: 136, SEQ ID NO: 137, SEQ ID NO: 138, SEQ ID NO: 139, SEQ ID NO: 140, SEQ ID NO: 141, SEQ ID NO: 142, SEQ ID NO: 143, SEQ ID NO: 144, SEQ ID NO: 145, SEQ ID NO: 146, SEQ ID NO: 147, SEQ ID NO: 148, SEQ ID NO: 149, SEQ ID NO: 150, SEQ ID NO: 151, SEQ ID NO: 152, SEQ ID NO: 153, SEQ ID NO: 154, SEQ ID NO: 155, SEQ ID NO: 156, SEQ ID NO: 157, SEQ ID NO: 158, SEQ ID NO: 159, SEQ ID NO: 160, SEQ ID NO: 161, SEQ ID NO: 162, SEQ ID NO: 163, SEQ ID NO: 164, SEQ ID NO: 165, SEQ ID NO: 166, SEQ ID NO: 167, SEQ ID NO: 168, SEQ ID NO: 169, SEQ ID NO: 170, SEQ ID NO: 171, SEQ ID NO: 172, SEQ ID NO: 173, SEQ ID NO: 174, SEQ ID NO: 175, SEQ ID NO: 176, SEQ ID NO: 177, SEQ ID NO: 178, SEQ ID NO: 179, SEQ ID NO: 180, SEQ ID NO: 181, SEQ ID NO: 182, SEQ ID NO: 183, SEQ ID NO: 184, SEQ ID NO: 185, SEQ ID NO: 186, SEQ ID NO: 187, SEQ ID NO: 188, SEQ ID NO: 189, SEQ ID NO: 190, SEQ ID NO: 191, SEQ ID NO: 192, SEQ ID NO: 193, SEQ ID NO: 194, SEQ ID NO: 195, SEQ ID NO: 196, SEQ ID NO: 197, SEQ ID NO: 198, SEQ ID NO: 199, SEQ ID NO: 200, SEQ ID NO: 201, SEQ ID NO: 202, SEQ ID NO: 203, SEQ ID NO: 204, SEQ ID NO: 205, SEQ ID NO: 206, SEQ ID NO: 207, SEQ ID NO: 208, SEQ ID NO: 209, SEQ ID NO: 210, SEQ ID NO: 211, SEQ ID NO: 212, SEQ ID NO: 213, SEQ ID NO: 214, SEQ ID NO: 215, SEQ ID NO: 216, SEQ ID NO: 217, SEQ ID

**NO: 218, SEQ ID NO: 219, SEQ ID NO: 220**), a fragment thereof containing any number of consecutive amino acids between at least 3-50 amino acids, wherein the fragment includes the mutation in the NS3 protease domain, (e.g., 3, 4, 6, 8, 10, 12, 15, 20, 25, 30, 35, 40, 45, or 50 consecutive amino acids), or a nucleic acid encoding one or more of these molecules that is sufficient to enhance or facilitate an immune response to said antigen. In some embodiments, the composition described above also contains an amount of ribavirin that provides an adjuvant effect.

**[0024]** In still more embodiments, for example, a gene gun is used to administer an HCV nucleic acid described herein (e.g., **SEQ. ID. NO.: 35** or fragment thereof, as described above) to a mammalian subject in need of an immune response to HCV. In some embodiments, an amount of ribavirin is mixed with the DNA immunogen prior to delivery with the gene gun. In other embodiments, the DNA immunogen is provided by gene gun shortly before or after administration of ribavirin at or near the same site of DNA inoculation. For example, in some embodiments, a gene gun or a transdermal delivery system is used to administer HCV nucleic acids including nucleic acids encoding the NS3/NS4A polypeptides with altered protease activity. Accordingly, a gene gun or a transdermal delivery system is used to deliver nucleotides encoding the NS3/NS4A polypeptides of **SEQ ID NO: 40, SEQ ID NO: 41, SEQ ID NO: 42, SEQ ID NO:43, SEQ ID NO: 44, SEQ ID NO: 45, SEQ ID NO: 46, SEQ ID NO: 47, SEQ ID NO:48, SEQ ID NO: 49, SEQ ID NO: 50, SEQ ID NO: 51, SEQ ID NO: 52, SEQ ID NO; 53, SEQ ID NO: 54, SEQ ID NO: 55, SEQ ID NO: 56, SEQ ID NO: 57, SEQ ID NO: 58, SEQ ID NO: 59, SEQ ID NO: 60, SEQ ID NO; 61, SEQ ID NO: 62, SEQ ID NO: 63, SEQ ID NO: 64, SEQ ID NO: 65, SEQ ID NO: 66, SEQ ID NO: 67, SEQ ID NO: 68, SEQ ID NO: 69, SEQ ID NO: 70, SEQ ID NO: 71, SEQ ID NO: 72, SEQ ID NO: 73, SEQ ID NO: 74, SEQ ID NO: 75, SEQ ID NO: 76, SEQ ID NO: 77, SEQ ID NO: 78, SEQ ID NO: 79, SEQ ID NO: 80, SEQ ID NO: 81, SEQ ID NO: 82, SEQ ID NO: 83, SEQ ID NO: 84, SEQ ID NO: 85, SEQ ID NO: 86, SEQ ID NO: 87, SEQ ID NO: 88, SEQ ID NO: 89, SEQ ID NO: 90, SEQ ID NO: 91, SEQ ID NO: 92, SEQ ID NO: 93, SEQ ID NO: 94, SEQ ID NO: 95, SEQ ID NO: 96, SEQ ID NO: 97, SEQ ID NO: 98, SEQ ID NO: 99, SEQ ID NO: 100, SEQ ID NO: 101, SEQ ID NO: 102, SEQ ID NO: 103, SEQ ID NO: 104, SEQ ID NO: 105, SEQ ID NO: 106, SEQ ID NO: 107, SEQ ID NO: 108, SEQ ID NO: 109, SEQ ID NO: 110, SEQ ID NO: 111, SEQ ID NO: 112, SEQ ID NO: 113, SEQ ID NO: 114, SEQ ID NO: 115, SEQ ID NO: 116, SEQ ID NO: 117, SEQ ID NO: 118, SEQ ID NO: 119, SEQ ID NO: 120, SEQ ID NO: 121, SEQ ID NO: 122, SEQ ID NO: 123, SEQ ID NO: 124, SEQ ID NO: 125, SEQ ID NO: 126, SEQ ID NO: 127, SEQ ID NO: 128, SEQ ID NO: 129, SEQ ID NO: 130, SEQ ID NO: 131, SEQ ID NO: 132, SEQ ID NO: 133, SEQ ID NO: 134, SEQ ID NO: 135, SEQ ID NO: 136, SEQ ID NO: 137, SEQ ID NO: 138, SEQ ID NO: 139, SEQ ID NO: 140, SEQ ID NO: 141, SEQ**

**ID NO: 142, SEQ ID NO: 143, SEQ ID NO: 144, SEQ ID NO: 145, SEQ ID NO: 146, SEQ ID NO: 147, SEQ ID NO: 148, SEQ ID NO: 149, SEQ ID NO: 150, SEQ ID NO: 151, SEQ ID NO: 152, SEQ ID NO: 153, SEQ ID NO: 154, SEQ ID NO: 155, SEQ ID NO: 156, SEQ ID NO: 157, SEQ ID NO: 158, SEQ ID NO: 159, SEQ ID NO: 160, SEQ ID NO: 161, SEQ ID NO: 162, SEQ ID NO: 163, SEQ ID NO: 164, SEQ ID NO: 165, SEQ ID NO: 166, SEQ ID NO: 167, SEQ ID NO: 168, SEQ ID NO: 169, SEQ ID NO: 170, SEQ ID NO: 171, SEQ ID NO: 172, SEQ ID NO: 173, SEQ ID NO: 174, SEQ ID NO: 175, SEQ ID NO: 176, SEQ ID NO: 177, SEQ ID NO: 178, SEQ ID NO: 179, SEQ ID NO: 180, SEQ ID NO: 181, SEQ ID NO: 182, SEQ ID NO: 183, SEQ ID NO: 184, SEQ ID NO: 185, SEQ ID NO: 186, SEQ ID NO: 187, SEQ ID NO: 188, SEQ ID NO: 189, SEQ ID NO: 190, SEQ ID NO: 191, SEQ ID NO: 192, SEQ ID NO: 193, SEQ ID NO: 194, SEQ ID NO: 195, SEQ ID NO: 196, SEQ ID NO: 197, SEQ ID NO: 198, SEQ ID NO: 199, SEQ ID NO: 200, SEQ ID NO: 201, SEQ ID NO: 202, SEQ ID NO: 203, SEQ ID NO: 204, SEQ ID NO: 205, SEQ ID NO: 206, SEQ ID NO: 207, SEQ ID NO: 208, SEQ ID NO: 209, SEQ ID NO: 210, SEQ ID NO: 211, SEQ ID NO: 212, SEQ ID NO: 213, SEQ ID NO: 214, SEQ ID NO: 215, SEQ ID NO: 216, SEQ ID NO: 217, SEQ ID NO: 218, SEQ ID NO: 219, and SEQ ID NO: 220, or fragments thereof that contain the mutation in the NS3 protease domain, either with or without ribavirin.**

**[0025]** In still other embodiments, transdermal delivery systems are used to deliver an HCV polypeptide described herein to a mammalian subject in need of an immune response to HCV. In some embodiments, an amount of ribavirin is mixed and delivered transdermally with the HCV polypeptide. In other embodiments, an amount of ribavirin is transdermally delivered to a mammal shortly before or shortly after transdermal delivery of the HCV polypeptide, at or near the same site as the polypeptide. For example, embodiments include transdermal delivery of NS3/NS4A polypeptides having altered protease activity. Thus, in some embodiments, the NS3/NS4A polypeptides of **SEQ ID NO: 40, SEQ ID NO: 41, SEQ ID NO: 42, SEQ ID NO: 43, SEQ ID NO: 44, SEQ ID NO: 45, SEQ ID NO: 46, SEQ ID NO: 47, SEQ ID NO: 48, SEQ ID NO: 49, SEQ ID NO: 50, SEQ ID NO: 51, SEQ ID NO: 52, SEQ ID NO: 53, SEQ ID NO: 54, SEQ ID NO: 55, SEQ ID NO: 56, SEQ ID NO: 57, SEQ ID NO: 58, SEQ ID NO: 59, SEQ ID NO: 60, SEQ ID NO: 61, SEQ ID NO: 62, SEQ ID NO: 63, SEQ ID NO: 64, SEQ ID NO: 65, SEQ ID NO: 66, SEQ ID NO: 67, SEQ ID NO: 68, SEQ ID NO: 69, SEQ ID NO: 70, SEQ ID NO: 71, SEQ ID NO: 72, SEQ ID NO: 73, SEQ ID NO: 74, SEQ ID NO: 75, SEQ ID NO: 76, SEQ ID NO: 77, SEQ ID NO: 78, SEQ ID NO: 79, SEQ ID NO: 80, SEQ ID NO: 81, SEQ ID NO: 82, SEQ ID NO: 83, SEQ ID NO: 84, SEQ ID NO: 85, SEQ ID NO: 86, SEQ ID NO: 87, SEQ ID NO: 88, SEQ ID NO: 89, SEQ ID NO: 90, SEQ ID NO: 91, SEQ ID NO: 92, SEQ ID NO: 93, SEQ ID NO: 94, SEQ ID NO: 95, SEQ ID NO: 96, SEQ ID NO: 97, SEQ ID NO: 98, SEQ ID NO: 99, SEQ ID NO: 100, SEQ ID NO: 101, SEQ**

ID NO: 102, SEQ ID NO: 103, SEQ ID NO: 104, SEQ ID NO: 105, SEQ ID NO: 106, SEQ ID NO: 107, SEQ ID NO: 108, SEQ ID NO: 109, SEQ ID NO: 110, SEQ ID NO: 111, SEQ ID NO: 112, SEQ ID NO: 113, SEQ ID NO: 114, SEQ ID NO: 115, SEQ ID NO: 116, SEQ ID NO: 117, SEQ ID NO: 118, SEQ ID NO: 119, SEQ ID NO: 120, SEQ ID NO: 121, SEQ ID NO: 122, SEQ ID NO: 123, SEQ ID NO: 124, SEQ ID NO: 125, SEQ ID NO: 126, SEQ ID NO: 127, SEQ ID NO: 128, SEQ ID NO: 129, SEQ ID NO: 130, SEQ ID NO: 131, SEQ ID NO: 132, SEQ ID NO: 133, SEQ ID NO: 134, SEQ ID NO: 135, SEQ ID NO: 136, SEQ ID NO: 137, SEQ ID NO: 138, SEQ ID NO: 139, SEQ ID NO: 140, SEQ ID NO: 141, SEQ ID NO: 142, SEQ ID NO: 143, SEQ ID NO: 144, SEQ ID NO: 145, SEQ ID NO: 146, SEQ ID NO: 147, SEQ ID NO: 148, SEQ ID NO: 149, SEQ ID NO: 150, SEQ ID NO: 151, SEQ ID NO: 152, SEQ ID NO: 153, SEQ ID NO: 154, SEQ ID NO: 155, SEQ ID NO: 156, SEQ ID NO: 157, SEQ ID NO: 158, SEQ ID NO: 159, SEQ ID NO: 160, SEQ ID NO: 161, SEQ ID NO: 162, SEQ ID NO: 163, SEQ ID NO: 164, SEQ ID NO: 165, SEQ ID NO: 166, SEQ ID NO: 167, SEQ ID NO: 168, SEQ ID NO: 169, SEQ ID NO: 170, SEQ ID NO: 171, SEQ ID NO: 172, SEQ ID NO: 173, SEQ ID NO: 174, SEQ ID NO: 175, SEQ ID NO: 176, SEQ ID NO: 177, SEQ ID NO: 178, SEQ ID NO: 179, SEQ ID NO: 180, SEQ ID NO: 181, SEQ ID NO: 182, SEQ ID NO: 183, SEQ ID NO: 184, SEQ ID NO: 185, SEQ ID NO: 186, SEQ ID NO: 187, SEQ ID NO: 188, SEQ ID NO: 189, SEQ ID NO: 190, SEQ ID NO: 191, SEQ ID NO: 192, SEQ ID NO: 193, SEQ ID NO: 194, SEQ ID NO: 195, SEQ ID NO: 196, SEQ ID NO: 197, SEQ ID NO: 198, SEQ ID NO: 199, SEQ ID NO: 200, SEQ ID NO: 201, SEQ ID NO: 202, SEQ ID NO: 203, SEQ ID NO: 204, SEQ ID NO: 205, SEQ ID NO: 206, SEQ ID NO: 207, SEQ ID NO: 208, SEQ ID NO: 209, SEQ ID NO: 210, SEQ ID NO: 211, SEQ ID NO: 212, SEQ ID NO: 213, SEQ ID NO: 214, SEQ ID NO: 215, SEQ ID NO: 216, SEQ ID NO: 217, SEQ ID NO: 218, SEQ ID NO: 219, and SEQ ID NO: 220 are delivered transdermally to a mammalian subject in need of an immune response to HCV, either with or without ribavirin.

#### Brief Description of the Drawings

[0026] Figure 1 is a graph showing the antibody titer in H-2<sup>d</sup> mice against NS3 as a function of time after the first intra muscular immunization. Diamonds denote antibody titer in mice immunized with NS3/4A-pVAX and squares denote antibody titer in mice immunized with NS3-pVAX.

[0027] FIGURE 2 shows the *in vivo* protection conferred by one gene gun immunization of NS3/4A-pVAX1 (4µg) or MSLF1-pVAX1 (4µg). Mice were immunized with the respective plasmid and 14 days later the mice were challenged with an NS3/4A expressing SP2/0 cell line (approximately 10<sup>6</sup> cells/mouse). Tumor size was then measured through the skin daily following day 6 post-challenge and the data plotted.



[0028] FIGURE 3 shows the *in vivo* protection conferred by two gene gun immunizations of NS3/4A-pVAX1 (4 $\mu$ g) or MSLF1-pVAX1 (4 $\mu$ g). Mice were immunized with the respective plasmid at weeks zero and week four and, 14 days after the last immunization, the mice were challenged with an NS3/4A expressing SP2/0 cell line (approximately 10<sup>6</sup> cells/mouse). Tumor size was then measured through the skin daily following day 6 post-challenge and the data plotted.

[0029] FIGURE 4 shows the *in vivo* protection conferred by three gene gun immunizations of NS3/4A-pVAX1 (4 $\mu$ g) or MSLF1-pVAX1 (4 $\mu$ g). Mice were immunized with the respective plasmid at weeks zero, week four, and week eight and, 14 days after the last immunization, the mice were challenged with an NS3/4A expressing SP2/0 cell line (approximately 10<sup>6</sup> cells/mouse). Tumor size was then measured through the skin daily following day 6 post-challenge and the data plotted.

[0030] FIGURE 5A is a graph showing the percentage of specific CTL-mediated lysis of SP2/0 target cells as a function of the effector to target ratio. Phosphate Buffered Saline (PBS) was used as a control immunogen.

[0031] FIGURE 5B is a graph showing the percentage specific CTL-mediated lysis of SP2/0 target cells as a function of the effector to target ratio. Plasmid NS3/4A-pVAX was used as the immunogen.

[0032] FIGURE 6A is a graph showing the response of naive splenic T cells that were stimulated with peptide coated RMA-S cells. The naive splenic T cells were obtained from C57/BL6 mice.

[0033] FIGURE 6B is a graph showing the response of splenic T cells that were restimulated with peptide coated RMA-S cells. The splenic T cells were obtained from C57/BL6 mice that were provided a single 4 $\mu$ g dose of MSLF1-pVAX1.

[0034] FIGURE 6C is a graph showing the response of splenic T cells that were restimulated with peptide coated RMA-S cells. The splenic T cells were obtained from C57/BL6 mice that were provided a single 4 $\mu$ g dose of NS3/4A-pVAX1.

[0035] FIGURE 6D is a graph showing the response of naive splenic T cells that were stimulated with peptide coated RMA-S cells. The naive splenic T cells were obtained from C57/BL6 mice.

[0036] FIGURE 6E is a graph showing the response of splenic T cells that were restimulated with peptide coated RMA-S cells. The splenic T cells were obtained from C57/BL6 mice that were provided two 4 $\mu$ g doses of MSLF1-pVAX1.

[0037] FIGURE 6F is a graph showing the response of splenic T cells that were restimulated with peptide coated RMA-S cells. The splenic T cells were obtained from C57/BL6 mice that were provided two 4µg doses of NS3/4A-pVAX1.

[0038] FIGURE 6G is a graph showing the response of naive splenic T cells that were stimulated with NS3/4A expressing EL-4 cells. The naive splenic T cells were obtained from C57/BL6 mice.

[0039] FIGURE 6H is a graph showing the response of splenic T cells that were restimulated with NS3/4A expressing EL-4 cells. The splenic T cells were obtained from C57/BL6 mice that were provided a single 4µg dose of MSLF1-pVAX1.

[0040] FIGURE 6I is a graph showing the response of splenic T cells that were restimulated with NS3/4A expressing EL-4 cells. The splenic T cells were obtained from C57/BL6 mice that were provided a single 4µg dose of NS3/4A-pVAX1.

[0041] FIGURE 6J is a graph showing the response of naive splenic T cells that were stimulated with NS3/4A expressing EL-4 cells. The naive splenic T cells were obtained from C57/BL6 mice.

[0042] FIGURE 6K is a graph showing the response of splenic T cells that were restimulated with NS3/4A expressing EL-4 cells. The splenic T cells were obtained from C57/BL6 mice that were provided two 4µg doses of MSLF1-pVAX1.

[0043] FIGURE 6L is a graph showing the response of splenic T cells that were restimulated with NS3/4A expressing EL-4 cells. The splenic T cells were obtained from C57/BL6 mice that were provided two 4µg doses of NS3/4A-pVAX1.

[0044] FIGURE 7 is a graph showing the humoral response to 10 and 100µg recombinant Hepatitis C virus (HCV) non structural 3 protein (NS3), as determined by mean end point titres, when a single dose of 1mg of ribavirin was co-administered.

[0045] FIGURE 8 is a graph showing the humoral response to 20µg recombinant Hepatitis C virus (HCV) non structural 3 protein (NS3), as determined by mean end point titres, when a single dose of 0.1, 1.0, or 10mg of ribavirin was co-administered.

[0046] FIGURE 9 is a graph showing the effects of a single dose of 1mg ribavirin on NS3-specific lymph node proliferative responses, as determined by *in vitro* recall responses.

[0047] FIGURE 10 shows the mean NS3-specific antibody responses primed by gene gun immunisations with 4µg wtNS3/4A-pVAX1 and coNS3/4A-pVAX1, or *s.c.* injection of 10<sup>7</sup> wtNS3/4A-SFV particles in groups of ten H-2<sup>d</sup> mice (a). All mice were immunized at weeks zero and four. Values are given as mean end-point antibody titres (± SD.). Also shown (b) are the IgG subclass patterns from groups of five mice immunized twice with wtNS3/4A-pVAX1 given *i.m.*, coNS3/4A-pVAX1 given *i.m.* or by gene gun (gg), and wtNS3/4A-SFV given *s.c.*

Values are given as mean end-point antibody titres ( $\pm$  SD.). A “\*\*\*” sign indicates a statistical difference of  $p < 0.01$ , a “\*” sign indicates a difference of  $p < 0.05$ , and NS (not significant) indicates no statistical difference (Mann-Whitney). Also given is the titer ratio obtained by dividing the mean endpoint titre of IgG2a antibodies to NS3 by the mean endpoint titre IgG1 antibodies to NS3. A high ratio ( $>3$ ) indicates a Th1-like response and a low ratio ( $<0.3$ ) indicates a Th2-like response, whereas values within a three-fold difference from 1 (0.3 to 3) indicates a mixed Th1/Th2 response.

**[0048]** FIGURE 11 shows a flow cytometric quantification of the precursor frequency of NS3/4A-specific CD8<sup>+</sup> T cells using peptide-loaded H-2D<sup>b</sup>:Ig fusion protein. In a) the mean % NS3-specific CD8<sup>+</sup> T cells from groups of five mice immunized twice with wtNS3-pVAX1, wtNS3/4A-pVAX1, or coNS3/4A-pVAX1 using gene gun is shown. A “\*” sign indicates a difference of  $p < 0.05$ , and NS (not significant) indicates no statistical difference (Mann-Whitney). Also shown are the raw data from representative individual mice from the groups listed above (e, f, and h), as well as from individual mice immunized once with coNS3/4A-pVAX1 (b) or wtNS3/4A-SFV (c). In (d) and (g), non-immunized control mice from the different experiments have been given. In (i) and (j) the splenocytes were restimulated for five days with the NS3-peptides prior to analysis. A total of 150,000-200,000 data points were collected and the percentage of CD8<sup>+</sup> cells stained for H-2D<sup>b</sup>:Ig are indicated in the parentheses in each dot-plot.

**[0049]** FIGURE 12 shows the priming of *in vitro* detectable CTLs in H-2<sup>b</sup> mice by gene gun immunization of the wtNS3-pVAX1, wtNS3/4A, and coNS3/4A plasmids, or *s.c.* injection of wtNS3/4A-SFV particles. Groups of five to 10 H-2<sup>b</sup> mice were immunized once (a) or twice (b). The percent specific lysis corresponds to the percent lysis obtained with either NS3-peptide coated RMA-S cells (upper panel in (a) and (b) or NS3/4A-expressing EL-4 cells (lower panel in a and b) minus the percent lysis obtained with unloaded or non-transfected EL-4 cells. Values have been given for effector to target (E:T) cell ratios of 60:1, 20:1 and 7:1. Each line indicates an individual mouse.

**[0050]** FIGURE 13 shows the specificity of tumor inhibiting immune responses primed by gene gun immunization (panel (a)). Groups of ten C57BL/6 mice were either left untreated or were given two monthly immunizations with 4 $\mu$ g of coNS3/4A-pVAX1. Two weeks after last immunization, mice were injected sub cutaneously with the parental EL-4 cell line or 10<sup>6</sup> NS3/4A-expressing EL-4 cells. Tumor sizes were measured through the skin at days 6, 7, 10, 11, 12, and 14 after tumour injection. In (b) the *in vivo* functional effector cell population was determined in groups of 10 C57BL/6 mice immunized twice with the coNS3/4A-pVAX1 plasmid using gene gun. In two groups either CD4<sup>+</sup> or CD8<sup>+</sup> T cells were depleted by administration of monoclonal antibodies one week prior to, and during, challenge with the NS3/4A-expressing EL-

4 cell line. Tumor sizes were measured through the skin at days 5, 6, 8, 11, 13, 14, and 15 after tumour injection. Values have been given as the mean tumor size  $\pm$  standard error. A “\*\*\*” sign indicates a statistical difference of  $p < 0.01$ , a “\*” sign indicates a difference of  $p < 0.05$ , and NS (not significant) indicates no statistical difference (area under the curve values compared by ANOVA).

**[0051]** FIGURE 14 shows an evaluation of the ability of different immunogens to prime HCV NS3/4A-specific tumor-inhibiting responses after a single immunization. Groups of ten C57BL/6 mice were either left untreated or were given one immunization with the indicated immunogen (4  $\mu$ g DNA using gene gun in (a), (b), (c), (g), and (h);  $10^7$  SFV particles s.c. in d; 100  $\mu$ g peptide in CFA s.c. in (e); and 20 $\mu$ g rNS3 in CFA s.c. in (f). Two weeks after last immunization, mice were injected sub cutaneously with  $10^6$  NS3/4A-expressing EL-4 cells. Tumor sizes were measured through the skin at days 6 to 19 after tumor injection. Values have been given as the mean tumor size  $\pm$  standard error. In (a) to (e), as a negative control the mean data from the group immunized with the empty pVAX plasmid by gene gun has been plotted in each graph. In (f) to (h) the negative controls were non-immunized mice. Also given is the p value obtained from the statistical comparison of the control with each curve using the area under the curve and ANOVA.

**[0052]** FIGURE 15 shows the comparative efficiency of gene gun delivered wtNS3/4A-pVAX1 and coNS3/4A-pVAX1 plasmids in priming tumor inhibiting immune responses. Groups of ten BALB/c mice were either left untreated or were given one, two or three monthly immunisations with 4 $\mu$ g of plasmid. Two weeks after last immunization, mice were injected sub cutaneously with  $10^6$  NS3/4A-expressing SP2/0 cells. Tumor sizes were measured through the skin at days 6, 8, 10, 11, 12, 13, and 14 after tumor injection. Values have been given as the mean tumor size  $\pm$  standard error. A “\*\*\*” sign indicates a statistical difference of  $p < 0.01$ , a “\*” sign indicates a difference of  $p < 0.05$ , and NS (not significant) indicates no statistical difference (area under the curve values compared by ANOVA).

**[0053]** FIGURE 16 shows the effect of therapeutic vaccination with the coNS3/4A plasmid using the gene gun. Groups of ten C57BL/6 mice were inoculated with  $10^6$  NS3/4A-EL4 cells. One group had been immunized once with 4 $\mu$ g coNS3/4A DNA using a gene gun two weeks prior to challenge (positive control), one group was immunized the same way six days after tumor inoculation, and one group was immunized 12 days after tumor inoculation. One group was not immunized (negative control). Tumor sizes were measured through the skin at days 6, 10, 11, 12, 13, 14, 18, 19, and 20 after tumour injection. Values have been given as the mean tumor size  $\pm$  standard error. A “\*\*\*” sign indicates a statistical difference of  $p < 0.01$ , a “\*” sign indicates a difference of  $p < 0.05$ , and NS (not significant) indicates no statistical difference (area under the curve values compared by ANOVA).

[0054] FIGURE 17 shows the location of amino acid residues in the NS3A protease that affect protease cleavage. Versions of NS3/NS4A-pVAX were constructed to encode proteins in which each amino acid of the shown sequence other than the alanine residues was substituted with an alanine residue. Each alanine residue was substituted with a glycine residue. The encoded proteins were analyzed for protease activity. The red color indicates the 16 mutations which resulted in a protein that lacked all protease activity. The dark blue color indicates the 3 mutations which resulted in a protein that exhibited greatly enhanced protease activity compared to wtNS3/NS4A.

#### Detailed Description of the Invention

[0055] A novel nucleic acid and protein corresponding to the NS3/4A domain of HCV was cloned from a patient infected with HCV (SEQ. ID. NO.: 1). A Genbank search revealed that the cloned sequence had the greatest homology to HCV sequences but was only 93% homologous to the closest HCV relative (accession no AJ 278830). This novel peptide (SEQ. ID. NO.: 2) and fragments thereof (e.g., SEQ. ID. NOs.: 14 and 15) that are any number of consecutive amino acids between at least 3-50 (e.g., 3, 4, 6, 8, 10, 12, 15, 20, 25, 30, 35, 40, 45, or 50 amino acids in length), nucleic acids encoding these molecules, vectors having said nucleic acids, and cells having said vectors, nucleic acids, or peptides are embodiments of the invention. It was also discovered that both the NS3/4A gene (SEQ. ID. NO.: 1) and corresponding peptide (SEQ. ID. NO.: 2) were immunogenic *in vivo*.

[0056] Mutants of the novel NS3/4A peptide were created. It was discovered that truncated mutants (e.g., SEQ. ID. NOs.: 12 and 13) and mutants that lack a proteolytic cleavage site (SEQ. ID. NOs.: 3-11), were also immunogenic *in vivo*. These novel peptides (SEQ. ID. NOs.: 3-13) and fragments thereof (e.g., SEQ. ID. NOs.: 16-26) that are any number of consecutive amino acids between at least 3-50 (e.g., 3, 4, 6, 8, 10, 12, 15, 20, 25, 30, 35, 40, 45, or 50 amino acids in length), nucleic acids encoding these molecules, vectors having said nucleic acids, and cells having said vectors, nucleic acids, or peptides are also embodiments of the invention.

[0057] A codon-optimized nucleic acid encoding NS3/4a was also created and was found to be immunogenic. The nucleic acid of SEQ. ID. NO.: 1 was analyzed for codon usage and the sequence was compared to the codons that are most commonly used in human cells. Because HCV is a human pathogen, it was unexpected to discover that the virus had not yet evolved to use codons that are most frequently found to encode human proteins (e.g., optimal human codons). A total of 435 nucleotides were replaced to generate the codon-optimized synthetic NS3/4A nucleic acid. The NS3/4A peptide encoded by the codon-optimized nucleic acid sequence (SEQ. ID. NO.: 36) was 98% homologous to HCV-1 and contained a total of 15 different amino acids.

**[0058]** The codon optimized nucleic acid (MSLF1 or coNS3/4A) (**SEQ. ID. NO.: 35**) was found to be more efficiently translated *in vitro* than the native NS3/4A and that mice immunized with the MSLF1 containing construct generated significantly more NS3/4A specific antibodies than mice immunized with a wild-type NS3/4A containing construct. Further, mice immunized with the MSLF1 containing construct were found to prime NS3-specific CTLs more effectively and exhibit better *in vivo* tumor inhibiting immune responses than mice immunized with wild-type NS3/4A containing constructs.

**[0059]** NS3/NS4A genes encoding polypeptides with alanine or glycine substitutions in the serine protease domain of NS3 (i.e., the first 181 amino acids) (**SEQ ID NO's: 40** through **221**) were found to have altered protease activity compared to the wtNS3/NS4A polypeptide.

**[0060]** The peptides and nucleic acids described above are useful as immunogens, which can be administered alone or in conjunction with an adjuvant. Preferred embodiments include compositions that comprise one or more of the nucleic acids and/or peptides described above with or without an adjuvant. That is, some of the compositions described herein are prepared with or without an adjuvant and comprise, consist, or consist essentially of a NS3/4A peptide (**SEQ. ID. NO.: 2** or **SEQ. ID. NO.: 36**) or fragments thereof that are any number of consecutive amino acids between at least 3-50 (e.g., 3, 4, 6, 8, 10, 12, 15, 20, 25, 30, 35, 40, 45, or 50 amino acids in length) (e.g., **SEQ. ID. NOs.: 14** and **15**) or a nucleic acid encoding one or more of these molecules (e.g., **SEQ. ID. NO.: 35**) or a fragment thereof that is any number of consecutive nucleotides between at least 12-2112 (e.g., 12-15, 15-20, 20-30, 30-50, 50-100, 100-200, 200-500, 500-1000, 1000-1500, 1500-2079, or 1500-2112 consecutive nucleotides in length), or . Additional compositions are prepared with or without an adjuvant and comprise, consist, or consist essentially of one or more of the NS3/4A mutant peptides (**SEQ. ID. NOs.: 3-13**) and fragments thereof that are any number of consecutive amino acids between at least 3-50 (e.g., 3, 4, 6, 8, 10, 12, 15, 20, 25, 30, 35, 40, 45, or 50 amino acids in length). Some of the compositions described herein are prepared with or without an adjuvant and comprise, consist, or consist essentially of a mutant NS3/NS4A peptide (e.g., **SEQ ID NO: 40** through **SEQ ID NO:221**), or a nucleic acid encoding one or more of these molecules.

**[0061]** It was also discovered that compositions comprising ribavirin and an antigen (e.g., one or more of the previously described HCV peptides or nucleic acids) enhance and/or facilitate an animal's immune response to the antigen. That is, it was discovered that ribavirin is a very effective "adjuvant," which for the purposes of this disclosure, refers to a material that has the ability to enhance or facilitate an immune response to a particular antigen. The adjuvant activity of ribavirin was manifested by a significant increase in immune-mediated protection

against the antigen, an increase in the titer of antibody raised to the antigen, and an increase in proliferative T cell responses.

**[0062]** Accordingly, compositions (e.g., vaccines and other medicaments) that comprise ribavirin and one or more of the peptides or nucleic acids described herein are embodiments of the invention. These compositions can vary according to the amount of ribavirin, the form of ribavirin, as well as the sequence of the HCV nucleic acid or peptide.

**[0063]** Embodiments of the invention also include methods of making and using the compositions above. Some methods involve the making of nucleic acids encoding NS3/4A, codon-optimized NS3/4A, mutant NS3/4A, fragments thereof that are any number of consecutive nucleotides between at least 9-100 (e.g., 9, 12, 15, 18, 21, 24, 27, 30, 50, 60, 75, 80, 90, or 100 consecutive nucleotides in length), peptides corresponding to said nucleic acids, constructs comprising said nucleic acids, and cells containing said compositions. Preferred methods, however, concern the making of vaccine compositions or immunogenic preparations that comprise, consist, or consist essentially of the newly discovered NS3/4A fragment, codon-optimized NS3/4A, or an NS3/4A mutant (e.g., a truncated mutant, a mutant lacking a proteolytic cleavage site, or a mutant having altered protease activity), or a fragment thereof or a nucleic acid encoding one or more of these molecules, as described above. Preferred fragments for use with the methods described herein include **SEQ. ID. NOS.: 12-27** and fragments of **SEQ. ID. NO.: 35** that contain at least 30 consecutive nucleotides. The compositions described above can be made by providing an adjuvant (e.g., ribavirin), providing an HCV antigen (e.g., a peptide comprising an HCV antigen such as (**SEQ. ID. NOS.: 2-11, 36, or 40-220**) or a fragment thereof such as, **SEQ. ID. NOS.: 12-26** or a nucleic acid encoding one or more of said peptides), and mixing said adjuvant and said antigen so as to formulate a composition that can be used to enhance or facilitate an immune response in a subject to said antigen.

**[0064]** Methods of enhancing or promoting an immune response in an animal, including humans, to an antigen are also provided. Such methods can be practiced, for example, by identifying an animal in need of an immune response to HCV and providing said animal a composition comprising one or more of the nucleic acids or peptides above and an amount of adjuvant that is effective to enhance or facilitate an immune response to the antigen/epitope. In some embodiments, the antigen and the adjuvant are administered separately, instead of in a single mixture. Preferably, in this instance, the adjuvant is administered a short time before or a short time after administering the antigen. Preferred methods involve providing the animal in need with ribavirin and NS3/4A (e.g., **SEQ. ID. NO.: 2**), codon-optimized NS3/4A (e.g., **SEQ. ID. NO.: 36**), a mutant NS3/4A (e.g., **SEQ. ID. NOS.: 3-13 or 40-220**), a fragment thereof (e.g., **SEQ. ID. NOS.: 14-26**) containing any number of consecutive amino acids between at least 3-50

(e.g., 3, 4, 6, 8, 10, 12, 15, 20, 25, 30, 35, 40, 45, or 50 amino acids in length) or a nucleic acid encoding any one or more of said molecules.

**[0065]** Other embodiments concern methods of treating and preventing HCV infection. By one approach, an immunogen comprising one or more of the HCV nucleic acids or peptides described herein are used to prepare a medicament for the treatment and/or prevention of HCV infection. By another approach, an individual in need of a medicament that prevents and/or treats HCV infection is identified and said individual is provided a medicament comprising ribavirin and an HCV antigen such as NS3/4A (e.g., **SEQ. ID. NO.: 2**), codon-optimized NS3/4A (e.g., **SEQ. ID. NO.: 36**), or a mutant NS3/4A (e.g., **SEQ. ID. NOs.: 3-13** or **40-220**), a fragment thereof (e.g., **SEQ. ID. NOs.: 14-26**) containing any number of consecutive amino acids between at least 3-50 (e.g., 3, 4, 6, 8, 10, 12, 15, 20, 25, 30, 35, 40, 45, or 50 amino acids in length) or a nucleic acid encoding any one or more of these molecules.

**[0066]** The section below discusses the discovery of the novel NS3/4A gene, the codon-optimized NS3/4A gene, the creation of the NS3/4A mutants, and the characterization of the nucleic acids and peptides corresponding thereto.

**[0067]** *NS3/4A, NS3/4A mutants, and Codon-Optimized NS3/4A*

**[0068]** A novel nucleic acid and protein corresponding to the NS3/4A domain of HCV was cloned from a patient infected with HCV (**SEQ. ID. NOs.: 1** and **2**). A Genebank search revealed that the cloned sequence had the greatest homology to HCV sequences but was only 93% homologous to the closest HCV relative (accession no AJ 278830). A truncated mutant of the novel NS3/4A peptide and NS3/4A mutants, which lack a proteolytic cleavage site, (as well as corresponding nucleic acids) were also created. Further, a human codon-optimized NS3/4A nucleic acid and peptide were created. It was discovered that these novel peptides and nucleic acids encoding said peptides were potent immunogens that can be mixed with adjuvants so as to make a composition that induces a recipient to provide an immune response to HCV. The cloning of the novel NS3/4A gene and the creation of the various NS3/4A mutants and codon optimized NS3/4A gene are described in the following example.

#### EXAMPLE 1

**[0069]** The NS3/4A sequence was amplified from the serum of an HCV-infected patient (HCV genotype 1a) using the Polymerase Chain Reaction (PCR). Total RNA was extracted from serum, and cDNA synthesis and PCR were performed according to standard protocols (Chen M et al., *J. Med. Virol.* 43:223-226 (1995)). The cDNA synthesis was initiated using the antisense primer "NS4KR" (5'-CCG TCT AGA TCA GCA CTC TTC CAT TTC ATC-3' (**SEQ. ID. NO.: 28**)). From this cDNA, a 2079 base pair DNA fragment of HCV, corresponding to amino acids 1007 to 1711, which encompasses the NS3 and NS4A genes, was amplified. A high fidelity polymerase (Expand High Fidelity PCR, Boehringer-Mannheim,



Mannheim, Germany) was used with the "NS3KF" primer (5'-CCT GAA TTC ATG GCG CCT ATC ACG GCC TAT-3' (SEQ. ID. NO.: 29) and the NS4KR primer. The NS3KF primer contained a *EcoRI* restriction enzyme cleavage site and a start codon and the primer NS4KR contained a *XbaI* restriction enzyme cleavage site and a stop codon.

[0070] The amplified fragment was then sequenced (SEQ. ID. NO.: 1). Sequence comparison analysis revealed that the gene fragment was amplified from a viral strain of genotype 1a. A computerized BLAST search against the Genbank database using the NCBI website revealed that the closest HCV homologue was 93% identical in nucleotide sequence.

[0071] The amplified DNA fragment was then digested with *EcoRI* and *XbaI*, and was inserted into a pcDNA3.1/His plasmid (Invitrogen) digested with the same enzymes. The NS3/4A-pcDNA3.1 plasmid was then digested with *EcoRI* and *Xba I* and the insert was purified using the QiaQuick kit (Qiagen, Hamburg, Germany) and was ligated to a *EcoRI/Xba I* digested pVAX vector (Invitrogen) so as to generate the NS3/4A-pVAX plasmid.

[0072] The rNS3 truncated mutant was obtained by deleting NS4A sequence from the NS3/4A DNA. Accordingly, the NS3 gene sequence of NS3/4A-pVAX was PCR amplified using the primers NS3KF and 3'*NotI* (5'-CCA CGC GGC CGC GAC GAC CTA CAG-3' (SEQ. ID. NO.: 30)) containing *EcoRI* and *Not I* restriction sites, respectively. The NS3 fragment (1850 bp) was then ligated to a *EcoRI* and *Not I* digested pVAX plasmid to generate the NS3-pVAX vector. Plasmids were grown in BL21 *E.coli* cells. The plasmids were sequenced and were verified by restriction cleavage and the results were as to be expected based on the original sequence.

[0073] **Table 1** describes the sequence of the proteolytic cleavage site of NS3/4A, referred to as the breakpoint between NS3 and NS4A. This wild-type breakpoint sequence was mutated in many different ways so as to generate several different NS3/4A breakpoint mutants. **Table 1** also identifies these mutant breakpoint sequences. The fragments listed in **TABLE 1** are preferred immunogens that can be incorporated with or without an adjuvant (e.g., ribavirin) into a composition for administration to an animal so as to induce an immune response in said animal to HCV.

TABLE 1

<u>Plasmid</u>	<u>Deduced amino acid sequence</u>	
*NS3/4A-pVAX 14)	TKYMTCMSADLEVVT <u>ST</u> WVLVGGVL	(SEQ. ID. NO.:
NS3/4A-TGT-pVAX 16)	TKYMTCMSADLEVVT <u>TGT</u> WVLVGGVL	(SEQ. ID. NO.:
NS3/4A-RGT-pVAX 17)	TKYMTCMSADLEVVR <u>GT</u> WVLVGGVL	(SEQ. ID. NO.:
NS3/4A-TPT-pVAX 18)	TKYMTCMSADLEVVT <u>TPT</u> WVLVGGVL	(SEQ. ID. NO.:
NS3/4A-RPT-pVAX 19)	TKYMTCMSADLEVVR <u>P</u> TWVLVGGVL	(SEQ. ID. NO.:
NS3/4A-RPA-pVAX 20)	TKYMTCMSADLEVVR <u>PA</u> WVLVGGVL	(SEQ. ID. NO.:
NS3/4A-CST-pVAX 21)	TKYMTCMSADLEVVC <u>ST</u> WVLVGGVL	(SEQ. ID. NO.:
NS3/4A-CCST-pVAX 22)	TKYMTCMSADLEVCC <u>ST</u> WVLVGGVL	(SEQ. ID. NO.:
NS3/4A-SSST-pVAX 23)	TKYMTCMSADLEVSS <u>ST</u> WVLVGGVL	(SEQ. ID. NO.:
NS3/4A-SSSSCST-pVAX 24)	TKYMTCMSADSSSSC <u>ST</u> WVLVGGVL	(SEQ. ID. NO.:
NS3A/4A-VVVVTST-pVAX	TKYMTCMSADVVVVT <u>ST</u> WVLVGGVL	(SEQ. ID. NO.: 25)
NS5-pVAX 27)	ASEDVVCC <u>SM</u> SYTWTG	(SEQ. ID. NO.:
NS5A/B-pVAX	SSEDEVVCC <u>SM</u> WVLVGGVL	(SEQ. ID. NO.: 26)

\*The wild type sequence for the NS3/4A fragment is NS3/4A-pVAX. The NS3/4A breakpoint is identified by underline, wherein the P1 position corresponds to the first Thr (T) and the P1' position corresponds to the next following amino acid the NS3/4A-pVAX sequence. In the wild type NS3/4A sequence the NS3 protease cleaves between the P1 and P1' positions.

[0074] To change the proteolytic cleavage site between NS3 and NS4A, the NS3/4A-pVAX plasmid was mutagenized using the QUICKCHANGE™ mutagenesis kit (Stratagene), following the manufacturer's recommendations. To generate the "TPT" mutation,

for example, the plasmid was amplified using the primers 5'-CTGGAGGTCGTCACGCCTACCTGGGTGCTCGTT-3' (SEQ. ID. NO.: 31) and 5'-ACCGAGCACCCAGGTAGGCGTGACGACCTCCAG-3' (SEQ. ID. NO.: 32) resulting in NS3/4A-TPT-pVAX. To generate the "RGT" mutation, for example, the plasmid was amplified using the primers 5'-CTGGAGGTCGTCGCGGTACCTGGGTGCTCGTT-3' (SEQ. ID. NO.: 33) and 5'-ACCGAGCACCCAGGTACC-GCGGACGACCTCCAG-3' (SEQ. ID. NO.: 34) resulting in NS3/4A-RGT-pVAX. All mutagenized constructs were sequenced to verify that the mutations had been correctly made. Plasmids were grown in competent BL21 *E. coli*.

[0075] The sequence of the previously isolated and sequenced unique NS3/4A gene (SEQ. ID. NO.: 1) was analyzed for codon usage with respect to the most commonly used codons in human cells. A total of 435 nucleotides were replaced to optimize codon usage for human cells. The sequence was sent to Retrogen Inc. (6645 Nancy Ridge Drive, San Diego, CA 92121) and they were provided with instructions to generate a full-length synthetic codon optimized NS3/4A gene. The codon optimized NS3/4A gene had a sequence homology of 79% within the region between nucleotide positions 3417-5475 of the HCV-1 reference strain. A total of 433 nucleotides differed. On an amino acid level, the homology with the HCV-1 strain was 98% and a total of 15 amino acids differed.

[0076] The full length codon optimized 2.1 kb DNA fragment of the HCV corresponding to the amino acids 1007 to 1711 encompassing the NS3 and NS4A NS3/NS4A gene fragment was amplified by the polymerase chain reaction (PCR) using high fidelity polymerase (Expand High Fidelity PCR, Boehringer-Mannheim, Mannheim, Germany). The amplicon was then inserted into a *Bam* *HI* and *Xba* *I* digested pVAX vector (Invitrogen, San Diego), which generated the MSLF1-pVAX (coNS3/4A-pVAX) plasmid. All expression constructs were sequenced. Plasmids were grown in competent BL21 *E. Coli*. The plasmid DNA used for *in vivo* injection was purified using Qiagen DNA purification columns, according to the manufacturers instructions (Qiagen GmbH, Hilden, FRG). The concentration of the resulting plasmid DNA was determined spectrophotometrically (Dynaquant, Pharmacia Biotech, Uppsala, Sweden) and the purified DNA was dissolved in sterile phosphate buffer saline (PBS) at concentrations of 1 mg/ml.

[0077] The expression of NS3 and NS3/4A proteins from the wtNS3/4A (wild-type NS3/4A) and coNS3/4A plasmids, were analyzed by an *in vitro* transcription and translation assay. The assay showed that the proteins could be correctly translated from the plasmids and that the coNS3/4A plasmid gave detectable NS3 and NS3/4A bands at a higher plasmid dilution as compared to the wtNS3/4A plasmid. This result provided strong evidence that the *in vitro* translation from the coNS3/4A plasmid is more effective than wtNS3/4A. To compare the expression levels more precisely, HepG2 cells were transiently transfected with the wtNS3/4A and

the coNS3/4A plasmids. These experiments revealed that the coNS3/4A plasmid generated 11-fold higher expression levels of the NS3 protein when compared to the wtNS3/4A plasmid, as determined by densitometry and a standard curve of recombinant NS3. Since the wtNS3/4A and the coNS3/4A plasmids are identical in size it is unlikely that there would be any major differences in transfections efficiencies between the plasmids. Staining of coNS3/4A plasmid transfected, and SFV infected, BHK cells revealed a similar perinuclear and cytoplasmic distribution of the NS3 as previously observed, confirming an unchanged subcellular localization.

**[0078]** Several nucleic acid embodiments include nucleotides encoding the HCV peptides described herein (**SEQ. ID. NOs.: 2-11** or **SEQ. ID. NO.: 36**) or a fragment thereof (e.g., **SEQ. ID. NOs.: 14** and **15**) containing any number of consecutive amino acids between at least 3-50 (e.g., 3, 4, 6, 8, 10, 12, 15, 20, 25, 30, 35, 40, 45, or 50 amino acids in length). Some embodiments for example, include genomic DNA, RNA, and cDNA encoding these HCV peptides. The HCV nucleotide embodiments not only include the DNA sequences shown in the sequence listing (e.g., **SEQ. ID. NO.: 1** or **SEQ. ID. NO.: 35**) but also include nucleotide sequences encoding the amino acid sequences shown in the sequence listing (e.g., **SEQ. ID. NOs.: 2-11** or **SEQ. ID. NO.: 36**) and any nucleotide sequence that hybridizes to the DNA sequences shown in the sequence listing under stringent conditions (e.g., hybridization to filter-bound DNA in 0.5 M NaHPO<sub>4</sub>, 7.0% sodium dodecyl sulfate (SDS), 1 mM EDTA at 50°C) and washing in 0.2 X SSC/0.2% SDS at 50°C and any nucleotide sequence that hybridizes to the DNA sequences that encode an amino acid sequence provided in the sequence listing (**SEQ. ID. NOs.: 2-11** or **SEQ. ID. NO.: 36**) under less stringent conditions (e.g., hybridization in 0.5 M NaHPO<sub>4</sub>, 7.0% sodium dodecyl sulfate (SDS), 1 mM EDTA at 37°C and washing in 0.2X SSC/0.2% SDS at 37°C).

**[0079]** The nucleic acid embodiments of the invention also include fragments, modifications, derivatives, and variants of the sequences described above. Desired embodiments, for example, include nucleic acids having at least 25 consecutive bases of one of the novel HCV sequences or a sequence complementary thereto and preferred fragments include at least 25 consecutive bases of a nucleic acid encoding the NS3/4A molecule of **SEQ. ID. NO.: 2** or **SEQ. ID. NO.: 36** or a mutant NS3/4A molecule of **SEQ. ID. NOs.: 3-13** or a sequence complementary thereto.

**[0080]** In this regard, the nucleic acid embodiments described herein can have any number of consecutive nucleotides between about 12 to approximately 2112 consecutive nucleotides of **SEQ. ID. NO.: 1** or **SEQ. ID. NO.: 35**. Some DNA fragments, for example, include nucleic acids having at least 12-15, 15-20, 20-30, 30-50, 50-100, 100-200, 200-500, 500-1000, 1000-1500, 1500-2079, or 1500-2112 consecutive nucleotides of **SEQ. ID. NO.: 1** or **SEQ. ID. NO.: 35** or a complement thereof. These nucleic acid embodiments can also be altered by substitution, addition, or deletion so long as the alteration does not significantly affect the

structure or function (e.g., ability to serve as an immunogen) of the HCV nucleic acid. Due to the degeneracy of nucleotide coding sequences, for example, other DNA sequences that encode substantially the same HCV amino acid sequence as depicted in **SEQ. ID. NOS.: 2-13** or **SEQ. ID. NO.: 36** can be used in some embodiments. These include, but are not limited to, nucleic acid sequences encoding all or portions of HCV peptides (**SEQ. ID. NOS.: 2-13**) or nucleic acids that complement all or part of this sequence that have been altered by the substitution of different codons that encode a functionally equivalent amino acid residue within the sequence, thus producing a silent change, or a functionally non-equivalent amino acid residue within the sequence, thus producing a detectable change. Accordingly, the nucleic acid embodiments of the invention are said to be comprising, consisting of, or consisting essentially of nucleic acids encoding any one of **SEQ. ID. NOS.: 2-27** or **SEQ. ID. NO.: 36** in light of the modifications above.

**[0081]** By using the nucleic acid sequences described above, probes that complement these molecules can be designed and manufactured by oligonucleotide synthesis. Desirable probes comprise a nucleic acid sequence of (**SEQ. ID. NO.: 1**) that is unique to this HCV isolate. These probes can be used to screen cDNA from patients so as to isolate natural sources of HCV, some of which may be novel HCV sequences in themselves. Screening can be by filter hybridization or by PCR, for example. By filter hybridization, the labeled probe preferably contains at least 15-30 base pairs of the nucleic acid sequence of (**SEQ. ID. NO.: 1**) that is unique to this NS3/4A peptide. The hybridization washing conditions used are preferably of a medium to high stringency. The hybridization can be performed in 0.5M NaHPO<sub>4</sub>, 7.0% sodium dodecyl sulfate (SDS), 1 mM EDTA at 42°C overnight and washing can be performed in 0.2X SSC/0.2% SDS at 42°C. For guidance regarding such conditions see, for example, Sambrook et al., 1989, Molecular Cloning, A Laboratory Manual, Cold Springs Harbor Press, N.Y.; and Ausubel et al., 1989, Current Protocols in Molecular Biology, Green Publishing Associates and Wiley Interscience, N.Y.

**[0082]** HCV nucleic acids can also be isolated from patients infected with HCV using the nucleic acids described herein. (See also *Example 1*). Accordingly, RNA obtained from a patient infected with HCV is reverse transcribed and the resultant cDNA is amplified using PCR or another amplification technique. The primers are preferably obtained from the NS3/4A sequence (**SEQ. ID. NO.: 1**).

**[0083]** For a review of PCR technology, see Molecular Cloning to Genetic Engineering White, B.A. Ed. in Methods in Molecular Biology 67: Humana Press, Totowa (1997) and the publication entitled "PCR Methods and Applications" (1991, Cold Spring Harbor Laboratory Press). For amplification of mRNAs, it is within the scope of the invention to reverse transcribe mRNA into cDNA followed by PCR (RT-PCR); or, to use a single enzyme for both

steps as described in U.S. Patent No. 5,322,770. Another technique involves the use of Reverse Transcriptase Asymmetric Gap Ligase Chain Reaction (RT-AGLCR), as described by Marshall R.L. et al. (*PCR Methods and Applications* 4:80-84, 1994).

[0084] Briefly, RNA is isolated, following standard procedures. A reverse transcription reaction is performed on the RNA using an oligonucleotide primer specific for the most 5' end of the amplified fragment as a primer of first strand synthesis. The resulting RNA/DNA hybrid is then "tailed" with guanines using a standard terminal transferase reaction. The hybrid is then digested with RNAse H, and second strand synthesis is primed with a poly-C primer. Thus, cDNA sequences upstream of the amplified fragment are easily isolated. For a review of cloning strategies which can be used, see e.g., Sambrook et al., 1989, *supra*.

[0085] In each of these amplification procedures, primers on either side of the sequence to be amplified are added to a suitably prepared nucleic acid sample along with dNTPs and a thermostable polymerase, such as Taq polymerase, Pfu polymerase, or Vent polymerase. The nucleic acid in the sample is denatured and the primers are specifically hybridized to complementary nucleic acid sequences in the sample. The hybridized primers are then extended. Thereafter, another cycle of denaturation, hybridization, and extension is initiated. The cycles are repeated multiple times to produce an amplified fragment containing the nucleic acid sequence between the primer sites. PCR has further been described in several patents including US Patents 4,683,195, 4,683,202 and 4,965,188.

[0086] The primers are selected to be substantially complementary to a portion of the nucleic acid sequence of (SEQ. ID. NO.: 1) that is unique to this NS3/4A molecule, thereby allowing the sequences between the primers to be amplified. Preferably, primers can be any number between at least 16-20, 20-25, or 25-30 nucleotides in length. The formation of stable hybrids depends on the melting temperature ( $T_m$ ) of the DNA. The  $T_m$  depends on the length of the primer, the ionic strength of the solution and the G+C content. The higher the G+C content of the primer, the higher is the melting temperature because G:C pairs are held by three H bonds whereas A:T pairs have only two. The G+C content of the amplification primers described herein preferably range between 10% and 75 %, more preferably between 35% and 60%, and most preferably between 40% and 55 %. The appropriate length for primers under a particular set of assay conditions can be empirically determined by one of skill in the art.

[0087] The spacing of the primers relates to the length of the segment to be amplified. In the context of the embodiments described herein, amplified segments carrying nucleic acid sequence encoding HCV peptides can range in size from at least about 25 bp to the entire length of the HCV genome. Amplification fragments from 25-1000 bp are typical, fragments from 50-1000 bp are preferred and fragments from 100-600 bp are highly preferred. It will be appreciated that amplification primers can be of any sequence that allows for specific

amplification of the NS3/4A region and can, for example, include modifications such as restriction sites to facilitate cloning.

[0088] The PCR product can be subcloned and sequenced to ensure that the amplified sequences represent the sequences of an HCV peptide. The PCR fragment can then be used to isolate a full length cDNA clone by a variety of methods. For example, the amplified fragment can be labeled and used to screen a cDNA library, such as a bacteriophage cDNA library. Alternatively, the labeled fragment can be used to isolate genomic clones via the screening of a genomic library. Additionally, an expression library can be constructed utilizing cDNA synthesized from, for example, RNA isolated from an infected patient. In this manner, HCV geneproducts can be isolated using standard antibody screening techniques in conjunction with antibodies raised against the HCV gene product. (For screening techniques, see, for example, Harlow, E. and Lane, eds., 1988, Antibodies: A Laboratory Manual, Cold Spring Harbor Press, Cold Spring Harbor).

[0089] Embodiments of the invention also include (a) DNA vectors that contain any of the foregoing nucleic acid sequence and/or their complements (i.e., antisense); (b) DNA expression vectors that contain any of the foregoing nucleic acid sequences operatively associated with a regulatory element that directs the expression of the nucleic acid; and (c) genetically engineered host cells that contain any of the foregoing nucleic acid sequences operatively associated with a regulatory element that directs the expression of the coding sequences in the host cell. These recombinant constructs are capable of replicating autonomously in a host cell. Alternatively, the recombinant constructs can become integrated into the chromosomal DNA of a host cell. Such recombinant polynucleotides typically comprise an HCV genomic or cDNA polynucleotide of semi-synthetic or synthetic origin by virtue of human manipulation. Therefore, recombinant nucleic acids comprising these sequences and complements thereof that are not naturally occurring are provided.

[0090] Although nucleic acids encoding an HCV peptide or nucleic acids having sequences that complement an HCV gene as they appear in nature can be employed, they will often be altered, e.g., by deletion, substitution, or insertion, and can be accompanied by sequence not present in humans. As used herein, regulatory elements include, but are not limited to, inducible and non-inducible promoters, enhancers, operators and other elements known to those skilled in the art that drive and regulate expression. Such regulatory elements include, but are not limited to, the cytomegalovirus hCMV immediate early gene, the early or late promoters of SV40 adenovirus, the *lac* system, the *trp* system, the TAC system, the TRC system, the major operator and promoter regions of phage A, the control regions of *fd* coat protein, the promoter for 3-phosphoglycerate kinase, the promoters of acid phosphatase, and the promoters of the yeast-mating factors.

[0091] In addition, recombinant HCV peptide-encoding nucleic acid sequences and their complementary sequences can be engineered so as to modify their processing or expression. For example, and not by way of limitation, the HCV nucleic acids described herein can be combined with a promoter sequence and/or ribosome binding site, or a signal sequence can be inserted upstream of HCV peptide-encoding sequences so as to permit secretion of the peptide and thereby facilitate harvesting or bioavailability. Additionally, a given HCV nucleic acid can be mutated *in vitro* or *in vivo*, to create and/or destroy translation, initiation, and/or termination sequences, or to create variations in coding regions and/or form new restriction sites or destroy preexisting ones, or to facilitate further *in vitro* modification. (See *Example 1*). Any technique for mutagenesis known in the art can be used, including but not limited to, *in vitro* site-directed mutagenesis. (Hutchinson et al., *J. Biol. Chem.*, 253:6551 (1978)). The nucleic acids encoding the HCV peptides, described above, can be manipulated using conventional techniques in molecular biology so as to create recombinant constructs that express the HCV peptides.

[0092] Further, nucleic acids encoding other proteins or domains of other proteins can be joined to nucleic acids encoding an HCV peptide so as to create a fusion protein. Nucleotides encoding fusion proteins can include, but are not limited to, a full length NS3/4A sequence (SEQ. ID. NO.: 2 or SEQ. ID. NO.: 36), mutant NS3/4A sequences (e.g., SEQ. ID. NOs.: 3-11 or 40-220) or a peptide fragment of an NS3/4A sequence fused to an unrelated protein or peptide, such as for example, polyhistidine, hemagglutinin, an enzyme, fluorescent protein, or luminescent protein, as discussed below.

[0093] It was discovered that the construct "NS3/4A-pVAX" was significantly more immunogenic *in vivo* than the construct "NS3-pVAX". Surprisingly, it was also discovered that the codon-optimized NS3/4A containing construct ("MSLF1-pVAX") was more immunogenic *in vivo* than NS3/4A pVAX. The example below describes these experiments.

#### EXAMPLE 2

[0094] To determine whether a humoral immune response was elicited by the NS3-pVAX and NS3/4A-pVAX vectors, the expression constructs described in *Example 1* were purified using the Qiagen DNA purification system, according to the manufacturer's instructions and the purified DNA vectors were used to immunize groups of four to ten Balb/c mice. The plasmids were injected directly into regenerating tibialis anterior (TA) muscles as previously described (Davis et al., *Human Gene Therapy* 4(6):733 (1993)). In brief, mice were injected intramuscularly with 50  $\mu$ l/TA of 0.01mM cardiotoxin (Latoxan, Rosans, France) in 0.9% sterile NaCl. Five days later, each TA muscle was injected with 50  $\mu$ l PBS containing either rNS3 or DNA.

[0095] Inbred mouse strains C57/BL6 (H-2b), Balb/C (H-2d), and CBA (H-2k) were obtained from the breeding facility at Møllegaard Denmark, Charles River Uppsala, Sweden, or



B&K Sollentuna Sweden. All mice were female and were used at 4-8 weeks of age. For monitoring of humoral responses, all mice received a booster injection of 50  $\mu$ l /TA of plasmid DNA every fourth week. In addition, some mice were given recombinant NS3 (rNS3) protein, which was purified, as described herein. The mice receiving rNS3 were immunized no more than twice. All mice were bled twice a month.

**[0096]** Enzyme immunosorbent assays (EIAs) were used to detect the presence of murine NS3-specific antibodies. These assays were performed essentially as described (Chen et al., *Hepatology* 28(1): 219 (1998)). Briefly, rNS3 was passively adsorbed overnight at 4°C to 96-well microtiter plates (Nunc, Copenhagen, Denmark) at 1  $\mu$ g/ml in 50 mM sodium carbonate buffer (pH 9.6). The plates were then blocked by incubation with dilution buffer containing PBS, 2% goat serum, and 1% bovine serum albumin for one hour at 37°C. Serial dilutions of mouse sera starting at 1:60 were then incubated on the plates for one hour. Bound murine serum antibodies were detected by an alkaline phosphatase conjugated goat anti-mouse IgG (Sigma Cell Products, Saint Louis, MO) followed by addition of the substrate pNPP (1 tablet/5ml of 1M Diethanol amine buffer with 0.5 mM MgCl<sub>2</sub>). The reaction was stopped by addition of 1M NaOH and absorbency was read at 405 nm.

**[0097]** After four weeks, four out of five mice immunized with NS3/4A-pVAX had developed NS3 antibodies, whereas one out of five immunized with NS3-pVAX had developed antibodies (**FIGURE 1**). After six weeks, four out of five mice immunized with NS3/4A-pVAX had developed high levels ( $>10^4$ ) of NS3 antibodies (mean levels 10800 $\pm$ 4830) and one had a titer of 2160. Although all mice immunized with NS3-pVAX developed NS3 antibodies, none of them developed levels as high as that produced by the NS3/4A-pVAX construct (mean levels 1800 $\pm$ 805). The antibody levels elicited by the NS3/4A fusion construct were significantly higher than those induced by NS3-pVAX at six weeks (mean ranks 7.6 v.s 3.4,  $p<0.05$ , Mann-Whitney rank sum test, and  $p<0.01$ , Students t-test). Thus, immunization with either NS3-pVAX or NS3/4A-pVAX resulted in the production of NS3-specific antibodies, but the NS3/4A containing construct was a more potent immunogen.

**[0098]** A similar experiment was conducted to compare the immunogenicity of the NS3/4A-pVAX and MSLF1-pVAX constructs. To better resemble a future vaccination schedule in humans, however, the plasmids were delivered to groups of ten mice using a gene gun. In brief, plasmid DNA was linked to gold particles according to protocols supplied by the manufacturer (Bio-Rad Laboratories, Hercules, CA). Prior to immunization, the injection area was shaved and the immunization was performed according to the manufacturer's protocol. Each injection dose contained 4  $\mu$ g of plasmid DNA. Immunizations were performed on weeks 0, 4, and 8.

[0099] The MSLF1 gene was found to be more immunogenic than the native NS3/4A gene since NS3-specific antibodies were significantly higher in mice immunized with the MSLF1-pVAX construct at two weeks after the second and third immunization (TABLE 2). These results confirmed that the codon-optimized MSLF1-pVAX was a more potent B cell immunogen than NS3/4A-pVAX.

TABLE 2

Immunogen	Week	No. of injections	Mean NS3 titre	SD	Mann-Whitney
NS3/4A	2	1	0	0	NS
MSLF1	2	1	0	0	
NS3/4A	6	2	0	0	p<0.0002
MSLF1	6	2	2484	3800	
NS3/4A	10	3	60	0	p<0.0001
MSLF1	10	3	4140	4682	

[0100] The example below provides more evidence that MSLF-1 (coNS3/4a) produces a strong humoral response.

#### EXAMPLE 2A

[0101] To test the intrinsic immunogenicity of the different NS3 genes groups of BALB/c (H-2<sup>d</sup>) mice were immunized with the following vectors: wtNS3/4A (wild type NS3/4a), coNS3/4A (codon-optimized NS3/4a or MSLF-1), or wtNS3/4A-SFV (wild-type NS3/4A obtained from SFV expression). Doses of 4 µg DNA was administered using the gene gun and doses of 10<sup>7</sup> SFV particles were injected subcutaneously (s.c.). The mice were boosted after four weeks. The mice immunized with the wtNS3/4A-SFV developed antibodies already after the first injection suggesting a potent immunogenicity (Figure 10). At two weeks after the second immunization most mice immunized with the coNS3/4A or wtNS3/4A-SFV vectors had developed mean antibody levels over 10<sup>3</sup> (Figure 10). In contrast, none of the mice immunized with the wtNS3/4A plasmid had developed detectable NS3-specific antibodies at six weeks (Figure 10). Thus, both codon optimization and mRNA amplification by SFV results in an increased B cell immunogenicity of the NS3/4A gene.

[0102] To indirectly compare the T helper 1 (Th1) and Th2-skewing of the T cell response primed by wtNS3/4A, coNS3/4A, and wtNS3/4A-SFV immunizations the levels of NS3-specific IgG1 (Th2) and IgG2a (Th1) antibodies were analyzed (Figure 10). The IgG2a/IgG1-ratio in mice immunized with rNS3 with or without adjuvant was always < 1 regardless of the murine haplotype, signaling a Th2-dominated response. In contrast, mice immunized i.m. with the wtNS3 (wild-type NS3), wtNS3/4A, or coNS3/4A containing plasmids had Th1-skewed Th-cell responses evidenced by IgG2a/IgG1 ratios of > 1 (Figure 10). Thus, codon optimization did not change the

IgG subclass distribution. When genetically immunizing BALB/c mice with NS3/4A using the gene gun the subclass ratio suggested a mixed Th1/Th2 response (Figure 10). It should be noted that the codon optimized plasmid did not display an increased in vitro stimulatory capacity of B cells, as compared to the native plasmid, suggesting that no major immune stimulatory motifs had been lost or introduced.

[0103] Immunizations using SFV primed a Th1-, or mixed Th1/Th2-like isotype distribution. The anti-NS3 IgG2a/IgG1-ratio following wtNS3/4A-SFV immunization ranged from 2.4 to 20 between different experiments providing evidence of a Th1-like response. This is similar to the previous experience with SFV vectors where a Th1-skewed IgG subclass distribution was observed.

[0104] The example below describes experiments that were performed to determine if mutant NS3/4A peptides, which lack a proteolytic cleavage site, could elicit an immune response to NS3.

### EXAMPLE 3

[0105] To test if the enhanced immunogenicity of NS3/4A could be solely attributed to the presence of NS4A, or if the NS3/4A fusion protein in addition had to be cleaved at the NS3/4A junction, another set of experiments were performed. In a first experiment, the immunogenicity of the NS3-pVAX, NS3/4A-pVAX, and mutant NS3/4A constructs were compared in Balb/c mice. Mice were immunized on week 0 as described above, and, after two weeks, all mice were bled and the presence of antibodies to NS3 at a serum dilution of 1:60 was determined (TABLE 3). Mice were bled again on week 4. As shown in TABLE 3, all the constructs induced an immune response; the mutant constructs, for example, the NS3/4A-TGT-pVAX vector was comparable to the NS3-pVAX vector (4/10 vs. 0/10; NS, Fisher's exact test). The NS3/4A-pVAX vector, however, was more potent than the mutant constructs.

TABLE 3

Weeks from 1 <sup>st</sup> immunization	No. of antibody responders to the respective immunogen after one 100µg <i>i.m</i> immunization		
	NS3-pVAX	wild-type NS3/4A-pVAX	mutant example NS3/4A-TGT-pVAX
2	0/10	17/20	4/10
4	0/10 (<60)	20/20 (2415±3715) 55% > 10 <sup>3</sup> 10% > 10 <sup>4</sup>	10/10 (390±639) 50% > 10 <sup>2</sup> 10% > 10 <sup>3</sup>

[0106] During the chronic phase of infection, HCV replicates in hepatocytes, and spreads within the liver. A major factor in combating chronic and persistent viral infections is the cell-mediated immune defense system. CD4<sup>+</sup> and CD8<sup>+</sup> lymphocytes infiltrate the liver during the chronic phase of HCV infection, but they are incapable of clearing the virus or preventing liver damage. In addition, persistent HCV infection is associated with the onset of hepatocellular carcinoma (HCC). The examples below describe experiments that were performed to determine whether the NS3, NS3/4A, and MSLF1 constructs were capable of eliciting a T-cell mediated immune response against NS3.

#### EXAMPLE 4

[0107] To study whether the constructs described above were capable of eliciting a cell-mediated response against NS3, an *in vivo* tumor growth assay was performed. To this end, an SP2/0 tumor cell line (SP2/0-Ag14 myeloma cell line (H-2<sup>d</sup>)) stably transfected with the NS3/4A gene was made. The SP2/0 cells were maintained in DMEM medium supplemented with 10% fetal calf serum (FCS; Sigma Chemicals, St. Louis, MO), 2 mM L-Glutamine, 10mM HEPES, 100 U/ml Penicillin and 100 µg/ml Streptomycin, 1mM non-essential amino acids, 50 µM β-mercaptoethanol, 1mM sodium pyruvate (GIBCO-BRL, Gaithersburgh, MD). The pcDNA3.1 plasmid containing the NS3/4A gene was linearized by *BglIII* digestion. A total of 5µg linearized plasmid DNA was mixed with 60µg transfection reagent (Superfect, Qiagen, Germany) and the mixture was added to a 50% confluent layer of SP2/0 cells in a 35 mm dish. The transfection procedure was performed according to manufacturer's protocol.

[0108] Transfected cells were cloned by limiting dilution and selected by addition of 800 µg geneticin (G418) /ml complete DMEM medium after 14 days. A stable NS3/4A-expressing SP2/0 clone was identified using PCR and RTPCR and/or a capture EIA using a monoclonal antibody to NS3. All EIAs for the detection of murine NS3 antibodies were essentially performed as follows. In brief, rNS3 (recombinant NS3 protein produced in *E. Coli*, dialyzed overnight against PBS, and sterile filtered) was passively adsorbed overnight at 4°C to 96-well microtiter plates (Nunc, Copenhagen, Denmark) at 1 µg/ml in 50 mM sodium carbonate buffer (pH 9.6). The plates were then blocked by incubation with dilution buffer containing PBS, 2% goat serum, and 1% bovine serum albumin for one hour at +37°C. Serial dilutions of mouse sera starting at 1:60 were then incubated on the plates for one hour. Bound murine serum antibodies were detected by an alkaline phosphatase conjugated goat anti-mouse IgG (Sigma cellproducts, Saint Louis, Missouri USA) followed by addition of the substrate pNPP (1 tablet/5ml of 1M Diethanolamine buffer with 0.5 mM MgCl<sub>2</sub>). The reaction was stopped by addition of 1M NaOH. Absorbance was then read at 405 nm.

[0109] The *in vivo* growth kinetics of the SP2/0 and the NS3/4A-SP2/0 cell lines were then evaluated in Balb/c mice. Mice were injected subcutaneously with 2 x 10<sup>6</sup> tumor cells

in the right flank. Each day the size of the tumor was determined through the skin. The growth kinetics of the two cell lines was comparable. The mean tumor sizes did not differ between the two cell lines at any time point, for example. (See TABLE 4).

TABLE 4

Mouse ID	Tumor cell line	Maximum in vivo tumor size at indicated time point								
		5	6	7	8	11	12	13	14	15
1	SP2/0	1.6	2.5	4.5	6.0	10.0	10.5	11.0	12.0	12.0
2	SP2/0	1.0	1.0	2.0	3.0	7.5	7.5	8.0	11.5	11.5
3	SP2/0	2.0	5.0	7.5	8.0	11.0	11.5	12.0	12.0	13.0
4	SP2/0	4.0	7.0	8.0	10.0	13.0	15.0	16.5	16.5	17.0
5	SP2/0	1.0	1.0	3.0	4.0	5.0	6.0	6.0	6.0	7.0
Group mean		1.92	3.3	5.0	6.2	9.3	10.1	10.7	11.6	12.1
6	NS3/4A-SP2/0	1.0	2.0	3.0	3.5	4.0	5.5	6.0	7.0	8.0
7	NS3/4A-SP2/0	2.0	2.5	3.0	5.0	7.0	9.0	9.5	9.5	11.0
8	NS3/4A-SP2/0	1.0	2.0	3.5	3.5	9.5	11.0	12.0	14.0	14.0
9	NS3/4A-SP2/0	1.0	1.0	2.0	6.0	11.5	13.0	14.5	16.0	18.0
10	NS3/4A-SP2/0	3.5	6.0	7.0	10.5	15.0	15.0	15.0	15.5	20.0
Group mean		1.7	2.7	3.7	5.7	9.4	10.7	11.4	12.4	14.2
p-value of student's t-test comparison between group means		0.7736	0.6918	0.4027	0.7903	0.9670	0.7986	0.7927	0.7508	0.4623

[0110] The example below describes experiments that were performed to determine whether mice immunized with the NS3/4A constructs had developed a T-cell response against NS3.

#### EXAMPLE 5

[0111] To examine whether a T-cell response was elicited by the NS3/4A immunization, the capacity of an immunized mouse's immune defense system to attack the NS3-expressing tumor cell line was assayed. The protocol for testing for *in vivo* inhibition of tumor growth of the SP2/0 myeloma cell line in Balb/c mice has been described in detail previously (Encke et al., *J. Immunol.* 161:4917 (1998)). Inhibition of tumor growth in this model is dependent on the priming of cytotoxic T lymphocytes (CTLs). In a first set of experiments, groups of ten mice were immunized *i.m.* five times with one month intervals with either 100µg NS3-pVAX or 100 µg NS3/4A-pVAX. Two weeks after the last immunization  $2 \times 10^6$  SP2/0 or NS3/4A-SP2/0 cells were injected into the right flank of each mouse. Two weeks later the mice

were sacrificed and the maximum tumor sizes were measured. There was no difference between the mean SP2/0 and NS3/4A-SP2/0 tumor sizes in the NS3-pVAX immunized mice. (See TABLE 5).

TABLE 5

Mouse ID	Immunogen	Dose (µg)	Tumor cell line	Tumor growth	Maximum tumor size (mm)
1	NS3-pVAX	100	SP2/0	Yes	5
2	NS3-pVAX	100	SP2/0	Yes	15
3	NS3-pVAX	100	SP2/0	No	-
4	NS3-pVAX	100	SP2/0	Yes	6
5	NS3-pVAX	100	SP2/0	Yes	13
Group total				4/5	9.75±4.992
6	NS3-pVAX	100	NS3/4A-SP2/0	Yes	9
7	NS3-pVAX	100	NS3/4A-SP2/0	Yes	8
8	NS3-pVAX	100	NS3/4A-SP2/0	Yes	7
9	NS3-pVAX	100	NS3/4A-SP2/0	No	-
10	NS3-pVAX	100	NS3/4A-SP2/0	No	-
				3/5	8.00±1.00

Note: Statistical analysis (StatView): Student's t-test on maximum tumor size. P-values < 0.05 are considered significant.

**Unpaired t-test for Max diam**  
**Grouping Variable: Column 1**  
**Hypothesized Difference = 0**  
**Row exclusion: NS3DNA-Tumor-001213**

	Mean Diff.	DF	t-Value	P-Value
NS3-sp2, NS3-spNS3	1.750	5	0.58	0.584

**Group Info for Max diam**  
**Grouping Variable: Column 1**  
**Row exclusion: NS3DNA-Tumor-001213**

	Count	Mean	Variance	Std. Dev.	Std. Err
NS3-sp2	4	9.750	24.917	4.992	2.496
NS3-spNS3	3	8.000	1.000	1.000	0.57

[0112] To analyze whether administration of different NS3 containing compositions affected the elicitation of a cell-mediated immune response, mice were immunized with PBS, rNS3, a control DNA, or the NS3/4A construct, and tumor sizes were determined, as described

above. The NS3/4A construct was able to elicit a T-cell response sufficient to cause a statistically significant reduction in tumor size (*See TABLE 6*).

TABLE 6

Mouse ID	Immunogen	Dose ( $\mu\text{g}$ )	Tumor cell line	Anti-NS3	Tumor growth	Maximum tumor size (mm)
1	NS3-pVAX	10	NS3/4A-SP2/0	<60	+	12.0
2	NS3-pVAX	10	NS3/4A-SP2/0	<60	+	20.0
3	NS3-pVAX	10	NS3/4A-SP2/0	60	+	18.0
4	NS3-pVAX	10	NS3/4A-SP2/0	<60	+	13.0
5	NS3-pVAX	10	NS3/4A-SP2/0	<60	+	17.0
Group mean				60	5/5	16.0 $\pm$ 3.391
6	NS3-pVAX	100	NS3/4A-SP2/0	2160	+	10.0
7	NS3-pVAX	100	NS3/4A-SP2/0	<60	-	-
8	NS3-pVAX	100	NS3/4A-SP2/0	<60	-	-
9	NS3-pVAX	100	NS3/4A-SP2/0	360	-	-
10	NS3-pVAX	100	NS3/4A-SP2/0	<60	+	12.5
Group mean				1260	2/5	11.25 $\pm$ 1.768
11	NS3/4A-pVAX	10	NS3/4A-SP2/0	<60	+	10.0
12	NS3/4A-pVAX	10	NS3/4A-SP2/0	<60	-	-
13	NS3/4A-pVAX	10	NS3/4A-SP2/0	<60	-	-
14	NS3/4A-pVAX	10	NS3/4A-SP2/0	<60	+	13.0
15	NS3/4A-pVAX	10	NS3/4A-SP2/0	<60	+	13.5
Group mean				<60	3/5	12.167 $\pm$ 1.893
16	NS3/4A-pVAX	100	NS3/4A-SP2/0	60	+	10.0
17	NS3/4A-pVAX	100	NS3/4A-SP2/0	360	-	-
18	NS3/4A-pVAX	100	NS3/4A-SP2/0	2160	+	8.0
19	NS3/4A-pVAX	100	NS3/4A-SP2/0	2160	+	12.0
20	NS3/4A-pVAX	100	NS3/4A-SP2/0	2160	+	7.0
Group mean				1380	4/5	9.25 $\pm$ 2.217
36	p17-pcDNA3	100	NS3/4A-SP2/0	<60	+	20.0
37	p17-pcDNA3	100	NS3/4A-SP2/0	<60	+	7.0
38	p17-pcDNA3	100	NS3/4A-SP2/0	<60	+	11.0
39	p17-pcDNA3	100	NS3/4A-SP2/0	<60	+	15.0
40	p17-pcDNA3	100	NS3/4A-SP2/0	<60	+	18.0
Group mean				<60	5/5	14.20 $\pm$ 5.263
41	rNS3/CFA	20	NS3/4A-SP2/0	>466560	+	13.0
42	rNS3/CFA	20	NS3/4A-SP2/0	>466560	-	-
43	rNS3/CFA	20	NS3/4A-SP2/0	>466560	+	3.5
44	rNS3/CFA	20	NS3/4A-SP2/0	>466560	+	22.0
45	rNS3/CFA	20	NS3/4A-SP2/0	>466560	+	17.0
Group mean				466560	4/5	17.333 $\pm$ 4.509
46	PBS	-	NS3/4A-SP2/0	<60	+	10.0
47	PBS	-	NS3/4A-SP2/0	<60	+	16.5
48	PBS	-	NS3/4A-SP2/0	60	+	15.0
49	PBS	-	NS3/4A-SP2/0	<60	+	21.0
50	PBS	-	NS3/4A-SP2/0	<60	+	15.0
51	PBS	-	NS3/4A-SP2/0	<60	-	-
Group mean				60	5/6	15.50 $\pm$ 3.937

Note: Statistical analysis (StatView): Student's t-test on maximum tumor size. P-values < 0.05 are considered as significant.



**Unpaired t-test for Largest Tumor size**  
**Grouping Variable: group**  
**Hypothesized Difference = 0**

	Mean Diff.	DF	t-Value	P-Value
p17-sp3-4, NS3-100-sp3-4	2.950	5	.739	.4933
p17-sp3-4, NS3/4-10-sp3-4	2.033	6	.628	.5532
p17-sp3-4, NS3-10-sp3-4	-1.800	8	-.643	.5383
p17-sp3-4, NS3/4-100-sp3-4	4.950	7	1.742	.1250
p17-sp3-4, PBS-sp3-4	-1.300	8	-.442	.6700
p17-sp3-4, rNS3-sp3-4	-3.133	6	-.854	.4259
NS3-100-sp3-4, NS3/4-10-sp3-4	-.917	3	-.542	.6254
NS3-100-sp3-4, NS3-10-sp3-4	-4.750	5	-1.811	.1299
NS3-100-sp3-4, NS3/4-100-sp3-4	2.000	4	1.092	.3360
NS3-100-sp3-4, PBS-sp3-4	-4.250	5	-1.408	.2183
NS3-100-sp3-4, rNS3-sp3-4	-6.083	3	-1.744	.1795
NS3/4-10-sp3-4, NS3-10-sp3-4	-3.833	6	-1.763	.1283
NS3/4-10-sp3-4, NS3/4-100-sp3-4	2.917	5	1.824	.1277
NS3/4-10-sp3-4, PBS-sp3-4	-3.333	6	-1.344	.2274
NS3/4-10-sp3-4, rNS3-sp3-4	-5.167	4	-1.830	.1412
NS3-10-sp3-4, NS3/4-100-sp3-4	6.750	7	3.416	.0112
NS3-10-sp3-4, PBS-sp3-4	.500	8	.215	.8350
NS3-10-sp3-4, rNS3-sp3-4	-1.333	6	-.480	.6480
NS3/4-100-sp3-4, PBS-sp3-4	-6.250	7	-2.814	.0260
NS3/4-100-sp3-4, rNS3-sp3-4	-8.083	5	-3.179	.0246
PBS-sp3-4, rNS3-sp3-4	-1.833	6	-.607	.5662

[0113] The example below describes more experiments that were performed to determine whether the reduction in tumor size can be attributed to the generation of NS3-specific T-lymphocytes.

EXAMPLE 6

[0114] In the next set of experiments, the inhibition of SP2/0 or NS3/4A-SP2/0 tumor growth was again evaluated in NS3/4A-pVAX immunized Balb/c mice. In mice immunized with the NS3/4A-pVAX plasmid, the growth of NS3/4A-SP2/0 tumor cells was significantly inhibited as compared to growth of the non-transfected SP2/0 cells. (See TABLE 7). Thus, NS3/4A-pVAX immunization elicits CTLs that inhibit growth of cells expressing NS3/4A *in vivo*.

TABLE 7

Mouse ID	Immunogen	Dose (µg)	Tumor cell line	Tumor growth	Maximum tumor size (mm)
11	NS3/4A-pVAX	100	SP2/0	No	-
12	NS3/4A-pVAX	100	SP2/0	Yes	24
13	NS3/4A-pVAX	100	SP2/0	Yes	9
14	NS3/4A-pVAX	100	SP2/0	Yes	11
15	NS3/4A-pVAX	100	SP2/0	Yes	25
				4/5	17.25±8.421
16	NS3/4A-pVAX	100	NS3/4A-SP2/0	No	-
17	NS3/4A-pVAX	100	NS3/4A-SP2/0	Yes	9
18	NS3/4A-pVAX	100	NS3/4A-SP2/0	Yes	7
19	NS3/4A-pVAX	100	NS3/4A-SP2/0	Yes	5
20	NS3/4A-pVAX	100	NS3/4A-SP2/0	Yes	4
				4/5	6.25±2.217

Note: Statistical analysis (StatView): Student's t-test on maximum tumor size. P-values < 0.05 are considered significant.

**Unpaired t-test for Max diam**  
**Grouping Variable: Column 1**  
**Hypothesized Difference = 0**  
**Row exclusion: NS3DNA-Tumor-001213**

	Mean Diff.	DF	t-Value	P-Value
NS3/4-sp2, NS3/4-spNS3	11.000	6	2.526	0.044

**Group Info for Max diam**  
**Grouping Variable: Column 1**  
**Row exclusion: NS3DNA-Tumor-001213**

	Count	Mean	Variance	Std. Dev.	Std. Err
NS3/4-sp2	4	17.250	70.917	8.421	4.211
NS3/4-spNS3	4	6.250	4.917	2.217	1.109

[0115] In another set of experiments, the inhibition of NS3/4A-expressing SP2/0 tumor growth was evaluated in MSLF1-pVAX immunized Balb/c mice. In brief, groups of mice were immunized with different immunogens (4µg of plasmid) using a gene gun at weeks zero, four, eight, twelve, and sixteen. Two weeks after the last immunization approximately 2 x 10<sup>6</sup> NS3/4A-expressing SP2/0 cells were injected *s.c* into the right flank of the mouse. The kinetics of the tumor growth was then monitored by measuring the tumor size through the skin at days seven, 11, and 13. The mean tumor sizes were calculated and groups were compared using the Mann-Whitney non-parametric test. At day 14 all mice were sacrificed.

[0116] After only a single immunization, tumor inhibiting responses were observed. (See FIGURE 2 and TABLE 8). After two immunizations, both the NS3/4A-pVAX and MSLF1-pVAX plasmids primed tumor-inhibiting responses. (See FIGURE 3 and TABLE 9). The tumors were significantly smaller in mice immunized with the MSLF1 gene, however, as compared to the native NS3/4A gene. After three injections, both plasmids effectively primed comparable tumor inhibiting responses. (See FIGURE 4 and TABLE 10). These experiments provided evidence that the MSLF-1 gene was more efficient in activating tumor inhibiting immune responses *in vivo* than NS3/4A-pVAX.

TABLE 8

Group	MSLF1-pVAX1	NS3/4A-pVAX1	Non-immunized
MSLF1-pVAX1	-	N.S.	p<0,05
NS3/4A-pVAX1	N.S.	-	p<0,05
Non-immunized	p<0,05	p<0,05	-

TABLE 9

Group	MSLF1-pVAX1	NS3/4A-pVAX1	Non-immunized
MSLF1-pVAX1	-	p<0,05	p<0,01
NS3/4A-pVAX1	p<0,05	-	p<0,01
Non-immunized	p<0,01	p<0,01	-

TABLE 10

Group	MSLF1-pVAX1	NS3/4A-pVAX1	Non-immunized
MSLF1-pVAX1	-	N.S.	p<0,01
NS3/4A-pVAX1	N.S.	-	p<0,01
Non-immunized	p<0,01	p<0,01	-

[0117] The example below describes experiments that were performed to analyze the efficiency of various NS3 containing compositions in eliciting a cell-mediated response to NS3.

## EXAMPLE 7

[0118] To determine whether NS3-specific T-cells were elicited by the NS3/4A immunizations, an *in vitro* T-cell mediated tumor cell lysis assay was employed. The assay has

been described in detail previously (Sallberg et al., *J. Virol.* 71:5295 (1997)). In a first set of experiments, groups of five Balb/c mice were immunized three times with 100 $\mu$ g NS3/4A-pVAX *i.m.* Two weeks after the last injection the mice were sacrificed and splenocytes were harvested. Re-stimulation cultures with 3 x 10<sup>6</sup> splenocytes and 3 x 10<sup>6</sup> NS3/4A-SP2/0 cells were set. After five days, a standard Cr<sup>51</sup>-release assay was performed using NS3/4A-SP2/0 or SP2/0 cells as targets. Percent specific lysis was calculated as the ratio between lysis of NS3/4A-SP2/0 cells and lysis of SP2/0 cells. Mice immunized with NS3/4A-pVAX displayed specific lysis over 10% in four out of five tested mice, using an effector to target ratio of 20:1 (See **FIGURES 5A** and **5B**).

**[0119]** In a next set of experiments, the T cell responses to MSLF1-pVAX and NS3/4A-pVAX were compared. The ability of the two plasmids to prime *in vitro* detectable CTLs were evaluated in C57/BL6 mice since an H-2b-restricted NS3 epitope had been previously mapped. Groups of mice were immunized with the two plasmids and CTLs were detected *in vitro* using either peptide coated H-2b expressing RMA-S cells or NS3/4A-expressing EL-4 cells. Briefly, *in vitro* stimulation was carried out for five days in 25-ml flasks at a final volume of 12 ml, containing 5U/ml recombinant murine IL-2 (mIL-2; R&D Systems, Minneapolis, MN). The restimulation culture contained a total of 40 x 10<sup>6</sup> immune spleen cells and 2 x 10<sup>6</sup> irradiated (10,000 rad) syngenic SP2/0 cells expressing the NS3/4A protein. After five days *in vitro* stimulation a standard <sup>51</sup>Cr-release assay was performed. Effector cells were harvested and a four-hour <sup>51</sup>Cr assay was performed in 96-well U-bottom plates in a total volume of 200 $\mu$ l. A total of 1 x 10<sup>6</sup> target cells was labeled for one hour with 20 $\mu$ l of <sup>51</sup>Cr (5 mCi/ml) and then washed three times in PBS. Cytotoxic activity was determined at effector:target (E:T) ratios of 40:1, 20:1, and 10:1, using 5 x 10<sup>3</sup> <sup>51</sup>Cr-labeled target cells/well.

**[0120]** Alternatively, splenocytes were harvested from C57BL/6 mice 12 days after peptide immunization and were resuspended in RPMI 1640 medium supplemented with 10% FCS, 2 mM L-Glutamine, 10mM HEPES, 100 U/ml Penicillin and 100  $\mu$ g/ml Streptomycin, 1mM non-essential amino acids, 50  $\mu$ M  $\beta$ -mercaptoethanol, 1mM sodium pyruvate. *In vitro* stimulation was carried out for five days in 25ml flasks in a total volume of 12ml, containing 25 x 10<sup>6</sup> spleen cells and 25 x 10<sup>6</sup> irradiated (2,000 rad) syngeneic splenocytes. The restimulation was performed in the presence of 0.05  $\mu$ M NS3/4A H-2D<sup>b</sup> binding peptide (sequence GAVQNEVTL **SEQ. ID. NO.:** 37) or a control peptide H-2D<sup>b</sup> peptide (sequence KAVYNFATM **SEQ. ID. NO.:** 38). After five days a <sup>51</sup>Cr-release assay was performed. RMA-S target cells were pulsed with 50 $\mu$ M peptide for 1.5 hrs at +37°C prior to <sup>51</sup>Cr-labelling, and then washed three times in PBS. Effector cells were harvested and the four hour <sup>51</sup>Cr assay was performed as described. Cytotoxic activity was determined at the E:T ratios 60:1, 20:1, and 7:1 with 5 x 10<sup>3</sup> <sup>51</sup>Cr-labeled target

cells/well. By these assays, it was determined that the MSLF1 gene primed higher levels of *in vitro* lytic activity compared to the NS3/4A-pVAX vector. (See **FIGURE 6A-6L**). Similar results were obtained with both the peptide coated H-2b expressing RMA-S cells and NS3/4A-expressing EL-4 cells.

**[0121]** Additional evidence that the codon-optimized MSLF1 gene primed NS3-specific CTLs more effectively than the native NS3/4A gene was obtained using flow cytometry. The frequency of NS3/4A-peptide specific CD8+ T cells were analyzed by *ex-vivo* staining of spleen cells from NS3/4A DNA immunized mice with recombinant soluble dimeric mouse H-2D<sup>b</sup>:Ig fusion protein. Many of the monoclonal antibodies and MHC:Ig fusion proteins described herein were purchased from BDB Pharmingen (San Diego, CA); Anti-CD16/CD32 (Fc-block™, clone 2.4G2), FITC conjugated anti-CD8 (clone 53-6.7), FITC conjugated anti-H-2K<sup>b</sup> (clone AF6-88.5), FITC conjugated anti-H-2D<sup>b</sup> (clone KH95), recombinant soluble dimeric mouse H-2D<sup>b</sup>:Ig, PE conjugated Rat-α Mouse IgG1 (clone X56).

**[0122]** Approximately,  $2 \times 10^6$  spleen cells resuspended in 100 μl PBS/1% FCS (FACS buffer) were incubated with 1 μg/ $10^6$  cells of Fc-blocking antibodies on ice for 15 minutes. The cells were then incubated on ice for 1.5 hrs with either 2 μg/ $10^6$  cells of H-2D<sup>b</sup>:Ig preloaded for 48 hours at +4°C with 640 nM excess of NS3/4A derived peptide (sequence GAVQNEVTL SEQ. ID. NO.: 37) or 2 μg/ $10^6$  cells of unloaded H-2D<sup>b</sup>:Ig fusion protein. The cells were then washed twice in FACS buffer and resuspended in 100 μl FACS buffer containing 10 μl/100μl PE conjugated Rat-α Mouse IgG1 secondary antibody and incubated on ice for 30 minutes. The cells were then washed twice in FACS buffer and incubated with 1μg/ $10^6$  cells of FITC conjugated α-mouse CD8 antibody for 30 minutes. The cells were then washed twice in FACS buffer and resuspended in 0.5 ml FACS buffer containing 0.5 μg/ml of PI. Approximately 200,000 events from each sample were acquired on a FACS Calibur (BDB) and dead cells (PI positive cells) were excluded from the analysis.

**[0123]** The advantage of quantifying specific CTLs by FACS analysis is that it bypasses the possible disadvantages of *in vitro* expansion of CTLs in vitro prior to analysis. Direct *ex-vivo* quantification of NS3-specific CTLs using NS3-peptide loaded divalent H-2D<sup>b</sup>:Ig fusion protein molecules revealed that the codon optimized MSLF-1 gene primed a effectively primed NS3-specific CTLs already after two immunizations, whereas the original NS3/4A gene did not (Table). Thus, the optimized MSLF-1 gene effectively primes NS3-specific CTLs that are of higher frequency and of better functionality by all parameters tested, as compared to the original NS3/4A gene. The example below provides more evidence that codon optimized NS3/4A efficiently primes NS3 specific cytotoxic T cells.

## EXAMPLE 7A

[0124] Initially, the frequency of NS3-specific CTLs that could be primed by gene gun immunization using the wtNS3, wtNS3/4A and coNS3/4A expressing plasmids was determined. The coNS3/4A plasmid primed higher precursor frequencies of NS3-specific CTL as compared to the wtNS3 gene enforcing the importance of NS4A (FIGURE 11). No statistical difference in CTL precursor frequencies was noted between the wtNS3/4A and coNS3/4A expressing plasmids when analyzed directly *ex vivo* (FIGURE 11). A single immunization with the coNS3/4A plasmid or wtNS3/4A-SFV primed around 1% of peptide-specific CTLs within two weeks from immunization (FIGURE 11). The specificity of the detection of NS3-specific CTLs was confirmed by a five-day restimulation *in vitro* with the NS3-peptide, by which high precursor frequencies were observed after immunization with the coNS3/4A gene (FIGURE 11).

[0125] To directly compare the *in vitro* lytic activity of the NS3-specific CTLs primed by different vectors, a standard <sup>51</sup>Cr-release assay was performed after one or two immunizations. The lytic activity of the *in vivo* primed CTLs were assayed on both NS3-peptide loaded H-2D<sup>b</sup> expressing RMA-S cells and EL-4 cells stably expressing NS3/4A. After one dose, the coNS3/4A plasmid and the wtNS3/4A-SFV vector was clearly more efficient than the wtNS3/4A plasmid in priming CTLs that lysed NS3-peptide coated target cells (FIGURE 12). Thus, the CTL priming event was enhanced by codon optimization or mRNA amplification of the NS3/4A gene. The difference was less clear when using the NS3/4A-expressing EL-4 cells presumably since this assay is less sensitive (FIGURE 12). After two immunizations all NS3/4A vectors seemed to prime NS3-specific CTLs with a similar efficiency (FIGURE 12). However, two immunizations with any of the NS3/4A-containing vectors were clearly more efficient in priming NS3-specific CTLs as compared to the plasmid containing only the wtNS3 gene (FIGURE 12), which is fully consistent with the CTL precursor analysis and previous observations. Thus, codon optimization or mRNA amplification of the NS3/4A gene more rapidly primes NS3-specific CTLs.

[0126] Analysis of the inhibition of tumor growth *in vivo* in BALB/c mice using SP2/0 myeloma cells, or in C57BL/6 mice using EL-4 lymphoma cells, expressing an HCV viral antigen is recognized by those in the field to represent the *in vivo* functional HCV-specific immune response. (See Encke J et al., J Immunol 161: 4917-4923 (1998)). An SP2/0 cell line stably expressing NS3/4A has previously been described (see Frelin L et al., Gene Ther 10: 686-699 (2003)) and an NS3/4A expressing EL-4 cell line was characterized as described below.

[0127] To confirm that inhibition of tumor growth using the NS3/4A-expressing EL-4 cell line is fully dependent on an NS3/4A-specific immune response a control experiment was performed. Groups of ten C57BL/6 mice were either left nonimmunized, or immunized twice with the coNS3/4A plasmid. Two weeks after the last immunization the mice were challenged with an s.c. injection of 10<sup>6</sup> native EL-4 or NS3/4A-expressing EL-4 cells (NS3/4A-EL-4). An NS3/4A-

specific immune response was required for protection, since only the immunized mice were protected against growth of the NS3/4A-EL-4 cell line (FIGURE 13). Thus, this H-2<sup>b</sup>-restricted model behaves similarly to the SP2/0 H-2<sup>d</sup> restricted model.

[0128] Immunizations with recombinant NS3 protein provided evidence that both NS3/4A-specific B cells and CD4+ T cells were not of a pivotal importance in protection against tumor growth. In vitro depletion of CD4+ or CD8+ T cells of splenocytes from coNS3/4A plasmid immunized H-2<sup>b</sup> mice provided evidence that CD8+ T cells were the major effector cells in the <sup>51</sup>Cr-release assay. To define the in vivo functional anti-tumor effector cell population, CD4+ or CD8+ T cells in mice immunized with the coNS3/4A plasmid one week prior to, and during, challenge with the NS3/4A-EL-4 tumor cell line were selectively depleted. Analysis by flow cytometry revealed that 85% of CD4+ and CD8+ T cells had been depleted, respectively. This experiment revealed that in vivo depletion of CD4+ T cells had no significant effect on the tumor immunity (FIGURE 13). In contrast, depletion of CD8+ T cells in vivo significantly reduced the tumor immunity ( $p < 0.05$ , ANOVA; FIGURE 13). Thus, as expected, NS3/4A-specific CD8+ CTLs seems to be the major protective cell at the effector stage in the in vivo model for inhibition of tumor growth.

[0129] The tumor challenge model was then used to evaluate how effective the different immunogens were in priming a protective immunity against growth of NS3/4A-EL-4 tumor cells in vivo. To ensure that the effectiveness of the priming event was studied, all mice were immunized only once. Fully consistent with the in vitro CTL data did we find that only vectors containing NS3/4A were able to rapidly prime protective immune responses as compared to the immunized with the empty pVAX plasmid ( $p < 0.05$ , ANOVA; FIGURE 14). However, this was dependent on NS4A but independent of either codon optimization or mRNA amplification, suggesting that C57BL/6 mice are quite easily protected against tumor growth using genetic immunization.

[0130] To further clarify the prerequisites for priming of the in vivo protective CD8+ CTL responses additional experiments were performed. First, C57BL/6 mice immunized with the NS3-derived CTL peptide were not protected against growth of NS3/4A-EL-4 tumors (FIGURE 14). Second, immunization with recombinant NS3 in adjuvant did not protect against tumor growth (FIGURE 14). NS3-derived CTL peptide effectively primes CTLs in C57BL/6 mice and rNS3 in adjuvant primes high levels of NS3-specific T helper cells. Thus, an endogenous production of NS3/4A seems to be needed to prime in vivo protective CTLs. To further characterize the priming event, groups of B cell ( $\mu$ MT) or CD4 deficient C57BL/6 mice were immunized once with the coNS3/4A gene using gene gun, and were challenged two weeks later (FIGURE 14). Since both lineages were protected against tumor growth we conclude that neither B cells nor CD4+ T cells were required for the priming of in vivo functional NS3/4A-specific CTLs (FIGURE 14). In

conclusion, the priming of in vivo tumor protective NS3/4A-specific CTLs in C57BL/6 mice requires NS4A and an endogenous expression of the immunogen. In C57BL/6 mice the priming is less dependent on the gene delivery route or accessory cells, such as B cells or CD4<sup>+</sup> T cells. The fact that the priming of in vivo functional CTL by the coNS3/4A DNA plasmid was independent of CD4<sup>+</sup> T helper cells may help to explain the speed by which the priming occurred.

[0131] Repeated experiments in C57BL/6 mice using the NS3/4A-EL-4 cell line have shown that protection against tumor growth is obtained already after the first immunization with the NS3/4A gene, independent of codon optimization or mRNA amplification. Also, after two injections the immunity against NS3/4A-EL-4 tumor growth was even further enhanced, but only when NS4A was present. Thus, this model may therefore not be sufficiently sensitive to reveal subtle differences in the intrinsic immunogenicity of different immunogens.

[0132] To better compare the immunogenicity of the wtNS3/4A and the coNS3/4A DNA plasmids, additional experiments were performed in H-2<sup>d</sup> mice, where at least two immunizations seemed to be required for a tumor protective immunity. It is important to remember that the IgG subclass distribution obtained after gene gun immunization with the NS3/4A gene in BALB/c mice suggested a mixed Th1/Th2-like response. Thus, it was possible that a Th2-like immunization route (gene gun) in the Th2-prone BALB/c mouse strain may impair the ability to prime in vivo effective CTL responses.

[0133] Groups of ten BALB/c mice were immunized once, twice, or thrice with 4 µg of the respective DNA plasmid using the gene gun (FIGURE 15). The mice were challenged two weeks after the last injection. Accordingly, these experiments provided more evidence that the coNS3/4A plasmid primed an in vivo functional NS3/4A-specific tumor inhibiting immunity more rapidly than the wild type plasmid (FIGURE 15). Two doses of the coNS3/4A primed a significantly better NS3/4A-specific tumor inhibiting immunity as compared to the wtNS3/4A plasmid ( $p < 0.05$ , ANOVA; FIGURE 15). After three doses the tumor inhibiting immunity was the same. Thus, the data above verified that the codon optimization of the NS3/4A gene primes NS3-specific CTLs more rapidly.

[0134] As set forth herein, the NS3/4A gene can be used as a vaccine. Although it had been determined that NS3/4A quickly primed in vivo functional CTLs, the effect of therapeutic immunization after the injection of tumor cells was analyzed next. Groups of ten C57BL/6 mice were challenged with  $10^6$  NS3/4A-EL-4 tumor cells. One group was immunized transdermally with 4 µg coNS3/4A at six days, and another group at 12 days, after tumor challenge. After the therapeutic vaccination both groups had significantly smaller tumors as compared to the nonimmunized control group ( $p < 0.01$ , respectively, ANOVA; FIGURE 16). This confirms that the vaccine rapidly primes CTLs, which are able to home to and infiltrate the NS3/4A-expressing tumors. Thus, gene gun immunization with the coNS3/4A plasmid also works as a therapeutic



vaccine. That is, gene gun immunization using the coNS3/4A gene six to 12 days after inoculation of NS3/4A-expressing tumor cells significantly inhibited tumor growth. Overall, a rapid priming of HCV NS3-specific immune responses that are functional in vivo are generated by either DNA based immunization with a codon optimized gene or by mRNA amplification by the SFV replicon. By using these approaches, one can prepare very effective vaccines for the treatment and prevention of chronic HCV infections. The next example described in greater detail some of the materials and methods used in the experiments described herein.

#### EXAMPLE 7B

##### I. *Mice*

[0135] Inbred BALB/c (H-2<sup>d</sup>) and C57BL/6 (H-2<sup>b</sup>) mice were obtained from commercial vendors (Møllegaard, Denmark). B cell ( $\mu$ MT) deficient mice were kindly provided by Dr Karin Sandstedt, Karolinska Institutet, Sweden. CD4 deficient C57BL/6 mice were obtained from the breeding facility at the Microbiology and Tumorbiology Centre, Karolinska Institutet. All mice were female and were used at 4-8 weeks of age at the start of the experiments.

##### II. *Recombinant NS3 ATPase/helicase domain protein*

[0136] The recombinant NS3 (rNS3) protein was kindly provided by Darrell L. Peterson, Department of Biochemistry, Commonwealth University, VA. The production of recombinant NS3 protein (not including NS4A) in *E. Coli* has been described in the field. Prior to use the rNS3 protein was dialyzed over night against PBS and sterile filtered.

##### *Generation of a synthetic codon optimized (co) NS3/4A gene*

[0137] The sequence of the previously isolated and sequenced unique wtNS3/4A gene was analyzed for codon usage with respect to the most commonly used codons in human cells. A total of 435 nucleotides were replaced to optimize codon usage for human cells. The sequence was sent to Retrogen Inc (San Diego, CA) for generation of a full-length synthetic coNS3/4A gene. The coNS3/4A gene had a sequence homology of 79% with the region at nucleotide positions 3417-5475 of the HCV-1 reference strain. A total of 433 nucleotides differed. On an amino acid level the homology with the HCV-1 strain was 98% (15 amino acids differed).

[0138] The full-length codon optimized 2.1 kb DNA fragment of the HCV genotype 1b corresponding to the amino acids 1007 to 1711 encompassing the NS3 and NS4A. NS3/NS4A gene fragment was inserted into a Bam HI and Xba I digested pVAX vector (Invitrogen, San Diego) to give the coNS3/4A-pVAX plasmid. The expression construct was sequenced to ensure correct sequence and reading frame. The protein expression was analysed by an in vitro transcription and translation assay. Plasmids were grown in competent TOP10 *E. Coli*. (Invitrogen). Plasmid DNA used for in vivo injection, was purified by using Qiagen DNA purification columns according to the manufacturers instructions (Qiagen GmbH, Hilden, FRG). The concentration of the resulting plasmid DNA was determined spectrophotometrically (Dynaquant, Pharmacia Biotech, Uppsala,

Sweden). Purified DNA was dissolved in sterile phosphate buffer saline (PBS) at concentrations of 1 mg/ml.

### III. *In vitro translation assay*

[0139] To ensure that the wtNS3/4A and coNS3/4A genes were intact and could be translated, an *in vitro* transcription assay using the prokaryotic T7 coupled reticulocyte lysate system (TNT; Promega, Madison, WI) was performed. To compare the translation efficiency from the two plasmids the amount input DNA was diluted in serial dilutions (6 ng to 1 ng) prior to addition to the TNT assay.

### IV. *Transient transfections*

[0140] HepG2 cells were transiently transfected by standard protocols. In brief, HepG2 cells were plated into 2.5cm<sup>2</sup> wells (0,5 x 10<sup>6</sup>) in DMEM medium the day before transfection. Two µg of each plasmid DNA construct (wtNS3/4A and coNS3/4A) was transfected into HepG2 cells using Fugene 6 Transfection Reagent (Roche). After transfection, the HepG2 cells were incubated for 24-48hrs.

#### *Protein sample preparation and analysis*

[0141] Cell lysates were analysed by immunoprecipitation followed by SDS-PAGE. In brief, transiently transfected HepG2 cells were lysed in RIPA buffer (0,15M NaCl, 50mM Tris, 1% Triton-X 100, 1% Na-deoxycholate and 1% SDS). The cell lysates were immunoprecipitated with protein A sepharose and anti-NS3 polyclonal antibody overnight at 4°C. The washed pellets were re-suspended in SDS sample buffer, heated at 100°C for 5 minutes prior to SDS-PAGE analysis on 4-12% Bis-Tris gel (Invitrogen) and electrotransferred onto Nitrocellulose membranes.

#### *Analysis of NS3 protein expression*

[0142] Detection of NS3 protein was done according to manufacturer's protocol by using a chemiluminescence-linked Western blot kit (WesternBreeze; Invitrogen). NS3 protein expression was detected and quantified as a chemiluminescent signal by using an NS3-specific polyclonal antibody. Chemiluminescent signals were detected by using the GeneGnome (Syngene, Cambridge, UK). Quantification of chemiluminescence Western blots was performed on GeneGnome and units of intensity from each protein band was calculated and compared to a standard curve of rNS3.

#### *Semliki forest virus (SFV) vectors*

[0143] Baby Hamster Kidney (BHK)-21 cells were maintained in complete BHK medium supplemented with 5% FCS, 10% tryptose phosphate broth, 2mM glutamine, 20mM HEPES and antibiotics (streptomycin 10µg/ml and penicillin 100 IU/ml).

[0144] The wtNS3/4A gene was isolated by PCR as Spe1-BstB1 fragment and inserted into the Spe1-BstB1 site of pSFV10Enh containing a 34 amino acid long translational

enhancer sequence of capsid followed by the FMDV 2a cleavage peptide. Packaging of recombinant RNA into rSFV particles was done using a two-helper RNA system. Indirect immunofluorescence of infected BHK cells was performed to determine the titre of the recombinant virus stocks.

*V. Immuno fluorescence*

[0145] BHK cells were transiently transfected with coNS3/4A-pVAX1 according to standard techniques using Lipofectamine plus reagent (Invitrogen) or infected by rSFV. NS3 protein was detected by indirect immunofluorescence.

*VI. Immunization protocols*

[0146] Groups (5-10 mice/group) of female BALB/c (H-2<sup>d</sup>) or C57BL/6 (H-2<sup>b</sup>) mice, 4-8 weeks old, were immunized by needle injections of 100 µg of plasmid DNA encoding individual or multiple HCV proteins. Plasmid DNA in PBS was given intramuscularly (i.m.) in the tibialis anterior (TA) muscle. Where indicated in the text, the mice were injected i.m. with 50 µL/TA of 0,01mM cardiotoxin (Latoxan, Rosans, France) in 0,9% sterile saline NaCl, five days prior to DNA immunization. The mice were boosted at four-week intervals.

[0147] For gene gun based immunizations, plasmid DNA was linked to gold particles (1 µm) according to protocols supplied by the manufacturer (Bio-Rad Laboratories, Hercules, CA). Prior to immunization the abdominal injection area was shaved and the immunization was performed according to the manufacturer's protocol at a helium discharge pressure of 500 psi. Each injection dose contained 4 µg of plasmid DNA. The mice were boosted with the same dose at monthly intervals.

[0148] For rSFV particle immunizations, mice were immunized subcutaneously, in the base of the tail, with  $1 \times 10^7$  virus particles diluted in PBS (wtNS3/4A-SFV), in a final volume of 100 µl. Peptide immunization was performed by subcutaneous immunization in the base of the tail with 100 µg peptide mixed 1:1 in complete Freund's adjuvant.

[0149] ELISA for detection of murine anti-HCV NS3 antibodies

[0150] Serum for antibody detection and isotyping was collected every second or fourth week after the first immunization by retroorbital bleeding of isofluorane-anesthetized mice. The enzyme immuno assays were performed as previously described.

*Cell lines*

[0151] The SP2/0-Ag14 myeloma cell line (H-2<sup>d</sup>) was maintained in DMEM medium supplemented with 10% fetal calf serum (FCS; Sigma Chemicals, St. Louis, MO), 2 mM L-Glutamin, 10mM HEPES, 100 U/ml Penicillin and 100 µg/ml Streptomycin, 1mM non-essential amino acids, 50 µM β-mercaptoethanol, 1mM sodium pyruvate (GIBCO-BRL, Gaithersburgh, MD).

SP2/0-Ag14 cells with stable expression of NS3/4A were maintained in 800 µg geneticin (G418) /ml complete DMEM medium.

[0152] The EL-4 lymphoma (H-2<sup>b</sup>) cells were maintained in RPMI 1640 medium supplemented with 10% FCS, 10mM HEPES, 1mM sodium pyruvate, 1mM non-essential amino acids, 50µM β-mercaptoethanol, 100U/ml Penicillin and 100µg/ml Streptomycin (GIBCO-BRL). EL-4 cells with stable expression of NS3/4A were generated by transfection of EL-4 cells with the linearized NS3/4A-pcDNA3.1 plasmid using the SuperFect (Qiagen GmbH, Hilden, FRG) transfection reagent. The transfection procedure was performed according to manufacturer's protocol. Transfected cells were cloned by limiting dilution and selected by addition of 800 µg geneticin (G418) /ml complete RPMI 1640 medium.

[0153] RMA-S cells (a kind gift from Professor Klas Kärre, Karolinska Institutet, Sweden) were maintained in RPMI 1640 medium supplemented with 5% FCS, 2 mM L-Glutamin, 100 U/ml Penicillin and 100 µg/ml Streptomycin. All cells were grown in a humidified 37°C, 5% CO<sub>2</sub> incubator.

#### VII. *In vivo depletion of T cells*

[0154] CD4 and CD8 T cell subpopulations were depleted *in vivo* by intraperitoneal injection of purified hybridoma supernatant. A total of 0.4 mg per mouse per injection of anti-CD4 (clone GK1.5) or anti-CD8 (clone 53-6.7) was injected on days -3, -2, and -1 before tumor challenge, and on days 3, 6, 10, and 13 after challenge. Flow cytometric analysis of peripheral blood mononuclear cell populations at days 0, 3, 6, 10, and 13 demonstrated that more than 85% of the CD4 and CD8 T cells were depleted.

#### *In vivo challenge with the NS3/4A-expressing tumor cells*

[0155] *In vivo* challenge of immunized mice with the NS3/4A-expressing SP2/0 myeloma or EL-4 lymphoma cell line was performed according to the method described by Encke et al., supra. In brief, groups of BALB/c or C57BL/6 mice were immunized with different immunogens at weeks zero, four, and eight as described. Two weeks after the last immunisation 1 x 10<sup>6</sup> NS3/4A-expressing SP2/0 or EL-4 cells were injected subcutaneously in the right flank. The kinetics of the tumor growth was determined by measuring the tumor size through the skin at days six to 20. Kinetic tumor development in two groups of mice was compared using the area under the curve (AUC). The mean tumor sizes were compared using the analysis of variance (ANOVA) test. At day 20 all mice were sacrificed.

[0156] To test the therapeutic effect of the vaccines groups of mice were inoculated with the tumor cells as described above. After six or 12 days the mice were immunized once. The tumor growth was monitored from day 6 to day 20.

#### *Antibodies and MHC:Ig fusion protein*

[0157] All monoclonal antibodies and MHC:Ig fusion proteins were purchased from BDB Pharmingen (San Diego, CA); Anti-CD16/CD32 (Fc-block™, clone 2.4G2), FITC conjugated anti-CD8 (clone 53-6.7), Cy-Chrome conjugated anti-CD4 (clone RM4-5), FITC conjugated anti-H-2D<sup>b</sup> (clone KH95), recombinant soluble dimeric mouse H-2D<sup>b</sup>:Ig, PE conjugated Rat- $\alpha$  Mouse IgG1 (clone X56).

*VIII. Detection of NS3/4A-specific CTL activity*

[0158] Spleen cells from DNA or rSFV immunized C57BL/6 mice were resuspended in complete RPMI 1640 medium supplemented with 10% FCS, 2 mM L-Glutamine, 10mM HEPES, 100 U/ml Penicillin and 100  $\mu$ g/ml Streptomycin, 1mM non-essential amino acids, 50  $\mu$ M  $\beta$ -mercaptoethanol, 1mM sodium pyruvate. In vitro stimulation was carried out for five days in 25-ml flasks at a final volume of 12 ml, containing 5U/ml recombinant murine IL-2 (mIL-2; R&D Systems, Minneapolis, MN, USA). The restimulation culture contained a total of  $25 \times 10^6$  immune spleen cells and  $2,5 \times 10^6$  irradiated (10,000 rad) syngenic EL-4 cells expressing the NS3/4A protein. After five days in vitro stimulation a standard <sup>51</sup>Cr-release assay was performed. Effector cells were harvested and a four-hour <sup>51</sup>Cr assay was performed in 96-well U-bottom plates in a total volume of 200 $\mu$ l. A total of  $1 \times 10^6$  target cells (NS3/4A expressing EL-4 cells) was labelled for one hour at +37°C with 20 $\mu$ l of <sup>51</sup>Cr (5 mCi/ml) and then washed three times in PBS. Different numbers of effectors and <sup>51</sup>Cr-labeled target cells ( $5 \times 10^3$  cells/well) were added to wells at effector:target (E:T) ratios of 60:1, 20:1, and 7:1. The level of cytolytic activity was determined after incubation of effectors and targets for 4 hour at +37 °C. 100  $\mu$ l supernatant was harvested and the radioactivity was measured with a  $\gamma$ -counter.

[0159] Splenocytes from DNA or rSFV immunised mice were harvested from C57BL/6 mice and were resuspended in complete RPMI 1640 medium as previously described. In brief, in vitro stimulation was carried out for five days by mixing  $25 \times 10^6$  spleen cells and  $25 \times 10^6$  irradiated (2,000 rad) syngenic splenocytes. The restimulation was performed in the presence of 0,05  $\mu$ M NS3/4A H-2D<sup>b</sup> binding peptide (sequence GAVQNEVTL (Seq. Id. No. 37)). After restimulation, a four hour <sup>51</sup>Cr-release assay was performed using <sup>51</sup>Cr-labelled peptide pulsed RMA-S cells as targets. Cytotoxic activity was determined at the E:T ratios 60:1, 20:1, and 7:1.

[0160] Results were expressed according to the formula: percent specific lysis = (experimental release – spontaneous release)/(maximum release – spontaneous release). Experimental release is the mean counts/minute released by the target cells in presence of effector cells. Maximum release is the radioactivity released after lysis of target cells with 10% Triton X-100. Spontaneous release is the leakage of radioactivity into the medium of target cells.

[0161] In vitro T-cell depletion experiments were conducted by incubating effector cells with either an anti-CD4, or anti-CD8, monoclonal antibody containing hybridoma supernatant

(clone RL 172.4; anti-CD4, or clone 31M; anti-CD8) for 30 minutes at 4°C. The cells were then washed and incubated at 37°C for 1 hr with complement (1/20 dilution of low toxicity rabbit complement; Saxon, UK) before performing the CTL assay described above.

*Quantification of NS3/4A-specific CTLs by flow cytometry*

**[0162]** The frequency of NS3-peptide specific CD8<sup>+</sup> T cells were analysed by ex-vivo staining of spleen cells from DNA or rSFV immunized mice with recombinant soluble dimeric mouse H-2D<sup>b</sup>:Ig fusion protein as previously described. In brief, spleen cells were resuspended in PBS/1% FCS (FACS buffer) and incubated with Fc-blocking antibodies. Cells were then washed and incubated with H-2D<sup>b</sup>:Ig preloaded with NS3/4A derived peptide. Afterwards, cells were washed and incubated with PE conjugated Rat- $\alpha$  Mouse IgG1 antibody, FITC conjugated  $\alpha$ -mouse CD8 antibody and Cy-Chrome  $\alpha$ -mouse CD4 antibody. After washing, the cells were diluted in FACS buffer containing Propidium Iodide (PI). Approximately 200, 000 total events from each sample were acquired on a FACSCalibur (BDB) and dead cells (PI positive cells) were excluded in the analysis.

*IX. Statistical analysis*

**[0163]** Fisher's exact test was used for frequency analysis and Mann-Whitney U-test was used for comparing values from two groups. Kinetic tumor development in two groups of mice was compared using the area under the curve (AUC). AUC values were compared using analysis of variance (ANOVA). The calculations were performed using the Macintosh version of the StatView software (version 5.0).

**[0164]** The next section describes some of the peptide embodiments of the invention.

[0165] *HCV peptides*

[0166] The embodied HCV peptides or derivatives thereof, include but are not limited to, those containing as a primary amino acid sequence all of the amino acid sequence substantially as depicted in the Sequence Listing (SEQ. ID. NOs.: 2-11, 36, and SEQ ID NOs: 40-220) and fragments of SEQ. ID. NOs.: 2-11 and SEQ. ID. NO.: 36 that are at least four amino acids in length (e.g., SEQ. ID. NOs.: 14-16) including altered sequences in which functionally equivalent amino acid residues are substituted for residues within the sequence resulting in a silent change. Preferred fragments of a sequence of SEQ. ID. NOs.: 2-11 and SEQ. ID. NO.: 36 are at least four amino acids and comprise amino acid sequence unique to the discovered NS3/4A peptide or mutants thereof including altered sequences in which functionally equivalent amino acid residues are substituted for residues within the sequence resulting in a silent change. The HCV peptides can be, for example, at least 12-704 amino acids in length (e.g., any number between 12-15, 15-20, 20-25, 25-50, 50-100, 100-150, 150-250, 250-500 or 500-704 amino acids in length).

[0167] Embodiments also include HCV peptides that are substantially identical to those described above. That is, HCV peptides that have one or more amino acid residues within SEQ. ID. NOs.: 2-11, 36, and 40-220 and fragments thereof that are substituted by another amino acid of a similar polarity that acts as a functional equivalent, resulting in a silent alteration. Further, the HCV peptides can have one or more amino acid residues fused to SEQ. ID. NOs.: 2-11, 36 and SEQ ID NO: 40-220 or a fragment thereof so long as the fusion does not significantly alter the structure or function (e.g., immunogenic properties) of the HCV peptide. Substitutes for an amino acid within the sequence can be selected from other members of the class to which the amino acid belongs. For example, the non-polar (hydrophobic) amino acids include alanine, leucine, isoleucine, valine, proline, phenylalanine, tryptophan, and methionine. The polar neutral amino acids include glycine, serine, threonine, cysteine, tyrosine, asparagine and glutamine. The positively charged (basic) amino acids include arginine, lysine, and histidine. The negatively charged (acidic) amino acids include aspartic acid and glutamic acid. The aromatic amino acids include phenylalanine, tryptophan, and tyrosine. Accordingly, the peptide embodiments of the invention are said to be consisting essentially of SEQ. ID. NOs.: 2-27, 36 and SEQ ID NOs: 40-220 in light of the modifications described above.

[0168] The HCV peptides described herein can be prepared by chemical synthesis methods (such as solid phase peptide synthesis) using techniques known in the art such as those set forth by Merrifield et al., *J. Am. Chem. Soc.* 85:2149 (1964), Houghten et al., *Proc. Natl. Acad. Sci. USA*, 82:51:32 (1985), Stewart and Young (Solid phase peptide synthesis, Pierce Chem Co., Rockford, IL (1984), and Creighton, 1983, Proteins: Structures and Molecular Principles, W. H. Freeman & Co., N.Y. Such polypeptides can be synthesized with or without a

methionine on the amino terminus. Chemically synthesized HCV peptides can be oxidized using methods set forth in these references to form disulfide bridges.

[0169] While the HCV peptides described herein can be chemically synthesized, it can be more effective to produce these polypeptides by recombinant DNA technology. Such methods can be used to construct expression vectors containing the HCV nucleotide sequences described above, for example, and appropriate transcriptional and translational control signals. These methods include, for example, *in vitro* recombinant DNA techniques, synthetic techniques, and *in vivo* genetic recombination. Alternatively, RNA capable of encoding an HCV nucleotide sequence can be chemically synthesized using, for example, synthesizers. See, for example, the techniques described in Oligonucleotide Synthesis, 1984, Gait, M. J. ed., IRL Press, Oxford. Accordingly, several embodiments concern cell lines that have been engineered to express the embodied HCV peptides. For example, some cells are made to express the HCV peptides of **SEQ. ID. NOs.: 2-11, 36** and **SEQ ID NOs: 40-220** or fragments of these molecules (e.g., **SEQ. ID. NOs.: 14-26**).

[0170] A variety of host-expression vector systems can be utilized to express the embodied HCV peptides. Suitable expression systems include, but are not limited to, microorganisms such as bacteria (e.g., *E. coli* or *B. subtilis*) transformed with recombinant bacteriophage DNA, plasmid DNA or cosmid DNA expression vectors containing HCV nucleotide sequences; yeast (e.g., *Saccharomyces*, *Pichia*) transformed with recombinant yeast expression vectors containing the HCV nucleotide sequences; insect cell systems infected with recombinant virus expression vectors (e.g., baculovirus) containing the HCV sequences; plant cell systems infected with recombinant virus expression vectors (e.g., cauliflower mosaic virus, CaMV; tobacco mosaic virus, TMV) or transformed with recombinant plasmid expression vectors (e.g., Ti plasmid) containing HCV sequences; or mammalian cell systems (e.g., COS, CHO, BHK, 293, 3T3) harboring recombinant expression constructs containing promoters derived from the genome of mammalian cells (e.g., metallothionein promoter) or from mammalian viruses (e.g., the adenovirus late promoter; the vaccinia virus 7.5K promoter).

[0171] In bacterial systems, a number of expression vectors can be advantageously selected depending upon the use intended for the HCV gene product being expressed. For example, when a large quantity of such a protein is to be produced, for the generation of pharmaceutical compositions of HCV peptide or for raising antibodies to the HCV peptide, for example, vectors which direct the expression of high levels of fusion protein products that are readily purified can be desirable. Such vectors include, but are not limited, to the *E. coli* expression vector pUR278 (Ruther et al., *EMBO J.*, 2:1791 (1983), in which the HCV coding sequence can be ligated individually into the vector in frame with the *lacZ* coding region so that a fusion protein is produced; pIN vectors (Inouye & Inouye, *Nucleic Acids Res.*, 13:3101-3109



(1985); Van Heeke & Schuster, *J. Biol. Chem.*, 264:5503-5509 (1989)); and the like. The pGEX vectors can also be used to express foreign polypeptides as fusion proteins with glutathione S-transferase (GST). In general, such fusion proteins are soluble and can be purified from lysed cells by adsorption to glutathione-agarose beads followed by elution in the presence of free glutathione. The PGEX vectors are designed to include thrombin or factor Xa protease cleavage sites so that the cloned target gene product can be released from the GST moiety.

[0172] In an insect system, *Autographa californica* nuclear polyhedrosis virus (AcNPV) is used as a vector to express foreign genes. The virus grows in *Spodoptera frugiperda* cells. The HCV coding sequence can be cloned individually into non-essential regions (for example the polyhedrin gene) of the virus and placed under control of an AcNPV promoter (for example the polyhedrin promoter). Successful insertion of an HCV gene coding sequence will result in inactivation of the polyhedrin gene and production of non-occluded recombinant virus, (i.e., virus lacking the proteinaceous coat coded for by the polyhedrin gene). These recombinant viruses are then used to infect *Spodoptera frugiperda* cells in which the inserted gene is expressed. (See e.g., Smith et al., *J. Virol.* 46: 584 (1983); and Smith, U.S. Pat. No. 4,215,051).

[0173] In mammalian host cells, a number of viral-based expression systems can be utilized. In cases where an adenovirus is used as an expression vector, the HCV nucleotide sequence of interest can be ligated to an adenovirus transcription/translation control complex, e.g., the late promoter and tripartite leader sequence. This chimeric gene can then be inserted in the adenovirus genome by *in vitro* or *in vivo* recombination. Insertion in a non-essential region of the viral genome (e.g., region E1 or E3) will result in a recombinant virus that is viable and capable of expressing the HCV gene product in infected hosts. (See e.g., Logan & Shenk, *Proc. Natl. Acad. Sci. USA* 81:3655-3659 (1984)). Specific initiation signals can also be required for efficient translation of inserted HCV nucleotide sequences. These signals include the ATG initiation codon and adjacent sequences.

[0174] However, in cases where only a portion of the HCV coding sequence is inserted, exogenous translational control signals, including, perhaps, the ATG initiation codon, can be provided. Furthermore, the initiation codon can be in phase with the reading frame of the desired coding sequence to ensure translation of the entire insert. These exogenous translational control signals and initiation codons can be of a variety of origins, both natural and synthetic. The efficiency of expression can be enhanced by the inclusion of appropriate transcription enhancer elements, transcription terminators, etc. (See Bittner et al., *Methods in Enzymol.*, 153:516-544 (1987)).

[0175] In addition, a host cell strain can be chosen, which modulates the expression of the inserted sequences, or modifies and processes the gene product in the specific fashion desired. Such modifications (e.g., glycosylation) and processing (e.g., cleavage) of protein

products are important for the function of the protein. Different host cells have characteristic and specific mechanisms for the post-translational processing and modification of proteins and gene products. Appropriate cell lines or host systems can be chosen to ensure the correct modification and processing of the foreign protein expressed. To this end, eukaryotic host cells that possess the cellular machinery for proper processing of the primary transcript, glycosylation, and phosphorylation of the gene product can be used. Such mammalian host cells include, but are not limited to, CHO, VERO, BHK, HeLa, COS, MDCK, 293, 3T3, and WI38.

[0176] For long-term, high-yield production of recombinant proteins, stable expression is preferred. For example, cell lines that stably express the HCV peptides described above can be engineered. Rather than using expression vectors that contain viral origins of replication, host cells can be transformed with DNA controlled by appropriate expression control elements (e.g., promoter, enhancer sequences, transcription terminators, polyadenylation sites, etc.), and a selectable marker. Following the introduction of the foreign DNA, engineered cells are allowed to grow for 1-2 days in an enriched media, and then are switched to a selective media. The selectable marker in the recombinant plasmid confers resistance to the selection and allows cells to stably integrate the plasmid into their chromosomes and grow to form foci which in turn are cloned and expanded into cell lines. This method is advantageously used to engineer cell lines which express the HCV gene product.

[0177] A number of selection systems can be used, including but not limited to the herpes simplex virus thymidine kinase (Wigler, et al., *Cell* 11:223 (1977)), hypoxanthine-guanine phosphoribosyltransferase (Szybalska & Szybalski, *Proc. Natl. Acad. Sci. USA* 48:2026 (1962)), and adenine phosphoribosyltransferase (Lowy, et al., *Cell* 22:817 (1980)) genes can be employed in *tk*, *hgprt* or *aprt* cells, respectively. Also, antimetabolite resistance can be used as the basis of selection for the following genes: *dhfr*, which confers resistance to methotrexate (Wigler, et al., *Proc. Natl. Acad. Sci. USA* 77:3567 (1980); O'Hare, et al., *Proc. Natl. Acad. Sci. USA* 78:1527 (1981)); *gpt*, which confers resistance to mycophenolic acid (Mulligan & Berg, *Proc. Natl. Acad. Sci. USA* 78:2072 (1981)); *neo*, which confers resistance to the aminoglycoside G-418 (Colberre-Garapin, et al., *J. Mol. Biol.* 150:1 (1981)); and *hygro*, which confers resistance to hygromycin (Santerre, et al., *Gene* 30:147 (1984)).

[0178] Alternatively, any fusion protein can be readily purified by utilizing an antibody specific for the fusion protein being expressed. For example, a system described by Janknecht et al. allows for the ready purification of non-denatured fusion proteins expressed in human cell lines. (Janknecht, et al., *Proc. Natl. Acad. Sci. USA* 88: 8972-8976 (1991)). In this system, the gene of interest is subcloned into a vaccinia recombination plasmid such that the gene's open reading frame is translationally fused to an amino-terminal tag consisting of six histidine residues. Extracts from cells infected with recombinant vaccinia virus are loaded onto

Ni<sup>2+</sup> nitriloacetic acid-agarose columns and histidine-tagged proteins are selectively eluted with imidazole-containing buffers. The example below describes a method that was used to express the HCV peptides encoded by the embodied nucleic acids.

#### EXAMPLE 8

[0179] To characterize NS3/4A-pVAX, MSLF1-pVAX, and the NS3/4A mutant constructs, described in *Example 1*, the plasmids were transcribed and translated *in vitro*, and the resulting polypeptides were visualized by sodium dodecyl sulfate-polyacrylamide gel electrophoresis (SDS-PAGE). *In vitro* transcription and translation were performed using the T7 coupled reticulocyte lysate system (Promega, Madison, WI) according to the manufacturer's instructions. All *in vitro* translation reactions of the expression constructs were carried out at 30°C with <sup>35</sup>S-labeled methionine (Amersham International, Plc, Buckinghamshire, UK). The labeled proteins were separated by 12% SDS-PAGE and visualized by exposure to X-ray film (Hyper Film-MP, Amersham) for 6-18 hours.

[0180] The *in vitro* analysis revealed that all proteins were expressed to high amounts from their respective expression constructs. The rNS3 construct (NS3-pVAX vector) produced a single peptide of approximately 61kDa, whereas, the mutant constructs (e.g., the TGT construct (NS3/4A-TGT-pVAX) and the RGT construct (NS3/4A-RGT-pVAX)) produced a single polypeptide of approximately 67 kDa, which is identical to the molecular weight of the uncleaved NS3/4A peptide produced from the NS3/4A-pVAX construct. The cleaved product produced from the expressed NS3/4A peptide was approximately 61 kDa, which was identical in size to the rNS3 produced from the NS3-pVAX vector. These results demonstrated that the expression constructs were functional, the NS3/4A construct was enzymatically active, the rNS3 produced a peptide of the predicted size, and the breakpoint mutations completely abolished cleavage at the NS3-NS4A junction.

[0181] To compare the translation efficiency from the NS3/4A-pVAX and MSLF1-pVAX plasmids, the amount of input DNA was serially diluted prior to addition to the assay. Serial dilutions of the plasmids revealed that the MSLF1 plasmid gave stronger bands at higher dilutions of the plasmid than the wild-type NS3/4A plasmid, providing evidence that *in vitro* transcription and translation was more efficient from the MSLF1 plasmid. The NS3/4A-pVAX and MSLF1 plasmids were then analyzed for protein expression using transiently transfected Hep-G2 cells. Similar results were obtained in that the MSLF-1 gene provided more efficient expression of NS3 than the native NS3/4A gene.

[0182] The sequences, constructs, vectors, clones, and other materials comprising the embodied HCV nucleic acids and peptides can be in enriched or isolated form. As used herein, "enriched" means that the concentration of the material is many times its natural concentration, for example, at least about 2, 5, 10, 100, or 1000 times its natural concentration,

advantageously 0.01%, by weight, preferably at least about 0.1% by weight. Enriched preparations from about 0.5% or more, for example, 1%, 5%, 10%, and 20% by weight are also contemplated. The term "isolated" requires that the material be removed from its original environment (e.g., the natural environment if it is naturally occurring). For example, a naturally-occurring polynucleotide present in a living animal is not isolated, but the same polynucleotide, separated from some or all of the coexisting materials in the natural system, is isolated. It is also advantageous that the sequences be in purified form. The term "purified" does not require absolute purity; rather, it is intended as a relative definition. Isolated proteins have been conventionally purified to electrophoretic homogeneity by Coomassie staining, for example. Purification of starting material or natural material to at least one order of magnitude, preferably two or three orders, and more preferably four or five orders of magnitude is expressly contemplated.

**[0183]** The HCV gene products described herein can also be expressed in plants, insects, and animals so as to create a transgenic organism. Desirable transgenic plant systems having an HCV peptide include *Arabidopsis*, maize, and *Chlamydomonas*. Desirable insect systems having an HCV peptide include, but are not limited to, *D. melanogaster* and *C. elegans*. Animals of any species, including, but not limited to, amphibians, reptiles, birds, mice, hamsters, rats, rabbits, guinea pigs, pigs, micro-pigs, goats, dogs, cats, and non-human primates, e.g., baboons, monkeys, and chimpanzees can be used to generate transgenic animals having an embodied HCV molecule. These transgenic organisms desirably exhibit germline transfer of HCV peptides described herein.

**[0184]** Any technique known in the art is preferably used to introduce the HCV transgene into animals to produce the founder lines of transgenic animals or to knock out or replace existing HCV genes. Such techniques include, but are not limited to pronuclear microinjection (Hoppe, P. C. and Wagner, T. E., 1989, U.S. Pat. No. 4,873,191); retrovirus mediated gene transfer into germ lines (Van der Putten et al., *Proc. Natl. Acad. Sci., USA* 82:6148-6152 (1985)); gene targeting in embryonic stem cells (Thompson et al., *Cell* 56:313-321 (1989)); electroporation of embryos (Lo, *Mol Cell. Biol.* 3:1803-1814 (1983); and sperm-mediated gene transfer (Lavitrano et al., *Cell* 57:717-723 (1989)); see also Gordon, *Transgenic Animals, Intl. Rev. Cytol.* 115:171-229 (1989).

**[0185]** Following synthesis or expression and isolation or purification of the HCV peptides, the isolated or purified peptide can be used to generate antibodies. Depending on the context, the term "antibodies" can encompass polyclonal, monoclonal, chimeric, single chain, Fab fragments and fragments produced by a Fab expression library. Antibodies that recognize the HCV peptides have many uses including, but not limited to, biotechnological applications, therapeutic/prophylactic applications, and diagnostic applications.

[0186] For the production of antibodies, various hosts including goats, rabbits, rats, mice, and humans etc. can be immunized by injection with an HCV peptide. Depending on the host species, various adjuvants can be used to increase immunological response. Such adjuvants include, but are not limited to, ribavirin, Freund's, mineral gels such as aluminum hydroxide, and surface active substances such as lysolecithin, pluronic polyols, polyanions, peptides, oil emulsions, keyhole limpet hemocyanin, and dinitrophenol. BCG (*Bacillus Calmette-Guerin*) and *Corynebacterium parvum* are also potentially useful adjuvants.

[0187] Peptides used to induce specific antibodies can have an amino acid sequence consisting of at least four amino acids, and preferably at least 10 to 15 amino acids. By one approach, short stretches of amino acids encoding fragments of NS3/4A are fused with those of another protein such as keyhole limpet hemocyanin such that an antibody is produced against the chimeric molecule. Additionally, a composition comprising ribavirin and an HCV peptide (SEQ. ID. NOs.: 2-11, 40-220 and SEQ. ID. NO.: 36), a fragment thereof containing any number of consecutive amino acids between at least 3-50 (e.g., 3, 4, 6, 8, 10, 12, 15, 20, 25, 30, 35, 40, 45, or 50 amino acids ) (e.g., SEQ. ID. NOs.: 4-26), or a nucleic acid encoding one or more of these molecules is administered to an animal, preferably a mammal including a human. While antibodies capable of specifically recognizing HCV can be generated by injecting synthetic 3-mer, 10-mer, and 15-mer peptides that correspond to an HCV peptide into mice, a more diverse set of antibodies can be generated by using recombinant HCV peptides, prepared as described above.

[0188] To generate antibodies to an HCV peptide, substantially pure peptide is isolated from a transfected or transformed cell. The concentration of the peptide in the final preparation is adjusted, for example, by concentration on an Amicon filter device, to the level of a few micrograms/ml. Monoclonal or polyclonal antibody to the peptide of interest can then be prepared as follows:

[0189] Monoclonal antibodies to an HCV peptide can be prepared using any technique that provides for the production of antibody molecules by continuous cell lines in culture. These include, but are not limited to, the hybridoma technique originally described by Koehler and Milstein (*Nature* 256:495-497 (1975)), the human B-cell hybridoma technique (Kosbor et al. *Immunol Today* 4:72 (1983)); Cote et al *Proc Natl Acad Sci* 80:2026-2030 (1983), and the EBV-hybridoma technique Cole et al. Monoclonal Antibodies and Cancer Therapy, Alan R. Liss Inc, New York N.Y., pp 77-96 (1985). In addition, techniques developed for the production of "chimeric antibodies", the splicing of mouse antibody genes to human antibody genes to obtain a molecule with appropriate antigen specificity and biological activity can be used. (Morrison et al. *Proc Natl Acad Sci* 81:6851-6855 (1984); Neuberger et al. *Nature* 312:604-608(1984); Takeda et al. *Nature* 314:452-454(1985)). Alternatively, techniques described for the production of single chain antibodies (U.S. Pat. No. 4,946,778) can be adapted

to produce HCV-specific single chain antibodies. Antibodies can also be produced by inducing *in vivo* production in the lymphocyte population or by screening recombinant immunoglobulin libraries or panels of highly specific binding reagents as disclosed in Orlandi et al., *Proc Natl Acad Sci* 86: 3833-3837 (1989), and Winter G. and Milstein C; *Nature* 349:293-299 (1991).

[0190] Antibody fragments that contain specific binding sites for an HCV peptide can also be generated. For example, such fragments include, but are not limited to, the F(ab')<sub>2</sub> fragments that can be produced by pepsin digestion of the antibody molecule and the Fab fragments that can be generated by reducing the disulfide bridges of the F(ab')<sub>2</sub> fragments. Alternatively, Fab expression libraries can be constructed to allow rapid and easy identification of monoclonal Fab fragments with the desired specificity. (Huse W. D. et al. *Science* 256:1275-1281 (1989)).

[0191] By one approach, monoclonal antibodies to an HCV peptide are made as follows. Briefly, a mouse is repetitively inoculated with a few micrograms of the selected protein or peptides derived therefrom over a period of a few weeks. The mouse is then sacrificed, and the antibody producing cells of the spleen isolated. The spleen cells are fused in the presence of polyethylene glycol with mouse myeloma cells, and the excess unfused cells destroyed by growth of the system on selective media comprising aminopterin (HAT media). The successfully fused cells are diluted and aliquots of the dilution placed in wells of a microtiter plate where growth of the culture is continued. Antibody-producing clones are identified by detection of antibody in the supernatant fluid of the wells by immunoassay procedures, such as ELISA, as originally described by Engvall, E., *Meth. Enzymol.* 70:419 (1980), and derivative methods thereof. Selected positive clones can be expanded and their monoclonal antibody product harvested for use. Detailed procedures for monoclonal antibody production are described in Davis, L. et al. Basic Methods in Molecular Biology Elsevier, New York. Section 21-2.

[0192] Polyclonal antiserum containing antibodies to heterogeneous epitopes of a single protein can be prepared by immunizing suitable animals with the expressed protein or peptides derived therefrom described above, which can be unmodified or modified to enhance immunogenicity. Effective polyclonal antibody production is affected by many factors related both to the antigen and the host species. For example, small molecules tend to be less immunogenic than others and can require the use of carriers and adjuvant. Also, host animals vary in response to site of inoculations and dose, with both inadequate or excessive doses of antigen resulting in low titer antisera. Small doses (ng level) of antigen administered at multiple intradermal sites appears to be most reliable. An effective immunization protocol for rabbits can be found in Vaitukaitis, J. et al. *J. Clin. Endocrinol. Metab.* 33:988-991 (1971).

[0193] Booster injections are given at regular intervals, and antiserum harvested when antibody titer thereof, as determined semi-quantitatively, for example, by double immunodiffusion

in agar against known concentrations of the antigen, begins to fall. See, for example, Ouchterlony, O. et al., Chap. 19 in: Handbook of Experimental Immunology D. Wier (ed) Blackwell (1973). Plateau concentration of antibody is usually in the range of 0.1 to 0.2 mg/ml of serum (about 12 $\mu$ M). Affinity of the antisera for the antigen is determined by preparing competitive binding curves, as described, for example, by Fisher, D., Chap. 42 in: Manual of Clinical Immunology, 2d Ed. (Rose and Friedman, Eds.) Amer. Soc. For Microbiol., Washington, D.C. (1980). Antibody preparations prepared according to either protocol are useful in quantitative immunoassays that determine concentrations of antigen-bearing substances in biological samples; they are also used semi-quantitatively or qualitatively (e.g., in diagnostic embodiments that identify the presence of HCV in biological samples). The next section describes how some of the novel nucleic acids and peptides described above can be used in diagnostics.

[0194] *Diagnostic embodiments*

[0195] Generally, the embodied diagnostics are classified according to whether a nucleic acid or protein-based assay is used. Some diagnostic assays detect the presence or absence of an embodied HCV nucleic acid sequence in a sample obtained from a patient, whereas, other assays seek to identify whether an embodied HCV peptide is present in a biological sample obtained from a patient. Additionally, the manufacture of kits that incorporate the reagents and methods described herein that allow for the rapid detection and identification of HCV are also embodied. These diagnostic kits can include, for example, an embodied nucleic acid probe or antibody, which specifically detects HCV. The detection component of these kits will typically be supplied in combination with one or more of the following reagents. A support capable of absorbing or otherwise binding DNA, RNA, or protein will often be supplied. Available supports include membranes of nitrocellulose, nylon or derivatized nylon that can be characterized by bearing an array of positively charged substituents. One or more restriction enzymes, control reagents, buffers, amplification enzymes, and non-human polynucleotides like calf-thymus or salmon-sperm DNA can be supplied in these kits.

[0196] Useful nucleic acid-based diagnostics include, but are not limited to, direct DNA sequencing, Southern Blot analysis, dot blot analysis, nucleic acid amplification, and combinations of these approaches. The starting point for these analysis is isolated or purified nucleic acid from a biological sample obtained from a patient suspected of contracting HCV or a patient at risk of contracting HCV. The nucleic acid is extracted from the sample and can be amplified by RT-PCR and/or DNA amplification using primers that correspond to regions flanking the embodied HCV nucleic acid sequences (e.g., NS3/4A (SEQ. ID. NO.: 1)).

[0197] In some embodiments, nucleic acid probes that specifically hybridize with HCV sequences are attached to a support in an ordered array, wherein the nucleic acid probes are attached to distinct regions of the support that do not overlap with each other. Preferably, such

an ordered array is designed to be "addressable" where the distinct locations of the probe are recorded and can be accessed as part of an assay procedure. These probes are joined to a support in different known locations. The knowledge of the precise location of each nucleic acid probe makes these "addressable" arrays particularly useful in binding assays. The nucleic acids from a preparation of several biological samples are then labeled by conventional approaches (e.g., radioactivity or fluorescence) and the labeled samples are applied to the array under conditions that permit hybridization.

[0198] If a nucleic acid in the samples hybridizes to a probe on the array, then a signal will be detected at a position on the support that corresponds to the location of the hybrid. Since the identity of each labeled sample is known and the region of the support on which the labeled sample was applied is known, an identification of the presence of the polymorphic variant can be rapidly determined. These approaches are easily automated using technology known to those of skill in the art of high throughput diagnostic or detection analysis.

[0199] Additionally, an approach opposite to that presented above can be employed. Nucleic acids present in biological samples can be disposed on a support so as to create an addressable array. Preferably, the samples are disposed on the support at known positions that do not overlap. The presence of HCV nucleic acids in each sample is determined by applying labeled nucleic acid probes that complement nucleic acids, which encode HCV peptides, at locations on the array that correspond to the positions at which the biological samples were disposed. Because the identity of the biological sample and its position on the array is known, the identification of a patient that has been infected with HCV can be rapidly determined. These approaches are also easily automated using technology known to those of skill in the art of high throughput diagnostic analysis.

[0200] Any addressable array technology known in the art can be employed. One particular embodiment of polynucleotide arrays is known as Genechips™, and has been generally described in US Patent 5,143,854; PCT publications WO 90/15070 and 92/10092. These arrays are generally produced using mechanical synthesis methods or light directed synthesis methods, which incorporate a combination of photolithographic methods and solid phase oligonucleotide synthesis. (Fodor et al., *Science*, 251:767-777, (1991)). The immobilization of arrays of oligonucleotides on solid supports has been rendered possible by the development of a technology generally identified as "Very Large Scale Immobilized Polymer Synthesis" (VLSPIS™) in which, typically, probes are immobilized in a high density array on a solid surface of a chip. Examples of VLSPIS™ technologies are provided in US Patents 5,143,854 and 5,412,087 and in PCT Publications WO 90/15070, WO 92/10092 and WO 95/11995, which describe methods for forming oligonucleotide arrays through techniques such as light-directed synthesis techniques. In designing strategies aimed at providing arrays of nucleotides



immobilized on solid supports, further presentation strategies were developed to order and display the oligonucleotide arrays on the chips in an attempt to maximize hybridization patterns and diagnostic information. Examples of such presentation strategies are disclosed in PCT Publications WO 94/12305, WO 94/11530, WO 97/29212, and WO 97/31256.

**[0201]** A wide variety of labels and conjugation techniques are known by those skilled in the art and can be used in various nucleic acid assays. There are several ways to produce labeled nucleic acids for hybridization or PCR including, but not limited to, oligolabeling, nick translation, end-labeling, or PCR amplification using a labeled nucleotide. Alternatively, a nucleic acid encoding an HCV peptide can be cloned into a vector for the production of an mRNA probe. Such vectors are known in the art, are commercially available, and can be used to synthesize RNA probes *in vitro* by addition of an appropriate RNA polymerase such as T7, T3 or SP6 and labeled nucleotides. A number of companies such as Pharmacia Biotech (Piscataway N.J.), Promega (Madison Wis.), and U.S. Biochemical Corp (Cleveland Ohio) supply commercial kits and protocols for these procedures. Suitable reporter molecules or labels include those radionuclides, enzymes, fluorescent, chemiluminescent, or chromogenic agents, as well as, substrates, cofactors, inhibitors, magnetic particles and the like.

**[0202]** The presence of an HCV peptide in a protein sample obtained from a patient can also be detected by using conventional assays and the embodiments described herein. For example, antibodies that are immunoreactive with the disclosed HCV peptides can be used to screen biological samples for the presence of HCV infection. In preferred embodiments, antibodies that are reactive to the embodied HCV peptides are used to immunoprecipitate the disclosed HCV peptides from biological samples or are used to react with proteins obtained from a biological sample on Western or Immunoblots. Favored diagnostic embodiments also include enzyme-linked immunosorbant assays (ELISA), radioimmunoassays (RIA), immunoradiometric assays (IRMA) and immunoenzymatic assays (IEMA), including sandwich assays using monoclonal and/or polyclonal antibodies specific for the disclosed HCV peptides. Exemplary sandwich assays are described by David et al., in U.S. Patent Nos. 4,376,110 and 4,486,530. Other embodiments employ aspects of the immune-strip technology disclosed in U.S. Patent Nos. 5,290,678; 5,604,105; 5,710,008; 5,744,358; and 5,747,274.

**[0203]** In another preferred protein-based diagnostic, the antibodies described herein are attached to a support in an ordered array, wherein a plurality of antibodies are attached to distinct regions of the support that do not overlap with each other. As with the nucleic acid-based arrays, the protein-based arrays are ordered arrays that are designed to be "addressable" such that the distinct locations are recorded and can be accessed as part of an assay procedure. These probes are joined to a support in different known locations. The knowledge of the precise location of each probe makes these "addressable" arrays particularly useful in binding assays.

For example, an addressable array can comprise a support having several regions to which are joined a plurality of antibody probes that specifically recognize HCV peptides present in a biological sample and differentiate the isotype of HCV identified herein.

[0204] By one approach, proteins are obtained from biological samples and are then labeled by conventional approaches (e.g., radioactivity, colorimetrically, or fluorescently). The labeled samples are then applied to the array under conditions that permit binding. If a protein in the sample binds to an antibody probe on the array, then a signal will be detected at a position on the support that corresponds to the location of the antibody-protein complex. Since the identity of each labeled sample is known and the region of the support on which the labeled sample was applied is known, an identification of the presence, concentration, and/or expression level can be rapidly determined. That is, by employing labeled standards of a known concentration of HCV peptide, an investigator can accurately determine the protein concentration of the particular peptide in a tested sample and can also assess the expression level of the HCV peptide. Conventional methods in densitometry can also be used to more accurately determine the concentration or expression level of the HCV peptide. These approaches are easily automated using technology known to those of skill in the art of high throughput diagnostic analysis.

[0205] In another embodiment, an approach opposite to that presented above can be employed. Proteins present in biological samples can be disposed on a support so as to create an addressable array. Preferably, the protein samples are disposed on the support at known positions that do not overlap. The presence of an HCV peptide in each sample is then determined by applying labeled antibody probes that recognize epitopes specific for the HCV peptide. Because the identity of the biological sample and its position on the array is known, an identification of the presence, concentration, and/or expression level of an HCV peptide can be rapidly determined.

[0206] That is, by employing labeled standards of a known concentration of HCV peptide, an investigator can accurately determine the concentration of peptide in a sample and from this information can assess the expression level of the peptide. Conventional methods in densitometry can also be used to more accurately determine the concentration or expression level of the HCV peptide. These approaches are also easily automated using technology known to those of skill in the art of high throughput diagnostic analysis. As detailed above, any addressable array technology known in the art can be employed. The next section describes more compositions that include the HCV nucleic acids and/or HCV peptides described herein.

[0207] *Compositions comprising HCV nucleic acids or peptides*

[0208] Embodiments of the invention also include NS3/4A fusion proteins or nucleic acids encoding these molecules. For instance, production and purification of recombinant protein may be facilitated by the addition of auxiliary amino acids to form a "tag". Such tags

include, but are not limited to, His-6, Flag, Myc and GST. The tags may be added to the C-terminus, N-terminus, or within the NS3/4A amino acid sequence. Further embodiments include NS3/4A fusion proteins with amino or carboxy terminal truncations, or internal deletions, or with additional polypeptide sequences added to the amino or carboxy terminal ends, or added internally. Other embodiments include NS3/4A fusion proteins, or truncated or mutated versions thereof, where the residues of the NS3/4A proteolytic cleavage site have been substituted. Such substitutions include, but are not limited to, sequences where the P1' site is a Ser, Gly, or Pro, or the P1 position is an Arg, or where the P8 to P4' sequence is Ser-Ala-Asp-Leu-Glu-Val-Val-Thr-Ser-Thr-Trp-Val (SEQ. ID. NO.: 15).

[0209] More embodiments concern an immunogen comprising the NS3/4A fusion protein, or a truncated, mutated, or modified version thereof, capable of eliciting an enhanced immune response against NS3. The immunogen can be provided in a substantially purified form, which means that the immunogen has been rendered substantially free of other proteins, lipids, carbohydrates or other compounds with which it naturally associates.

[0210] Some embodiments contain at least one of the HCV nucleic acids or HCV peptides (e.g., SEQ. ID. NOs.: 1-27, 35, 36 or 40-220) joined to a support. Preferably, these supports are manufactured so as to create a multimeric agent. These multimeric agents provide the HCV peptide or nucleic acid in such a form or in such a way that a sufficient affinity to the molecule is achieved. A multimeric agent having an HCV nucleic acid or peptide can be obtained by joining the desired molecule to a macromolecular support. A "support" can be a termed a carrier, a protein, a resin, a cell membrane, a capsid or portion thereof, or any macromolecular structure used to join or immobilize such molecules. Solid supports include, but are not limited to, the walls of wells of a reaction tray, test tubes, polystyrene beads, magnetic beads, nitrocellulose strips, membranes, microparticles such as latex particles, animal cells, Duracyte®, artificial cells, and others. An HCV nucleic acid or peptide can also be joined to inorganic carriers, such as silicon oxide material (e.g., silica gel, zeolite, diatomaceous earth or aminated glass) by, for example, a covalent linkage through a hydroxy, carboxy or amino group and a reactive group on the carrier.

[0211] In several multimeric agents, the macromolecular support has a hydrophobic surface that interacts with a portion of the HCV nucleic acid or peptide by a hydrophobic non-covalent interaction. In some cases, the hydrophobic surface of the support is a polymer such as plastic or any other polymer in which hydrophobic groups have been linked such as polystyrene, polyethylene or polyvinyl. Additionally, HCV nucleic acid or peptide can be covalently bound to carriers including proteins and oligo/polysaccharides (e.g. cellulose, starch, glycogen, chitosane or aminated sepharose). In these later multimeric agents, a reactive group on the molecule, such as a hydroxy or an amino group, is used to join to a reactive group on the carrier so as to create the

covalent bond. Additional multimeric agents comprise a support that has other reactive groups that are chemically activated so as to attach the HCV nucleic acid or peptide. For example, cyanogen bromide activated matrices, epoxy activated matrices, thio and thiopropyl gels, nitrophenyl chloroformate and N-hydroxy succinimide chloroformate linkages, or oxirane acrylic supports are used. (Sigma).

[0212] Carriers for use in the body, (i.e. for prophylactic or therapeutic applications) are desirably physiological, non-toxic and preferably, non-immunoresponsive. Suitable carriers for use in the body include poly-L-lysine, poly-D, L-alanine, liposomes, capsids that display the desired HCV peptide or nucleic acid, and Chromosorb<sup>®</sup> (Johns-Manville Products, Denver Co.). Ligand conjugated Chromosorb<sup>®</sup> (Synsorb-Pk) has been tested in humans for the prevention of hemolytic-uremic syndrome and was reported as not presenting adverse reactions. (*Armstrong et al. J. Infectious Diseases 171:1042-1045 (1995)*). For some embodiments, a "naked" carrier (i.e., lacking an attached HCV nucleic acid or peptide) that has the capacity to attach an HCV nucleic acid or peptide in the body of a organism is administered. By this approach, a "prodrug-type" therapy is envisioned in which the naked carrier is administered separately from the HCV nucleic acid or peptide and, once both are in the body of the organism, the carrier and the HCV nucleic acid or peptide are assembled into a multimeric complex.

[0213] The insertion of linkers, (e.g., " $\lambda$  linkers" engineered to resemble the flexible regions of  $\lambda$  phage) of an appropriate length between the HCV nucleic acid or peptide and the support are also contemplated so as to encourage greater flexibility of the HCV peptide, hybrid, or binding partner and thereby overcome any steric hindrance that can be presented by the support. The determination of an appropriate length of linker that allows for an optimal cellular response or lack thereof, can be determined by screening the HCV nucleic acid or peptide with varying linkers in the assays detailed in the present disclosure.

[0214] A composite support comprising more than one type of HCV nucleic acid or peptide is also envisioned. A "composite support" can be a carrier, a resin, or any macromolecular structure used to attach or immobilize two or more different HCV nucleic acids or peptides. As above, the insertion of linkers, such as  $\lambda$  linkers, of an appropriate length between the HCV nucleic acid or peptide and the support is also contemplated so as to encourage greater flexibility in the molecule and thereby overcome any steric hindrance that can occur. The determination of an appropriate length of linker that allows for an optimal cellular response or lack thereof, can be determined by screening the HCV nucleic acid or peptide with varying linkers in the assays detailed in the present disclosure.

[0215] In other embodiments, the multimeric and composite supports discussed above can have attached multimerized HCV nucleic acids or peptides so as to create a "multimerized-multimeric support" and a "multimerized-composite support", respectively. A

multimerized ligand can, for example, be obtained by coupling two or more HCV nucleic acids or peptides in tandem using conventional techniques in molecular biology. The multimerized form of the HCV nucleic acid or peptide can be advantageous for many applications because of the ability to obtain an agent with a higher affinity, for example. The incorporation of linkers or spacers, such as flexible  $\lambda$  linkers, between the individual domains that make-up the multimerized agent can also be advantageous for some embodiments. The insertion of  $\lambda$  linkers of an appropriate length between protein binding domains, for example, can encourage greater flexibility in the molecule and can overcome steric hindrance. Similarly, the insertion of linkers between the multimerized HCV nucleic acid or peptide and the support can encourage greater flexibility and limit steric hindrance presented by the support. The determination of an appropriate length of linker can be determined by screening the HCV nucleic acids or peptides in the assays detailed in this disclosure.

[0216] Embodiments also include vaccine compositions and immunogen preparations comprising the NS3/4A fusion protein, or a truncated or mutated version thereof, and, optionally, an adjuvant. The next section describes some of these compositions in greater detail.

[0217] *Vaccine compositions and immunogen preparations*

[0218] Vaccine compositions and immunogen preparations comprising, consisting of, or consisting essentially of either an embodied HCV nucleic acid or HCV peptide or both (e.g., any one or more of SEQ. ID. NOs.: 1-27, 35, 36 or 40-220) are contemplated. These compositions typically contain an adjuvant, but do not necessarily require an adjuvant. That is many of the nucleic acids and peptides described herein function as immunogens when administered neat. The compositions described herein (e.g., the HCV immunogens and vaccine compositions containing an adjuvant, such as ribavirin) can be manufactured in accordance with conventional methods of galenic pharmacy to produce medicinal agents for administration to animals, e.g., mammals including humans.

[0219] Various nucleic acid-based vaccines are known and it is contemplated that these compositions and approaches to immunotherapy can be augmented by reformulation with ribavirin (See e.g., U.S. Pat. No. 5,589,466 and 6,235,888). By one approach, for example, a gene encoding one of the HCV peptides described herein (e.g., SEQ. ID. NO.: 1 or SEQ. ID. NO.: 35), or a nucleic acid encoding any one of SEQ ID NOs.: 40-220 is cloned into an expression vector capable of expressing the polypeptide when introduced into a subject. The expression construct is introduced into the subject in a mixture of adjuvant (e.g., ribavirin) or in conjunction with an adjuvant (e.g., ribavirin). For example, the adjuvant (e.g., ribavirin) is administered shortly after the expression construct at the same site. Alternatively, RNA encoding

the HCV polypeptide antigen of interest is provided to the subject in a mixture with ribavirin or in conjunction with an adjuvant (e.g., ribavirin).

**[0220]** Where the antigen is to be DNA (e.g., preparation of a DNA vaccine composition), suitable promoters include Simian Virus 40 (SV40), Mouse Mammary Tumor Virus (MMTV) promoter, Human Immunodeficiency Virus (HIV) such as the HIV Long Terminal Repeat (LTR) promoter, Moloney virus, ALV, Cytomegalovirus (CMV) such as the CMV immediate early promoter, Epstein Barr Virus (EBV), Rous Sarcoma Virus (RSV) as well as promoters from human genes such as human actin, human myosin, human hemoglobin, human muscle creatine and human metallothionein can be used. Examples of polyadenylation signals useful with some embodiments, especially in the production of a genetic vaccine for humans, include but are not limited to, SV40 polyadenylation signals and LTR polyadenylation signals. In particular, the SV40 polyadenylation signal, which is in pCEP4 plasmid (Invitrogen, San Diego Calif.), referred to as the SV40 polyadenylation signal, is used.

**[0221]** In addition to the regulatory elements required for gene expression, other elements may also be included in a gene construct. Such additional elements include enhancers. The enhancer may be selected from the group including but not limited to: human actin, human myosin, human hemoglobin, human muscle creatine and viral enhancers such as those from CMV, RSV and EBV. Gene constructs can be provided with mammalian origin of replication in order to maintain the construct extrachromosomally and produce multiple copies of the construct in the cell. Plasmids pCEP4 and pREP4 from Invitrogen (San Diego, CA) contain the Epstein Barr virus origin of replication and nuclear antigen EBNA-1 coding region, which produces high copy episomal replication without integration. All forms of DNA, whether replicating or non-replicating, which do not become integrated into the genome, and which are expressible, can be used. Preferably, the genetic vaccines comprise ribavirin and a nucleic acid encoding NS3/4A, NS3, or a fragment or mutant thereof (**SEQ. ID. NOS.: 2-26 and 36**). The following example describes the preparation of a genetic vaccine suitable for use in humans.

#### EXAMPLE 9

**[0222]** An HCV expression plasmid is designed to express the NS3/4A peptide (**SEQ. ID. NO.: 2** or **SEQ. ID. NO.: 36**). The NS3/4A coding sequence of NS3/4A-pVAX or MSLF1-pVAX is removed enzymatically, and the isolated fragment is inserted into plasmid A so that it is under the transcriptional control of the CMV promoter and the RSV enhancer element. (See U.S. Pat. No. 6,235,888 to Pachuk, et al.). Plasmid backbone A is 3969 base pairs in length; it contains a PBR origin of replication for replicating in *E. coli* and a kanamycin resistance gene. Inserts such as the NS3/4A or codon-optimized NS3/4A, are cloned into a polylinker region, which places the insert between and operably linked to the promoter and polyadenylation signal. Transcription of the cloned inserts is under the control of the CMV

promoter and the RSV enhancer elements. A polyadenylation signal is provided by the presence of an SV40 poly A signal situated just 3' of the cloning site. An NS3/4A containing vaccine composition or immunogen preparation is then made by mixing any amount of construct between about 0.5-500mg, for example, between 0.5-1 $\mu$ g, 1-2 $\mu$ g, 2-5 $\mu$ g, 5-10 $\mu$ g, 10-20 $\mu$ g, 20-50 $\mu$ g, 50-75 $\mu$ g, 75-100 $\mu$ g, 100-250 $\mu$ g, 250 $\mu$ g-500 $\mu$ g with any amount of ribavirin between about 0.1-10mg, for example, between 0.1mg - 0.5mg, 0.5mg-1mg, 1mg-2mg, 2mg-5mg, or 5mg-10mg of ribavirin.

**[0223]** Said vaccine composition can be used to raise antibodies in a mammal (e.g., mice or rabbits) or can be injected intramuscularly into a human so as to raise antibodies, preferably a human that is chronically infected with the HCV virus. The recipient preferably receives three immunization boosts of the mixture at 4-week intervals, as well. By the third boost, the titer of antibody specific for HCV will be significantly increased. Additionally, at this time, said subject will experience an enhanced antibody and T-cell mediated immune response against NS3, as evidenced by an increased fraction of NS3 specific antibodies as detected by EIA, and a reduction in viral load as detected by RT-PCR.

**[0224]** Also contemplated are vaccine compositions comprising one or more of the HCV peptides described herein. Preferably, the embodied peptide vaccines comprise ribavirin and NS3/4A, NS3, or a fragment or mutant thereof (e.g., **SEQ. ID. NOs.: 2-26, 36, and 40-220**). The following example describes an approach to prepare a vaccine composition comprising an NS3/4A fusion protein and an adjuvant.

#### EXAMPLE 10

**[0225]** To generate a tagged NS3/4A construct, the NS3/4A coding sequence of NS3/4A-pVAX or MSLF1-pVAX is removed enzymatically, and the isolated fragment is inserted into an Xpress vector (Invitrogen). The Xpress vector allows for the production of a recombinant fusion protein having a short N-terminal leader peptide that has a high affinity for divalent cations. Using a nickel-chelating resin (Invitrogen), the recombinant protein can be purified in one step and the leader can be subsequently removed by cleavage with enterokinase. A preferred vector is the pBlueBacHis2 Xpress. The pBlueBacHis2 Xpress vector is a *Baculovirus* expression vector containing a multiple cloning site, an ampicillin resistance gene, and a *lac z* gene. Accordingly, the digested amplification fragment is cloned into the pBlueBacHis2 Xpress vector and SF9 cells are infected. The expression protein is then isolated or purified according to the manufacturer's instructions. An NS3/4A containing vaccine composition is then made by mixing any amount of the rNS3/4A between about 0.1- 500mg, for example, 1-5 $\mu$ g, 5-10 $\mu$ g, 10-20 $\mu$ g, 20-30 $\mu$ g, 30-50 $\mu$ g, 50-100 $\mu$ g, 100-250 $\mu$ g, or 250-500 $\mu$ g with any amount of ribavirin between about 0.1-

10mg, for example, between 0.1mg - 0.5mg, 0.5mg-1mg, 1mg-2mg, 2mg-5mg, or 5mg-10mg of ribavirin.

[0226] Said vaccine composition can be used to raise antibodies in a mammal (e.g., mice or rabbits) or can be injected intramuscularly into a human so as to raise antibodies, preferably a human that is chronically infected with the HCV virus. The recipient preferably receives three immunization boosts of the mixture at 4-week intervals. By the third boost, the titer of antibody specific for HCV will be significantly increased. Additionally, at this time, said subject will experience an enhanced antibody and T-cell mediated immune response against NS3, as evidenced by an increased fraction of NS3 specific antibodies as detected by EIA, and a reduction in viral load as detected by RT-PCR.

[0227] The compositions that comprise one or more of the embodied HCV nucleic acids or peptides may contain other ingredients including, but not limited to, adjuvants, binding agents, excipients such as stabilizers (to promote long term storage), emulsifiers, thickening agents, salts, preservatives, solvents, dispersion media, coatings, antibacterial and antifungal agents, isotonic and absorption delaying agents and the like. These compositions are suitable for treatment of animals either as a preventive measure to avoid a disease or condition or as a therapeutic to treat animals already afflicted with a disease or condition.

[0228] Many other ingredients can be also be present. For example, the adjuvant and antigen can be employed in admixture with conventional excipients (e.g., pharmaceutically acceptable organic or inorganic carrier substances suitable for parenteral, enteral (e.g., oral) or topical application that do not deleteriously react with the adjuvant and/or antigen). Suitable pharmaceutically acceptable carriers include, but are not limited to, water, salt solutions, alcohols, gum arabic, vegetable oils, benzyl alcohols, polyethylene glycols, gelatine, carbohydrates such as lactose, amylose or starch, magnesium stearate, talc, silicic acid, viscous paraffin, perfume oil, fatty acid monoglycerides and diglycerides, pentaerythritol fatty acid esters, hydroxy methylcellulose, polyvinyl pyrrolidone, etc. Many more suitable carriers are described in *Remington's Pharmaceutical Sciences*, 15th Edition, Easton:Mack Publishing Company, pages 1405-1412 and 1461-1487(1975) and *The National Formulary XIV*, 14th Edition, Washington, American Pharmaceutical Association (1975).

[0229] The gene constructs described herein, in particular, may be formulated with or administered in conjunction with agents that increase uptake and/or expression of the gene construct by the cells relative to uptake and/or expression of the gene construct by the cells that occurs when the identical genetic vaccine is administered in the absence of such agents. Such agents and the protocols for administering them in conjunction with gene constructs are described in PCT Patent Application Serial Number PCT/US94/00899 filed Jan. 26, 1994. Examples of such agents include: CaPO<sub>4</sub>, DEAE dextran, anionic lipids; extracellular matrix-active enzymes;



saponins; lectins; estrogenic compounds and steroidal hormones; hydroxylated lower alkyls; dimethyl sulfoxide (DMSO); urea; and benzoic acid esters anilides, amidines, urethanes and the hydrochloride salts thereof such as those of the family of local anesthetics. In addition, the gene constructs are encapsulated within/administered in conjunction with lipids/polycationic complexes.

**[0230]** The compositions described herein can be sterilized and if desired mixed with auxiliary agents, e.g., lubricants, preservatives, stabilizers, wetting agents, emulsifiers, salts for influencing osmotic pressure, buffers, coloring, flavoring and/or aromatic substances and the like that do not deleteriously react with the adjuvant or the antigen.

**[0231]** The effective dose and method of administration of a particular formulation can vary based on the individual patient and the type and stage of the disease, as well as other factors known to those of skill in the art. Therapeutic efficacy and toxicity of the vaccines can be determined by standard pharmaceutical procedures in cell cultures or experimental animals, e.g., ED<sub>50</sub> (the dose therapeutically effective in 50% of the population). The data obtained from cell culture assays and animal studies can be used to formulate a range of dosage for human use. The dosage of the vaccines lies preferably within a range of circulating concentrations that include the ED<sub>50</sub> with no toxicity. The dosage varies within this range depending upon the type of adjuvant derivative and HCV antigen, the dosage form employed, the sensitivity of the patient, and the route of administration.

**[0232]** Since many adjuvants, including ribavirin, has been on the market for several years, many dosage forms and routes of administration are known. All known dosage forms and routes of administration can be provided within the context of the embodiments described herein. Preferably, an amount of adjuvant that is effective to enhance an immune response to an antigen in an animal can be considered to be an any amount that is sufficient to achieve a blood serum level of antigen approximately 0.25 - 12.5µg/ml in the animal, preferably, about 2.5µg/ml. In some embodiments, the amount of adjuvant is determined according to the body weight of the animal to be given the vaccine. Accordingly, the amount of adjuvant in a particular formulation can be any amount between about 0.1 - 6.0mg/kg body weight. That is, some embodiments have an amount of adjuvant that corresponds to any amount between 0.1 - 1.0mg/kg, 1.1 - 2.0mg/kg, 2.1 - 3.0mg/kg, 3.1 - 4.0mg/kg, 4.1 - 5.0mg/kg, 5.1, and 6.0mg/kg body weight of an animal. More conventionally, some of the compositions described herein contain any amount between about 0.25mg - 2000mg of adjuvant. That is, some embodiments have approximately 250µg, 500µg, 1mg, 25mg, 50mg, 100mg, 150mg, 200mg, 250mg, 300mg, 350mg, 400mg, 450mg, 500mg, 550mg, 600mg, 650mg, 700mg, 750mg, 800mg, 850mg, 900mg, 1g, 1.1g, 1.2g, 1.3g, 1.4g, 1.5g, 1.6g, 1.7g, 1.8g, 1.9g, and 2g of adjuvant.

[0233] As one of skill in the art will appreciate, the amount of antigens in a vaccine or immunogen preparation can vary depending on the type of antigen and its immunogenicity. The amount of antigens in the vaccines can vary accordingly. Nevertheless, as a general guide, the compositions described herein can have any amount between approximately 0.25-2000mg of an HCV antigen discussed herein. For example, the amount of antigen can be between about 0.25mg - 5mg, 5-10mg, 10-100mg, 100-500mg, and upwards of 2000mg. Preferably, the amount of HCV antigen is 0.1µg - 1mg, desirably, 1µg-100µg, preferably 5µg-50µg, and, most preferably, 7µg, 8µg, 9µg, 10µg, 11µg-20µg, when said antigen is a nucleic acid and 1µg-100mg, desirably, 10µg-10mg, preferably, 100µg-1mg, and, most preferably, 200µg, 300µg, 400µg, 500µg, 600µg, or 700µg-1mg, when said antigen is a peptide.

[0234] In some approaches described herein, the exact amount of adjuvant and/or HCV antigen is chosen by the individual physician in view of the patient to be treated. Further, the amounts of adjuvant can be added in combination to or separately from the same or equivalent amount of antigen and these amounts can be adjusted during a particular vaccination protocol so as to provide sufficient levels in light of patient-specific or antigen-specific considerations. In this vein, patient-specific and antigen-specific factors that can be taken into account include, but are not limited to, the severity of the disease state of the patient, age, and weight of the patient, diet, time and frequency of administration, drug combination(s), reaction sensitivities, and tolerance/response to therapy. The next section describes the use of ribavirin as an adjuvant in greater detail.

#### Ribavirin

[0235] Nucleoside analogs have been widely used in anti-viral therapies due to their capacity to reduce viral replication. (Hosoya et al., *J. Inf. Dis.*, 168:641-646 (1993)). ribavirin (1-β-D-ribofuranosyl-1,2,4-triazole-3-carboxamide) is a synthetic guanosine analog that has been used to inhibit RNA and DNA virus replication. (Huffman et al., *Antimicrob. Agents. Chemother.*, 3:235 (1973); Sidwell et al., *Science*, 177:705 (1972)). Ribavirin has been shown to be a competitive inhibitor of inositol mono-phosphate (IMP) dehydrogenase (IMPDH), which converts IMP to IMX (which is then converted to GMP). De Clercq, *Anti viral Agents: characteristic activity spectrum depending on the molecular target with which they interact*, Academic press, Inc., New York N.Y., pp. 1-55 (1993). Intracellular pools of GTP become depleted as a result of long term ribavirin treatment.

[0236] In addition to antiviral activity, investigators have observed that some guanosine analogs have an effect on the immune system. (U.S. Patent Nos. 6,063,772 and 4,950,647). Ribavirin has been shown to inhibit functional humoral immune responses (Peavy et al., *J. Immunol.*, 126:861-864 (1981); Powers et al., *Antimicrob. Agents. Chemother.*, 22:108-114

(1982)) and IgE-mediated modulation of mast cell secretion. (Marquardt et al., *J. Pharmacol. Exp. Therapeutics*, 240:145-149 (1987)). Some investigators report that a daily oral therapy of ribavirin has an immune modulating effect on humans and mice. (Hultgren et al., *J. Gen. Virol.*, 79:2381-2391 (1998) and Cramp et al., *Gastron. Enterol.*, 118:346-355 (2000)). Nevertheless, the current understanding of the effects of ribavirin on the immune system is in its infancy. As disclosed below, ribavirin was found to be a potent adjuvant.

#### EXAMPLE 11

[0237] In a first set of experiments, groups of three to five Balb/c mice (BK Universal, Uppsala, Sweden) were immunized *i.p* or *s.c.* (e.g., at the base of the tail) with 10 $\mu$ g or 100 $\mu$ g of recombinant hepatitis C virus non-structural 3 (rNS3) protein. The rNS3 was dissolved in phosphate buffered saline (PBS) alone or PBS containing 1mg ribavirin (obtained from ICN, Costa Mesa, CA). Mice were injected with a total volume of 100 $\mu$ l per injection.

[0238] At two and four weeks following *i.p.* immunization, all mice were bled by retro-orbital sampling. Serum samples were collected and analyzed for the presence of antibodies to rNS3. To determine the antibody titer, an enzyme immunoassay (EIA) was performed. (See e.g., Hultgren et al., *J Gen Virol.* 79:2381-91 (1998) and Hultgren et al., *Clin. Diagn. Lab. Immunol.* 4:630-632 (1997)). The antibody levels were recorded as the highest serum dilution giving an optical density at 405nm more than twice that of non-immunized mice.

[0239] Mice that received 10 $\mu$ g or 100 $\mu$ g rNS3 mixed with 1mg ribavirin in PBS displayed consistently higher levels of NS3 antibodies. The antibody titer that was detected by EIA at two weeks post-immunization is shown in **FIGURE 7**. The vaccine formulations having 1mg of ribavirin and either 10 $\mu$ g or 100 $\mu$ g of rNS3 induced a significantly greater antibody titer than the vaccine formulations composed of only rNS3.

[0240] In a second set of experiments, groups of eight Balb/c mice were immunized intraperitoneally with 10 or 50  $\mu$ g of rNS3 in 100  $\mu$ l phosphate buffered saline containing either 0 mg, 1 mg, 3 mg, or 10 mg ribavirin (Sigma). At four, six and eight weeks the mice were bled and serum was separated and frozen. After completion of the study, sera were tested for the levels of antibodies to recombinant NS3, as described above. Mean antibody levels to rNS3 were compared between the groups using Student's t-test (parametric analysis) or Mann-Whitney (non-parametric analysis) and the software package StatView 4.5 (Abacus Concepts, Berkely, CA). The adjuvant effect of ribavirin when added in three doses to 10  $\mu$ g of rNS3 are provided in **TABLE 11**. The adjuvant effect of ribavirin when added in three doses to 50  $\mu$ g of rNS3 are provided in **TABLE 11**. Parametrical comparison of the mean rNS3 antibody titres in mice receiving different 10 $\mu$ g or 50  $\mu$ g of rNS3 and different doses of ribavirin are provided in **TABLES 12 and 13**, respectively. Non-parametrical comparison of mean NS3 antibody titres in

mice receiving different 10 $\mu$ g or 50  $\mu$ g of rNS3 and different doses of ribavirin are provided in **TABLES 14-16**, respectively. The values given represent end point titres to recombinant rNS3.

TABLE 11

Amount ribavirin (mg/dose)	Amount immunogen (µg/dose)	Mouse ID	Antibody titre to rNS3 at indicated week		
			Week 4	Week 6	Week 8
None	10	5:1	300	1500	1500
None	10	5:2	<60	7500	1500
None	10	5:3	<60	1500	300
None	10	5:4	60	1500	1500
None	10	5:5	<60	1500	nt
None	10	5:6	60	1500	1500
None	10	5:7	<60	7500	7500
None	10	5:8	300	37500	7500
Group mean titre (mean±SD)			180 ±139	7500 ±12421	3042 ±3076
1	10	6:1	300	37500	37500
1	10	6:2	<60	1500	1500
1	10	6:3	300	37500	187500
1	10	6:4	300	37500	7500
1	10	6:5	60	nt	nt
1	10	6:6	<60	37500	7500
1	10	6:7	<60	37500	7500
1	10	6:8	300	7500	7500
Group mean titre (mean±SD)			252 ±107	28071 ±16195	36642 ±67565
3	10	7:1	60	37500	7500
3	10	7:2	60	37500	37500
3	10	7:3	300	7500	7500
3	10	7:4	300	37500	7500
3	10	7:5	300	37500	37500
3	10	7:6	300	37500	37500
3	10	7:7	60	7500	7500
3	10	7:8	60	37500	37500
Group mean titre (mean±SD)			180± 128	30000± 13887	22500± 34637
10	10	8:1	300	37500	37500
10	10	8:2	300	37500	37500
10	10	8:3	<60	300	300
10	10	8:4	60	7500	7500
10	10	8:5	<60	300	300
10	10	8:6	<60	37500	37500
10	10	8:7	<60	7500	7500
10	10	8:8	<60	nt	nt
Group mean titre (mean±SD)			220± 139	18300± 18199	18300± 18199

TABLE 12

Amount ribavirin (mg/dose)	Amount immunogen ( $\mu$ g/dose)	Mouse ID	Antibody titre to rNS3 at indicated week		
			Week 4	Week 6	Week 8
None	50	1:1	60	7500	7500
None	50	1:2	60	7500	7500
None	50	1:3	60	7500	7500
None	50	1:4	<60	1500	300
None	50	1:5	300	37500	37500
None	50	1:6	60	7500	7500
None	50	1:7	60	37500	7500
None	50	1:8	.	.	.
Group mean titre (mean $\pm$ SD)			100 $\pm$ 98	15214 $\pm$ 15380	10757 $\pm$ 12094
1	50	2:1	60	7500	7500
1	50	2:2	300	37500	7500
1	50	2:3	60	187500	7500
1	50	2:4	60	37500	187500
1	50	2:5	60	37500	7500
1	50	2:6	60	37500	37500
1	50	2:7	300	37500	7500
1	50	2:8	300	37500	37500
Group mean titre (mean $\pm$ SD)			150 $\pm$ 124	52500 $\pm$ 55549	37500 $\pm$ 62105
3	50	3:1	60	37500	7500
3	50	3:2	300	37500	37500
3	50	3:3	300	37500	7500
3	50	3:4	60	37500	7500
3	50	3:5	300	37500	7500
3	50	3:6	60	37500	7500
3	50	3:7	-	7500	37500
3	50	3:8	1500	7500	37500
Group mean titre (mean $\pm$ SD)			387 $\pm$ 513	30000 $\pm$ 13887	18750 $\pm$ 15526
10	50	4:1	300	7500	7500
10	50	4:2	300	37500	37500
10	50	4:3	60	7500	7500
10	50	4:4	60	7500	7500
10	50	4:5	60	1500	1500
10	50	4:6	60	7500	37500
10	50	4:7	-	7500	7500
10	50	8:8	60	37500	7500
Group mean titre (mean $\pm$ SD)			140 $\pm$ 124	10929 $\pm$ 11928	15214 $\pm$ 15380

TABLE 13

Group	Week	Mean±SD	Group	Mean±SD	analysis	p-value
10µg NS3/no ribavirin	4	180 ±139	10 µg NS3/ 1 mg ribavirin	252 ±107	Students t-test	0.4071
	6	7500 ±12421		28071 ±16195	Students t-test	0.0156*
	8	3042 ±3076		36642 ±67565	Students t-test	0.2133
10µg NS3/no ribavirin	4	180 ±139	10 µg NS3/ 3 mg ribavirin	180± 128	Students t-test	1.000
	6	7500 ±12421		30000± 13887	Students t-test	0.0042**
	8	3042 ±3076		22500± 34637	Students t-test	0.0077**
10µg NS3/no ribavirin	4	180 ±139	10 µg NS3/ 10mg ribavirin	220± 139	Students t-test	0.7210
	6	7500 ±12421		18300± 18199	Students t-test	0.1974
	8	3042 ±3076		18300± 18199	Students t-test	0.0493*

TABLE 14

Group	Week	Mean±SD	Group	Mean±SD	analysis	p-value
50µg NS3/no ribavirin	4	100 ±98	50 µg NS3/ 1 mg ribavirin	150 ±124	Students t-test	0.4326
	6	15214 ±15380		52500 ±55549	Students t-test	0.1106
	8	10757 ±12094		37500 ±62105	Students t-test	0.2847
50µg NS3/no ribavirin	4	100 ±98	50 µg NS3/ 3 mg ribavirin	387 ±513	Students t-test	0.2355
	6	15214 ±15380		30000 ±13887	Students t-test	0.0721
	8	10757 ±12094		18750 ±15526	Students t-test	0.2915
50µg NS3/no ribavirin	4	100 ±98	50 µg NS3/ 10mg ribavirin	140 ±124	Students t-test	0.5490
	6	15214 ±15380		10929 ±11928	Students t-test	0.5710
	8	10757 ±12094		15214 ±15380	Students t-test	0.5579

Significance levels: NS = not significant; \* = p<0.05; \*\* = p<0.01; \*\*\* = p<0.001

TABLE 15

Group	Week	Mean±SD	Group	Mean±SD	analysis	p-value
10µg NS3/no ribavirin	4	180 ±139	10 µg NS3/ 1 mg ribavirin	252 ±107	Mann-Whitney	0.4280
	6	7500 ±12421		28071 ±16195	Mann-Whitney	0.0253*
	8	3042 ±3076		36642 ±67565	Mann-Whitney	0.0245*
10µg NS3/no ribavirin	4	180 ±139	10 µg NS3/ 3 mg ribavirin	180± 128	Mann-Whitney	0.0736
	6	7500 ±12421		30000± 13887	Mann-Whitney	0.0050**
	8	3042 ±3076		22500± 34637	Mann-Whitney	0.0034**
10µg NS3/no ribavirin	4	180 ±139	10 µg NS3/ 10mg ribavirin	220± 139	Mann-Whitney	0.8986
	6	7500 ±12421		18300± 18199	Mann-Whitney	0.4346
	8	3042 ±3076		18300± 18199	Mann-Whitney	0.2102

TABLE 16

Group	Week	Mean±SD	Group	Mean±SD	analysis	p-value
50µg NS3/no ribavirin	4	100 ±98	50 µg NS3/ 1 mg ribavirin	150 ±124	Mann-Whitney	0.1128
	6	15214 ±15380		52500 ±55549	Mann-Whitney	0.0210*
	8	10757 ±12094		37500 ±62105	Mann-Whitney	0.1883
50µg NS3/no ribavirin	4	100 ±98	50 µg NS3/ 3 mg ribavirin	387 ±513	Mann-Whitney	0.1400
	6	15214 ±15380		30000 ±13887	Mann-Whitney	0.0679
	8	10757 ±12094		18750 ±15526	Mann-Whitney	0.2091
50µg NS3/no ribavirin	4	100 ±98	50 µg NS3/ 10 mg ribavirin	140 ±124	Mann-Whitney	0.4292
	6	15214 ±15380		10929 ±11928	Mann-Whitney	0.9473
	8	10757 ±12094		15214 ±15380	Mann-Whitney	0.6279

Significance levels: NS = not significant; \* = p<0.05; \*\* = p<0.01; \*\*\* = p<0.001

X.



[0184] The data above demonstrates that ribavirin facilitates or enhances an immune response to an HCV antigen or HCV epitopes. A potent immune response to rNS3 was elicited after immunization with a vaccine composition comprising as little as 1 mg ribavirin and 10  $\mu$ g of rNS3 antigen. The data above also provide evidence that the amount of ribavirin that is sufficient to facilitate an immune response to an antigen is between 1 and 3 mg per injection for a 25-30g Balb/c mouse. It should be realized, however, that these amounts are intended for guidance only and should not be interpreted to limit the scope of the invention in any way. Nevertheless, the data shows that vaccine compositions comprising approximately 1 to 3 mg doses of ribavirin induce an immune response that is more than 12 times higher than the immune response elicited in the absence of without ribavirin. Thus, ribavirin has a significant adjuvant effect on the humoral immune response of an animal and thereby, enhances or facilitates the immune response to the antigen. The example below describes experiments that were performed to better understand the amount of ribavirin needed to enhance or facilitate an immune response to an antigen.

#### EXAMPLE 12

[0241] To determine a dose of ribavirin that is sufficient to provide an adjuvant effect, the following experiments were performed. In a first set of experiments, groups of mice (three per group) were immunized with a 20 $\mu$ g rNS3 alone or a mixture of 20 $\mu$ g rNS3 and 0.1mg, 1mg, or 10mg ribavirin. The levels of antibody to the antigen were then determined by EIA. The mean endpoint titers at weeks 1 and 3 were plotted and are shown in **FIGURE 8**. It was discovered that the adjuvant effect provided by ribavirin had different kinetics depending on the dose of ribavirin provided. For example, even low doses (<1mg) of ribavirin were found to enhance antibody levels at week one but not at week three, whereas, higher doses (1-10mg) were found to enhance antibody levels at week three.

[0242] A second set of experiments was also performed. In these experiments, groups of mice were injected with vaccine compositions comprising various amounts of ribavirin and rNS3 and the IgG response in these animals was monitored. The vaccine compositions comprised approximately 100  $\mu$ l phosphate buffered saline and 20  $\mu$ g rNS3 with or without 0.1 mg, 1.0 mg, or 10 mg ribavirin (Sigma). The mice were bled at week six and rNS3-specific IgG levels were determined by EIA as described previously. As shown in **TABLE 17**, the adjuvant effects on the sustained antibody levels were most obvious in the dose range of 1 to 10 mg per injection for a 25-30g mouse.

TABLE 17

Immunogen	Amount (mg) ribavirin mixed with the immunogen	Mouse ID	Endpoint titre of rNS3 IgG at indicated week		
			Week 1	Week 2	Week 3
20 µg rNS3	None	1	60	360	360
20 µg rNS3	None	2	360	360	2160
20 µg rNS3	None	3	360	2160	2160
		Mean	260±173	960±1039	1560±1039
20 µg rNS3	0.1	4	2160	12960	2160
20 µg rNS3	0.1	5	60	60	60
20 µg rNS3	0.1	6	<60	2160	2160
			1110±1484	5060±6921	1460±1212
20 µg rNS3	1.0	7	<60	60	12960
20 µg rNS3	1.0	8	<60	2160	2160
20 µg rNS3	1.0	9	360	2160	2160
		Mean	360	1460±1212	5760±6235
20 µg rNS3	10.0	10	360	12960	77760
20 µg rNS3	10.0	11	<60	2160	12960
20 µg rNS3	10.0	12	360	2160	2160
		Mean	360	5760±6235	30960±40888

[0243] In a third set of experiments, the adjuvant effect of ribavirin after primary and booster injections was investigated. In these experiments, mice were given two intraperitoneal injections of a vaccine composition comprising 10 µg rNS3 with or without ribavirin and the IgG subclass responses to the antigen was monitored, as before. Accordingly, mice were immunized with 100 µl phosphate buffered containing 10 µg recombinant NS3 alone, with or without 0.1 or 1.0 mg ribavirin (Sigma) at weeks 0 and 4. The mice were bled at week six and NS3-specific IgG subclasses were determined by EIA as described previously. As shown in TABLE 18, the addition of ribavirin to the immunogen prior to the injection does not change the IgG subclass response in the NS3-specific immune response. Thus, the adjuvant effect of a vaccine composition comprising ribavirin and an antigen can not be explained by a shift in of the Th1/Th2-balance. It appears that another mechanism may be responsible for the adjuvant effect of ribavirin.

TABLE 18

Immunogen	Amount (mg) ribavirin mixed with the immunogen	Mouse ID	Endpoint titre of indicated NS3 IgG subclass			
			IgG1	IgG2a	IgG2b	IgG3
10 µg rNS3	None	1	360	60	<60	60
10 µg rNS3	None	2	360	<60	<60	60
10 µg rNS3	None	3	2160	60	<60	360
		Mean	960±1039	60	-	160±173
10 µg rNS3	0.1	4	360	<60	<60	60
10 µg rNS3	0.1	5	60	<60	<60	<60
10 µg rNS3	0.1	6	2160	60	60	360
			860±1136	60	60	210±212
10 µg rNS3	1.0	7	2160	<60	<60	60
10 µg rNS3	1.0	8	360	<60	<60	<60
10 µg rNS3	1.0	9	2160	<60	<60	60
		Mean	1560±1039	-	-	60

[0244] The data presented in this example further verify that ribavirin can be administered as an adjuvant and establish that that the dose of ribavirin can modulate the kinetics of the adjuvant effect. The example below describes another assay that was performed to evaluate the ability of ribavirin to enhance or facilitate an immune response to an antigen.

## EXAMPLE 13

[0245] This assay can be used with any ribavirin derivative or combinations of ribavirin derivatives to determine the extent that a particular vaccine formulation modulates a cellular immune response. To determine CD4<sup>+</sup> T cell responses to a ribavirin-containing vaccine, groups of mice were immunized *s.c.* with either 100µg rNS3 in PBS or 100µg rNS3 and 1mg ribavirin in PBS. The mice were sacrificed ten days post-immunization and their lymph nodes were harvested and drained. *In vitro* recall assays were then performed. (See e.g., Hultgren et al., *J Gen Virol.* 79:2381-91 (1998) and Hultgren et al., *Clin. Diagn. Lab. Immunol.* 4:630-632 (1997)). The amount of CD4<sup>+</sup> T cell proliferation was determined at 96 h of culture by the incorporation of [<sup>3</sup>H] thymidine.

[0246] As shown in **FIGURE 9**, mice that were immunized with 100µg rNS3 mixed with 1mg ribavirin had a much greater T cell proliferative response than mice that were immunized with 100µg rNS3 in PBS. This data provides more evidence that ribavirin enhances or facilitates a cellular immune response (e.g., by promoting the effective priming of T cells).

[0247] Additional experiments were conducted to verify that ribavirin enhances the immune response to commercially available vaccine preparations. The example below describes the use of ribavirin in conjunction with a commercial HBV vaccine preparation.

EXAMPLE 14

[0248] The adjuvant effect of ribavirin was tested when mixed with two doses of a commercially available vaccine containing HBsAg and alum. (Engerix, SKB). Approximately 0.2 $\mu$ g or 2 $\mu$ g of Engerix vaccine was mixed with either PBS or 1mg ribavirin in PBS and the mixtures were injected intra peritoneally into groups of mice (three per group). A booster containing the same mixture was given on week four and all mice were bled on week six. The serum samples were diluted from 1:60 to 1:37500 and the dilutions were tested by EIA, as described above, except that purified human HBsAg was used as the solid phase antigen. As shown in TABLE 19, vaccine formulations having ribavirin enhanced the response to 2 $\mu$ g of an existing vaccine despite the fact that the vaccine already contained alum. That is, by adding ribavirin to a suboptimal vaccine dose (i.e., one that does not induce detectable antibodies alone) antibodies became detectable, providing evidence that the addition of ribavirin allows for the use of lower antigen amounts in a vaccine formulation without compromising the immune response.

TABLE 19

Week	End point antibody titer to HBsAg in EIA											
	0.02 $\mu$ g Engerix						0.2 $\mu$ g Engerix					
	No ribavirin			1mg ribavirin			No ribavirin			1mg ribavirin		
	#1	#2	#3	#1	#2	#3	#1	#2	#3	#1	#2	#3
6	<60	<60	<60	<60	<60	<60	<60	<60	<60	300	60	<60

[0249] The ribavirin used in the experiments above was obtained from commercial suppliers (e.g., Sigma and ICN). The ribavirin that can be used with the embodiments described herein can also be obtained from commercial suppliers or can be synthesized. The ribavirin and/or the antigen can be formulated with and without modification. For example, the ribavirin can be modified or derivatized to make a more stable molecule and/or a more potent adjuvant. By one approach, the stability of ribavirin can be enhanced by coupling the molecules to a support such as a hydrophilic polymer (e.g., polyethylene glycol).

[0250] Many more ribavirin derivatives can be generated using conventional techniques in rational drug design and combinatorial chemistry. For example, Molecular Simulations Inc. (MSI), as well as many other suppliers, provide software that allows one of skill to build a combinatorial library of organic molecules. The C2.Analog Builder program, for

example, can be integrated with MSI's suite of Cerius2 molecular diversity software to develop a library of ribavirin derivatives that can be used with the embodiments described herein. (See e.g., <http://msi.com/life/products/cerius2/index.html>).

[0251] By one approach, the chemical structure of ribavirin is recorded on a computer readable media and is accessed by one or more modeling software application programs. The C2.Analog Builder program in conjunction with C2Diversity program allows the user to generate a very large virtual library based on the diversity of R-groups for each substituent position, for example. Compounds having the same structure as the modeled ribavirin derivatives created in the virtual library are then made using conventional chemistry or can be obtained from a commercial source.

[0252] The newly manufactured ribavirin derivatives can then be screened in assays, which determine the extent of adjuvant activity of the molecule and/or the extent of its ability to modulate of an immune response. Some assays may involve virtual drug screening software, such as C2.Ludi. C2.Ludi is a software program that allows a user to explore databases of molecules (e.g., ribavirin derivatives) for their ability to interact with the active site of a protein of interest (e.g., RAC2 or another GTP binding protein). Based upon predicted interactions discovered with the virtual drug screening software, the ribavirin derivatives can be prioritized for further characterization in conventional assays that determine adjuvant activity and/or the extent of a molecule to modulate an immune response. The section below provides more explanation concerning the methods of using the compositions described herein.

[0253] *Methods of using the vaccine compositions and immunogen preparations*

[0254] Routes of administration of the embodiments described herein include, but are not limited to, transdermal, parenteral, gastrointestinal, transbronchial, and transalveolar. Transdermal administration can be accomplished by application of a cream, rinse, gel, etc. capable of allowing the adjuvant and HCV antigen to penetrate the skin. Parenteral routes of administration include, but are not limited to, electrical or direct injection such as direct injection into a central venous line, intravenous, intramuscular, intraperitoneal, intradermal, or subcutaneous injection. Gastrointestinal routes of administration include, but are not limited to, ingestion and rectal. Transbronchial and transalveolar routes of administration include, but are not limited to, inhalation, either via the mouth or intranasally.

[0255] Compositions having the adjuvant and HCV antigen that are suitable for transdermal administration include, but are not limited to, pharmaceutically acceptable suspensions, oils, creams, and ointments applied directly to the skin or incorporated into a protective carrier such as a transdermal device ("transdermal patch"). Examples of suitable creams, ointments, etc. can be found, for instance, in the Physician's Desk Reference. Examples

of suitable transdermal devices are described, for instance, in U.S. Patent No. 4,818,540 issued April 4, 1989 to Chinen, et al.

[0256] Compositions having the adjuvant and HCV antigen that are suitable for parenteral administration include, but are not limited to, pharmaceutically acceptable sterile isotonic solutions. Such solutions include, but are not limited to, saline, phosphate buffered saline and oil preparations for injection into a central venous line, intravenous, intramuscular, intraperitoneal, intradermal, or subcutaneous injection.

[0257] Compositions having the adjuvant and HCV antigen that are suitable for transbronchial and transalveolar administration include, but not limited to, various types of aerosols for inhalation. Devices suitable for transbronchial and transalveolar administration of these are also embodiments. Such devices include, but are not limited to, atomizers and vaporizers. Many forms of currently available atomizers and vaporizers can be readily adapted to deliver vaccines having ribavirin and an antigen.

[0258] Compositions having the adjuvant and HCV antigen that are suitable for gastrointestinal administration include, but not limited to, pharmaceutically acceptable powders, pills or liquids for ingestion and suppositories for rectal administration.

[0259] The gene constructs described herein, in particular, may be administered by means including, but not limited to, traditional syringes, needleless injection devices, or "microprojectile bombardment gene guns". Alternatively, the genetic vaccine may be introduced by various means into cells that are removed from the individual. Such means include, for example, *ex vivo* transfection, electroporation, microinjection and microprojectile bombardment. After the gene construct is taken up by the cells, they are reimplanted into the individual. It is contemplated that otherwise non-immunogenic cells that have gene constructs incorporated therein can be implanted into the individual even if the vaccinated cells were originally taken from another individual.

[0260] According to some embodiments, the gene construct is administered to an individual using a needleless injection device. According to some embodiments, the gene construct is simultaneously administered to an individual intradermally, subcutaneously and intramuscularly using a needleless injection device. Needleless injection devices are well known and widely available. One having ordinary skill in the art can, following the teachings herein, use needleless injection devices to deliver genetic material to cells of an individual. Needleless injection devices are well suited to deliver genetic material to all tissue. They are particularly useful to deliver genetic material to skin and muscle cells. In some embodiments, a needleless injection device may be used to propel a liquid that contains DNA molecules toward the surface of the individual's skin. The liquid is propelled at a sufficient velocity such that upon impact with the skin the liquid penetrates the surface of the skin, permeates the skin and muscle tissue

therebeneath. Thus, the genetic material is simultaneously administered intradermally, subcutaneously and intramuscularly. In some embodiments, a needleless injection device may be used to deliver genetic material to tissue of other organs in order to introduce a nucleic acid molecule to cells of that organ.

**[0261]** Preferred embodiments concern methods of treating or preventing HCV infection. In these embodiments, an animal in need is provided an HCV antigen (e.g., a peptide antigen or nucleic acid-based antigen, as described herein (**SEQ. ID. NOS.: 1-27, 35-36, and 40-220**) (including wild-type and codon optimized sequences encoding **SEQ ID NOS: 40-220**) and an amount of adjuvant sufficient to exhibit an adjuvant activity in said animal. Accordingly, an animal can be identified as one in need by using currently available diagnostic testing or clinical evaluation. The adjuvant and antigen can be provided separately or in combination, and other adjuvants (e.g., oil, alum, or other agents that enhance an immune response) can also be provided to the animal in need.

**[0262]** Other embodiments of the invention include methods of enhancing an immune response to an HCV antigen by providing an animal in need with an amount of adjuvant (e.g., ribavirin) and one or more of **SEQ. ID. NOS.: 1-11, 35-36, and 40-220** (or a wild type or codon-optimized nucleic acid encoding **SEQ ID NOS: 40-220**) or a fragment thereof, preferably **SEQ. ID. NOS.: 12-27** that is effective to enhance said immune response. In these embodiments, an animal in need of an enhanced immune response to an antigen is identified by using currently available diagnostic testing or clinical evaluation. By one approach, for example, an uninfected individual is provided with the vaccine compositions described above in an amount sufficient to elicit a cellular and humoral immune response to NS3 so as to protect said individual from becoming infected with HCV. In another embodiment, an HCV-infected individual is identified and provided with a vaccine composition comprising ribavirin and NS3 in an amount sufficient to enhance the cellular and humoral immune response against NS3 so as to reduce or eliminate the HCV infection. Such individual may be in the chronic or acute phase of the infection. In yet another embodiment, an HCV-infected individual suffering from HCC is provided with a composition comprising an adjuvant and the NS3/4A fusion gene in an amount sufficient to elicit a cellular and humoral immune response against NS3-expressing tumor cells. The isolation and characterization of novel NS3/NS4A polypeptides that have altered protease activity is described in the following example.

#### EXAMPLE 15

**[0263]** The serine protease cleavage domain of NS3/NS4A resides in the first 181 amino acids of the peptide (Lin, C. *et al.*, *J. Virol.*, 68(12):8147-8157 (1994)). Figure 17 depicts the amino acid sequence of the protease cleavage domain of the NS3/NS4A polypeptide from HCV isolate disclosed herein (**SEQ ID NO: 39**). To identify amino acid residues that affect

protease activity in the HCV isolate, mutations were made in each of the 181 amino acids of the protease cleavage domain. Briefly, the NS3/NS4A-pVAX plasmid (described in Example 1) was used as a template for site-directed mutagenesis using the QUICKCHANGE™ mutagenesis kit (Stratagene), following the manufacturer's recommendations. Using this approach, NS3/NS4A-pVAX constructs encoding the polypeptides of (SEQ ID NO: 40 through SEQ ID NO: 221) were made. These constructs encode NS3/NS4A polypeptides in which every residue other than alanine in (SEQ ID NO: 39) is changed to an alanine, and where every alanine in (SEQ ID NO: 39) is changed to a glycine. The resulting plasmids were sequenced to verify that the NS3/NS4A-pVAX vectors had been correctly made. Plasmids were grown in competent BL21 *E. coli*, and subsequently purified using Qiagen DNA purification columns (Qiagen, Hamburg, Germany) according to the manufacturer's instructions. Purified plasmid DNA was dissolved in phosphate buffered saline (PBS).

[0264] The resulting plasmids were transcribed and translated *in vitro*, and the resulting polypeptides were visualized by sodium dodecyl sulfate-polyacrylamide gel electrophoresis (SDS-PAGE). *In vitro* transcription and translation were performed using the T7 coupled reticulocyte lysate TNT™ system (Promega, Madison, WI) according to the manufacturer's instructions. All *in vitro* translation reactions of the constructs were carried out at 30°C with <sup>35</sup>S-labeled methionine (Amersham International, Plc, Buckinghamshire, UK). The labeled proteins were separated by 12% SDS-PAGE and visualized by exposure to X-ray film (Hyper Film-MP, Amersham) for 6-18 hours.

[0265] When the assay described above is performed with wtNS3/NS4A-pVAX, the protease activity of wtNS3/NS4A protein (SEQ ID NO: 2) is such that two protein bands are visualized on the autorad of the gel: a protein band of approximately 67kDa, which is consistent with the size of the NS3/NS4A uncleaved protein, and a protein band of approximately 61kDa, which corresponds to the NS3 cleavage product from the reaction. Each of the 181 mutant NS3/NS4A-pVAX constructs was tested in the assay described above. For each mutant construct assayed, the amount of uncleaved (67kDa) versus cleaved NS3/NS4A (61kDa cleavage product) was compared between the wtNS3/NS4A construct and the NS3/NS4A mutant construct, as a measure of how each mutation affected the protease activity. As shown in Table 20, the following NS3/NS4A constructs have amino acid substitutions that completely abolished protease activity: SEQ ID NOs: 87, 92, 96, 120, 124, 130, 136, 138, 162, 163, 178, 179, 184, 192, 208, and 214. In reference to NS3 protease activity, the term "completely abolished" is meant to refer to polypeptides that have less than, equal to, or any number in between about 10%, 9%, 8%, 7%, 6%, 5%, 4%, 3%, 2% and 1% of the NS3 protease activity compared to the protease activity of a wild type NS3 polypeptide or NS3/4A polypeptide (e.g., SEQ ID NO:36). In reference to NS3 protease activity, the term "reduced" is meant to refer to polypeptides that have



less than, equal to, or any number in between about 100%, 95%, 90%, 85%, 80%, 75%, 70%, 65%, 60%, 55%, 50%, 45%, 40%, 35%, 30%, 25%, 20%, 15% and 10% of the NS3 protease activity compared to the protease activity of a wild type NS3 polypeptide or NS3/4A polypeptide (*e.g.*, SEQ ID NO:36). The following eight constructs have mutations that result in reduced protease activity: SEQ ID NOs: 83, 133, 145, 147, 165, 182, 183, and 188.

[0266] As shown in Table 21, twenty two constructs have substitutions that result in enhanced (SEQ ID NOs: 45, 50, 52, 53, 69, 98, 103, 112, 115, 125, 150, 161, 173, 175, 180, 200, 205, and 216), or greatly enhanced protease activity (SEQ ID NOs: 91, 97, and 197). In reference to NS3 protease activity, the term “enhanced” and “greatly enhanced” is meant to refer to polypeptides that have greater than, equal to, or any number in between about 100%, 101%, 105%, 110%, 115%, 120%, 125%, 130%, 135%, 140%, 145%, 150%, 155%, 160%, 165%, 170%, 175%, 180%, 185%, 190%, 195%, 200%, 210%, 220%, 230%, 240%, 250%, 260%, 270%, 280%, 290%, 300%, 310%, 320%, 330%, 340%, 350%, 360%, 370%, 380%, 390%, 400%, 425%, 450%, 475%, 500%, 600% and 700% of the NS3 protease activity compared to the protease activity of a wild type NS3 polypeptide or NS3/4A polypeptide (*e.g.*, SEQ ID NO:36).

Table 20

Leu44Ala (SEQ ID NO:83)	Reduced
Ile48Ala (SEQ ID NO: 87)	Abolished
Trp53Ala (SEQ ID NO: 92)	Abolished
His57Ala (SEQ ID NO: 96)	Abolished
Asp81Ala (SEQ ID NO: 120)	Abolished
Trp85Ala (SEQ ID NO: 124)	Abolished
Ala91Gly (SEQ ID NO: 130)	Abolished
Leu94Ala (SEQ ID NO: 133)	Reduced
Cys97Ala (SEQ ID NO: 136)	Abolished
Cys99Ala (SEQ ID NO: 138)	Abolished
Leu106Ala (SEQ ID NO: 145)	Reduced
Thr108Ala (SEQ ID NO: 147)	Reduced
Arg 123Ala (SEQ ID NO: 162)	Abolished
Gly124Ala (SEQ ID NO: 163)	Abolished
Leu126Ala (SEQ ID NO: 165)	Reduced
Ser139Ala (SEQ ID NO: 178)	Abolished
Gly140Ala (SEQ ID NO: 179)	Abolished
Leu143Ala (SEQ ID NO: 182)	Reduced
Leu144Ala (SEQ ID NO: 183)	Reduced

Cys145Ala (SEQ ID NO: 184)	Abolished
His149Ala (SEQ ID NO: 188)	Reduced
Ile153Ala (SEQ ID NO: 192)	Abolished
Phe169Ala (SEQ ID NO: 208)	Abolished
Leu175Ala (SEQ ID NO: 214)	Abolished

Table 21

Mutation	Activity
Tyr6Ala (SEQ ID NO: 45)	Enhanced
Arg11Ala (SEQ ID NO: 50)	Enhanced
Leu13Ala (SEQ ID NO: 52)	Enhanced
Leu14Ala (SEQ ID NO: 53)	Enhanced
Glu30Ala (SEQ ID NO: 69)	Enhanced
Cys52Ala (SEQ ID NO: 91)	Greatly enhanced
Gly58Ala (SEQ ID NO: 97)	Greatly enhanced
Ala59Gly (SEQ ID NO: 98)	Enhanced
Ile64Ala (SEQ ID NO: 103)	Enhanced
Gln73Ala (SEQ ID NO: 112)	Enhanced
Thr76Ala (SEQ ID NO: 115)	Enhanced
Pro86Ala (SEQ ID NO: 125)	Enhanced
Ala111Gly (SEQ ID NO: 150)	Enhanced
Gly 122Ala (SEQ ID NO: 161)	Enhanced
Tyr 134Ala (SEQ ID NO: 173)	Enhanced
Lys 136Ala (SEQ ID NO: 175)	Enhanced
Gly 141Ala (SEQ ID NO: 180)	Enhanced
Val158Ala (SEQ ID NO: 197)	Greatly Enhanced
Arg161Ala (SEQ ID NO: 200)	Enhanced
Ala166Gly (SEQ ID NO: 205)	Enhanced
Thr177Ala (SEQ ID NO: 216)	Enhanced

[0267] Protease activity is associated with viral assembly and maturation (See, e.g., Babé *et al.*, *Cell*, 91:427-430 (1997)). Accordingly, mutant NS3/NS4A polypeptides with altered protease activity and their encoding nucleic acids are useful in the immunogenic compositions described herein. The fragments listed in TABLES 20-21 are preferred immunogens that can be incorporated with or without an adjuvant (e.g., ribavirin) into a composition for administration to an animal so as to induce an immune response in said animal to HCV.

[0268] As shown in **TABLE 22**, the following NS3/4A constructs have amino acid substitutions that did not have a large effect (**SEQ ID NOs: 40, 48-49, 54, 56, 60-61, 66, 72, 74-75, 77-79, 82, 85, 89, 100-102, 107-110, 113-114, 121, 131, 144, 146, 148-149, 152-153, 156, 160, 166, 167, 170-171, 177, 181, 185-186, 189-190, 194-195, 198-199, 204, 206, 209, 210, 213, 215, and 217**), or did not have any detectable effect on protease activity (**SEQ ID NOs: 41-44, 46, 47, 51, 55, 58, 59, 62, 65, 67-68, 70-71, 73, 76, 80-81, 84, 86, 88, 90, 93, 95, 99, 104-106, 111, 116-119, 123, 127-129, 134-135, 137, 139-143, 151, 154-155, 157-159, 164, 168-169, 172, 176, 191, 193, 196, 201-203, 211-212, and 218-220**). The fragments listed in **TABLE 22** are preferred immunogens that can be incorporated with or without an adjuvant (e.g., ribavirin) into a composition for administration to an animal so as to induce an immune response in said animal to HCV.

**Table 22**

<b>Mutation</b>	<b>Activity</b>
Ala1Gly ( <b>SEQ ID NO: 40</b> )	Little Effect
Pro2Ala ( <b>SEQ ID NO: 41</b> )	No Effect
Ile3Ala ( <b>SEQ ID NO: 42</b> )	No Effect
Thr4Ala ( <b>SEQ ID NO: 43</b> )	No Effect
Ala5Gly ( <b>SEQ ID NO: 44</b> )	No Effect
Ala7Gly ( <b>SEQ ID NO: 46</b> )	No Effect
Gln8Ala ( <b>SEQ ID NO: 47</b> )	No Effect
Gln9Ala ( <b>SEQ ID NO: 48</b> )	Little Effect
Thr10Ala ( <b>SEQ ID NO: 49</b> )	Little Effect
Gly12Ala ( <b>SEQ ID NO: 51</b> )	No Effect
Gly15Ala ( <b>SEQ ID NO: 54</b> )	Little Effect
Cys16Ala ( <b>SEQ ID NO: 55</b> )	No Effect
Ile17Ala ( <b>SEQ ID NO: 56</b> )	Little Effect
Thr19Ala ( <b>SEQ ID NO: 58</b> )	No Effect
Ser20Ala ( <b>SEQ ID NO: 59</b> )	No Effect
Leu21Ala ( <b>SEQ ID NO: 60</b> )	Little Effect
Thr22Ala ( <b>SEQ ID NO: 61</b> )	Little Effect
Gly23Ala ( <b>SEQ ID NO: 62</b> )	No Effect
Lys26Ala ( <b>SEQ ID NO: 65</b> )	No Effect
Asn27Ala ( <b>SEQ ID NO: 66</b> )	Little Effect
Gln28Ala ( <b>SEQ ID NO: 67</b> )	No Effect
Val29Ala ( <b>SEQ ID NO: 68</b> )	No Effect

<b>Mutation</b>	<b>Activity</b>
Gly31Ala (SEQ ID NO: 70)	No Effect
Glu32Ala (SEQ ID NO: 71)	No Effect
Val33Gly (SEQ ID NO: 72)	Little Effect
Gln34Ala (SEQ ID NO: 73)	No Effect
Ile35Ala (SEQ ID NO: 74)	Little Effect
Val36Ala (SEQ ID NO: 75)	No Effect
Ser37Ala (SEQ ID NO: 76)	Little Effect
Thr38Ala (SEQ ID NO: 77)	Little Effect
Ala39Gly (SEQ ID NO: 78)	Little Effect
Ala40Gly (SEQ ID NO: 79)	Little Effect
Gln41Ala (SEQ ID NO: 80)	No Effect
Thr42Ala (SEQ ID NO: 81)	No Effect
Phe43Ala (SEQ ID NO: 82)	Little Effect
Ala45Gly (SEQ ID NO: 84)	No Effect
Thr46Ala (SEQ ID NO: 85)	Little Effect
Cys47Ala (SEQ ID NO: 86)	No Effect
Gln49Ala (SEQ ID NO: 88)	No Effect
Gly50Ala (SEQ ID NO: 89)	Little Effect
Val51Ala (SEQ ID NO: 90)	Little Effect
Thr54Ala (SEQ ID NO: 93)	No Effect
Arg161Ala (SEQ ID NO: 95)	No Effect
Ala56Gly (SEQ ID NO: 99)	No Effect
Phe57Ala (SEQ ID NO: 100)	Little Effect
Leu58Ala (SEQ ID NO: 101)	No Effect
Thr63Ala (SEQ ID NO: 102)	Little Effect
Thr64Ala (SEQ ID NO: 103)	No Effect
Ala65Gly (SEQ ID NO: 104)	No Effect
Ser66Ala (SEQ ID NO: 105)	No Effect
Pro67Ala (SEQ ID NO: 106)	No Effect
Lys68Ala (SEQ ID NO: 107)	Little Effect
Gly69Ala (SEQ ID NO: 108)	Little Effect
Pro70Ala (SEQ ID NO: 109)	Little Effect
Val71Ala (SEQ ID NO: 110)	Little Effect
Ile72Ala (SEQ ID NO: 111)	Little Effect

<b>Mutation</b>	<b>Activity</b>
Met74Ala(SEQ ID NO: 113)	Little Effect
Tyr75Ala(SEQ ID NO: 114)	Little Effect
Gln77Ala(SEQ ID NO: 116)	No Effect
Val78Ala(SEQ ID NO: 117)	No Effect
Asp79Ala(SEQ ID NO: 118)	No Effect
Gln80Ala(SEQ ID NO: 119)	No Effect
Leu82Ala(SEQ ID NO: 121)	Little Effect
Gly84Ala(SEQ ID NO: 123)	No Effect
Pro88Ala(SEQ ID NO: 127)	No Effect
Gln89Ala(SEQ ID NO: 128)	No Effect
Gly90Ala(SEQ ID NO: 129)	No Effect
Arg92Ala(SEQ ID NO: 131)	Little Effect
Thr95Ala(SEQ ID NO: 134)	No Effect
Pro96Ala(SEQ ID NO: 135)	No Effect
Thr98Ala(SEQ ID NO: 137)	No Effect
Gly100Ala(SEQ ID NO: 139)	No Effect
Ser101Ala(SEQ ID NO: 140)	No Effect
Ser102Ala(SEQ ID NO: 141)	No Effect
Asp103Ala(SEQ ID NO: 142)	No Effect
Leu104Ala(SEQ ID NO: 143)	No Effect
Try105Ala(SEQ ID NO: 144)	Little Effect
Val107Ala(SEQ ID NO: 146)	Little Effect
Arg109Ala(SEQ ID NO: 148)	Little Effect
His110Ala(SEQ ID NO: 149)	Little Effect
Asp112Ala(SEQ ID NO: 151)	No Effect
Val113Ala(SEQ ID NO: 152)	Little Effect
Ile114Ala(SEQ ID NO: 153)	Little Effect
Pro115Ala(SEQ ID NO: 154)	No Effect
Val116Ala(SEQ ID NO: 155)	No Effect
Arg118Ala(SEQ ID NO: 157)	No Effect
Arg119Ala(SEQ ID NO: 158)	Little Effect
Gly120Ala(SEQ ID NO: 159)	No Effect
Asp121Ala(SEQ ID NO: 160)	Little Effect
Ser125Ala(SEQ ID NO: 164)	No Effect

<b>Mutation</b>	<b>Activity</b>
Leu127Ala(SEQ ID NO: 166)	Little Effect
Ser128Ala(SEQ ID NO: 167)	Little Effect
Pro129Ala(SEQ ID NO: 168)	No Effect
Arg130Ala(SEQ ID NO: 169)	No Effect
Pro131Ala(SEQ ID NO: 170)	Little Effect
Ile132Ala(SEQ ID NO: 171)	Little Effect
Ser133Ala(SEQ ID NO: 172)	No Effect
Gly137Ala(SEQ ID NO: 176)	No Effect
Ser138Ala(SEQ ID NO: 177)	Little Effect
Pro142Ala(SEQ ID NO: 181)	Little Effect
Pro146Ala(SEQ ID NO: 185)	Little Effect
Ala147Gly(SEQ ID NO: 186)	Little Effect
Ala150Gly(SEQ ID NO: 189)	Little Effect
Val151Gly(SEQ ID NO: 190)	Little Effect
Gly152Ala(SEQ ID NO: 191)	No Effect
Phe154Ala(SEQ ID NO: 193)	No Effect
Arg155Ala(SEQ ID NO: 194)	Little Effect
Ala156Gly(SEQ ID NO: 195)	Little Effect
Ala157Gly(SEQ ID NO: 196)	No Effect
Cys159Ala(SEQ ID NO: 198)	Little Effect
Thr160Ala(SEQ ID NO: 199)	Little Effect
Gly162Ala(SEQ ID NO: 201)	No Effect
Val163Ala(SEQ ID NO: 202)	No Effect
Ala164Gly(SEQ ID NO: 203)	No Effect
Lys165Ala(SEQ ID NO: 204)	Little Effect
Val167Ala(SEQ ID NO: 206)	Little Effect
Ile170Ala(SEQ ID NO: 209)	Little Effect
Pro171Ala(SEQ ID NO: 210)	Little Effect
Val172Ala(SEQ ID NO: 211)	No Effect
Glu173Ala(SEQ ID NO: 212)	No Effect
Ser174Ala(SEQ ID NO: 213)	Little Effect
Glu176Ala(SEQ ID NO: 215)	Little Effect
Thr178Ala(SEQ ID NO: 217)	Little Effect
Met179Ala(SEQ ID NO: 218)	No Effect

<b>Mutation</b>	<b>Activity</b>
Arg180Ala( <b>SEQ ID NO: 219</b> )	No Effect
Ser181Ala( <b>SEQ ID NO: 220</b> )	No Effect

[0269] The mutant HCV genes and the encoded polypeptides disclosed herein are useful as novel research tools for drug discovery. Specifically, polypeptides exhibiting enhanced protease activity can be used in assays to identify novel compounds that inhibit protease activity. Such screening assays will include assays amenable to high-throughput screening of chemical libraries, making them particularly suitable for identifying small molecule drug candidates. Small molecules contemplated include synthetic organic or inorganic compounds. The assays can be performed in a variety of formats, including protein-protein binding assays, biochemical screening assays, immunoassays and cell based assays, which are well characterized in the art.

[0270] The HCV genes encoding polypeptides with altered protease activity are useful in the creation of transgenic organisms, as described herein in paragraphs [0183]-[0184]. Transgenic organisms expressing mutant HCV polypeptides are useful as model organisms for the study of HCV replication and life cycle.

[0271] Although the invention has been described with reference to embodiments and examples, it should be understood that various modifications can be made without departing from the spirit of the invention. Accordingly, the invention is limited only by the following claims.

WHAT IS CLAIMED IS:

1. A purified or isolated nucleic acid encoding a polypeptide comprising an NS3/NS4A polypeptide with enhanced protease activity, wherein said NS3/NS4A polypeptide has a mutation in the NS3 protease domain.

2. The nucleic acid of Claim 1, wherein said NS3/4A polypeptide is selected from the group consisting of **SEQ ID NO:45, SEQ ID NO: 50, SEQ ID NO: 52, SEQ ID NO: 53, SEQ ID NO: 69, SEQ ID NO: 91, SEQ ID NO: 97, SEQ ID NO: 98, SEQ ID NO: 103, SEQ ID NO: 112, SEQ ID NO: 115, SEQ ID NO: 125, SEQ ID NO: 150, SEQ ID NO: 161, SEQ ID NO: 173, SEQ ID NO: 175, SEQ ID NO: 180, SEQ ID NO: 197, SEQ ID NO: 200, SEQ ID NO: 205, and SEQ ID NO: 216.**

3. A purified or isolated polypeptide comprising an NS3/4A polypeptide with enhanced protease activity, wherein said NS3/4A polypeptide has a mutation in the NS3 protease domain.

4. The polypeptide of Claim 3, wherein said NS3/4A polypeptide is selected from the the group consisting of **SEQ ID NO:45, SEQ ID NO: 50, SEQ ID NO: 52, SEQ ID NO: 53, SEQ ID NO: 69, SEQ ID NO: 91, SEQ ID NO: 97, SEQ ID NO: 98, SEQ ID NO: 103, SEQ ID NO: 112, SEQ ID NO: 115, SEQ ID NO: 125, SEQ ID NO: 150, SEQ ID NO: 161, SEQ ID NO: 173, SEQ ID NO: 175, SEQ ID NO: 180, SEQ ID NO: 197, SEQ ID NO: 200, SEQ ID NO: 205, and SEQ ID NO: 216.**

5. An immunogenic composition comprising a nucleic acid, wherein said nucleic acid encodes a polypeptide comprising an NS3/4A polypeptide with enhanced protease activity, wherein said NS3/4A polypeptide has a mutation in the NS3 protease domain.

6. The immunogenic composition of Claim 5, wherein said NS3/4A is selected from the groupd consisting of **SEQ ID NO:45, SEQ ID NO: 50, SEQ ID NO: 52, SEQ ID NO: 53, SEQ ID NO: 69, SEQ ID NO: 91, SEQ ID NO: 97, SEQ ID NO: 98, SEQ ID NO: 103, SEQ ID NO: 112, SEQ ID NO: 115, SEQ ID NO: 125, SEQ ID NO: 150, SEQ ID NO: 161, SEQ ID NO: 173, SEQ ID NO: 175, SEQ ID NO: 180, SEQ ID NO: 197, SEQ ID NO: 200, SEQ ID NO: 205, and SEQ ID NO: 216.**

7. An immunogenic composition comprising an NS3/4A polypeptide with enhanced protease activity, wherein said NS3/4A polypeptide is selected from the group consisting of **SEQ ID NO:45, SEQ ID NO: 50, SEQ ID NO: 52, SEQ ID NO: 53, SEQ ID NO: 69, SEQ ID NO: 91, SEQ ID NO: 97, SEQ ID NO: 98, SEQ ID NO: 103, SEQ ID NO: 112, SEQ ID NO: 115, SEQ ID NO: 125, SEQ ID NO: 150, SEQ ID NO: 161, SEQ ID**



**NO: 173, SEQ ID NO: 175, SEQ ID NO: 180, SEQ ID NO: 197, SEQ ID NO: 200, SEQ ID NO: 205, and SEQ ID NO: 216.**

8. A purified or isolated nucleic acid encoding a polypeptide comprising an NS3/NS4A polypeptide with altered protease activity, wherein said NS3/NS4A polypeptide has a mutation in the NS3 protease domain.

9. The nucleic acid of Claim 8, wherein said NS3/NS4A polypeptide is selected from the group consisting of **SEQ ID NO: 40, SEQ ID NO: 41, SEQ ID NO: 42, SEQ ID NO: 43, SEQ ID NO: 44, SEQ ID NO: 45, SEQ ID NO: 46, SEQ ID NO: 47, SEQ ID NO: 48, SEQ ID NO: 49, SEQ ID NO: 50, SEQ ID NO: 51, SEQ ID NO: 52, SEQ ID NO: 53, SEQ ID NO: 54, SEQ ID NO: 55, SEQ ID NO: 56, SEQ ID NO: 57, SEQ ID NO: 58, SEQ ID NO: 59, SEQ ID NO: 60, SEQ ID NO: 61, SEQ ID NO: 62, SEQ ID NO: 63, SEQ ID NO: 64, SEQ ID NO: 65, SEQ ID NO: 66, SEQ ID NO: 67, SEQ ID NO: 68, SEQ ID NO: 69, SEQ ID NO: 70, SEQ ID NO: 71, SEQ ID NO: 72, SEQ ID NO: 73, SEQ ID NO: 74, SEQ ID NO: 75, SEQ ID NO: 76, SEQ ID NO: 77, SEQ ID NO: 78, SEQ ID NO: 79, SEQ ID NO: 80, SEQ ID NO: 81, SEQ ID NO: 82, SEQ ID NO: 83, SEQ ID NO: 84, SEQ ID NO: 85, SEQ ID NO: 86, SEQ ID NO: 87, SEQ ID NO: 88, SEQ ID NO: 89, SEQ ID NO: 90, SEQ ID NO: 91, SEQ ID NO: 92, SEQ ID NO: 93, SEQ ID NO: 94, SEQ ID NO: 95, SEQ ID NO: 96, SEQ ID NO: 97, SEQ ID NO: 98, SEQ ID NO: 99, SEQ ID NO: 100, SEQ ID NO: 101, SEQ ID NO: 102, SEQ ID NO: 103, SEQ ID NO: 104, SEQ ID NO: 105, SEQ ID NO: 106, SEQ ID NO: 107, SEQ ID NO: 108, SEQ ID NO: 109, SEQ ID NO: 110, SEQ ID NO: 111, SEQ ID NO: 112, SEQ ID NO: 113, SEQ ID NO: 114, SEQ ID NO: 115, SEQ ID NO: 116, SEQ ID NO: 117, SEQ ID NO: 118, SEQ ID NO: 119, SEQ ID NO: 120, SEQ ID NO: 121, SEQ ID NO: 122, SEQ ID NO: 123, SEQ ID NO: 124, SEQ ID NO: 125, SEQ ID NO: 126, SEQ ID NO: 127, SEQ ID NO: 128, SEQ ID NO: 129, SEQ ID NO: 130, SEQ ID NO: 131, SEQ ID NO: 132, SEQ ID NO: 133, SEQ ID NO: 134, SEQ ID NO: 135, SEQ ID NO: 136, SEQ ID NO: 137, SEQ ID NO: 138, SEQ ID NO: 139, SEQ ID NO: 140, SEQ ID NO: 141, SEQ ID NO: 142, SEQ ID NO: 143, SEQ ID NO: 144, SEQ ID NO: 145, SEQ ID NO: 146, SEQ ID NO: 147, SEQ ID NO: 148, SEQ ID NO: 149, SEQ ID NO: 150, SEQ ID NO: 151, SEQ ID NO: 152, SEQ ID NO: 153, SEQ ID NO: 154, SEQ ID NO: 155, SEQ ID NO: 156, SEQ ID NO: 157, SEQ ID NO: 158, SEQ ID NO: 159, SEQ ID NO: 160, SEQ ID NO: 161, SEQ ID NO: 162, SEQ ID NO: 163, SEQ ID NO: 164, SEQ ID NO: 165, SEQ ID NO: 166, SEQ ID NO: 167, SEQ ID NO: 168, SEQ ID NO: 169, SEQ ID NO: 170, SEQ ID NO: 171, SEQ ID NO: 172, SEQ ID NO: 173, SEQ ID NO: 174, SEQ ID NO: 175, SEQ ID NO: 176, SEQ ID NO: 177, SEQ ID NO: 178, SEQ ID NO: 179, SEQ ID NO: 180, SEQ ID NO: 181, SEQ ID NO: 182, SEQ ID NO: 183, SEQ ID NO: 184, SEQ ID NO: 185, SEQ ID NO: 186, SEQ ID NO: 187, SEQ ID NO: 188, SEQ ID NO: 189, SEQ ID NO: 190, SEQ ID NO: 191, SEQ**

ID NO: 192, SEQ ID NO: 193, SEQ ID NO: 194, SEQ ID NO: 195, SEQ ID NO: 196, SEQ ID NO: 197, SEQ ID NO: 198, SEQ ID NO: 199, SEQ ID NO: 200, SEQ ID NO: 201, SEQ ID NO: 202, SEQ ID NO: 203, SEQ ID NO: 204, SEQ ID NO: 205, SEQ ID NO: 206, SEQ ID NO: 207, SEQ ID NO: 208, SEQ ID NO: 209, SEQ ID NO: 210, SEQ ID NO: 211, SEQ ID NO: 212, SEQ ID NO: 213, SEQ ID NO: 214, SEQ ID NO: 215, SEQ ID NO: 216, SEQ ID NO: 217, SEQ ID NO: 218, SEQ ID NO: 219, and SEQ ID NO: 220.

10. A purified or isolated polypeptide comprising an NS3/NS4A polypeptide with altered protease activity, wherein said NS3/NS4A polypeptide has a mutation in the NS3 protease domain.

11. The purified or isolated polypeptide of Claim 10, wherein said NS3/NS4A polypeptide comprises a sequence selected from the group consisting of SEQ ID NO: 40, SEQ ID NO: 41, SEQ ID NO: 42, SEQ ID NO: 43, SEQ ID NO: 44, SEQ ID NO: 45, SEQ ID NO: 46, SEQ ID NO: 47, SEQ ID NO: 48, SEQ ID NO: 49, SEQ ID NO: 50, SEQ ID NO: 51, SEQ ID NO: 52, SEQ ID NO: 53, SEQ ID NO: 54, SEQ ID NO: 55, SEQ ID NO: 56, SEQ ID NO: 57, SEQ ID NO: 58, SEQ ID NO: 59, SEQ ID NO: 60, SEQ ID NO: 61, SEQ ID NO: 62, SEQ ID NO: 63, SEQ ID NO: 64, SEQ ID NO: 65, SEQ ID NO: 66, SEQ ID NO: 67, SEQ ID NO: 68, SEQ ID NO: 69, SEQ ID NO: 70, SEQ ID NO: 71, SEQ ID NO: 72, SEQ ID NO: 73, SEQ ID NO: 74, SEQ ID NO: 75, SEQ ID NO: 76, SEQ ID NO: 77, SEQ ID NO: 78, SEQ ID NO: 79, SEQ ID NO: 80, SEQ ID NO: 81, SEQ ID NO: 82, SEQ ID NO: 83, SEQ ID NO: 84, SEQ ID NO: 85, SEQ ID NO: 86, SEQ ID NO: 87, SEQ ID NO: 88, SEQ ID NO: 89, SEQ ID NO: 90, SEQ ID NO: 91, SEQ ID NO: 92, SEQ ID NO: 93, SEQ ID NO: 94, SEQ ID NO: 95, SEQ ID NO: 96, SEQ ID NO: 97, SEQ ID NO: 98, SEQ ID NO: 99, SEQ ID NO: 100, SEQ ID NO: 101, SEQ ID NO: 102, SEQ ID NO: 103, SEQ ID NO: 104, SEQ ID NO: 105, SEQ ID NO: 106, SEQ ID NO: 107, SEQ ID NO: 108, SEQ ID NO: 109, SEQ ID NO: 110, SEQ ID NO: 111, SEQ ID NO: 112, SEQ ID NO: 113, SEQ ID NO: 114, SEQ ID NO: 115, SEQ ID NO: 116, SEQ ID NO: 117, SEQ ID NO: 118, SEQ ID NO: 119, SEQ ID NO: 120, SEQ ID NO: 121, SEQ ID NO: 122, SEQ ID NO: 123, SEQ ID NO: 124, SEQ ID NO: 125, SEQ ID NO: 126, SEQ ID NO: 127, SEQ ID NO: 128, SEQ ID NO: 129, SEQ ID NO: 130, SEQ ID NO: 131, SEQ ID NO: 132, SEQ ID NO: 133, SEQ ID NO: 134, SEQ ID NO: 135, SEQ ID NO: 136, SEQ ID NO: 137, SEQ ID NO: 138, SEQ ID NO: 139, SEQ ID NO: 140, SEQ ID NO: 141, SEQ ID NO: 142, SEQ ID NO: 143, SEQ ID NO: 144, SEQ ID NO: 145, SEQ ID NO: 146, SEQ ID NO: 147, SEQ ID NO: 148, SEQ ID NO: 149, SEQ ID NO: 150, SEQ ID NO: 151, SEQ ID NO: 152, SEQ ID NO: 153, SEQ ID NO: 154, SEQ ID NO: 155, SEQ ID NO: 156, SEQ ID NO: 157, SEQ ID NO: 158, SEQ ID NO: 159, SEQ ID NO: 160, SEQ ID NO: 161, SEQ ID NO: 162, SEQ ID NO: 163, SEQ ID NO: 164, SEQ ID NO: 165, SEQ ID NO: 166, SEQ ID NO: 167, SEQ ID NO: 168, SEQ ID NO: 169, SEQ

ID NO: 170, SEQ ID NO: 171, SEQ ID NO: 172, SEQ ID NO: 173, SEQ ID NO: 174, SEQ ID NO: 175, SEQ ID NO: 176, SEQ ID NO: 177, SEQ ID NO: 178, SEQ ID NO: 179, SEQ ID NO: 180, SEQ ID NO: 181, SEQ ID NO: 182, SEQ ID NO: 183, SEQ ID NO: 184, SEQ ID NO: 185, SEQ ID NO: 186, SEQ ID NO: 187, SEQ ID NO: 188, SEQ ID NO: 189, SEQ ID NO: 190, SEQ ID NO: 191, SEQ ID NO: 192, SEQ ID NO: 193, SEQ ID NO: 194, SEQ ID NO: 195, SEQ ID NO: 196, SEQ ID NO: 197, SEQ ID NO: 198, SEQ ID NO: 199, SEQ ID NO: 200, SEQ ID NO: 201, SEQ ID NO: 202, SEQ ID NO: 203, SEQ ID NO: 204, SEQ ID NO: 205, SEQ ID NO: 206, SEQ ID NO: 207, SEQ ID NO: 208, SEQ ID NO: 209, SEQ ID NO: 210, SEQ ID NO: 211, SEQ ID NO: 212, SEQ ID NO: 213, SEQ ID NO: 214, SEQ ID NO: 215, SEQ ID NO: 216, SEQ ID NO: 217, SEQ ID NO: 218, SEQ ID NO: 219, and SEQ ID NO: 220.

12. An immunogenic composition comprising a nucleic acid, wherein said nucleic acid encodes a polypeptide comprising an NS3/NS4A polypeptide with altered protease activity, and wherein said NS3/NS4A polypeptide has a mutation in the NS3 protease domain.

13. The immunogenic composition of Claim 12, wherein said NS3/NS4A polypeptide comprises a sequence selected from the group consisting of: SEQ ID NO: 40, SEQ ID NO: 41, SEQ ID NO: 42, SEQ ID NO: 43, SEQ ID NO: 44, SEQ ID NO: 45, SEQ ID NO: 46, SEQ ID NO: 47, SEQ ID NO: 48, SEQ ID NO: 49, SEQ ID NO: 50, SEQ ID NO: 51, SEQ ID NO: 52, SEQ ID NO: 53, SEQ ID NO: 54, SEQ ID NO: 55, SEQ ID NO: 56, SEQ ID NO: 57, SEQ ID NO: 58, SEQ ID NO: 59, SEQ ID NO: 60, SEQ ID NO: 61, SEQ ID NO: 62, SEQ ID NO: 63, SEQ ID NO: 64, SEQ ID NO: 65, SEQ ID NO: 66, SEQ ID NO: 67, SEQ ID NO: 68, SEQ ID NO: 69, SEQ ID NO: 70, SEQ ID NO: 71, SEQ ID NO: 72, SEQ ID NO: 73, SEQ ID NO: 74, SEQ ID NO: 75, SEQ ID NO: 76, SEQ ID NO: 77, SEQ ID NO: 78, SEQ ID NO: 79, SEQ ID NO: 80, SEQ ID NO: 81, SEQ ID NO: 82, SEQ ID NO: 83, SEQ ID NO: 84, SEQ ID NO: 85, SEQ ID NO: 86, SEQ ID NO: 87, SEQ ID NO: 88, SEQ ID NO: 89, SEQ ID NO: 90, SEQ ID NO: 91, SEQ ID NO: 92, SEQ ID NO: 93, SEQ ID NO: 94, SEQ ID NO: 95, SEQ ID NO: 96, SEQ ID NO: 97, SEQ ID NO: 98, SEQ ID NO: 99, SEQ ID NO: 100, SEQ ID NO: 101, SEQ ID NO: 102, SEQ ID NO: 103, SEQ ID NO: 104, SEQ ID NO: 105, SEQ ID NO: 106, SEQ ID NO: 107, SEQ ID NO: 108, SEQ ID NO: 109, SEQ ID NO: 110, SEQ ID NO: 111, SEQ ID NO: 112, SEQ ID NO: 113, SEQ ID NO: 114, SEQ ID NO: 115, SEQ ID NO: 116, SEQ ID NO: 117, SEQ ID NO: 118, SEQ ID NO: 119, SEQ ID NO: 120, SEQ ID NO: 121, SEQ ID NO: 122, SEQ ID NO: 123, SEQ ID NO: 124, SEQ ID NO: 125, SEQ ID NO: 126, SEQ ID NO: 127, SEQ ID NO: 128, SEQ ID NO: 129, SEQ ID NO: 130, SEQ ID NO: 131, SEQ ID NO: 132, SEQ ID NO: 133, SEQ ID NO: 134, SEQ ID NO: 135, SEQ ID NO: 136, SEQ ID NO: 137, SEQ ID NO: 138, SEQ ID NO: 139, SEQ ID NO: 140, SEQ ID NO: 141, SEQ ID NO: 142, SEQ ID NO: 143, SEQ ID NO: 144, SEQ

ID NO: 145, SEQ ID NO: 146, SEQ ID NO: 147, SEQ ID NO: 148, SEQ ID NO: 149, SEQ ID NO: 150, SEQ ID NO: 151, SEQ ID NO: 152, SEQ ID NO: 153, SEQ ID NO: 154, SEQ ID NO: 155, SEQ ID NO: 156, SEQ ID NO: 157, SEQ ID NO: 158, SEQ ID NO: 159, SEQ ID NO: 160, SEQ ID NO: 161, SEQ ID NO: 162, SEQ ID NO: 163, SEQ ID NO: 164, SEQ ID NO: 165, SEQ ID NO: 166, SEQ ID NO: 167, SEQ ID NO: 168, SEQ ID NO: 169, SEQ ID NO: 170, SEQ ID NO: 171, SEQ ID NO: 172, SEQ ID NO: 173, SEQ ID NO: 174, SEQ ID NO: 175, SEQ ID NO: 176, SEQ ID NO: 177, SEQ ID NO: 178, SEQ ID NO: 179, SEQ ID NO: 180, SEQ ID NO: 181, SEQ ID NO: 182, SEQ ID NO: 183, SEQ ID NO: 184, SEQ ID NO: 185, SEQ ID NO: 186, SEQ ID NO: 187, SEQ ID NO: 188, SEQ ID NO: 189, SEQ ID NO: 190, SEQ ID NO: 191, SEQ ID NO: 192, SEQ ID NO: 193, SEQ ID NO: 194, SEQ ID NO: 195, SEQ ID NO: 196, SEQ ID NO: 197, SEQ ID NO: 198, SEQ ID NO: 199, SEQ ID NO: 200, SEQ ID NO: 201, SEQ ID NO: 202, SEQ ID NO: 203, SEQ ID NO: 204, SEQ ID NO: 205, SEQ ID NO: 206, SEQ ID NO: 207, SEQ ID NO: 208, SEQ ID NO: 209, SEQ ID NO: 210, SEQ ID NO: 211, SEQ ID NO: 212, SEQ ID NO: 213, SEQ ID NO: 214, SEQ ID NO: 215, SEQ ID NO: 216, SEQ ID NO: 217, SEQ ID NO: 218, SEQ ID NO: 219, and SEQ ID NO: 220.

14. An immunogenic composition comprising an NS3/NS4A polypeptide with altered protease activity, wherein said NS3/NS4A peptide has a mutation in the NS3 protease domain.

15. The immunogenic composition of Claim 14, wherein said NS3/NS4A polypeptide comprises an amino acid sequence selected from the group consisting of: SEQ ID NO: 40, SEQ ID NO: 41, SEQ ID NO: 42, SEQ ID NO: 43, SEQ ID NO: 44, SEQ ID NO: 45, SEQ ID NO: 46, SEQ ID NO: 47, SEQ ID NO: 48, SEQ ID NO: 49, SEQ ID NO: 50, SEQ ID NO: 51, SEQ ID NO: 52, SEQ ID NO: 53, SEQ ID NO: 54, SEQ ID NO: 55, SEQ ID NO: 56, SEQ ID NO: 57, SEQ ID NO: 58, SEQ ID NO: 59, SEQ ID NO: 60, SEQ ID NO: 61, SEQ ID NO: 62, SEQ ID NO: 63, SEQ ID NO: 64, SEQ ID NO: 65, SEQ ID NO: 66, SEQ ID NO: 67, SEQ ID NO: 68, SEQ ID NO: 69, SEQ ID NO: 70, SEQ ID NO: 71, SEQ ID NO: 72, SEQ ID NO: 73, SEQ ID NO: 74, SEQ ID NO: 75, SEQ ID NO: 76, SEQ ID NO: 77, SEQ ID NO: 78, SEQ ID NO: 79, SEQ ID NO: 80, SEQ ID NO: 81, SEQ ID NO: 82, SEQ ID NO: 83, SEQ ID NO: 84, SEQ ID NO: 85, SEQ ID NO: 86, SEQ ID NO: 87, SEQ ID NO: 88, SEQ ID NO: 89, SEQ ID NO: 90, SEQ ID NO: 91, SEQ ID NO: 92, SEQ ID NO: 93, SEQ ID NO: 94, SEQ ID NO: 95, SEQ ID NO: 96, SEQ ID NO: 97, SEQ ID NO: 98, SEQ ID NO: 99, SEQ ID NO: 100, SEQ ID NO: 101, SEQ ID NO: 102, SEQ ID NO: 103, SEQ ID NO: 104, SEQ ID NO: 105, SEQ ID NO: 106, SEQ ID NO: 107, SEQ ID NO: 108, SEQ ID NO: 109, SEQ ID NO: 110, SEQ ID NO: 111, SEQ ID NO: 112, SEQ ID NO: 113, SEQ ID NO: 114, SEQ ID NO: 115, SEQ ID NO: 116, SEQ ID NO: 117, SEQ ID NO: 118, SEQ ID

NO: 119, SEQ ID NO: 120, SEQ ID NO: 121, SEQ ID NO: 122, SEQ ID NO: 123, SEQ ID NO: 124, SEQ ID NO: 125, SEQ ID NO: 126, SEQ ID NO: 127, SEQ ID NO: 128, SEQ ID NO: 129, SEQ ID NO: 130, SEQ ID NO: 131, SEQ ID NO: 132, SEQ ID NO: 133, SEQ ID NO: 134, SEQ ID NO: 135, SEQ ID NO: 136, SEQ ID NO: 137, SEQ ID NO: 138, SEQ ID NO: 139, SEQ ID NO: 140, SEQ ID NO: 141, SEQ ID NO: 142, SEQ ID NO: 143, SEQ ID NO: 144, SEQ ID NO: 145, SEQ ID NO: 146, SEQ ID NO: 147, SEQ ID NO: 148, SEQ ID NO: 149, SEQ ID NO: 150, SEQ ID NO: 151, SEQ ID NO: 152, SEQ ID NO: 153, SEQ ID NO: 154, SEQ ID NO: 155, SEQ ID NO: 156, SEQ ID NO: 157, SEQ ID NO: 158, SEQ ID NO: 159, SEQ ID NO: 160, SEQ ID NO: 161, SEQ ID NO: 162, SEQ ID NO: 163, SEQ ID NO: 164, SEQ ID NO: 165, SEQ ID NO: 166, SEQ ID NO: 167, SEQ ID NO: 168, SEQ ID NO: 169, SEQ ID NO: 170, SEQ ID NO: 171, SEQ ID NO: 172, SEQ ID NO: 173, SEQ ID NO: 174, SEQ ID NO: 175, SEQ ID NO: 176, SEQ ID NO: 177, SEQ ID NO: 178, SEQ ID NO: 179, SEQ ID NO: 180, SEQ ID NO: 181, SEQ ID NO: 182, SEQ ID NO: 183, SEQ ID NO: 184, SEQ ID NO: 185, SEQ ID NO: 186, SEQ ID NO: 187, SEQ ID NO: 188, SEQ ID NO: 189, SEQ ID NO: 190, SEQ ID NO: 191, SEQ ID NO: 192, SEQ ID NO: 193, SEQ ID NO: 194, SEQ ID NO: 195, SEQ ID NO: 196, SEQ ID NO: 197, SEQ ID NO: 198, SEQ ID NO: 199, SEQ ID NO: 200, SEQ ID NO: 201, SEQ ID NO: 202, SEQ ID NO: 203, SEQ ID NO: 204, SEQ ID NO: 205, SEQ ID NO: 206, SEQ ID NO: 207, SEQ ID NO: 208, SEQ ID NO: 209, SEQ ID NO: 210, SEQ ID NO: 211, SEQ ID NO: 212, SEQ ID NO: 213, SEQ ID NO: 214, SEQ ID NO: 215, SEQ ID NO: 216, SEQ ID NO: 217, SEQ ID NO: 218, SEQ ID NO: 219, and SEQ ID NO: 220.

16. A purified or isolated nucleic acid comprising at least 9 consecutive nucleotides of nucleic acid sequence that encodes an amino acid sequence selected from the group consisting of: SEQ ID NO: 40, SEQ ID NO: 41, SEQ ID NO: 42, SEQ ID NO: 43, SEQ ID NO: 44, SEQ ID NO: 45, SEQ ID NO: 46, SEQ ID NO: 47, SEQ ID NO: 48, SEQ ID NO: 49, SEQ ID NO: 50, SEQ ID NO: 51, SEQ ID NO: 52, SEQ ID NO: 53, SEQ ID NO: 54, SEQ ID NO: 55, SEQ ID NO: 56, SEQ ID NO: 57, SEQ ID NO: 58, SEQ ID NO: 59, SEQ ID NO: 60, SEQ ID NO: 61, SEQ ID NO: 62, SEQ ID NO: 63, SEQ ID NO: 64, SEQ ID NO: 65, SEQ ID NO: 66, SEQ ID NO: 67, SEQ ID NO: 68, SEQ ID NO: 69, SEQ ID NO: 70, SEQ ID NO: 71, SEQ ID NO: 72, SEQ ID NO: 73, SEQ ID NO: 74, SEQ ID NO: 75, SEQ ID NO: 76, SEQ ID NO: 77, SEQ ID NO: 78, SEQ ID NO: 79, SEQ ID NO: 80, SEQ ID NO: 81, SEQ ID NO: 82, SEQ ID NO: 83, SEQ ID NO: 84, SEQ ID NO: 85, SEQ ID NO: 86, SEQ ID NO: 87, SEQ ID NO: 88, SEQ ID NO: 89, SEQ ID NO: 90, SEQ ID NO: 91, SEQ ID NO: 92, SEQ ID NO: 93, SEQ ID NO: 94, SEQ ID NO: 95, SEQ ID NO: 96, SEQ ID NO: 97, SEQ ID NO: 98, SEQ ID NO: 99, SEQ ID NO: 100, SEQ ID NO: 101, SEQ ID NO: 102, SEQ ID NO: 103, SEQ ID NO: 104, SEQ ID NO: 105, SEQ ID NO: 106, SEQ ID NO: 107, SEQ ID NO: 108,

SEQ ID NO: 109, SEQ ID NO: 110, SEQ ID NO: 111, SEQ ID NO: 112, SEQ ID NO: 113, SEQ ID NO: 114, SEQ ID NO: 115, SEQ ID NO: 116, SEQ ID NO: 117, SEQ ID NO: 118, SEQ ID NO: 119, SEQ ID NO: 120, SEQ ID NO: 121, SEQ ID NO: 122, SEQ ID NO: 123, SEQ ID NO: 124, SEQ ID NO: 125, SEQ ID NO: 126, SEQ ID NO: 127, SEQ ID NO: 128, SEQ ID NO: 129, SEQ ID NO: 130, SEQ ID NO: 131, SEQ ID NO: 132, SEQ ID NO: 133, SEQ ID NO: 134, SEQ ID NO: 135, SEQ ID NO: 136, SEQ ID NO: 137, SEQ ID NO: 138, SEQ ID NO: 139, SEQ ID NO: 140, SEQ ID NO: 141, SEQ ID NO: 142, SEQ ID NO: 143, SEQ ID NO: 144, SEQ ID NO: 145, SEQ ID NO: 146, SEQ ID NO: 147, SEQ ID NO: 148, SEQ ID NO: 149, SEQ ID NO: 150, SEQ ID NO: 151, SEQ ID NO: 152, SEQ ID NO: 153, SEQ ID NO: 154, SEQ ID NO: 155, SEQ ID NO: 156, SEQ ID NO: 157, SEQ ID NO: 158, SEQ ID NO: 159, SEQ ID NO: 160, SEQ ID NO: 161, SEQ ID NO: 162, SEQ ID NO: 163, SEQ ID NO: 164, SEQ ID NO: 165, SEQ ID NO: 166, SEQ ID NO: 167, SEQ ID NO: 168, SEQ ID NO: 169, SEQ ID NO: 170, SEQ ID NO: 171, SEQ ID NO: 172, SEQ ID NO: 173, SEQ ID NO: 174, SEQ ID NO: 175, SEQ ID NO: 176, SEQ ID NO: 177, SEQ ID NO: 178, SEQ ID NO: 179, SEQ ID NO: 180, SEQ ID NO: 181, SEQ ID NO: 182, SEQ ID NO: 183, SEQ ID NO: 184, SEQ ID NO: 185, SEQ ID NO: 186, SEQ ID NO: 187, SEQ ID NO: 188, SEQ ID NO: 189, SEQ ID NO: 190, SEQ ID NO: 191, SEQ ID NO: 192, SEQ ID NO: 193, SEQ ID NO: 194, SEQ ID NO: 195, SEQ ID NO: 196, SEQ ID NO: 197, SEQ ID NO: 198, SEQ ID NO: 199, SEQ ID NO: 200, SEQ ID NO: 201, SEQ ID NO: 202, SEQ ID NO: 203, SEQ ID NO: 204, SEQ ID NO: 205, SEQ ID NO: 206, SEQ ID NO: 207, SEQ ID NO: 208, SEQ ID NO: 209, SEQ ID NO: 210, SEQ ID NO: 211, SEQ ID NO: 212, SEQ ID NO: 213, SEQ ID NO: 214, SEQ ID NO: 215, SEQ ID NO: 216, SEQ ID NO: 217, SEQ ID NO: 218, SEQ ID NO: 219, and SEQ ID NO: 220 for use in an HCV antiviral pharmaceutical.

17. A vector comprising a nucleic acid that encodes an amino acid sequence selected from the group consisting of: SEQ ID NO: 40, SEQ ID NO: 41, SEQ ID NO: 42, SEQ ID NO: 43, SEQ ID NO: 44, SEQ ID NO: 45, SEQ ID NO: 46, SEQ ID NO: 47, SEQ ID NO: 48, SEQ ID NO: 49, SEQ ID NO: 50, SEQ ID NO: 51, SEQ ID NO: 52, SEQ ID NO: 53, SEQ ID NO: 54, SEQ ID NO: 55, SEQ ID NO: 56, SEQ ID NO: 57, SEQ ID NO: 58, SEQ ID NO: 59, SEQ ID NO: 60, SEQ ID NO: 61, SEQ ID NO: 62, SEQ ID NO: 63, SEQ ID NO: 64, SEQ ID NO: 65, SEQ ID NO: 66, SEQ ID NO: 67, SEQ ID NO: 68, SEQ ID NO: 69, SEQ ID NO: 70, SEQ ID NO: 71, SEQ ID NO: 72, SEQ ID NO: 73, SEQ ID NO: 74, SEQ ID NO: 75, SEQ ID NO: 76, SEQ ID NO: 77, SEQ ID NO: 78, SEQ ID NO: 79, SEQ ID NO: 80, SEQ ID NO: 81, SEQ ID NO: 82, SEQ ID NO: 83, SEQ ID NO: 84, SEQ ID NO: 85, SEQ ID NO: 86, SEQ ID NO: 87, SEQ ID NO: 88, SEQ ID NO: 89, SEQ ID NO: 90, SEQ ID NO: 91, SEQ ID NO: 92, SEQ ID NO: 93, SEQ ID NO: 94, SEQ ID NO: 95, SEQ ID NO: 96, SEQ ID NO: 97, SEQ ID NO: 98, SEQ ID NO: 99, SEQ ID NO: 100, SEQ ID NO: 101, SEQ

ID NO: 102, SEQ ID NO: 103, SEQ ID NO: 104, SEQ ID NO: 105, SEQ ID NO: 106, SEQ ID NO: 107, SEQ ID NO: 108, SEQ ID NO: 109, SEQ ID NO: 110, SEQ ID NO: 111, SEQ ID NO: 112, SEQ ID NO: 113, SEQ ID NO: 114, SEQ ID NO: 115, SEQ ID NO: 116, SEQ ID NO: 117, SEQ ID NO: 118, SEQ ID NO: 119, SEQ ID NO: 120, SEQ ID NO: 121, SEQ ID NO: 122, SEQ ID NO: 123, SEQ ID NO: 124, SEQ ID NO: 125, SEQ ID NO: 126, SEQ ID NO: 127, SEQ ID NO: 128, SEQ ID NO: 129, SEQ ID NO: 130, SEQ ID NO: 131, SEQ ID NO: 132, SEQ ID NO: 133, SEQ ID NO: 134, SEQ ID NO: 135, SEQ ID NO: 136, SEQ ID NO: 137, SEQ ID NO: 138, SEQ ID NO: 139, SEQ ID NO: 140, SEQ ID NO: 141, SEQ ID NO: 142, SEQ ID NO: 143, SEQ ID NO: 144, SEQ ID NO: 145, SEQ ID NO: 146, SEQ ID NO: 147, SEQ ID NO: 148, SEQ ID NO: 149, SEQ ID NO: 150, SEQ ID NO: 151, SEQ ID NO: 152, SEQ ID NO: 153, SEQ ID NO: 154, SEQ ID NO: 155, SEQ ID NO: 156, SEQ ID NO: 157, SEQ ID NO: 158, SEQ ID NO: 159, SEQ ID NO: 160, SEQ ID NO: 161, SEQ ID NO: 162, SEQ ID NO: 163, SEQ ID NO: 164, SEQ ID NO: 165, SEQ ID NO: 166, SEQ ID NO: 167, SEQ ID NO: 168, SEQ ID NO: 169, SEQ ID NO: 170, SEQ ID NO: 171, SEQ ID NO: 172, SEQ ID NO: 173, SEQ ID NO: 174, SEQ ID NO: 175, SEQ ID NO: 176, SEQ ID NO: 177, SEQ ID NO: 178, SEQ ID NO: 179, SEQ ID NO: 180, SEQ ID NO: 181, SEQ ID NO: 182, SEQ ID NO: 183, SEQ ID NO: 184, SEQ ID NO: 185, SEQ ID NO: 186, SEQ ID NO: 187, SEQ ID NO: 188, SEQ ID NO: 189, SEQ ID NO: 190, SEQ ID NO: 191, SEQ ID NO: 192, SEQ ID NO: 193, SEQ ID NO: 194, SEQ ID NO: 195, SEQ ID NO: 196, SEQ ID NO: 197, SEQ ID NO: 198, SEQ ID NO: 199, SEQ ID NO: 200, SEQ ID NO: 201, SEQ ID NO: 202, SEQ ID NO: 203, SEQ ID NO: 204, SEQ ID NO: 205, SEQ ID NO: 206, SEQ ID NO: 207, SEQ ID NO: 208, SEQ ID NO: 209, SEQ ID NO: 210, SEQ ID NO: 211, SEQ ID NO: 212, SEQ ID NO: 213, SEQ ID NO: 214, SEQ ID NO: 215, SEQ ID NO: 216, SEQ ID NO: 217, SEQ ID NO: 218, SEQ ID NO: 219, and SEQ ID NO: 220.

18. A cell comprising the nucleic acid of Claim 17.

19. A purified or isolated peptide comprising an amino acid sequence selected from the group consisting of: SEQ ID NO: 40, SEQ ID NO: 41, SEQ ID NO: 42, SEQ ID NO: 43, SEQ ID NO: 44, SEQ ID NO: 45, SEQ ID NO: 46, SEQ ID NO: 47, SEQ ID NO: 48, SEQ ID NO: 49, SEQ ID NO: 50, SEQ ID NO: 51, SEQ ID NO: 52, SEQ ID NO: 53, SEQ ID NO: 54, SEQ ID NO: 55, SEQ ID NO: 56, SEQ ID NO: 57, SEQ ID NO: 58, SEQ ID NO: 59, SEQ ID NO: 60, SEQ ID NO: 61, SEQ ID NO: 62, SEQ ID NO: 63, SEQ ID NO: 64, SEQ ID NO: 65, SEQ ID NO: 66, SEQ ID NO: 67, SEQ ID NO: 68, SEQ ID NO: 69, SEQ ID NO: 70, SEQ ID NO: 71, SEQ ID NO: 72, SEQ ID NO: 73, SEQ ID NO: 74, SEQ ID NO: 75, SEQ ID NO: 76, SEQ ID NO: 77, SEQ ID NO: 78, SEQ ID NO: 79, SEQ ID NO: 80, SEQ ID NO: 81, SEQ ID NO: 82, SEQ ID NO: 83, SEQ ID NO: 84, SEQ ID NO: 85, SEQ ID NO: 86, SEQ ID NO: 87, SEQ ID NO: 88, SEQ ID NO: 89, SEQ ID NO: 90, SEQ ID NO: 91,

SEQ ID NO: 92, SEQ ID NO: 93, SEQ ID NO: 94, SEQ ID NO: 95, SEQ ID NO: 96, SEQ ID NO: 97, SEQ ID NO: 98, SEQ ID NO: 99, SEQ ID NO: 100, SEQ ID NO: 101, SEQ ID NO: 102, SEQ ID NO: 103, SEQ ID NO: 104, SEQ ID NO: 105, SEQ ID NO: 106, SEQ ID NO: 107, SEQ ID NO: 108, SEQ ID NO: 109, SEQ ID NO: 110, SEQ ID NO: 111, SEQ ID NO: 112, SEQ ID NO: 113, SEQ ID NO: 114, SEQ ID NO: 115, SEQ ID NO: 116, SEQ ID NO: 117, SEQ ID NO: 118, SEQ ID NO: 119, SEQ ID NO: 120, SEQ ID NO: 121, SEQ ID NO: 122, SEQ ID NO: 123, SEQ ID NO: 124, SEQ ID NO: 125, SEQ ID NO: 126, SEQ ID NO: 127, SEQ ID NO: 128, SEQ ID NO: 129, SEQ ID NO: 130, SEQ ID NO: 131, SEQ ID NO: 132, SEQ ID NO: 133, SEQ ID NO: 134, SEQ ID NO: 135, SEQ ID NO: 136, SEQ ID NO: 137, SEQ ID NO: 138, SEQ ID NO: 139, SEQ ID NO: 140, SEQ ID NO: 141, SEQ ID NO: 142, SEQ ID NO: 143, SEQ ID NO: 144, SEQ ID NO: 145, SEQ ID NO: 146, SEQ ID NO: 147, SEQ ID NO: 148, SEQ ID NO: 149, SEQ ID NO: 150, SEQ ID NO: 151, SEQ ID NO: 152, SEQ ID NO: 153, SEQ ID NO: 154, SEQ ID NO: 155, SEQ ID NO: 156, SEQ ID NO: 157, SEQ ID NO: 158, SEQ ID NO: 159, SEQ ID NO: 160, SEQ ID NO: 161, SEQ ID NO: 162, SEQ ID NO: 163, SEQ ID NO: 164, SEQ ID NO: 165, SEQ ID NO: 166, SEQ ID NO: 167, SEQ ID NO: 168, SEQ ID NO: 169, SEQ ID NO: 170, SEQ ID NO: 171, SEQ ID NO: 172, SEQ ID NO: 173, SEQ ID NO: 174, SEQ ID NO: 175, SEQ ID NO: 176, SEQ ID NO: 177, SEQ ID NO: 178, SEQ ID NO: 179, SEQ ID NO: 180, SEQ ID NO: 181, SEQ ID NO: 182, SEQ ID NO: 183, SEQ ID NO: 184, SEQ ID NO: 185, SEQ ID NO: 186, SEQ ID NO: 187, SEQ ID NO: 188, SEQ ID NO: 189, SEQ ID NO: 190, SEQ ID NO: 191, SEQ ID NO: 192, SEQ ID NO: 193, SEQ ID NO: 194, SEQ ID NO: 195, SEQ ID NO: 196, SEQ ID NO: 197, SEQ ID NO: 198, SEQ ID NO: 199, SEQ ID NO: 200, SEQ ID NO: 201, SEQ ID NO: 202, SEQ ID NO: 203, SEQ ID NO: 204, SEQ ID NO: 205, SEQ ID NO: 206, SEQ ID NO: 207, SEQ ID NO: 208, SEQ ID NO: 209, SEQ ID NO: 210, SEQ ID NO: 211, SEQ ID NO: 212, SEQ ID NO: 213, SEQ ID NO: 214, SEQ ID NO: 215, SEQ ID NO: 216, SEQ ID NO: 217, SEQ ID NO: 218, SEQ ID NO: 219, and SEQ ID NO: 220 for use in an HCV antiviral pharmaceutical.

20. A pharmaceutical composition comprising any one of the nucleic acids of Claim 8 and a pharmaceutically acceptable carrier.

21. The pharmaceutical composition of Claim 20, further comprising an adjuvant.

22. The pharmaceutical composition of Claim 21, wherein said adjuvant is ribavirin.

23. A pharmaceutical composition comprising any one of the peptides of Claim 9 and a pharmaceutically acceptable carrier.

24. The pharmaceutical composition of Claim 23, further comprising an adjuvant.

25. The pharmaceutical composition of Claim 24, wherein said adjuvant is ribavirin.

26. A method of enhancing an immune response to a hepatitis C antigen comprising:



identifying an animal in need of an enhanced immune response to a hepatitis C antigen; and

providing to said animal a composition comprising ribavirin and nucleic acid sequence that encodes an amino acid sequence selected from the group consisting of: SEQ ID NO: 40, SEQ ID NO: 41, SEQ ID NO: 42, SEQ ID NO: 43, SEQ ID NO: 44, SEQ ID NO: 45, SEQ ID NO: 46, SEQ ID NO: 47, SEQ ID NO: 48, SEQ ID NO: 49, SEQ ID NO: 50, SEQ ID NO: 51, SEQ ID NO: 52, SEQ ID NO: 53, SEQ ID NO: 54, SEQ ID NO: 55, SEQ ID NO: 56, SEQ ID NO: 57, SEQ ID NO: 58, SEQ ID NO: 59, SEQ ID NO: 60, SEQ ID NO: 61, SEQ ID NO: 62, SEQ ID NO: 63, SEQ ID NO: 64, SEQ ID NO: 65, SEQ ID NO: 66, SEQ ID NO: 67, SEQ ID NO: 68, SEQ ID NO: 69, SEQ ID NO: 70, SEQ ID NO: 71, SEQ ID NO: 72, SEQ ID NO: 73, SEQ ID NO: 74, SEQ ID NO: 75, SEQ ID NO: 76, SEQ ID NO: 77, SEQ ID NO: 78, SEQ ID NO: 79, SEQ ID NO: 80, SEQ ID NO: 81, SEQ ID NO: 82, SEQ ID NO: 83, SEQ ID NO: 84, SEQ ID NO: 85, SEQ ID NO: 86, SEQ ID NO: 87, SEQ ID NO: 88, SEQ ID NO: 89, SEQ ID NO: 90, SEQ ID NO: 91, SEQ ID NO: 92, SEQ ID NO: 93, SEQ ID NO: 94, SEQ ID NO: 95, SEQ ID NO: 96, SEQ ID NO: 97, SEQ ID NO: 98, SEQ ID NO: 99, SEQ ID NO: 100, SEQ ID NO: 101, SEQ ID NO: 102, SEQ ID NO: 103, SEQ ID NO: 104, SEQ ID NO: 105, SEQ ID NO: 106, SEQ ID NO: 107, SEQ ID NO: 108, SEQ ID NO: 109, SEQ ID NO: 110, SEQ ID NO: 111, SEQ ID NO: 112, SEQ ID NO: 113, SEQ ID NO: 114, SEQ ID NO: 115, SEQ ID NO: 116, SEQ ID NO: 117, SEQ ID NO: 118, SEQ ID NO: 119, SEQ ID NO: 120, SEQ ID NO: 121, SEQ ID NO: 122, SEQ ID NO: 123, SEQ ID NO: 124, SEQ ID NO: 125, SEQ ID NO: 126, SEQ ID NO: 127, SEQ ID NO: 128, SEQ ID NO: 129, SEQ ID NO: 130, SEQ ID NO: 131, SEQ ID NO: 132, SEQ ID NO: 133, SEQ ID NO: 134, SEQ ID NO: 135, SEQ ID NO: 136, SEQ ID NO: 137, SEQ ID NO: 138, SEQ ID NO: 139, SEQ ID NO: 140, SEQ ID NO: 141, SEQ ID NO: 142, SEQ ID NO: 143, SEQ ID NO: 144, SEQ ID NO: 145, SEQ ID NO: 146, SEQ ID NO: 147, SEQ ID NO: 148, SEQ ID NO: 149, SEQ ID NO: 150, SEQ ID NO: 151, SEQ ID NO: 152, SEQ ID NO: 153, SEQ ID NO: 154, SEQ ID NO: 155, SEQ ID NO: 156, SEQ ID NO: 157, SEQ ID NO: 158, SEQ ID NO: 159, SEQ ID NO: 160, SEQ ID NO: 161, SEQ ID NO: 162, SEQ ID NO: 163, SEQ ID NO: 164, SEQ ID NO: 165, SEQ ID NO: 166, SEQ ID NO: 167, SEQ ID NO: 168, SEQ ID NO: 169, SEQ ID NO: 170, SEQ ID NO: 171, SEQ ID NO: 172, SEQ ID NO: 173, SEQ ID NO: 174, SEQ ID NO: 175, SEQ ID NO: 176, SEQ ID NO: 177, SEQ ID NO: 178, SEQ ID NO: 179, SEQ ID NO: 180, SEQ ID NO: 181, SEQ ID NO: 182, SEQ ID NO: 183, SEQ ID NO: 184, SEQ ID NO: 185, SEQ ID NO: 186, SEQ ID NO: 187, SEQ ID NO: 188, SEQ ID NO: 189,

SEQ ID NO: 190, SEQ ID NO: 191, SEQ ID NO: 192, SEQ ID NO: 193, SEQ ID NO: 194, SEQ ID NO: 195, SEQ ID NO: 196, SEQ ID NO: 197, SEQ ID NO: 198, SEQ ID NO: 199, SEQ ID NO: 200, SEQ ID NO: 201, SEQ ID NO: 202, SEQ ID NO: 203, SEQ ID NO: 204, SEQ ID NO: 205, SEQ ID NO: 206, SEQ ID NO: 207, SEQ ID NO: 208, SEQ ID NO: 209, SEQ ID NO: 210, SEQ ID NO: 211, SEQ ID NO: 212, SEQ ID NO: 213, SEQ ID NO: 214, SEQ ID NO: 215, SEQ ID NO: 216, SEQ ID NO: 217, SEQ ID NO: 218, SEQ ID NO: 219, and SEQ ID NO: 220.

27. A method of enhancing an immune response to a hepatitis C antigen comprising: identifying an animal in need of an enhanced immune response to a hepatitis C antigen; and

providing to said animal a composition comprising ribavirin and the amino acid sequence selected from the group consisting of: SEQ ID NO: 40, SEQ ID NO: 41, SEQ ID NO: 42, SEQ ID NO: 43, SEQ ID NO: 44, SEQ ID NO: 45, SEQ ID NO: 46, SEQ ID NO: 47, SEQ ID NO: 48, SEQ ID NO: 49, SEQ ID NO: 50, SEQ ID NO: 51, SEQ ID NO: 52, SEQ ID NO: 53, SEQ ID NO: 54, SEQ ID NO: 55, SEQ ID NO: 56, SEQ ID NO: 57, SEQ ID NO: 58, SEQ ID NO: 59, SEQ ID NO: 60, SEQ ID NO: 61, SEQ ID NO: 62, SEQ ID NO: 63, SEQ ID NO: 64, SEQ ID NO: 65, SEQ ID NO: 66, SEQ ID NO: 67, SEQ ID NO: 68, SEQ ID NO: 69, SEQ ID NO: 70, SEQ ID NO: 71, SEQ ID NO: 72, SEQ ID NO: 73, SEQ ID NO: 74, SEQ ID NO: 75, SEQ ID NO: 76, SEQ ID NO: 77, SEQ ID NO: 78, SEQ ID NO: 79, SEQ ID NO: 80, SEQ ID NO: 81, SEQ ID NO: 82, SEQ ID NO: 83, SEQ ID NO: 84, SEQ ID NO: 85, SEQ ID NO: 86, SEQ ID NO: 87, SEQ ID NO: 88, SEQ ID NO: 89, SEQ ID NO: 90, SEQ ID NO: 91, SEQ ID NO: 92, SEQ ID NO: 93, SEQ ID NO: 94, SEQ ID NO: 95, SEQ ID NO: 96, SEQ ID NO: 97, SEQ ID NO: 98, SEQ ID NO: 99, SEQ ID NO: 100, SEQ ID NO: 101, SEQ ID NO: 102, SEQ ID NO: 103, SEQ ID NO: 104, SEQ ID NO: 105, SEQ ID NO: 106, SEQ ID NO: 107, SEQ ID NO: 108, SEQ ID NO: 109, SEQ ID NO: 110, SEQ ID NO: 111, SEQ ID NO: 112, SEQ ID NO: 113, SEQ ID NO: 114, SEQ ID NO: 115, SEQ ID NO: 116, SEQ ID NO: 117, SEQ ID NO: 118, SEQ ID NO: 119, SEQ ID NO: 120, SEQ ID NO: 121, SEQ ID NO: 122, SEQ ID NO: 123, SEQ ID NO: 124, SEQ ID NO: 125, SEQ ID NO: 126, SEQ ID NO: 127, SEQ ID NO: 128, SEQ ID NO: 129, SEQ ID NO: 130, SEQ ID NO: 131, SEQ ID NO: 132, SEQ ID NO: 133, SEQ ID NO: 134, SEQ ID NO: 135, SEQ ID NO: 136, SEQ ID NO: 137, SEQ ID NO: 138, SEQ ID NO: 139, SEQ ID NO: 140, SEQ ID NO: 141, SEQ ID NO: 142, SEQ ID NO: 143, SEQ ID NO: 144, SEQ ID NO: 145, SEQ ID NO: 146, SEQ ID NO: 147, SEQ ID NO: 148, SEQ ID NO: 149, SEQ ID NO: 150, SEQ ID NO: 151, SEQ ID NO: 152, SEQ ID NO: 153, SEQ ID NO: 154, SEQ ID

NO: 155, SEQ ID NO: 156, SEQ ID NO: 157, SEQ ID NO: 158, SEQ ID NO: 159, SEQ ID NO: 160, SEQ ID NO: 161, SEQ ID NO: 162, SEQ ID NO: 163, SEQ ID NO: 164, SEQ ID NO: 165, SEQ ID NO: 166, SEQ ID NO: 167, SEQ ID NO: 168, SEQ ID NO: 169, SEQ ID NO: 170, SEQ ID NO: 171, SEQ ID NO: 172, SEQ ID NO: 173, SEQ ID NO: 174, SEQ ID NO: 175, SEQ ID NO: 176, SEQ ID NO: 177, SEQ ID NO: 178, SEQ ID NO: 179, SEQ ID NO: 180, SEQ ID NO: 181, SEQ ID NO: 182, SEQ ID NO: 183, SEQ ID NO: 184, SEQ ID NO: 185, SEQ ID NO: 186, SEQ ID NO: 187, SEQ ID NO: 188, SEQ ID NO: 189, SEQ ID NO: 190, SEQ ID NO: 191, SEQ ID NO: 192, SEQ ID NO: 193, SEQ ID NO: 194, SEQ ID NO: 195, SEQ ID NO: 196, SEQ ID NO: 197, SEQ ID NO: 198, SEQ ID NO: 199, SEQ ID NO: 200, SEQ ID NO: 201, SEQ ID NO: 202, SEQ ID NO: 203, SEQ ID NO: 204, SEQ ID NO: 205, SEQ ID NO: 206, SEQ ID NO: 207, SEQ ID NO: 208, SEQ ID NO: 209, SEQ ID NO: 210, SEQ ID NO: 211, SEQ ID NO: 212, SEQ ID NO: 213, SEQ ID NO: 214, SEQ ID NO: 215, SEQ ID NO: 216, SEQ ID NO: 217, SEQ ID NO: 218, SEQ ID NO: 219, and SEQ ID NO: 220.

28. A method of making an immunogen preparation comprising:

providing ribavirin;

providing an amino acid sequence selected from the group consisting of: SEQ ID NO: 40, SEQ ID NO: 41, SEQ ID NO: 42, SEQ ID NO: 43, SEQ ID NO: 44, SEQ ID NO: 45, SEQ ID NO: 46, SEQ ID NO: 47, SEQ ID NO: 48, SEQ ID NO: 49, SEQ ID NO: 50, SEQ ID NO: 51, SEQ ID NO: 52, SEQ ID NO: 53, SEQ ID NO: 54, SEQ ID NO: 55, SEQ ID NO: 56, SEQ ID NO: 57, SEQ ID NO: 58, SEQ ID NO: 59, SEQ ID NO: 60, SEQ ID NO: 61, SEQ ID NO: 62, SEQ ID NO: 63, SEQ ID NO: 64, SEQ ID NO: 65, SEQ ID NO: 66, SEQ ID NO: 67, SEQ ID NO: 68, SEQ ID NO: 69, SEQ ID NO: 70, SEQ ID NO: 71, SEQ ID NO: 72, SEQ ID NO: 73, SEQ ID NO: 74, SEQ ID NO: 75, SEQ ID NO: 76, SEQ ID NO: 77, SEQ ID NO: 78, SEQ ID NO: 79, SEQ ID NO: 80, SEQ ID NO: 81, SEQ ID NO: 82, SEQ ID NO: 83, SEQ ID NO: 84, SEQ ID NO: 85, SEQ ID NO: 86, SEQ ID NO: 87, SEQ ID NO: 88, SEQ ID NO: 89, SEQ ID NO: 90, SEQ ID NO: 91, SEQ ID NO: 92, SEQ ID NO: 93, SEQ ID NO: 94, SEQ ID NO: 95, SEQ ID NO: 96, SEQ ID NO: 97, SEQ ID NO: 98, SEQ ID NO: 99, SEQ ID NO: 100, SEQ ID NO: 101, SEQ ID NO: 102, SEQ ID NO: 103, SEQ ID NO: 104, SEQ ID NO: 105, SEQ ID NO: 106, SEQ ID NO: 107, SEQ ID NO: 108, SEQ ID NO: 109, SEQ ID NO: 110, SEQ ID NO: 111, SEQ ID NO: 112, SEQ ID NO: 113, SEQ ID NO: 114, SEQ ID NO: 115, SEQ ID NO: 116, SEQ ID NO: 117, SEQ ID NO: 118, SEQ ID NO: 119, SEQ ID NO: 120, SEQ ID NO: 121, SEQ ID NO: 122, SEQ ID NO: 123, SEQ ID NO: 124, SEQ ID NO: 125, SEQ ID NO: 126, SEQ ID

NO: 127, SEQ ID NO: 128, SEQ ID NO: 129, SEQ ID NO: 130, SEQ ID NO: 131, SEQ ID NO: 132, SEQ ID NO: 133, SEQ ID NO: 134, SEQ ID NO: 135, SEQ ID NO: 136, SEQ ID NO: 137, SEQ ID NO: 138, SEQ ID NO: 139, SEQ ID NO: 140, SEQ ID NO: 141, SEQ ID NO: 142, SEQ ID NO: 143, SEQ ID NO: 144, SEQ ID NO: 145, SEQ ID NO: 146, SEQ ID NO: 147, SEQ ID NO: 148, SEQ ID NO: 149, SEQ ID NO: 150, SEQ ID NO: 151, SEQ ID NO: 152, SEQ ID NO: 153, SEQ ID NO: 154, SEQ ID NO: 155, SEQ ID NO: 156, SEQ ID NO: 157, SEQ ID NO: 158, SEQ ID NO: 159, SEQ ID NO: 160, SEQ ID NO: 161, SEQ ID NO: 162, SEQ ID NO: 163, SEQ ID NO: 164, SEQ ID NO: 165, SEQ ID NO: 166, SEQ ID NO: 167, SEQ ID NO: 168, SEQ ID NO: 169, SEQ ID NO: 170, SEQ ID NO: 171, SEQ ID NO: 172, SEQ ID NO: 173, SEQ ID NO: 174, SEQ ID NO: 175, SEQ ID NO: 176, SEQ ID NO: 177, SEQ ID NO: 178, SEQ ID NO: 179, SEQ ID NO: 180, SEQ ID NO: 181, SEQ ID NO: 182, SEQ ID NO: 183, SEQ ID NO: 184, SEQ ID NO: 185, SEQ ID NO: 186, SEQ ID NO: 187, SEQ ID NO: 188, SEQ ID NO: 189, SEQ ID NO: 190, SEQ ID NO: 191, SEQ ID NO: 192, SEQ ID NO: 193, SEQ ID NO: 194, SEQ ID NO: 195, SEQ ID NO: 196, SEQ ID NO: 197, SEQ ID NO: 198, SEQ ID NO: 199, SEQ ID NO: 200, SEQ ID NO: 201, SEQ ID NO: 202, SEQ ID NO: 203, SEQ ID NO: 204, SEQ ID NO: 205, SEQ ID NO: 206, SEQ ID NO: 207, SEQ ID NO: 208, SEQ ID NO: 209, SEQ ID NO: 210, SEQ ID NO: 211, SEQ ID NO: 212, SEQ ID NO: 213, SEQ ID NO: 214, SEQ ID NO: 215, SEQ ID NO: 216, SEQ ID NO: 217, SEQ ID NO: 218, SEQ ID NO: 219, and SEQ ID NO: 220; and

combining said ribavirin and said nucleic acid so as to formulate said immunogen preparation.

29. A method of making an immunogen preparation comprising:

providing ribavirin;

providing an amino acid sequence selected from the group consisting of: SEQ ID NO: 40, SEQ ID NO: 41, SEQ ID NO: 42, SEQ ID NO: 43, SEQ ID NO: 44, SEQ ID NO: 45, SEQ ID NO: 46, SEQ ID NO: 47, SEQ ID NO: 48, SEQ ID NO: 49, SEQ ID NO: 50, SEQ ID NO: 51, SEQ ID NO: 52, SEQ ID NO: 53, SEQ ID NO: 54, SEQ ID NO: 55, SEQ ID NO: 56, SEQ ID NO: 57, SEQ ID NO: 58, SEQ ID NO: 59, SEQ ID NO: 60, SEQ ID NO: 61, SEQ ID NO: 62, SEQ ID NO: 63, SEQ ID NO: 64, SEQ ID NO: 65, SEQ ID NO: 66, SEQ ID NO: 67, SEQ ID NO: 68, SEQ ID NO: 69, SEQ ID NO: 70, SEQ ID NO: 71, SEQ ID NO: 72, SEQ ID NO: 73, SEQ ID NO: 74, SEQ ID NO: 75, SEQ ID NO: 76, SEQ ID NO: 77, SEQ ID NO: 78, SEQ ID NO: 79, SEQ ID NO: 80, SEQ ID NO: 81, SEQ ID NO: 82, SEQ ID NO: 83, SEQ ID NO: 84, SEQ ID NO: 85, SEQ ID NO: 86, SEQ ID NO: 87, SEQ ID NO: 88, SEQ ID NO: 89, SEQ ID

NO: 90, SEQ ID NO: 91, SEQ ID NO: 92, SEQ ID NO: 93, SEQ ID NO: 94, SEQ ID NO: 95, SEQ ID NO: 96, SEQ ID NO: 97, SEQ ID NO: 98, SEQ ID NO: 99, SEQ ID NO: 100, SEQ ID NO: 101, SEQ ID NO: 102, SEQ ID NO: 103, SEQ ID NO: 104, SEQ ID NO: 105, SEQ ID NO: 106, SEQ ID NO: 107, SEQ ID NO: 108, SEQ ID NO: 109, SEQ ID NO: 110, SEQ ID NO: 111, SEQ ID NO: 112, SEQ ID NO: 113, SEQ ID NO: 114, SEQ ID NO: 115, SEQ ID NO: 116, SEQ ID NO: 117, SEQ ID NO: 118, SEQ ID NO: 119, SEQ ID NO: 120, SEQ ID NO: 121, SEQ ID NO: 122, SEQ ID NO: 123, SEQ ID NO: 124, SEQ ID NO: 125, SEQ ID NO: 126, SEQ ID NO: 127, SEQ ID NO: 128, SEQ ID NO: 129, SEQ ID NO: 130, SEQ ID NO: 131, SEQ ID NO: 132, SEQ ID NO: 133, SEQ ID NO: 134, SEQ ID NO: 135, SEQ ID NO: 136, SEQ ID NO: 137, SEQ ID NO: 138, SEQ ID NO: 139, SEQ ID NO: 140, SEQ ID NO: 141, SEQ ID NO: 142, SEQ ID NO: 143, SEQ ID NO: 144, SEQ ID NO: 145, SEQ ID NO: 146, SEQ ID NO: 147, SEQ ID NO: 148, SEQ ID NO: 149, SEQ ID NO: 150, SEQ ID NO: 151, SEQ ID NO: 152, SEQ ID NO: 153, SEQ ID NO: 154, SEQ ID NO: 155, SEQ ID NO: 156, SEQ ID NO: 157, SEQ ID NO: 158, SEQ ID NO: 159, SEQ ID NO: 160, SEQ ID NO: 161, SEQ ID NO: 162, SEQ ID NO: 163, SEQ ID NO: 164, SEQ ID NO: 165, SEQ ID NO: 166, SEQ ID NO: 167, SEQ ID NO: 168, SEQ ID NO: 169, SEQ ID NO: 170, SEQ ID NO: 171, SEQ ID NO: 172, SEQ ID NO: 173, SEQ ID NO: 174, SEQ ID NO: 175, SEQ ID NO: 176, SEQ ID NO: 177, SEQ ID NO: 178, SEQ ID NO: 179, SEQ ID NO: 180, SEQ ID NO: 181, SEQ ID NO: 182, SEQ ID NO: 183, SEQ ID NO: 184, SEQ ID NO: 185, SEQ ID NO: 186, SEQ ID NO: 187, SEQ ID NO: 188, SEQ ID NO: 189, SEQ ID NO: 190, SEQ ID NO: 191, SEQ ID NO: 192, SEQ ID NO: 193, SEQ ID NO: 194, SEQ ID NO: 195, SEQ ID NO: 196, SEQ ID NO: 197, SEQ ID NO: 198, SEQ ID NO: 199, SEQ ID NO: 200, SEQ ID NO: 201, SEQ ID NO: 202, SEQ ID NO: 203, SEQ ID NO: 204, SEQ ID NO: 205, SEQ ID NO: 206, SEQ ID NO: 207, SEQ ID NO: 208, SEQ ID NO: 209, SEQ ID NO: 210, SEQ ID NO: 211, SEQ ID NO: 212, SEQ ID NO: 213, SEQ ID NO: 214, SEQ ID NO: 215, SEQ ID NO: 216, SEQ ID NO: 217, SEQ ID NO: 218, SEQ ID NO: 219, and SEQ ID NO: 220; and

combining said ribavirin and said peptide so as to formulate said immunogen preparation.

30. The purified or isolated nucleic acid of Claim 8, wherein the NS3/NS4A polypeptide has reduced or abolished protease activity compared to wild-type NS3/NS4A.

31. The purified or isolated nucleic acid of Claim 30, wherein the NS3/NS4A polypeptide is selected from the group consisting of SEQ ID NO: 83, SQ ID NO: 87,

**SEQ ID NO: 92, SEQ ID NO: 96, SEQ ID NO: 120, SEQ ID NO: 124, SEQ ID NO: 130, SEQ ID NO: 133, SEQ ID NO: 136, SEQ ID NO: 138, SEQ ID NO: 145, SEQ ID NO: 147, SEQ ID NO: 162, SEQ ID NO: 163, SEQ ID NO: 165, SEQ ID NO: 178, SEQ ID NO: 179, SEQ ID NO: 182, SEQ ID NO: 183, SEQ ID NO: 184, SEQ ID NO: 188, SEQ ID NO: 192, SEQ ID NO: 197, SEQ ID NO: 208, SEQ ID NO: 214, and SEQ ID NO: 216.**

32. The purified or isolated polypeptide of Claim 8, wherein the NS3/NS4A polypeptide has reduced or abolished protease activity compared to wild-type NS3/NS4A.

33. The purified or isolated polypeptide of Claim 32, wherein the NS3/NS4A polypeptide is selected from the group consisting of **SEQ ID NO: 83, SEQ ID NO: 87, SEQ ID NO: 92, SEQ ID NO: 96, SEQ ID NO: 120, SEQ ID NO: 124, SEQ ID NO: 130, SEQ ID NO: 133, SEQ ID NO: 136, SEQ ID NO: 138, SEQ ID NO: 145, SEQ ID NO: 147, SEQ ID NO: 162, SEQ ID NO: 163, SEQ ID NO: 165, SEQ ID NO: 178, SEQ ID NO: 179, SEQ ID NO: 182, SEQ ID NO: 183, SEQ ID NO: 184, SEQ ID NO: 188, SEQ ID NO: 192, SEQ ID NO: 197, SEQ ID NO: 208, SEQ ID NO: 214, and SEQ ID NO: 216.**

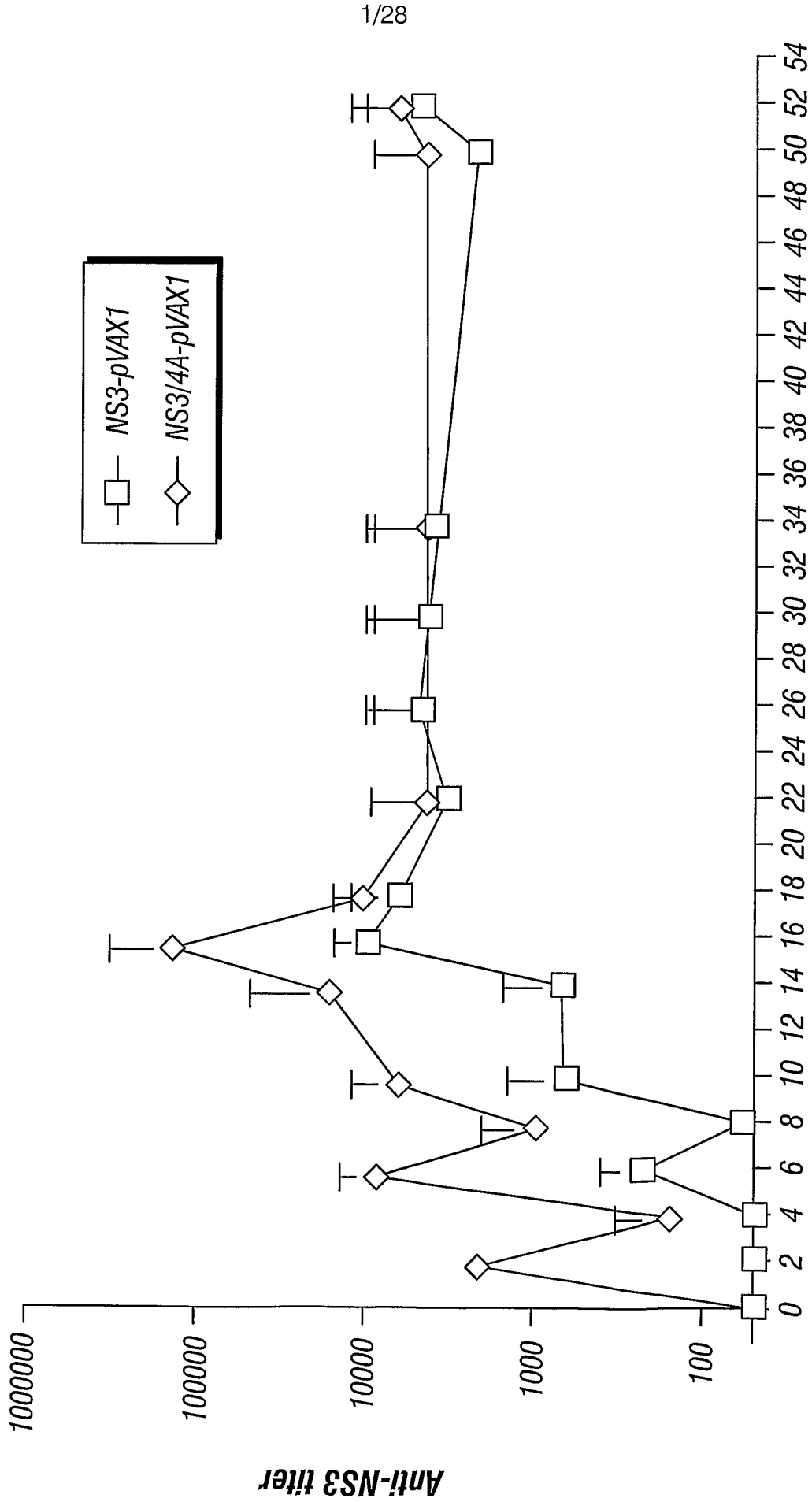
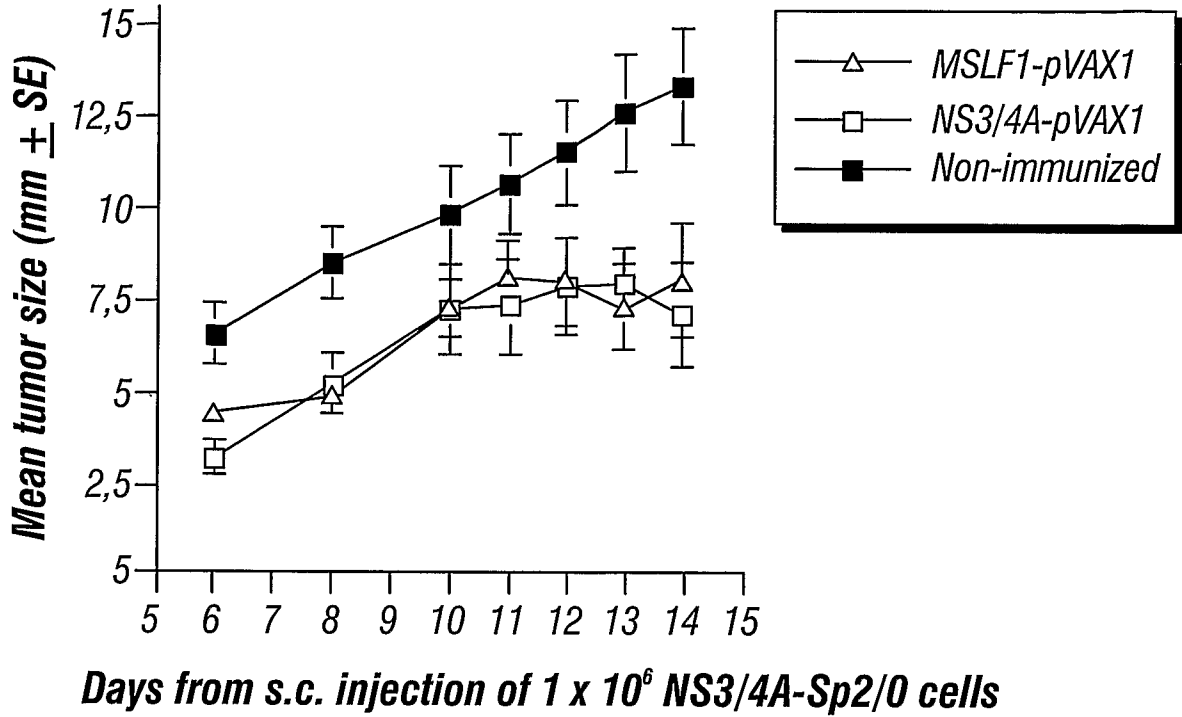


FIG. 1

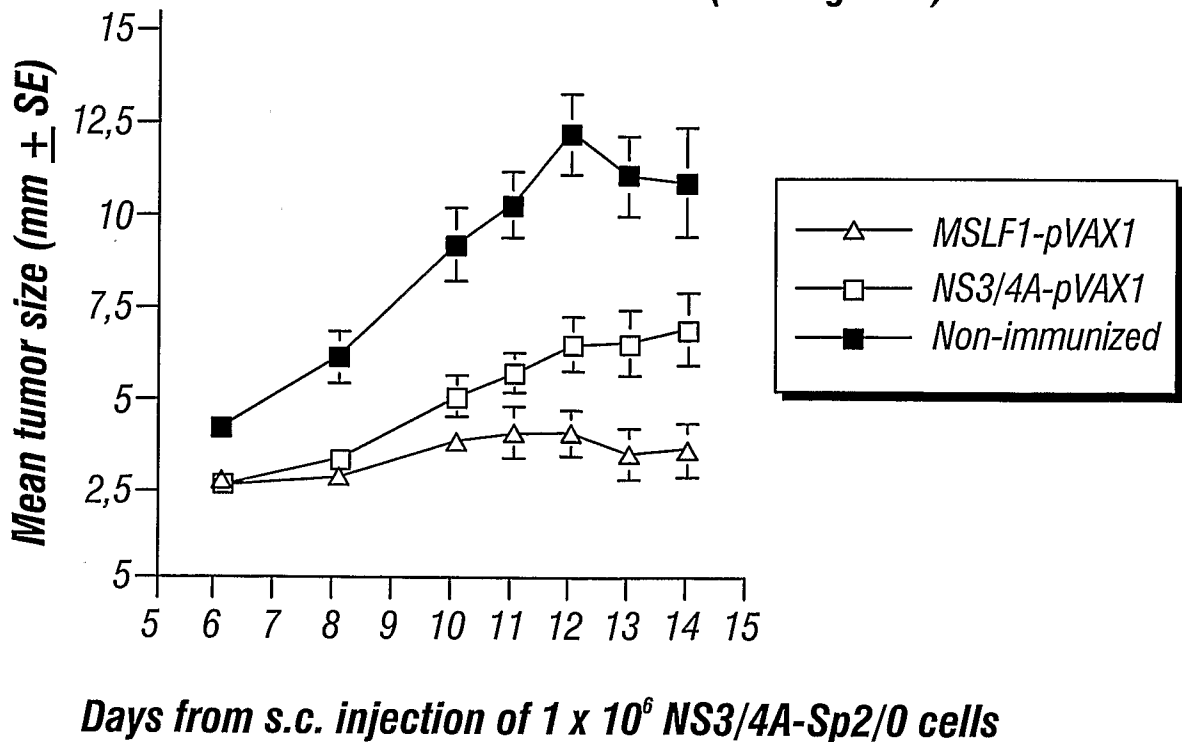
2/28

***In vivo protection against tumor growth after one Gene Gun immunization (1 x 4ug DNA)***



**FIG. 2**

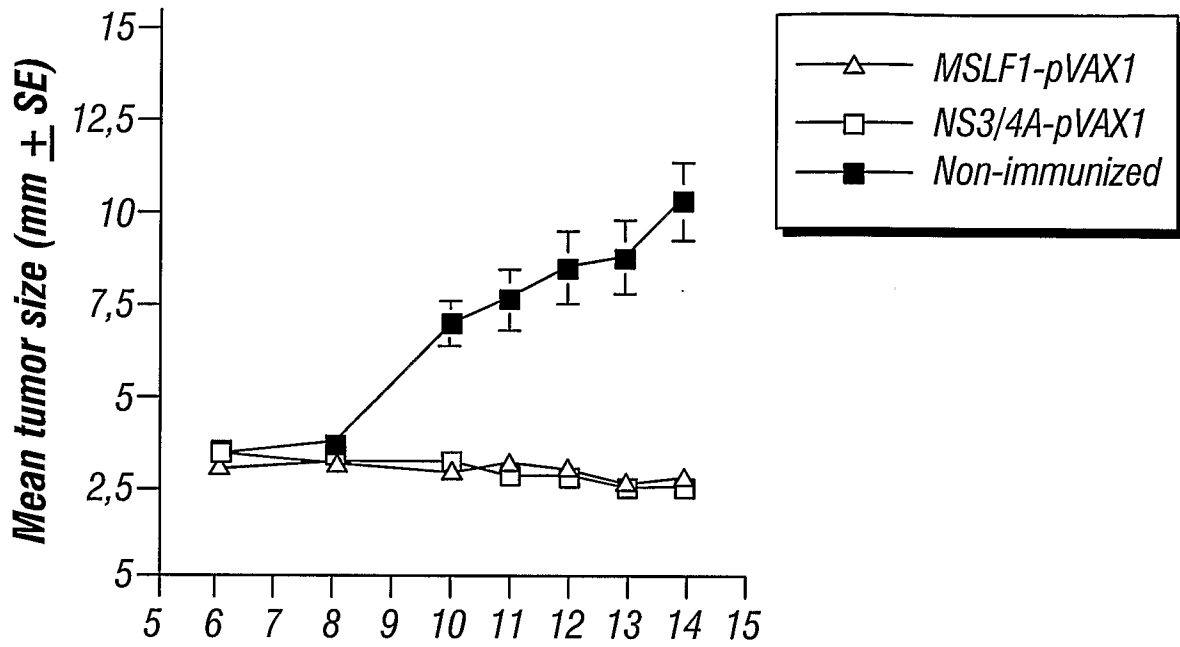
***In vivo protection against tumor growth after two Gene Gun immunizations (2 x 4ug DNA)***



**FIG. 3**



***In vivo protection against tumor growth after one Gene Gun immunization (3 x 4ug DNA)***



***Days from s.c. injection of  $1 \times 10^6$  NS3/4A-Sp2/0 cells***

**FIG. 4**

4/28

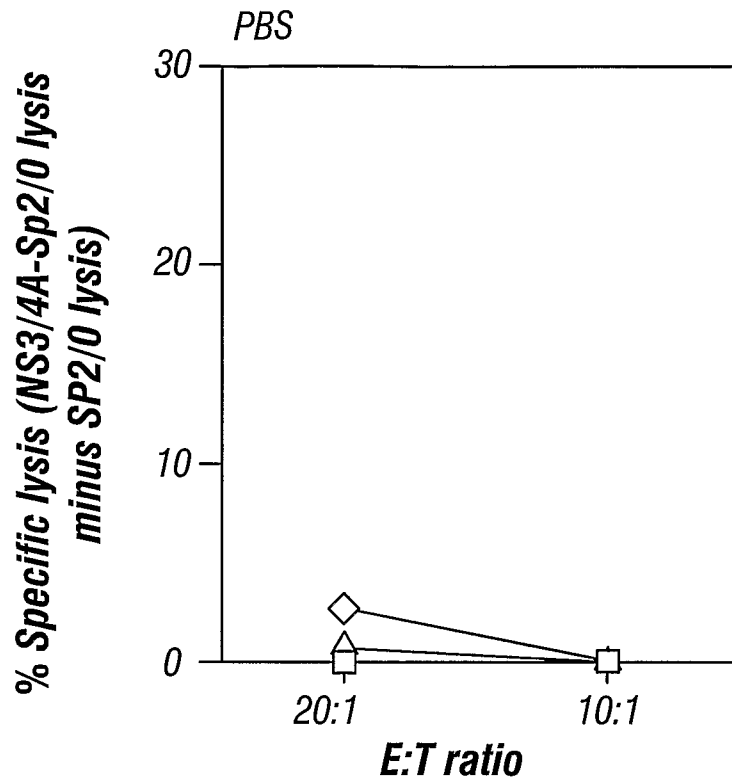


FIG. 5A

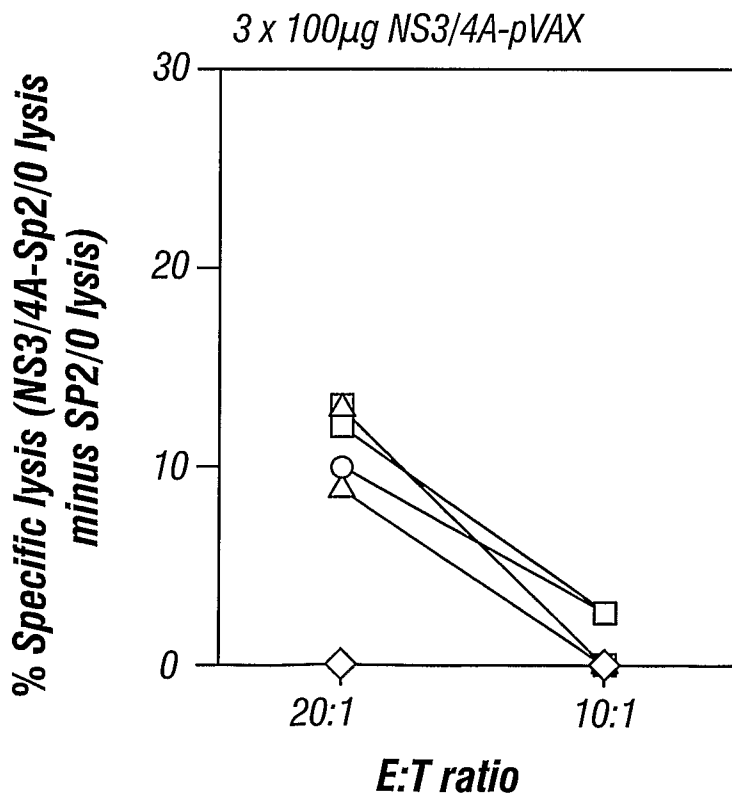


FIG. 5B

5/28

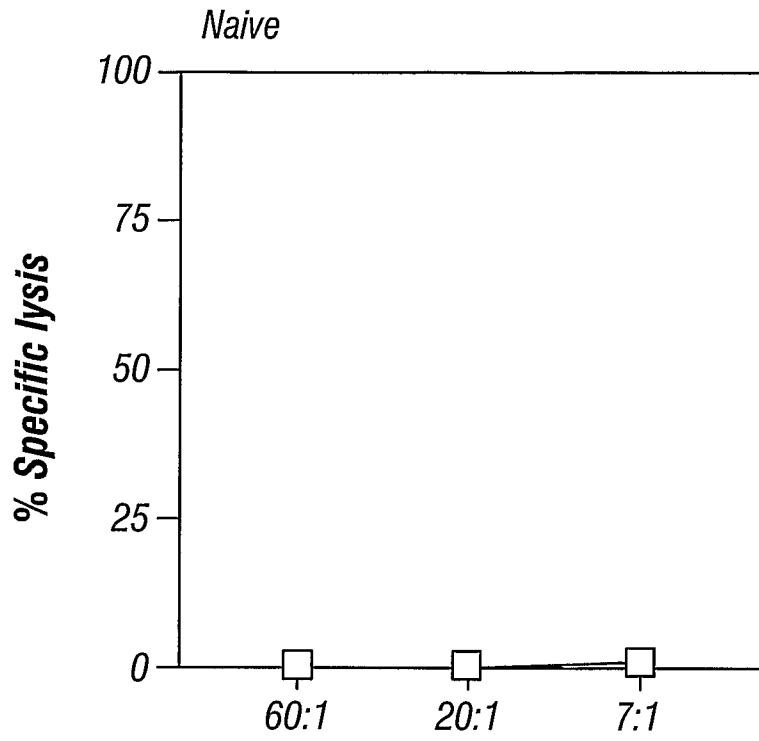


FIG. 6A

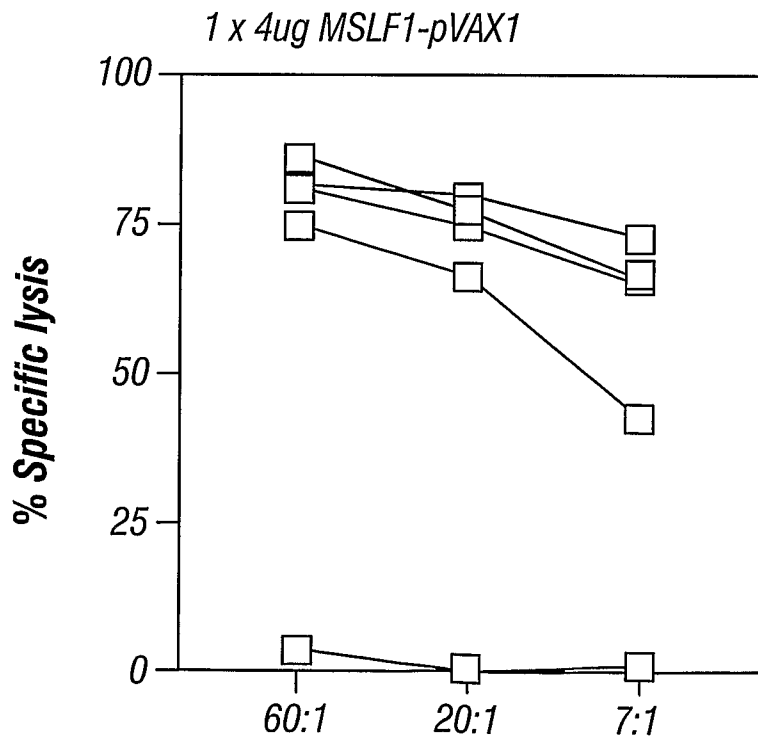


FIG. 6B

6/28

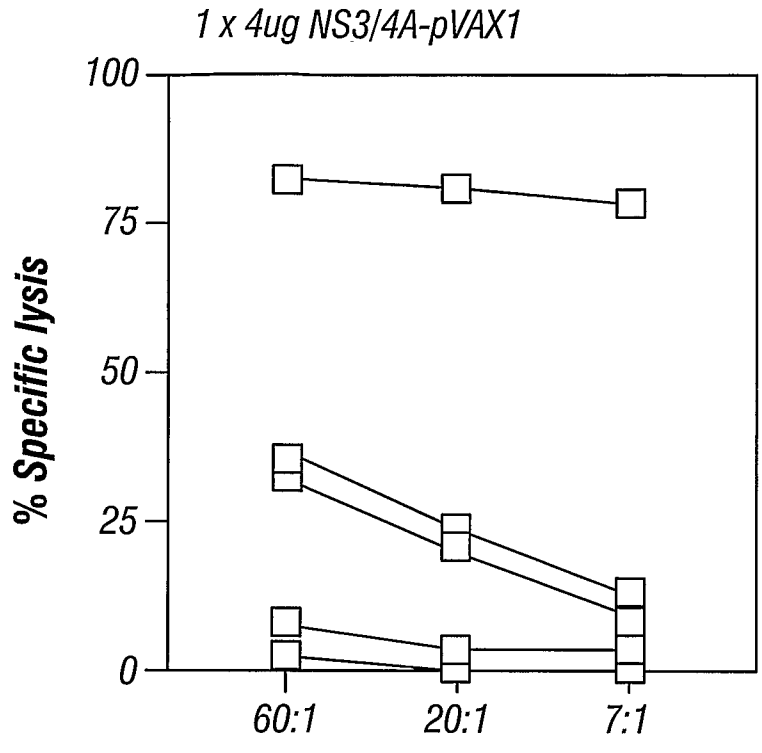


FIG. 6C

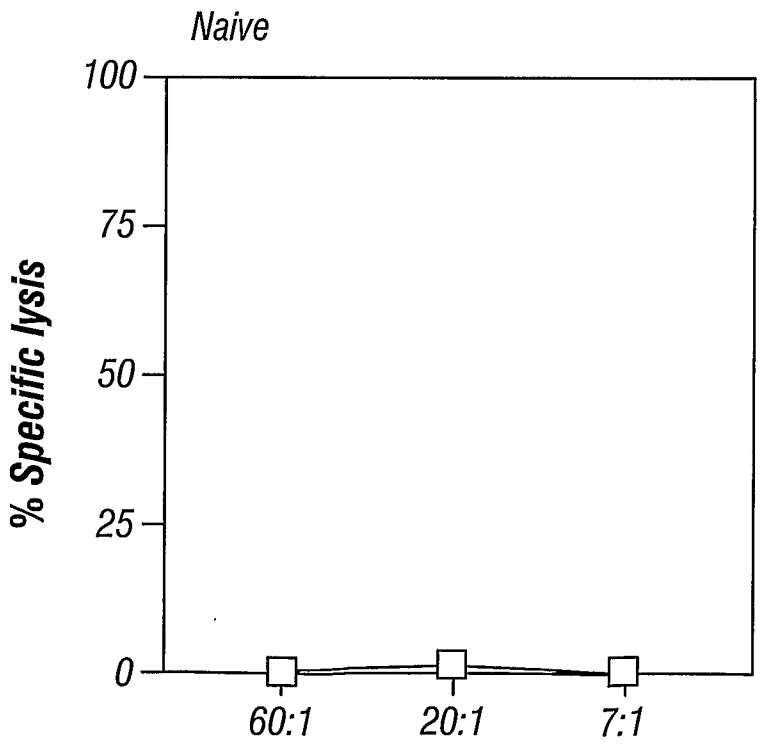
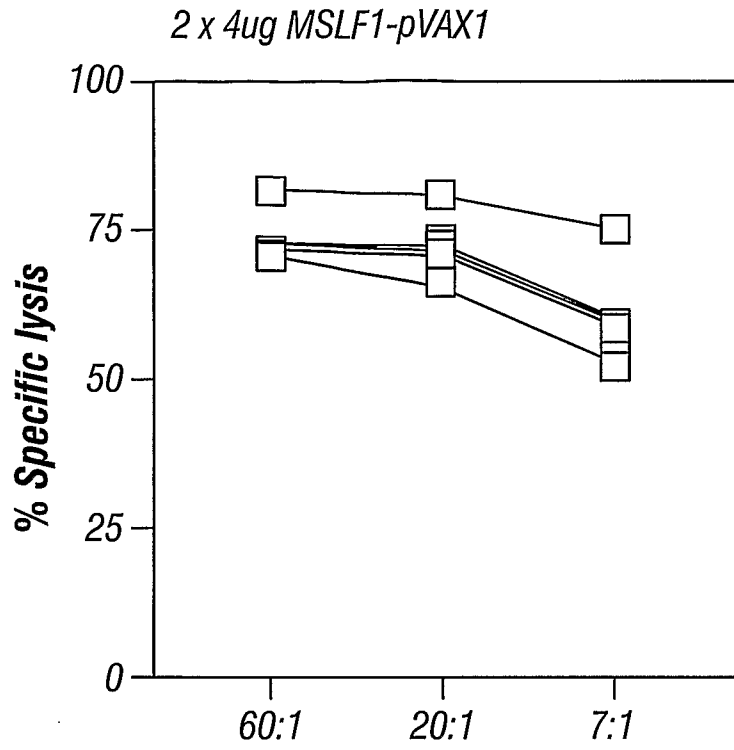
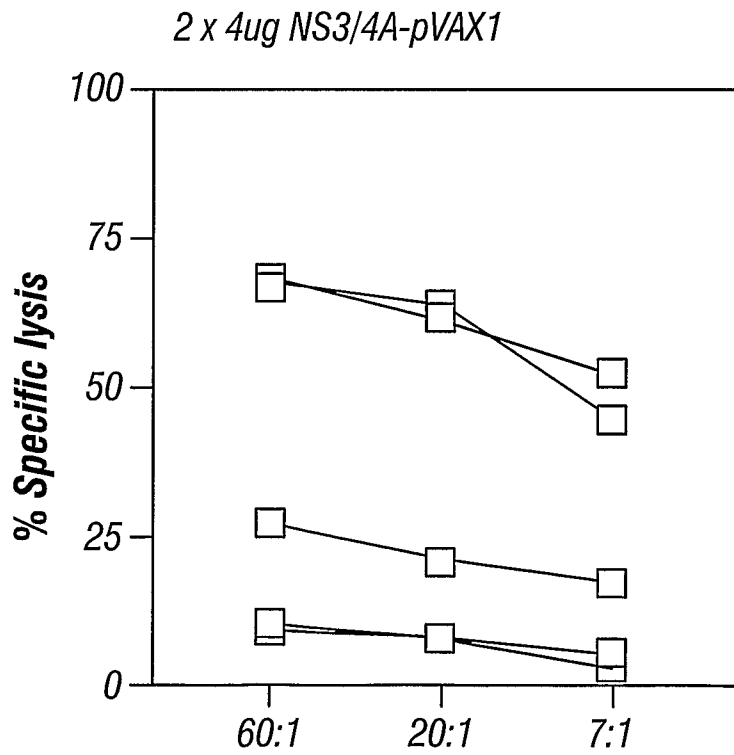


FIG. 6D

7/28



**FIG. 6E**



**FIG. 6F**

8/28

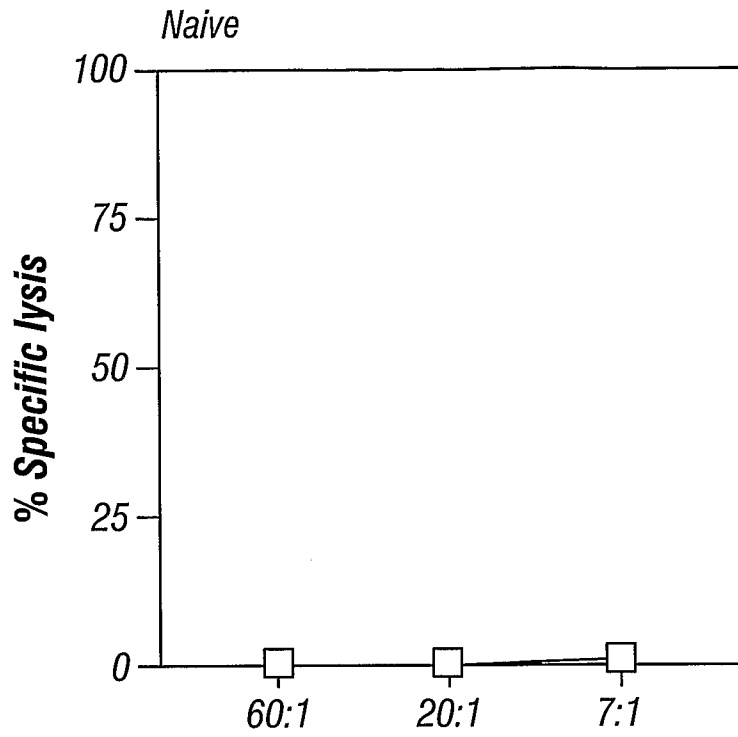


FIG. 6G

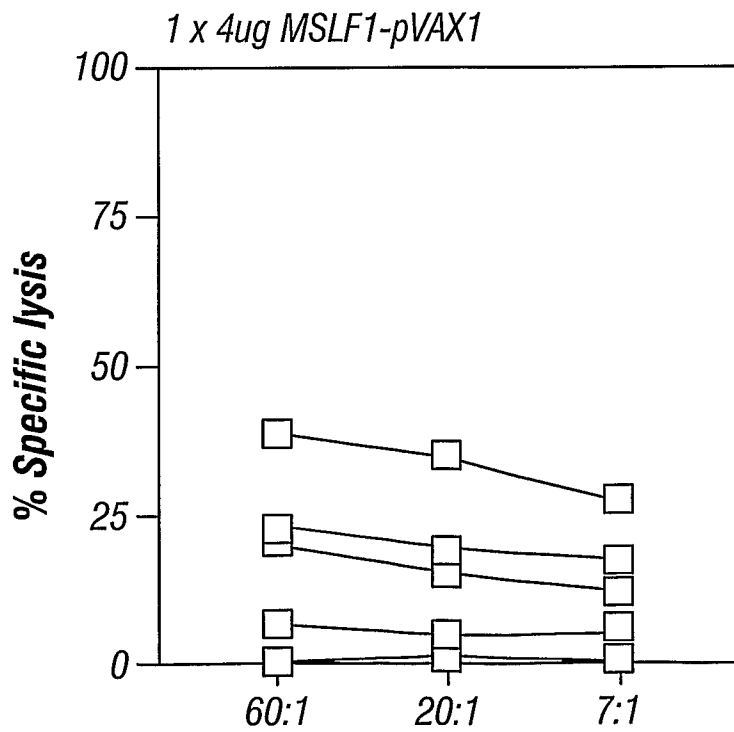
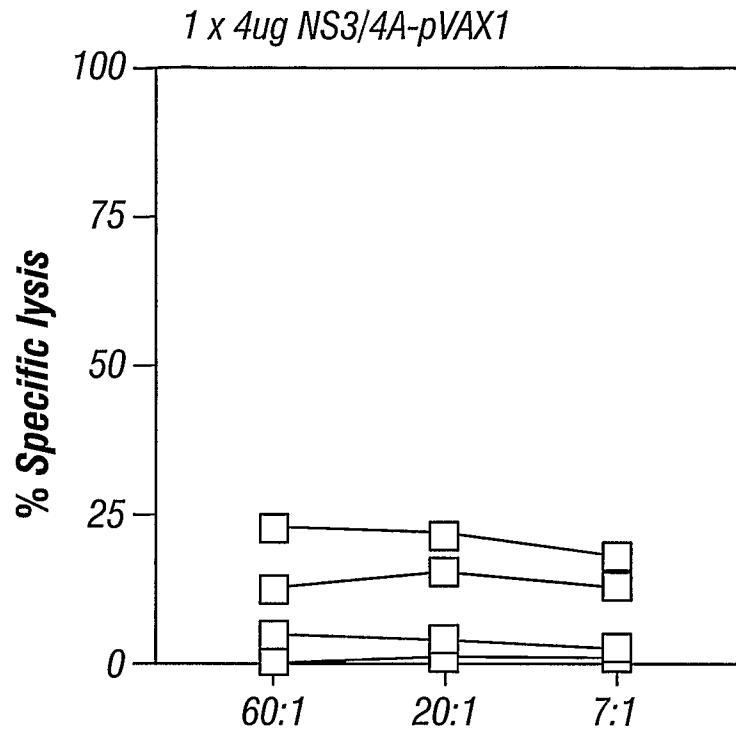
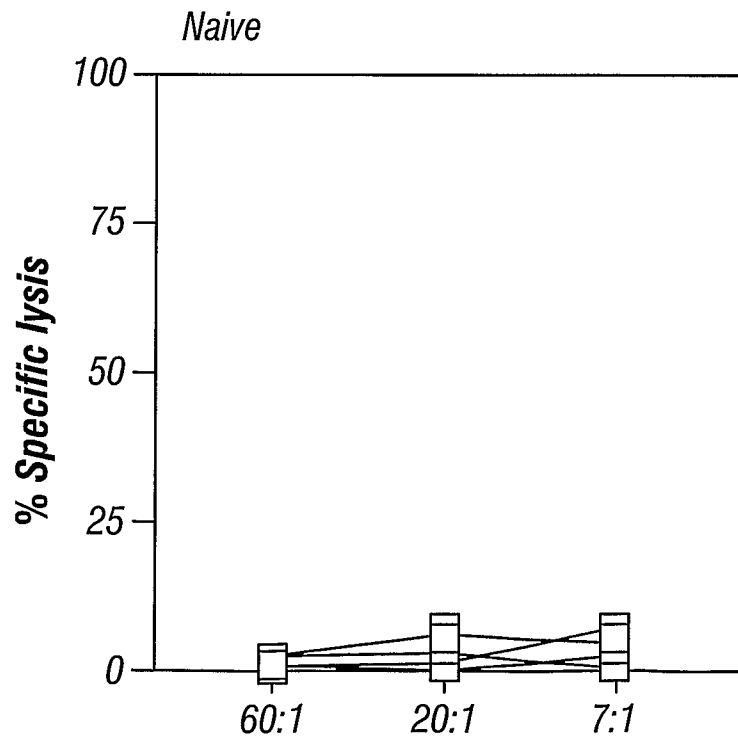


FIG. 6H

9/28

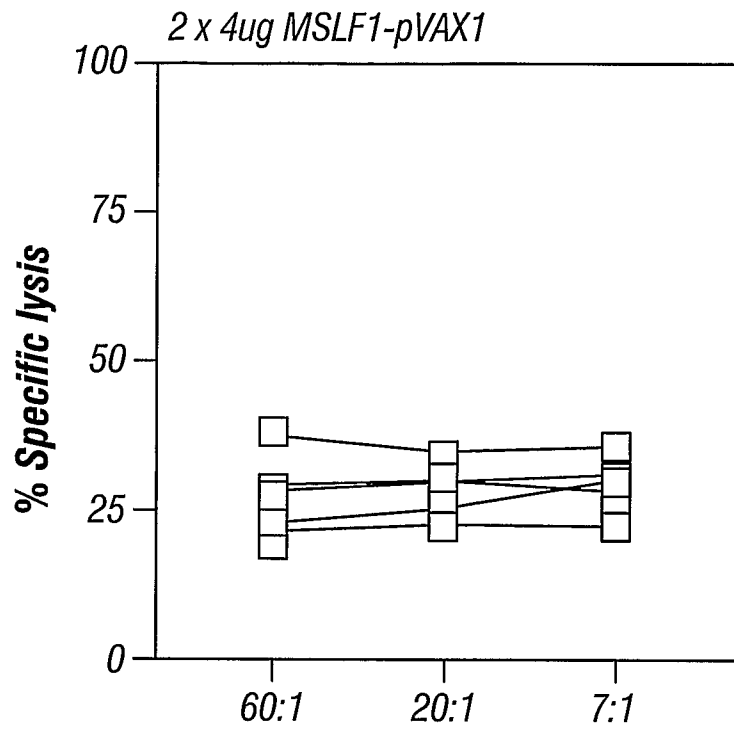


**FIG. 6I**

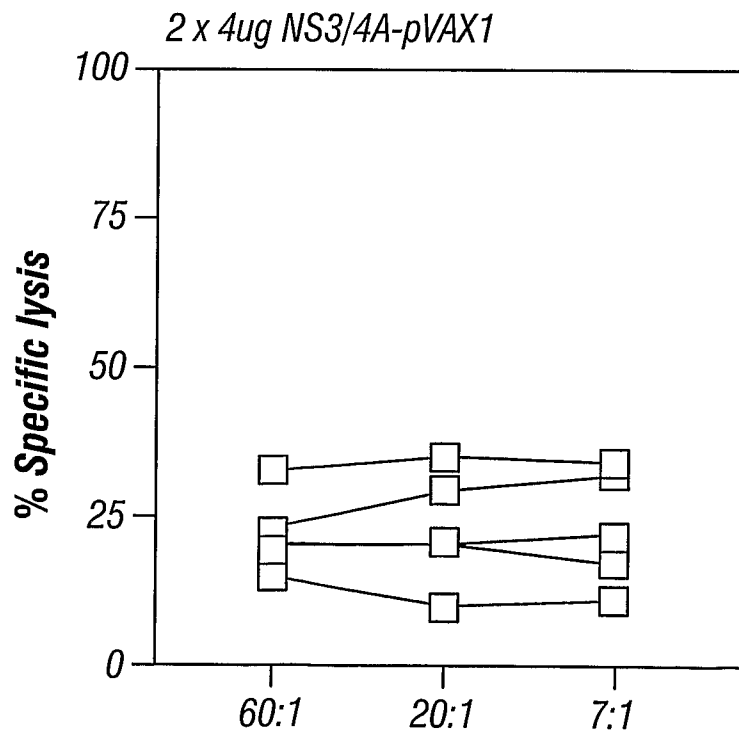


**FIG. 6J**

10/28



**FIG. 6K**



**FIG. 6L**



11/28

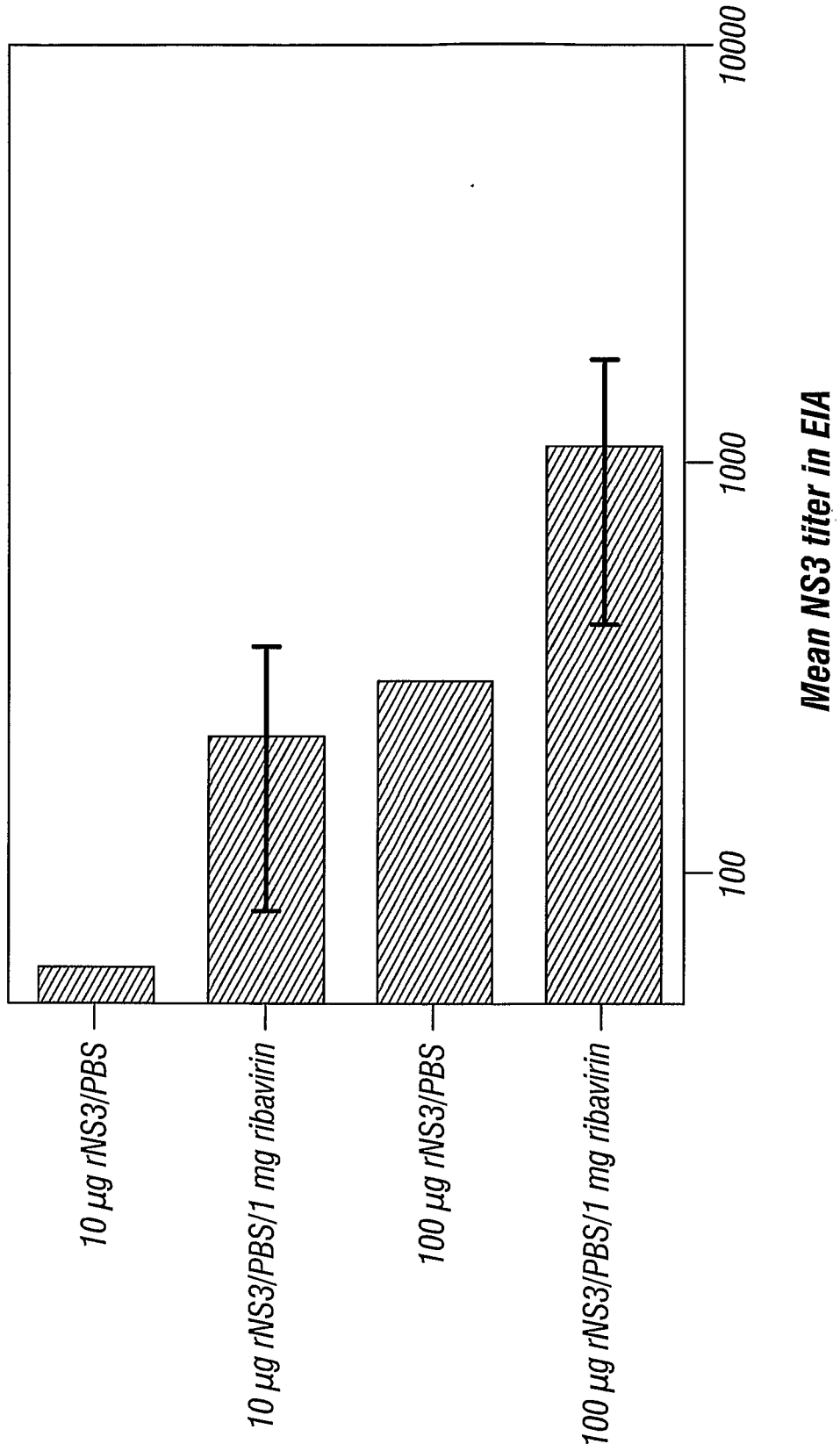


FIG. 7

12/28

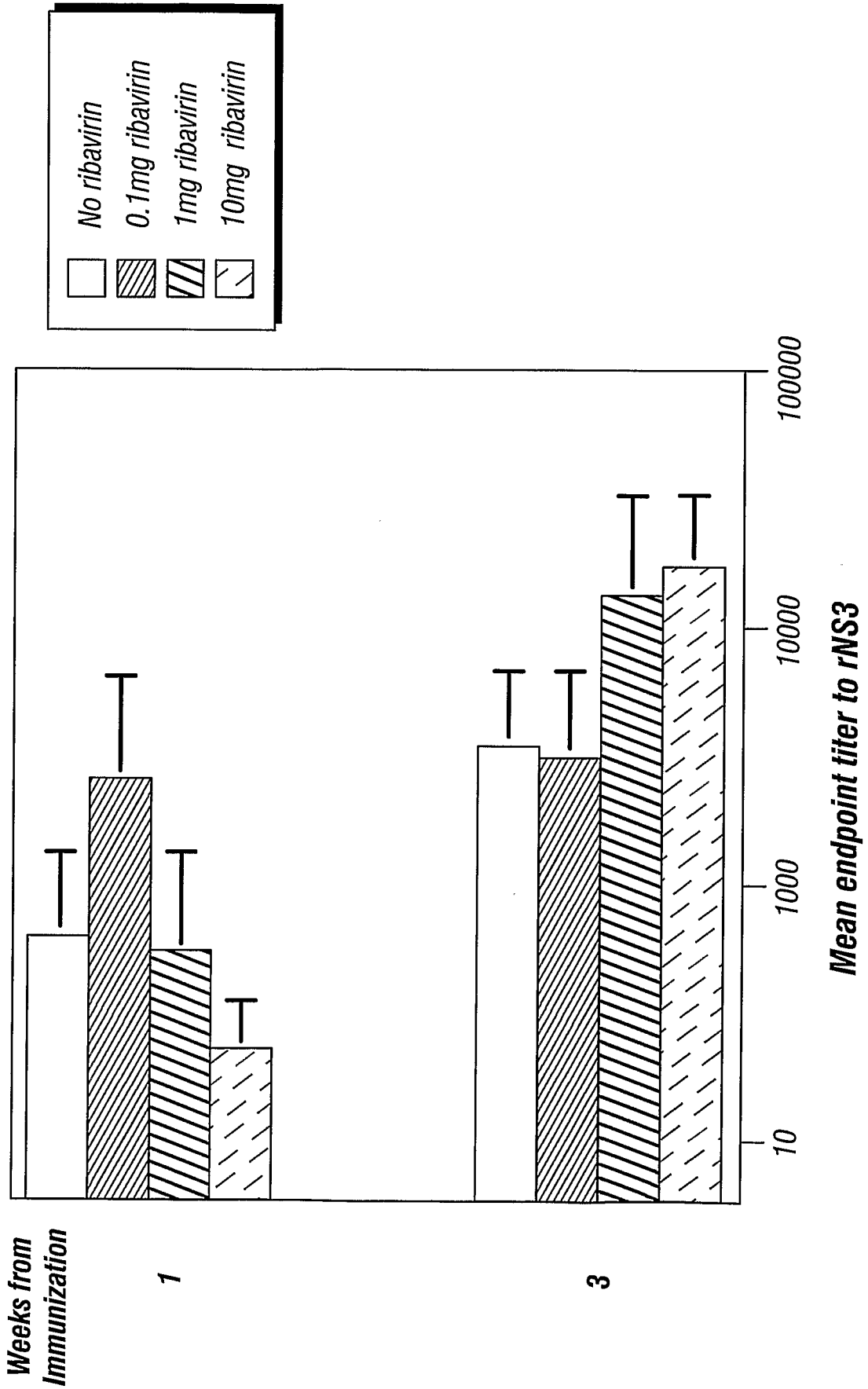


FIG. 8

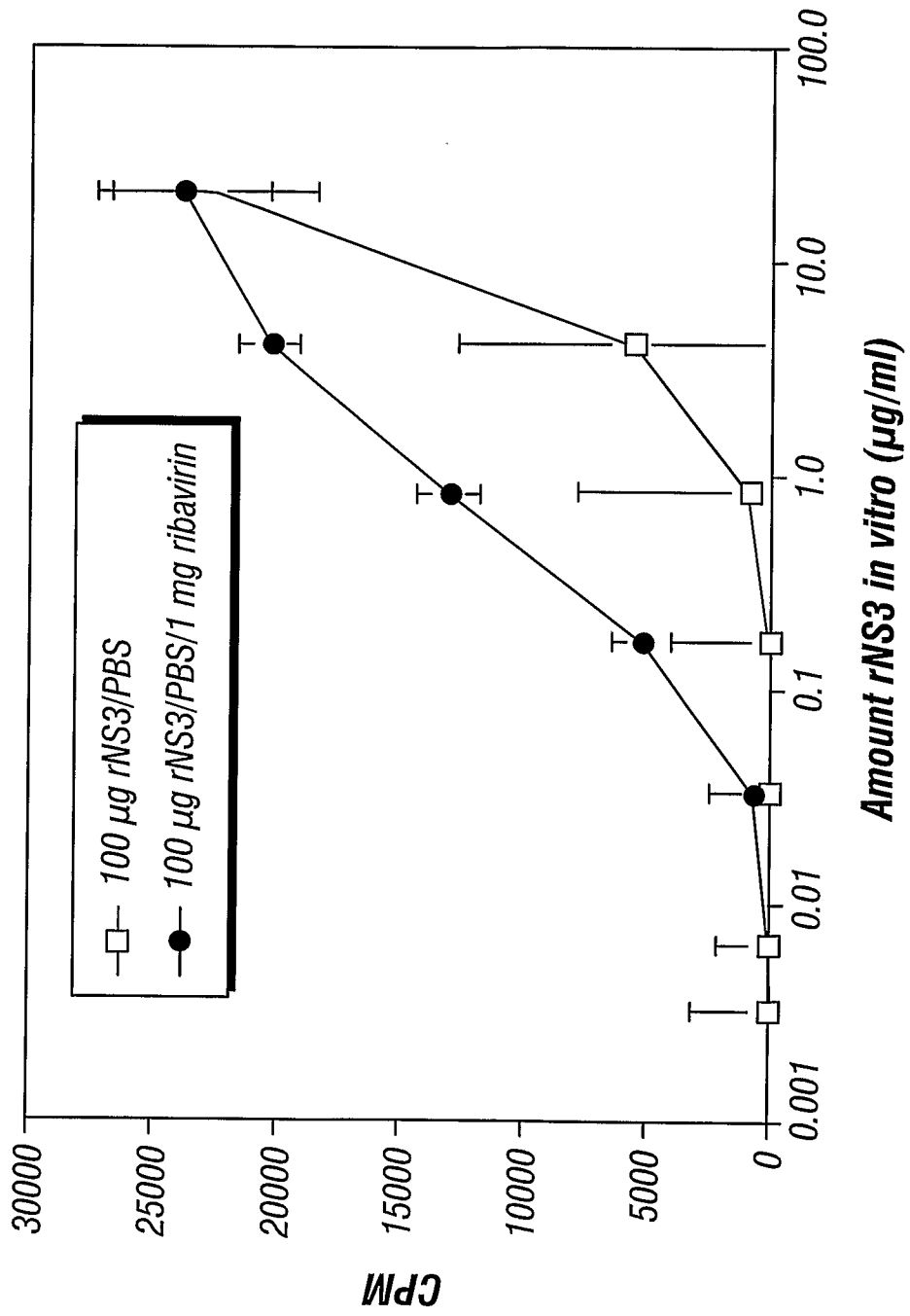


FIG. 9

14/28

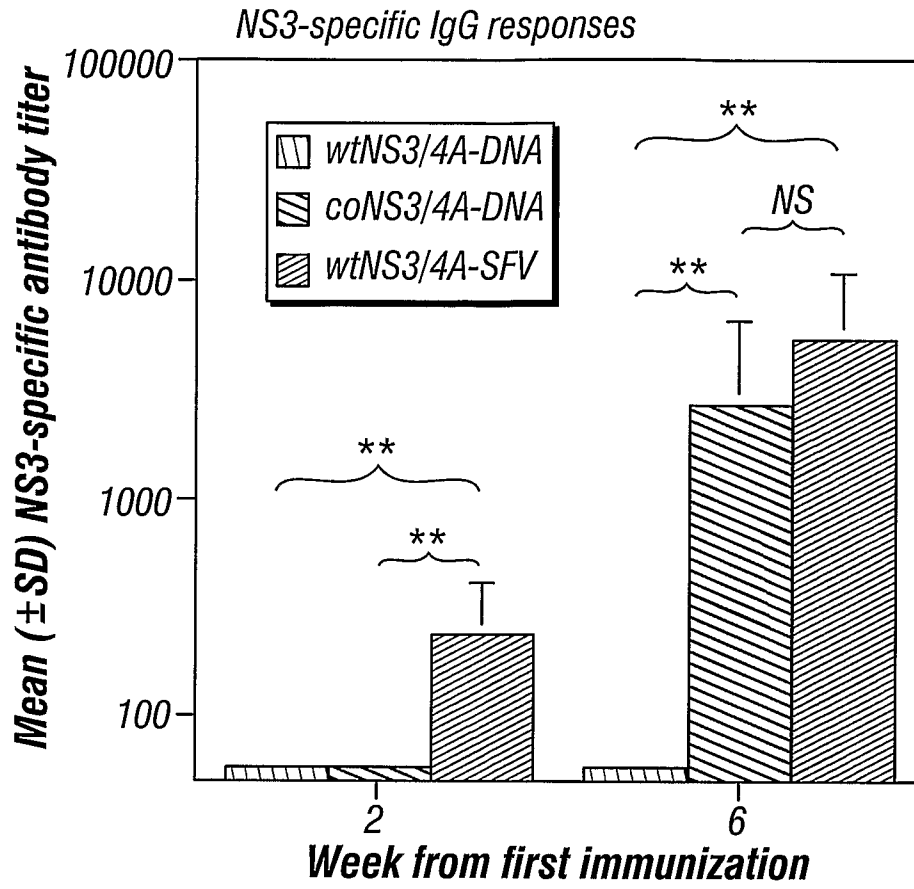
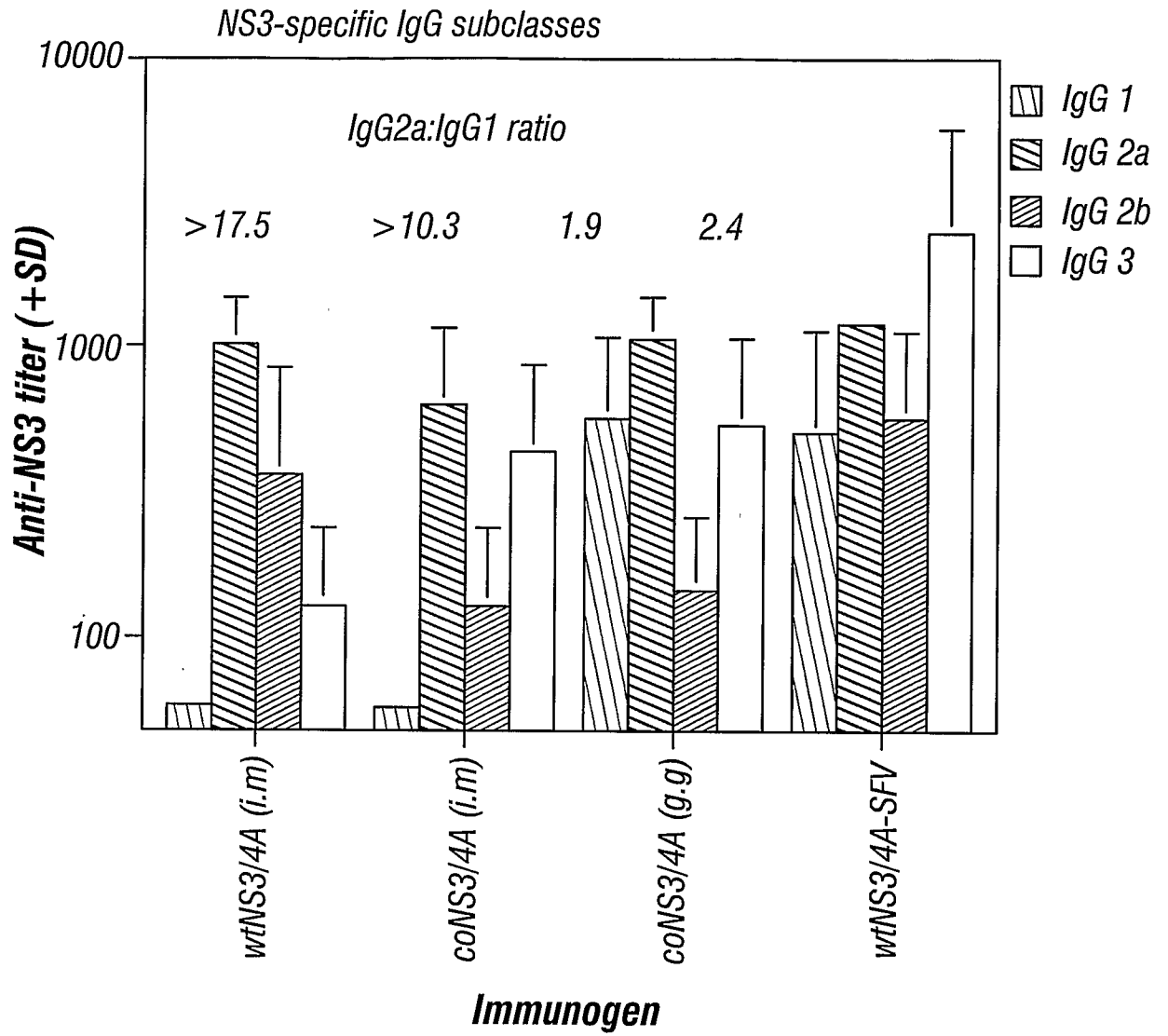


FIG.10A



**FIG. 10B**

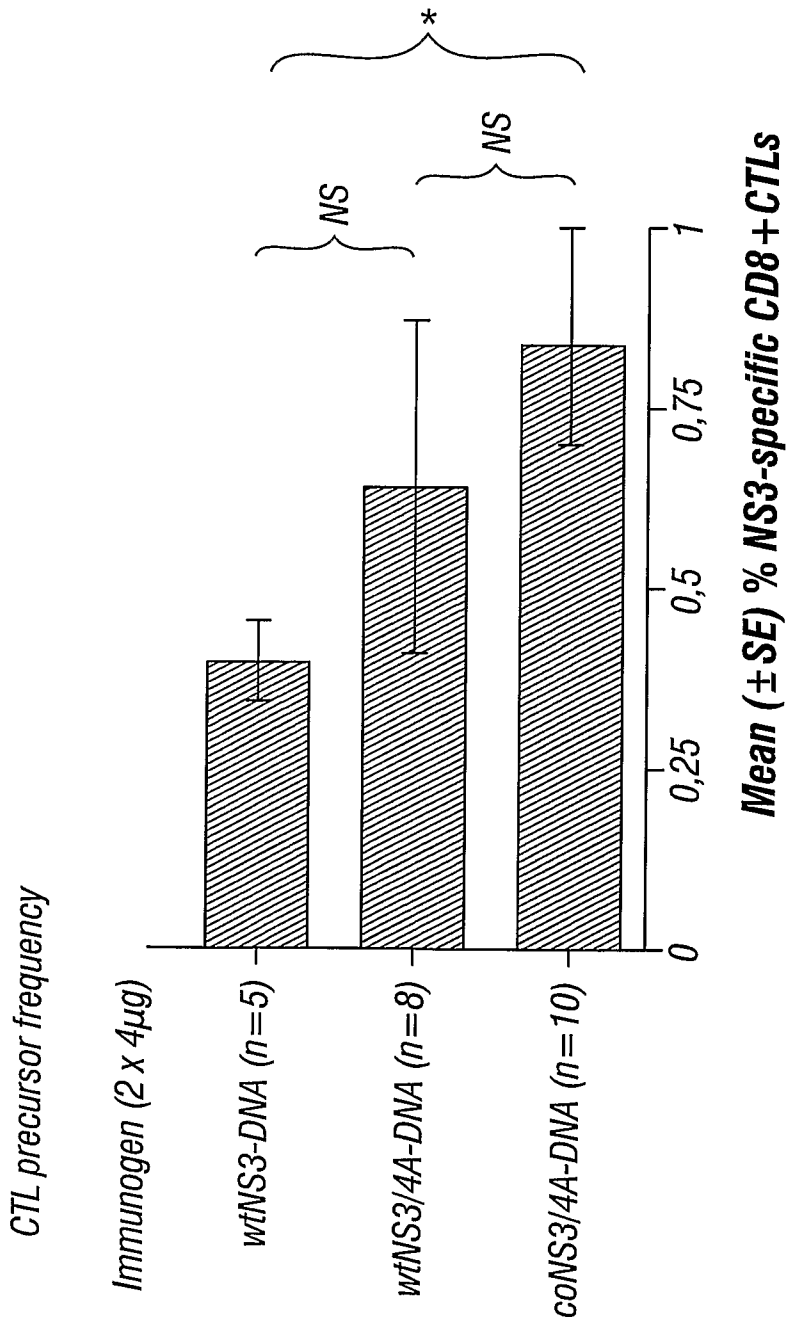


FIG. 11A

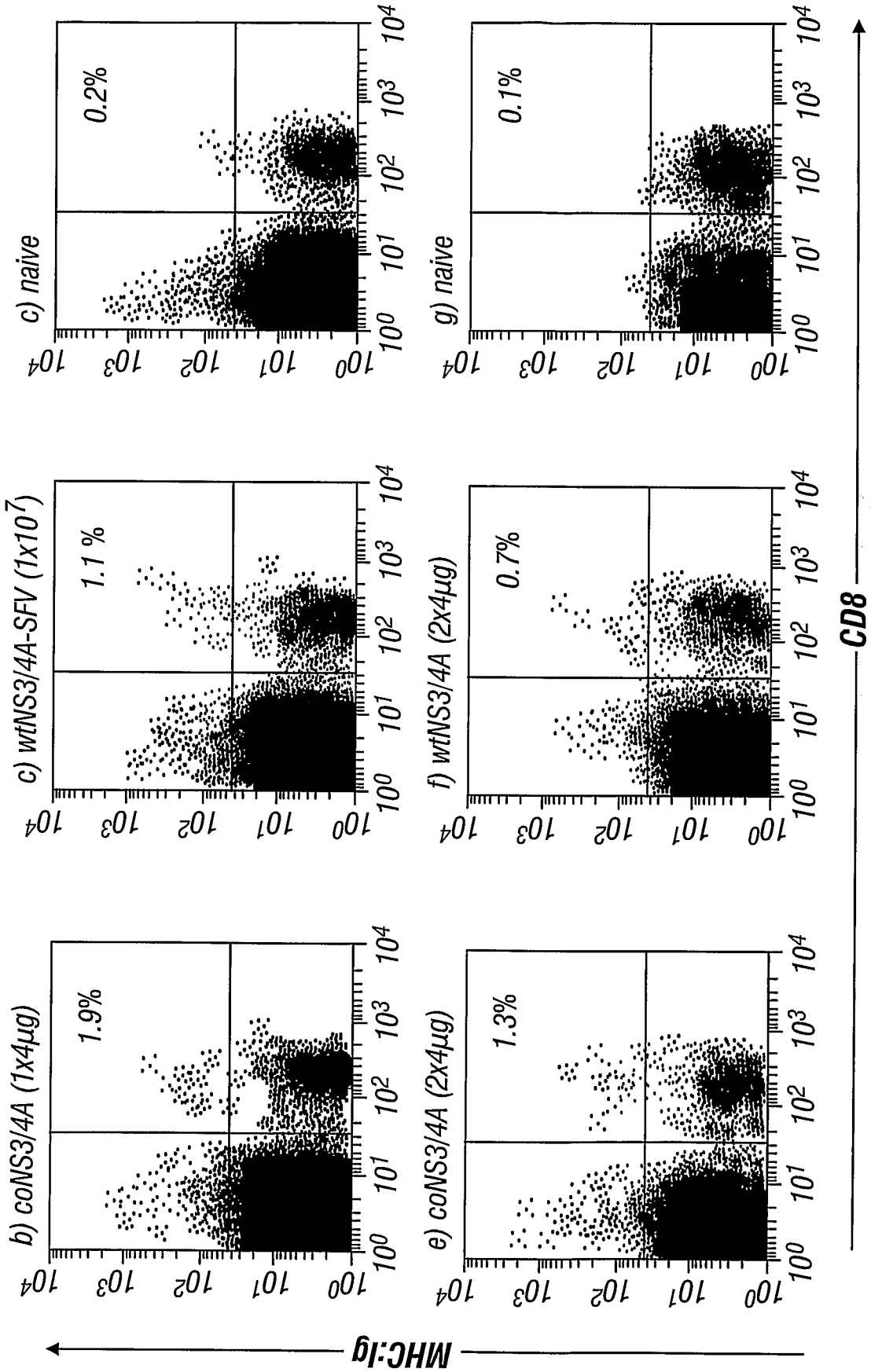
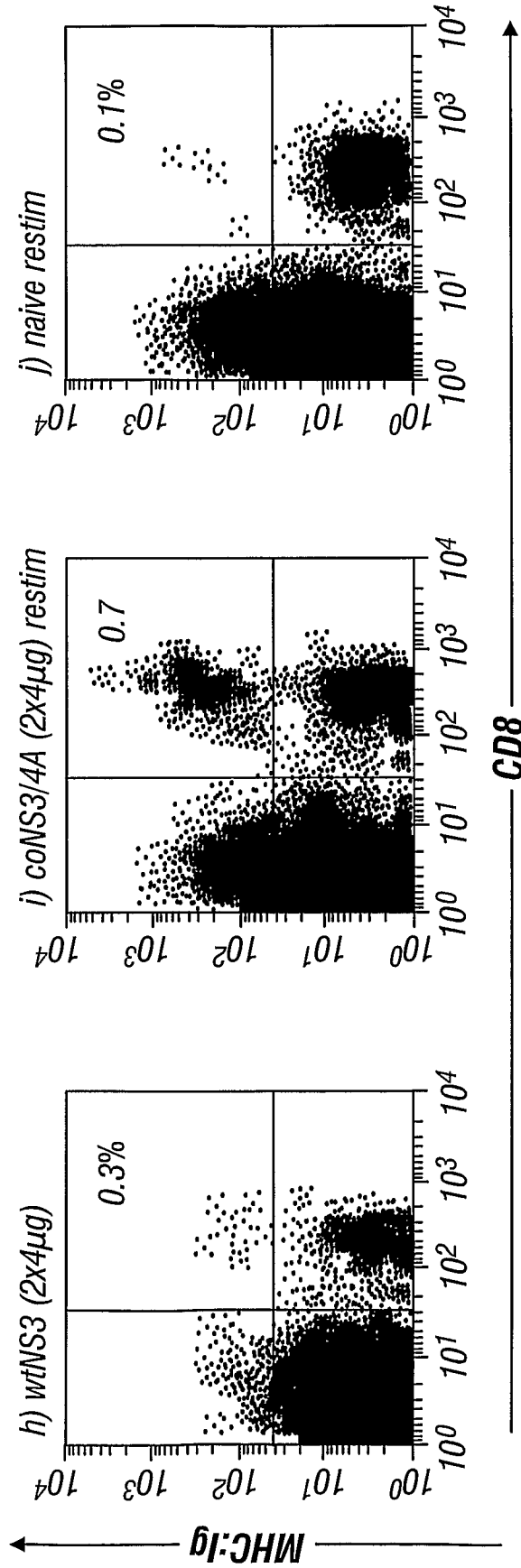


FIG. 11B



**FIG. 11B**  
*(continued)*



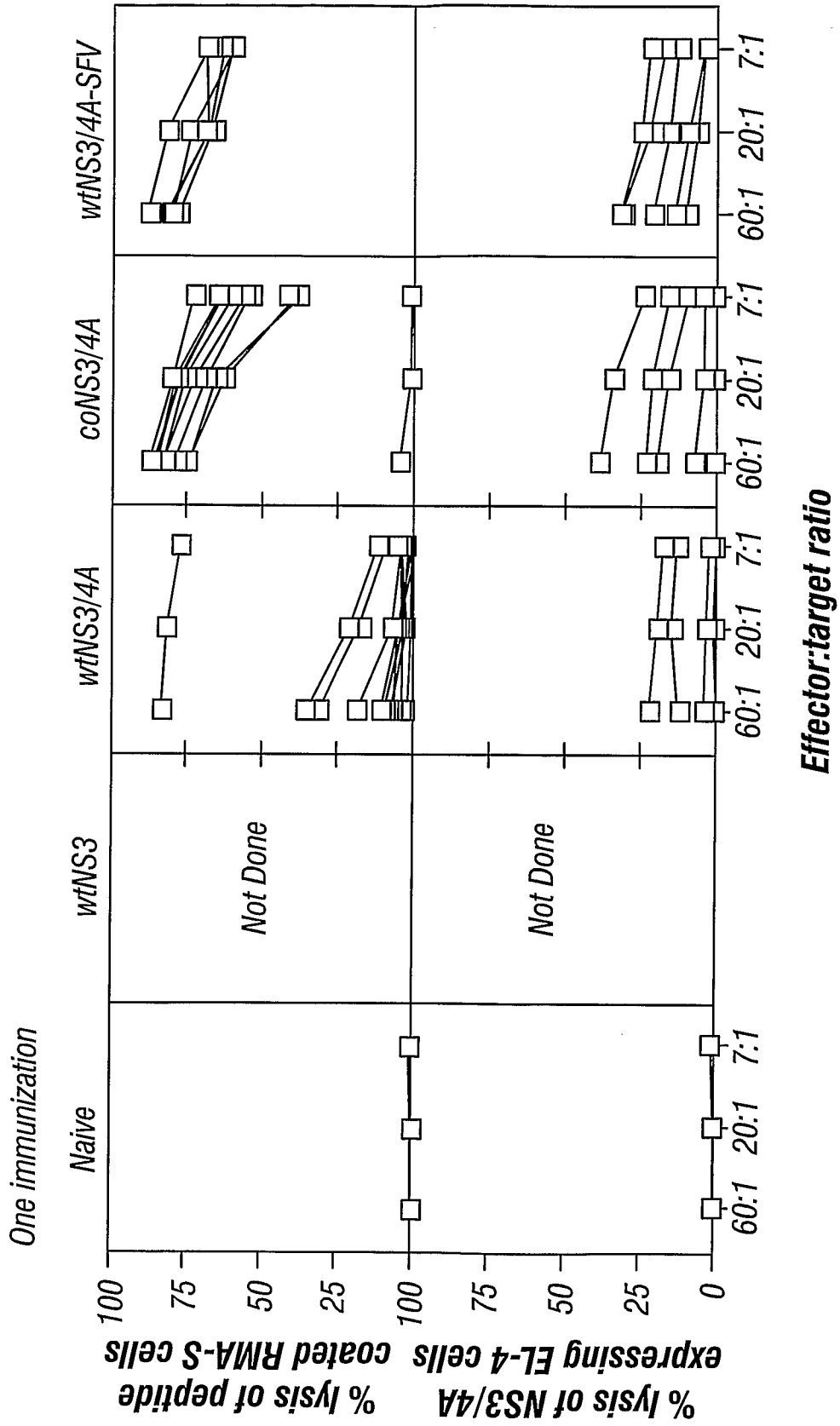


FIG. 12A

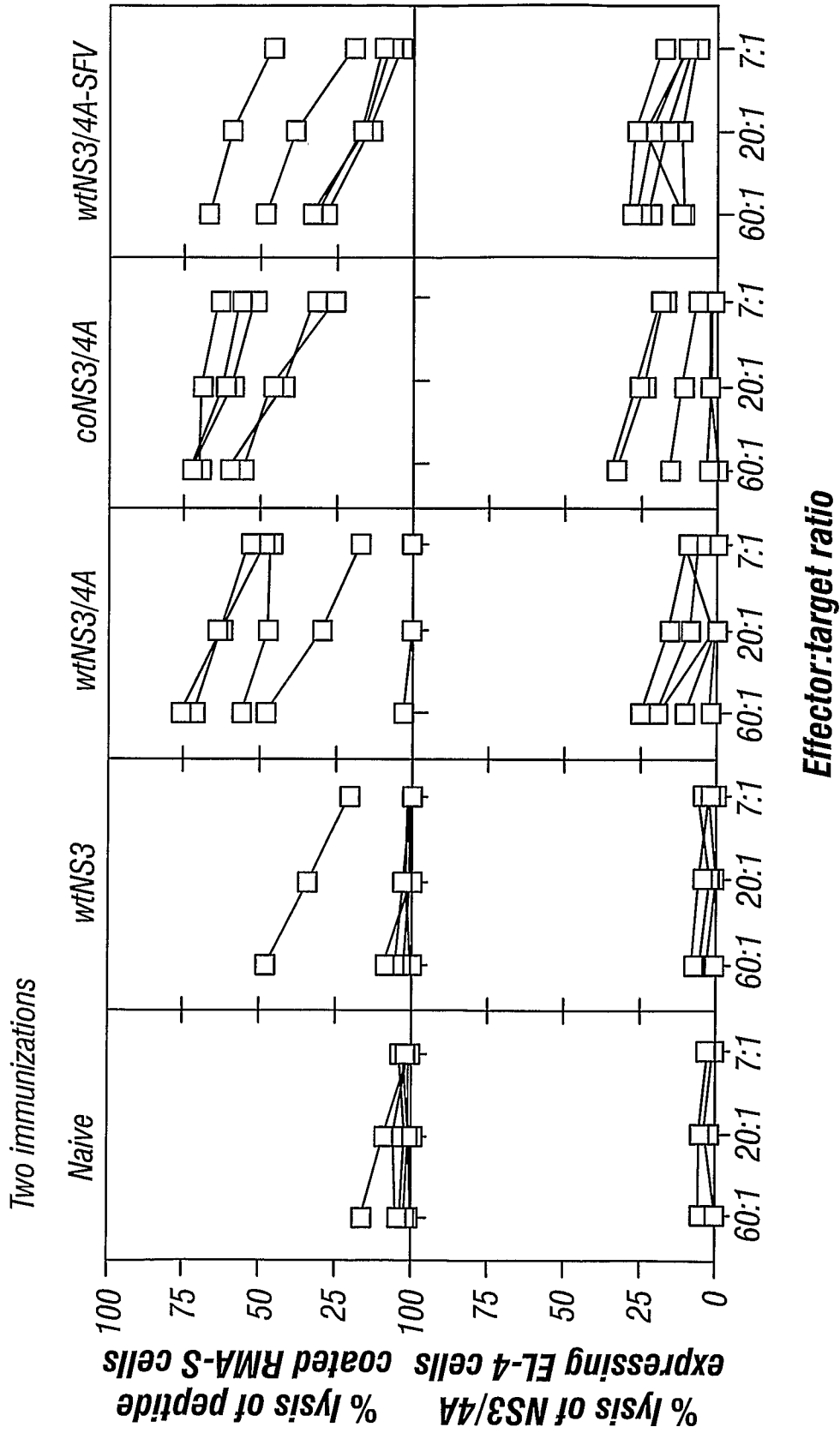
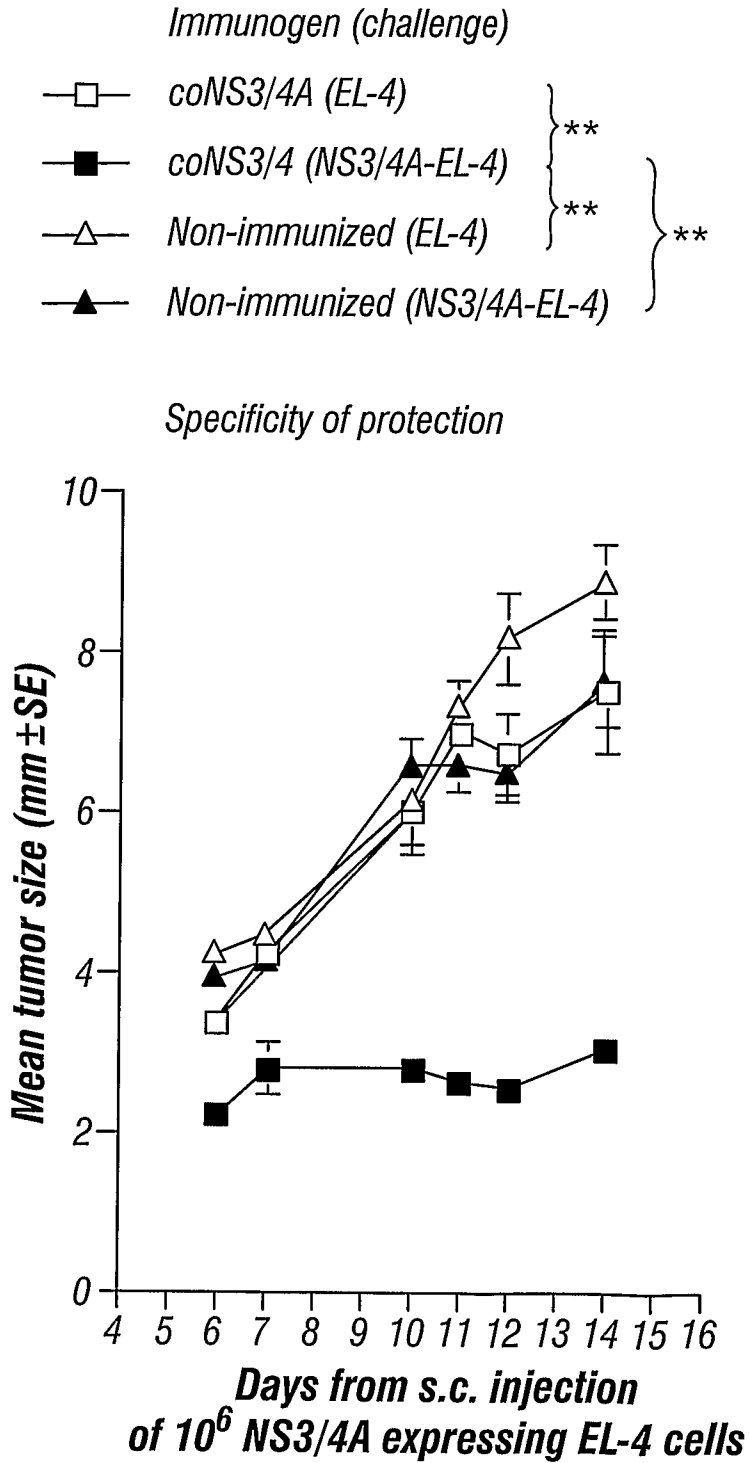
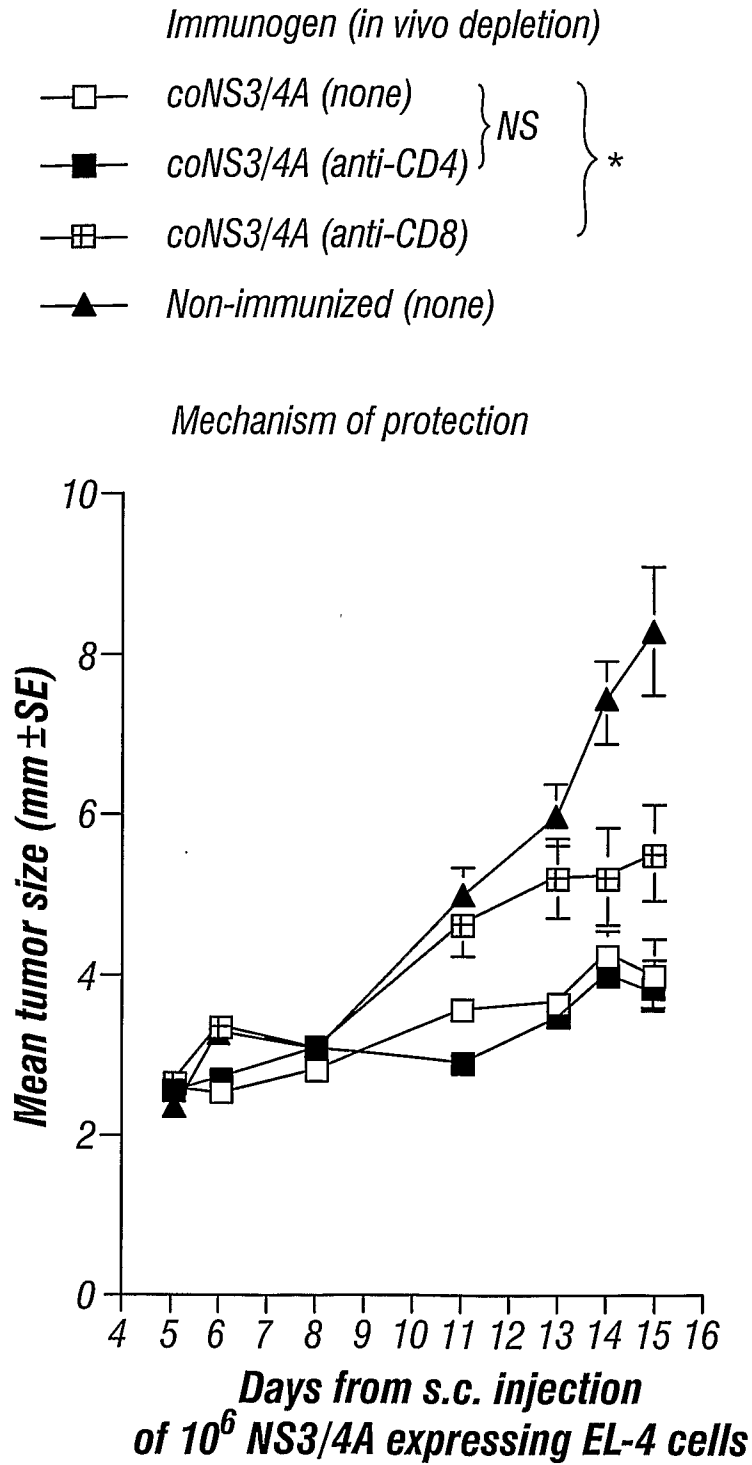


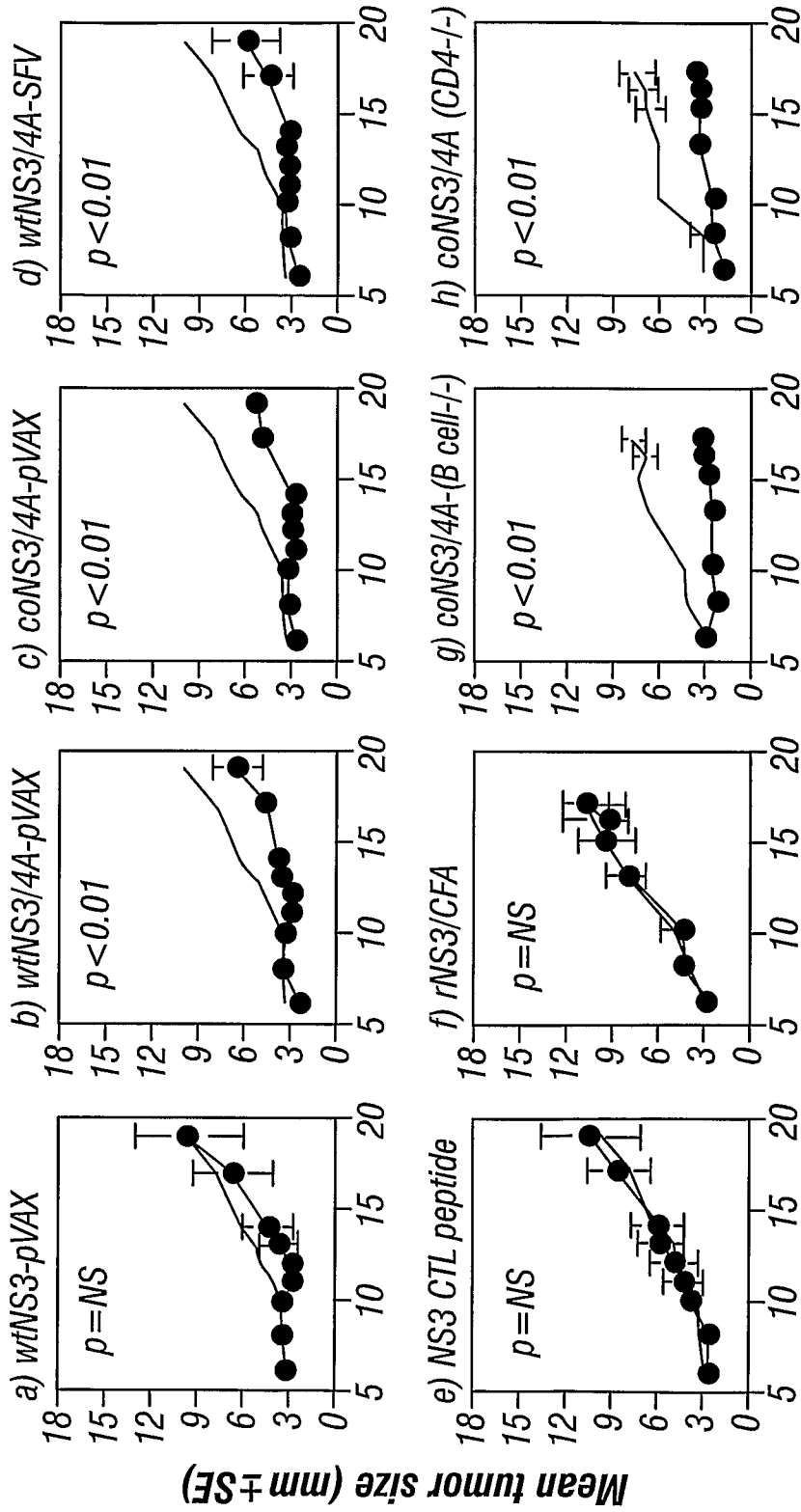
FIG. 12B



**FIG. 13A**



**FIG. 13B**



Days from s.c. injection of  $10^6$  NS3/4A - expressing EL-4 cells

FIG. 14

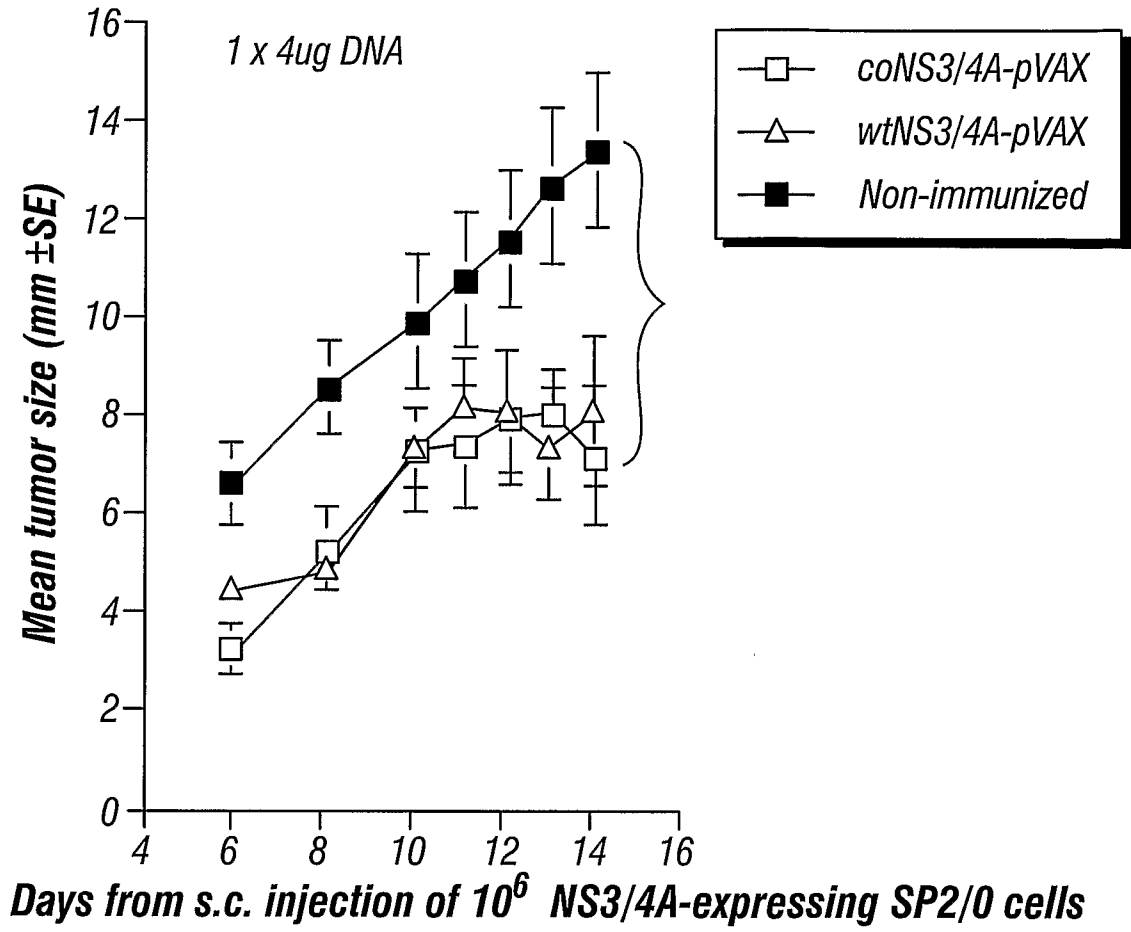


FIG. 15A

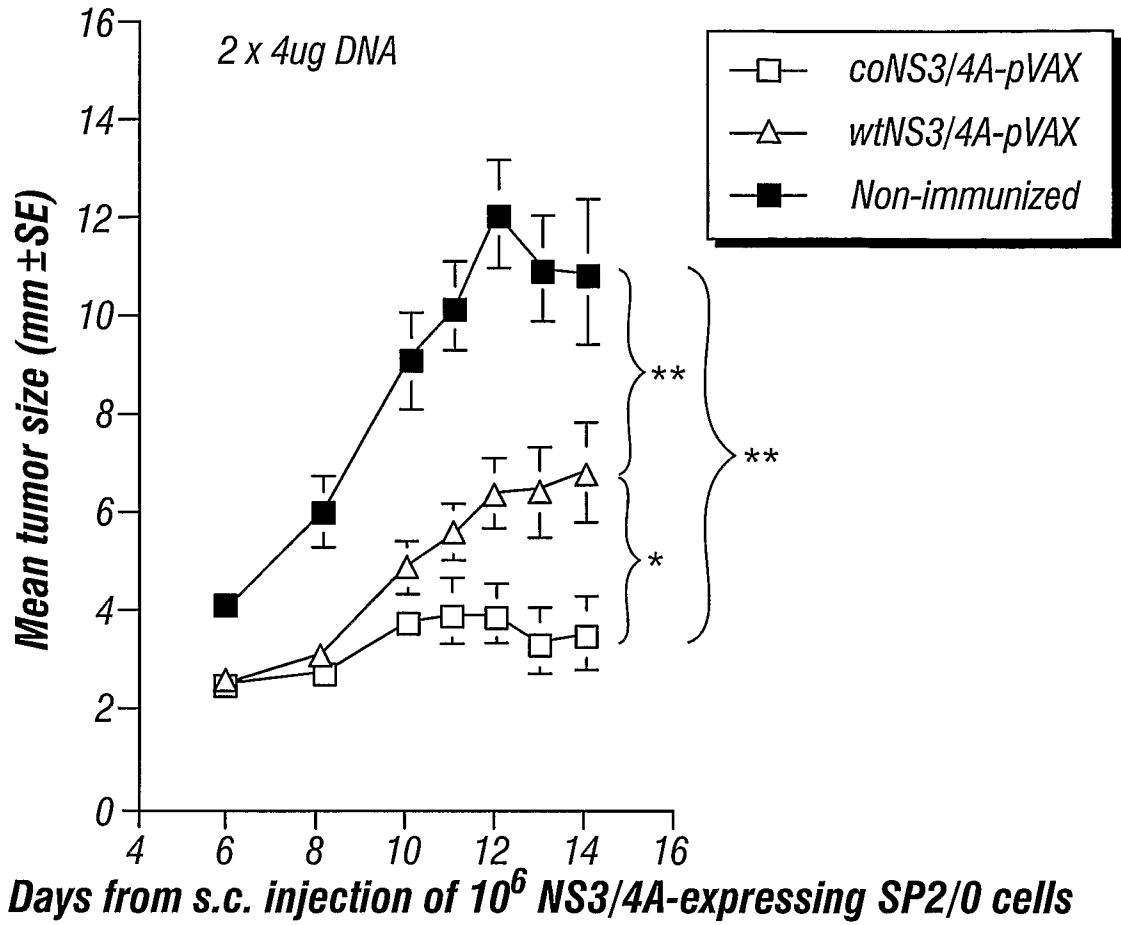


FIG. 15B

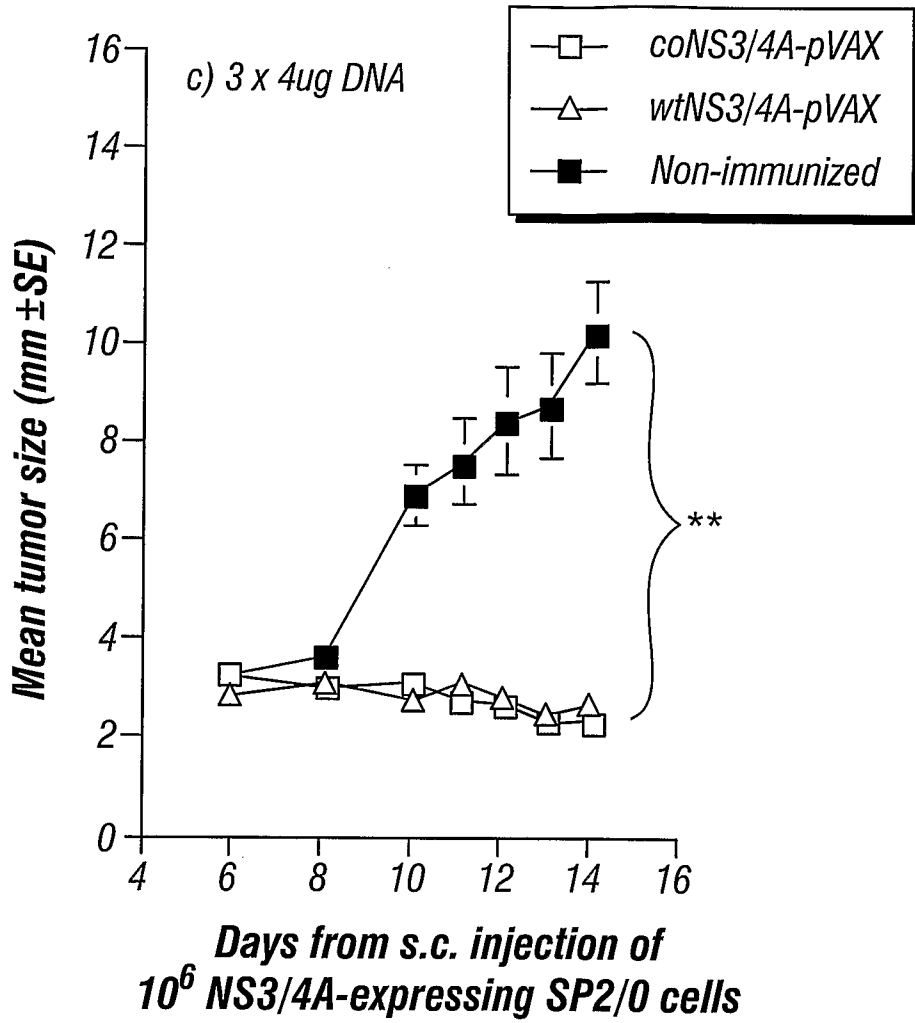


FIG. 15C



Days for vaccination with 4µg coNS3/4A-pVAX using gene gun

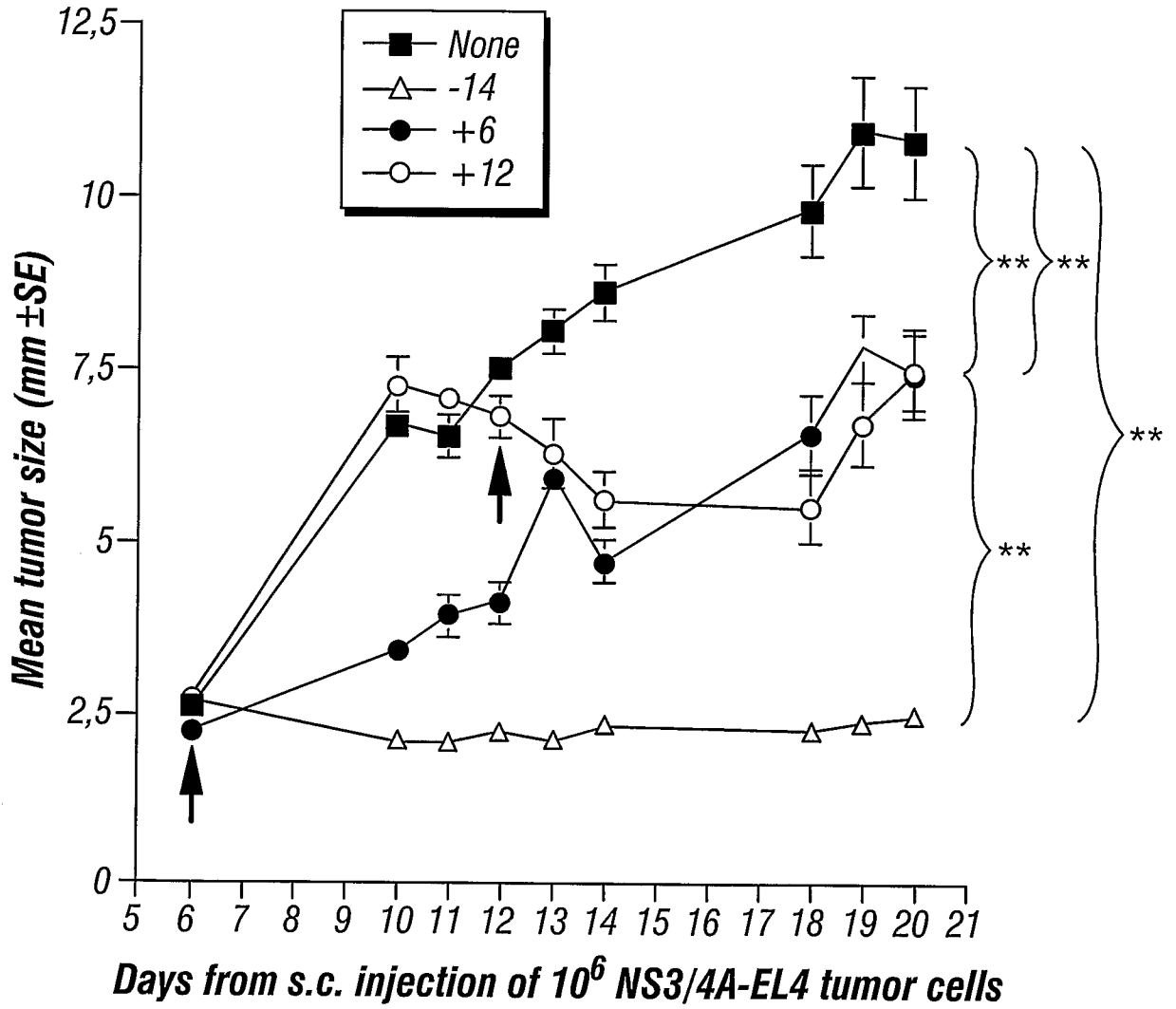










FIG. 16

-  = Complete destruction of the protease activity
- 
- 
-  = NS3 amount equal to NS3-4A amount
- 
- 
-  = Total cleavage



**FIG. 17**

SEQUENCE LISTING

- <110> TRIPEP AB  
Sallberg, Matti
- <120> A HEPATITIS C VIRUS NON-STRUCTURAL  
NS3/4A FUSION GENE
- <130> TRIPEP.080VPC
- <150> 60/685,014
- <151> 2005-05-25
- <160> 220
- <170> FastSEQ for Windows Version 4.0
- <210> 1
- <211> 2061
- <212> DNA
- <213> Artificial Sequence
- <220>
- <223> Hepatitis C virus NS3/4A coding region

```

<400> 1
atggcgccta tcaaggccta tgcccagcag acaaggggcc ttttgggatg cataatcacc 60
agcttgaccg gccgggacaa aaaccagggtg gagggtgagg ttcagatcgt gtcaactgct 120
gccagacatt tcttggcaac ctgcattaac ggggtgtggt ggactgteta ccatggagcc 180
ggaacaagga ccattgcgtc acctaagggt cctgttatcc agatgtacac caatgtggac 240
caagacctcg taggtggcc cgctcccaa ggtgcccgtt cattaacacc atgcacttgc 300
ggctcctcgg acctttacct ggtcacgagg cacgccgatg tcattcctgt gcgccgacgg 360
ggtgatggca ggggcagcct gctttcgccc cggcctatct cttacttgaa aggtcctcgc 420
ggaggccctc tgctgtgccc cgcaggacat gccgtaggca tattcagagc cgcggtatgc 480
acccgtggag tggctaaggc ggtggacttc atccccgtag agagcttaga gacaacatg 540
aggtccccgg tgttctcaga caactcctcc ccaccagcag tgccccagag ctaccaagtg 600
gccacactgc atgctcccac cggcagcggg aagagcacca aggtcccggc cgcatacgc 660
gctcagggct acaagggtgt ggtgctcaac cctccggtt ctgcaacaat gggctttggg 720
gcttacatgt ccaaggccca tgggattgat cctaacaatca ggactggggg gaggacaatt 780
actactggca gcccgatcac gtattccacc tacggcaagt tccttgccga cggcgggtgt 840
tcaggggggt cttatgacat aataatgtgt gacgagtgcc actccacgga tgcaacatcc 900
atcttgggca ttggcactgt cottgaccaa gcagagaccg cgggggagag actgactgtg 960
ctcgccaccg ctaccctcct gggctccgtc actgtgcccc atcctaacat cgaggaggtt 1020
gctctgtcca ctaccggaga gatccccctt tatggcaagg ctattcccct tgaagcaatt 1080
aaggggggga gacatctcat cttctgocac tcaaagaaga agtgcgacga gctcgccgca 1140
aaactggctc cgttgggctg caatgcccgt gcttactacc ggggccttga tgtgtccgtc 1200
atcccgaaca gtggtgacgt tgtcgtcgtg gcaactgacg cctcatgac cggctttacc 1260
ggcgacttgc attcgggtgat agactgcaac acgtgtgtca ccagacagt cgacttcagc 1320
cttgacccta cttcaccat tgagacaatc acgcttcccc aggatgctgt ctcccgtact 1380
caacgtcggg gtaggactgg cagaggggaa ccaggcatct acagatttgt ggcaccgggg 1440
gagcgtcctt ctggcatggt tgactcgtct gtcctctgcg agtgctatga cgcgggtgtg 1500
gcttggtatg agcttacgcc cgcggagacc acagttaggc tacgagcata catgaacacc 1560
ccgggacttc ccgtgtgcc aagaccatctt gaattttggg agggcgtctt tacgggtctc 1620
accacatag acgcccactt cctatcccag acaaagcaga gtgggggaaa ccttccctat 1680
ctggtagcgt accaagccac cgtgtgcgct agagctcaag cccctcccc gtctgtgggac 1740
cagatgtgga agtgcttgat ccgtctcaag cccaccctcc atgggccaac acctctgcta 1800

```

tatagactgg gcgctgtcca gaatgaagtc accctgacgc acccagtcac caagtatatc 1860  
 atgacatgta tgtcggctga cctggaggtc gtcacgagta cctgggtgct cgttggcggc 1920  
 gttctggctg ctttggccgc gtattgccta tccacaggct gcgtggatcat agtaggtagg 1980  
 attgtcttgt ccggaagcc ggcaatcata cccgacaggg aagtcctcta ccgggagttc 2040  
 gatgaaatgg aagagtgtctg a 2061

<210> 2  
 <211> 686  
 <212> PRT  
 <213> Artificial Sequence

<220>  
 <223> Hepatitis C virus NS3/4A peptide

<400> 2  
 Met Ala Pro Ile Thr Ala Tyr Ala Gln Gln Thr Arg Gly Leu Leu Gly  
 1 5 10 15  
 Cys Ile Ile Thr Ser Leu Thr Gly Arg Asp Lys Asn Gln Val Glu Gly  
 20 25 30  
 Glu Val Gln Ile Val Ser Thr Ala Ala Gln Thr Phe Leu Ala Thr Cys  
 35 40 45  
 Ile Asn Gly Val Cys Trp Thr Val Tyr His Gly Ala Gly Thr Arg Thr  
 50 55 60  
 Ile Ala Ser Pro Lys Gly Pro Val Ile Gln Met Tyr Thr Asn Val Asp  
 65 70 75 80  
 Gln Asp Leu Val Gly Trp Pro Ala Pro Gln Gly Ala Arg Ser Leu Thr  
 85 90 95  
 Pro Cys Thr Cys Gly Ser Ser Asp Leu Tyr Leu Val Thr Arg His Ala  
 100 105 110  
 Asp Val Ile Pro Val Arg Arg Arg Gly Asp Gly Arg Gly Ser Leu Leu  
 115 120 125  
 Ser Pro Arg Pro Ile Ser Tyr Leu Lys Gly Ser Ser Gly Gly Pro Leu  
 130 135 140  
 Leu Cys Pro Ala Gly His Ala Val Gly Ile Phe Arg Ala Ala Val Cys  
 145 150 155 160  
 Thr Arg Gly Val Ala Lys Ala Val Asp Phe Ile Pro Val Glu Ser Leu  
 165 170 175  
 Glu Thr Thr Met Arg Ser Pro Val Phe Ser Asp Asn Ser Ser Pro Pro  
 180 185 190  
 Ala Val Pro Gln Ser Tyr Gln Val Ala His Leu His Ala Pro Thr Gly  
 195 200 205  
 Ser Gly Lys Ser Thr Lys Val Pro Ala Ala Tyr Ala Ala Gln Gly Tyr  
 210 215 220  
 Lys Val Leu Val Leu Asn Pro Ser Val Ala Ala Thr Met Gly Phe Gly  
 225 230 235 240  
 Ala Tyr Met Ser Lys Ala His Gly Ile Asp Pro Asn Ile Arg Thr Gly  
 245 250 255  
 Val Arg Thr Ile Thr Thr Gly Ser Pro Ile Thr Tyr Ser Thr Tyr Gly  
 260 265 270  
 Lys Phe Leu Ala Asp Gly Gly Cys Ser Gly Gly Ala Tyr Asp Ile Ile  
 275 280 285  
 Ile Cys Asp Glu Cys His Ser Thr Asp Ala Thr Ser Ile Leu Gly Ile  
 290 295 300  
 Gly Thr Val Leu Asp Gln Ala Glu Thr Ala Gly Ala Arg Leu Thr Val  
 305 310 315 320  
 Leu Ala Thr Ala Thr Pro Pro Gly Ser Val Thr Val Pro His Pro Asn  
 325 330 335

Ile Glu Glu Val Ala Leu Ser Thr Thr Gly Glu Ile Pro Phe Tyr Gly  
 340 345 350  
 Lys Ala Ile Pro Leu Glu Ala Ile Lys Gly Gly Arg His Leu Ile Phe  
 355 360 365  
 Cys His Ser Lys Lys Lys Cys Asp Glu Leu Ala Ala Lys Leu Val Ala  
 370 375 380  
 Leu Gly Val Asn Ala Val Ala Tyr Tyr Arg Gly Leu Asp Val Ser Val  
 385 390 395 400  
 Ile Pro Thr Ser Gly Asp Val Val Val Val Ala Thr Asp Ala Leu Met  
 405 410 415  
 Thr Gly Phe Thr Gly Asp Phe Asp Ser Val Ile Asp Cys Asn Thr Cys  
 420 425 430  
 Val Thr Gln Thr Val Asp Phe Ser Leu Asp Pro Thr Phe Thr Ile Glu  
 435 440 445  
 Thr Ile Thr Leu Pro Gln Asp Ala Val Ser Arg Thr Gln Arg Arg Gly  
 450 455 460  
 Arg Thr Gly Arg Gly Lys Pro Gly Ile Tyr Arg Phe Val Ala Pro Gly  
 465 470 475 480  
 Glu Arg Pro Ser Gly Met Phe Asp Ser Ser Val Leu Cys Glu Cys Tyr  
 485 490 495  
 Asp Ala Gly Cys Ala Trp Tyr Glu Leu Thr Pro Ala Glu Thr Thr Val  
 500 505 510  
 Arg Leu Arg Ala Tyr Met Asn Thr Pro Gly Leu Pro Val Cys Gln Asp  
 515 520 525  
 His Leu Glu Phe Trp Glu Gly Val Phe Thr Gly Leu Thr His Ile Asp  
 530 535 540  
 Ala His Phe Leu Ser Gln Thr Lys Gln Ser Gly Glu Asn Leu Pro Tyr  
 545 550 555 560  
 Leu Val Ala Tyr Gln Ala Thr Val Cys Ala Arg Ala Gln Ala Pro Pro  
 565 570 575  
 Pro Ser Trp Asp Gln Met Trp Lys Cys Leu Ile Arg Leu Lys Pro Thr  
 580 585 590  
 Leu His Gly Pro Thr Pro Leu Leu Tyr Arg Leu Gly Ala Val Gln Asn  
 595 600 605  
 Glu Val Thr Leu Thr His Pro Val Thr Lys Tyr Ile Met Thr Cys Met  
 610 615 620  
 Ser Ala Asp Leu Glu Val Val Thr Ser Thr Trp Val Leu Val Gly Gly  
 625 630 635 640  
 Val Leu Ala Ala Leu Ala Ala Tyr Cys Leu Ser Thr Gly Cys Val Val  
 645 650 655  
 Ile Val Gly Arg Ile Val Leu Ser Gly Lys Pro Ala Ile Ile Pro Asp  
 660 665 670  
 Arg Glu Val Leu Tyr Arg Glu Phe Asp Glu Met Glu Glu Cys  
 675 680 685

<210> 3

<211> 686

<212> PRT

<213> Artificial Sequence

<220>

<223> Mutant Hepatitis C virus NS3/4A

<400> 3

Met Ala Pro Ile Thr Ala Tyr Ala Gln Gln Thr Arg Gly Leu Leu Gly  
 1 5 10 15

Cys Ile Ile Thr Ser Leu Thr Gly Arg Asp Lys Asn Gln Val Glu Gly  
 20 25 30  
 Glu Val Gln Ile Val Ser Thr Ala Ala Gln Thr Phe Leu Ala Thr Cys  
 35 40 45  
 Ile Asn Gly Val Cys Trp Thr Val Tyr His Gly Ala Gly Thr Arg Thr  
 50 55 60  
 Ile Ala Ser Pro Lys Gly Pro Val Ile Gln Met Tyr Thr Asn Val Asp  
 65 70 75 80  
 Gln Asp Leu Val Gly Trp Pro Ala Pro Gln Gly Ala Arg Ser Leu Thr  
 85 90 95  
 Pro Cys Thr Cys Gly Ser Ser Asp Leu Tyr Leu Val Thr Arg His Ala  
 100 105 110  
 Asp Val Ile Pro Val Arg Arg Arg Gly Asp Gly Arg Gly Ser Leu Leu  
 115 120 125  
 Ser Pro Arg Pro Ile Ser Tyr Leu Lys Gly Ser Ser Gly Gly Pro Leu  
 130 135 140  
 Leu Cys Pro Ala Gly His Ala Val Gly Ile Phe Arg Ala Ala Val Cys  
 145 150 155 160  
 Thr Arg Gly Val Ala Lys Ala Val Asp Phe Ile Pro Val Glu Ser Leu  
 165 170 175  
 Glu Thr Thr Met Arg Ser Pro Val Phe Ser Asp Asn Ser Ser Pro Pro  
 180 185 190  
 Ala Val Pro Gln Ser Tyr Gln Val Ala His Leu His Ala Pro Thr Gly  
 195 200 205  
 Ser Gly Lys Ser Thr Lys Val Pro Ala Ala Tyr Ala Ala Gln Gly Tyr  
 210 215 220  
 Lys Val Leu Val Leu Asn Pro Ser Val Ala Ala Thr Met Gly Phe Gly  
 225 230 235 240  
 Ala Tyr Met Ser Lys Ala His Gly Ile Asp Pro Asn Ile Arg Thr Gly  
 245 250 255  
 Val Arg Thr Ile Thr Thr Gly Ser Pro Ile Thr Tyr Ser Thr Tyr Gly  
 260 265 270  
 Lys Phe Leu Ala Asp Gly Gly Cys Ser Gly Gly Ala Tyr Asp Ile Ile  
 275 280 285  
 Ile Cys Asp Glu Cys His Ser Thr Asp Ala Thr Ser Ile Leu Gly Ile  
 290 295 300  
 Gly Thr Val Leu Asp Gln Ala Glu Thr Ala Gly Ala Arg Leu Thr Val  
 305 310 315 320  
 Leu Ala Thr Ala Thr Pro Pro Gly Ser Val Thr Val Pro His Pro Asn  
 325 330 335  
 Ile Glu Glu Val Ala Leu Ser Thr Thr Gly Glu Ile Pro Phe Tyr Gly  
 340 345 350  
 Lys Ala Ile Pro Leu Glu Ala Ile Lys Gly Gly Arg His Leu Ile Phe  
 355 360 365  
 Cys His Ser Lys Lys Lys Cys Asp Glu Leu Ala Ala Lys Leu Val Ala  
 370 375 380  
 Leu Gly Val Asn Ala Val Ala Tyr Tyr Arg Gly Leu Asp Val Ser Val  
 385 390 395 400  
 Ile Pro Thr Ser Gly Asp Val Val Val Val Ala Thr Asp Ala Leu Met  
 405 410 415  
 Thr Gly Phe Thr Gly Asp Phe Asp Ser Val Ile Asp Cys Asn Thr Cys  
 420 425 430  
 Val Thr Gln Thr Val Asp Phe Ser Leu Asp Pro Thr Phe Thr Ile Glu  
 435 440 445  
 Thr Ile Thr Leu Pro Gln Asp Ala Val Ser Arg Thr Gln Arg Arg Gly  
 450 455 460  
 Arg Thr Gly Arg Gly Lys Pro Gly Ile Tyr Arg Phe Val Ala Pro Gly

465 470 475 480  
 Glu Arg Pro Ser Gly Met Phe Asp Ser Ser Val Leu Cys Glu Cys Tyr  
 485 490 495  
 Asp Ala Gly Cys Ala Trp Tyr Glu Leu Thr Pro Ala Glu Thr Thr Val  
 500 505 510  
 Arg Leu Arg Ala Tyr Met Asn Thr Pro Gly Leu Pro Val Cys Gln Asp  
 515 520 525  
 His Leu Glu Phe Trp Glu Gly Val Phe Thr Gly Leu Thr His Ile Asp  
 530 535 540  
 Ala His Phe Leu Ser Gln Thr Lys Gln Ser Gly Glu Asn Leu Pro Tyr  
 545 550 555 560  
 Leu Val Ala Tyr Gln Ala Thr Val Cys Ala Arg Ala Gln Ala Pro Pro  
 565 570 575  
 Pro Ser Trp Asp Gln Met Trp Lys Cys Leu Ile Arg Leu Lys Pro Thr  
 580 585 590  
 Leu His Gly Pro Thr Pro Leu Leu Tyr Arg Leu Gly Ala Val Gln Asn  
 595 600 605  
 Glu Val Thr Leu Thr His Pro Val Thr Lys Tyr Ile Met Thr Cys Met  
 610 615 620  
 Ser Ala Asp Leu Glu Val Val Thr Gly Thr Trp Val Leu Val Gly Gly  
 625 630 635 640  
 Val Leu Ala Ala Leu Ala Ala Tyr Cys Leu Ser Thr Gly Cys Val Val  
 645 650 655  
 Ile Val Gly Arg Ile Val Leu Ser Gly Lys Pro Ala Ile Ile Pro Asp  
 660 665 670  
 Arg Glu Val Leu Tyr Arg Glu Phe Asp Glu Met Glu Glu Cys  
 675 680 685

<210> 4  
 <211> 686  
 <212> PRT  
 <213> Artificial Sequence

<220>  
 <223> Mutant Hepatitis C virus NS3/4A

<400> 4  
 Met Ala Pro Ile Thr Ala Tyr Ala Gln Gln Thr Arg Gly Leu Leu Gly  
 1 5 10 15  
 Cys Ile Ile Thr Ser Leu Thr Gly Arg Asp Lys Asn Gln Val Glu Gly  
 20 25 30  
 Glu Val Gln Ile Val Ser Thr Ala Ala Gln Thr Phe Leu Ala Thr Cys  
 35 40 45  
 Ile Asn Gly Val Cys Trp Thr Val Tyr His Gly Ala Gly Thr Arg Thr  
 50 55 60  
 Ile Ala Ser Pro Lys Gly Pro Val Ile Gln Met Tyr Thr Asn Val Asp  
 65 70 75 80  
 Gln Asp Leu Val Gly Trp Pro Ala Pro Gln Gly Ala Arg Ser Leu Thr  
 85 90 95  
 Pro Cys Thr Cys Gly Ser Ser Asp Leu Tyr Leu Val Thr Arg His Ala  
 100 105 110  
 Asp Val Ile Pro Val Arg Arg Arg Gly Asp Gly Arg Gly Ser Leu Leu  
 115 120 125  
 Ser Pro Arg Pro Ile Ser Tyr Leu Lys Gly Ser Ser Gly Gly Pro Leu  
 130 135 140  
 Leu Cys Pro Ala Gly His Ala Val Gly Ile Phe Arg Ala Ala Val Cys

145 150 155 160  
 Thr Arg Gly Val Ala Lys Ala Val Asp Phe Ile Pro Val Glu Ser Leu  
 165 170 175  
 Glu Thr Thr Met Arg Ser Pro Val Phe Ser Asp Asn Ser Ser Pro Pro  
 180 185 190  
 Ala Val Pro Gln Ser Tyr Gln Val Ala His Leu His Ala Pro Thr Gly  
 195 200 205  
 Ser Gly Lys Ser Thr Lys Val Pro Ala Ala Tyr Ala Ala Gln Gly Tyr  
 210 215 220  
 Lys Val Leu Val Leu Asn Pro Ser Val Ala Ala Thr Met Gly Phe Gly  
 225 230 235 240  
 Ala Tyr Met Ser Lys Ala His Gly Ile Asp Pro Asn Ile Arg Thr Gly  
 245 250 255  
 Val Arg Thr Ile Thr Thr Gly Ser Pro Ile Thr Tyr Ser Thr Tyr Gly  
 260 265 270  
 Lys Phe Leu Ala Asp Gly Gly Cys Ser Gly Gly Ala Tyr Asp Ile Ile  
 275 280 285  
 Ile Cys Asp Glu Cys His Ser Thr Asp Ala Thr Ser Ile Leu Gly Ile  
 290 295 300  
 Gly Thr Val Leu Asp Gln Ala Glu Thr Ala Gly Ala Arg Leu Thr Val  
 305 310 315 320  
 Leu Ala Thr Ala Thr Pro Pro Gly Ser Val Thr Val Pro His Pro Asn  
 325 330 335  
 Ile Glu Glu Val Ala Leu Ser Thr Thr Gly Glu Ile Pro Phe Tyr Gly  
 340 345 350  
 Lys Ala Ile Pro Leu Glu Ala Ile Lys Gly Gly Arg His Leu Ile Phe  
 355 360 365  
 Cys His Ser Lys Lys Lys Cys Asp Glu Leu Ala Ala Lys Leu Val Ala  
 370 375 380  
 Leu Gly Val Asn Ala Val Ala Tyr Tyr Arg Gly Leu Asp Val Ser Val  
 385 390 395 400  
 Ile Pro Thr Ser Gly Asp Val Val Val Val Ala Thr Asp Ala Leu Met  
 405 410 415  
 Thr Gly Phe Thr Gly Asp Phe Asp Ser Val Ile Asp Cys Asn Thr Cys  
 420 425 430  
 Val Thr Gln Thr Val Asp Phe Ser Leu Asp Pro Thr Phe Thr Ile Glu  
 435 440 445  
 Thr Ile Thr Leu Pro Gln Asp Ala Val Ser Arg Thr Gln Arg Arg Gly  
 450 455 460  
 Arg Thr Gly Arg Gly Lys Pro Gly Ile Tyr Arg Phe Val Ala Pro Gly  
 465 470 475 480  
 Glu Arg Pro Ser Gly Met Phe Asp Ser Ser Val Leu Cys Glu Cys Tyr  
 485 490 495  
 Asp Ala Gly Cys Ala Trp Tyr Glu Leu Thr Pro Ala Glu Thr Thr Val  
 500 505 510  
 Arg Leu Arg Ala Tyr Met Asn Thr Pro Gly Leu Pro Val Cys Gln Asp  
 515 520 525  
 His Leu Glu Phe Trp Glu Gly Val Phe Thr Gly Leu Thr His Ile Asp  
 530 535 540  
 Ala His Phe Leu Ser Gln Thr Lys Gln Ser Gly Glu Asn Leu Pro Tyr  
 545 550 555 560  
 Leu Val Ala Tyr Gln Ala Thr Val Cys Ala Arg Ala Gln Ala Pro Pro  
 565 570 575  
 Pro Ser Trp Asp Gln Met Trp Lys Cys Leu Ile Arg Leu Lys Pro Thr  
 580 585 590  
 Leu His Gly Pro Thr Pro Leu Leu Tyr Arg Leu Gly Ala Val Gln Asn  
 595 600 605



Glu Val Thr Leu Thr His Pro Val Thr Lys Tyr Ile Met Thr Cys Met  
 610 615 620  
 Ser Ala Asp Leu Glu Val Val Arg Gly Thr Trp Val Leu Val Gly Gly  
 625 630 635 640  
 Val Leu Ala Ala Leu Ala Ala Tyr Cys Leu Ser Thr Gly Cys Val Val  
 645 650 655  
 Ile Val Gly Arg Ile Val Leu Ser Gly Lys Pro Ala Ile Ile Pro Asp  
 660 665 670  
 Arg Glu Val Leu Tyr Arg Glu Phe Asp Glu Met Glu Glu Cys  
 675 680 685

<210> 5  
 <211> 686  
 <212> PRT  
 <213> Artificial Sequence

<220>  
 <223> Mutant Hepatitis C virus NS3/4A

<400> 5  
 Met Ala Pro Ile Thr Ala Tyr Ala Gln Gln Thr Arg Gly Leu Leu Gly  
 1 5 10 15  
 Cys Ile Ile Thr Ser Leu Thr Gly Arg Asp Lys Asn Gln Val Glu Gly  
 20 25 30  
 Glu Val Gln Ile Val Ser Thr Ala Ala Gln Thr Phe Leu Ala Thr Cys  
 35 40 45  
 Ile Asn Gly Val Cys Trp Thr Val Tyr His Gly Ala Gly Thr Arg Thr  
 50 55 60  
 Ile Ala Ser Pro Lys Gly Pro Val Ile Gln Met Tyr Thr Asn Val Asp  
 65 70 75 80  
 Gln Asp Leu Val Gly Trp Pro Ala Pro Gln Gly Ala Arg Ser Leu Thr  
 85 90 95  
 Pro Cys Thr Cys Gly Ser Ser Asp Leu Tyr Leu Val Thr Arg His Ala  
 100 105 110  
 Asp Val Ile Pro Val Arg Arg Arg Gly Asp Gly Arg Gly Ser Leu Leu  
 115 120 125  
 Ser Pro Arg Pro Ile Ser Tyr Leu Lys Gly Ser Ser Gly Gly Pro Leu  
 130 135 140  
 Leu Cys Pro Ala Gly His Ala Val Gly Ile Phe Arg Ala Ala Val Cys  
 145 150 155 160  
 Thr Arg Gly Val Ala Lys Ala Val Asp Phe Ile Pro Val Glu Ser Leu  
 165 170 175  
 Glu Thr Thr Met Arg Ser Pro Val Phe Ser Asp Asn Ser Ser Pro Pro  
 180 185 190  
 Ala Val Pro Gln Ser Tyr Gln Val Ala His Leu His Ala Pro Thr Gly  
 195 200 205  
 Ser Gly Lys Ser Thr Lys Val Pro Ala Ala Tyr Ala Ala Gln Gly Tyr  
 210 215 220  
 Lys Val Leu Val Leu Asn Pro Ser Val Ala Ala Thr Met Gly Phe Gly  
 225 230 235 240  
 Ala Tyr Met Ser Lys Ala His Gly Ile Asp Pro Asn Ile Arg Thr Gly  
 245 250 255  
 Val Arg Thr Ile Thr Thr Gly Ser Pro Ile Thr Tyr Ser Thr Tyr Gly  
 260 265 270  
 Lys Phe Leu Ala Asp Gly Gly Cys Ser Gly Gly Ala Tyr Asp Ile Ile  
 275 280 285

Ile Cys Asp Glu Cys His Ser Thr Asp Ala Thr Ser Ile Leu Gly Ile  
 290 295 300  
 Gly Thr Val Leu Asp Gln Ala Glu Thr Ala Gly Ala Arg Leu Thr Val  
 305 310 315 320  
 Leu Ala Thr Ala Thr Pro Pro Gly Ser Val Thr Val Pro His Pro Asn  
 325 330 335  
 Ile Glu Glu Val Ala Leu Ser Thr Thr Gly Glu Ile Pro Phe Tyr Gly  
 340 345 350  
 Lys Ala Ile Pro Leu Glu Ala Ile Lys Gly Gly Arg His Leu Ile Phe  
 355 360 365  
 Cys His Ser Lys Lys Lys Cys Asp Glu Leu Ala Ala Lys Leu Val Ala  
 370 375 380  
 Leu Gly Val Asn Ala Val Ala Tyr Tyr Arg Gly Leu Asp Val Ser Val  
 385 390 395 400  
 Ile Pro Thr Ser Gly Asp Val Val Val Val Ala Thr Asp Ala Leu Met  
 405 410 415  
 Thr Gly Phe Thr Gly Asp Phe Asp Ser Val Ile Asp Cys Asn Thr Cys  
 420 425 430  
 Val Thr Gln Thr Val Asp Phe Ser Leu Asp Pro Thr Phe Thr Ile Glu  
 435 440 445  
 Thr Ile Thr Leu Pro Gln Asp Ala Val Ser Arg Thr Gln Arg Arg Gly  
 450 455 460  
 Arg Thr Gly Arg Gly Lys Pro Gly Ile Tyr Arg Phe Val Ala Pro Gly  
 465 470 475 480  
 Glu Arg Pro Ser Gly Met Phe Asp Ser Ser Val Leu Cys Glu Cys Tyr  
 485 490 495  
 Asp Ala Gly Cys Ala Trp Tyr Glu Leu Thr Pro Ala Glu Thr Thr Val  
 500 505 510  
 Arg Leu Arg Ala Tyr Met Asn Thr Pro Gly Leu Pro Val Cys Gln Asp  
 515 520 525  
 His Leu Glu Phe Trp Glu Gly Val Phe Thr Gly Leu Thr His Ile Asp  
 530 535 540  
 Ala His Phe Leu Ser Gln Thr Lys Gln Ser Gly Glu Asn Leu Pro Tyr  
 545 550 555 560  
 Leu Val Ala Tyr Gln Ala Thr Val Cys Ala Arg Ala Gln Ala Pro Pro  
 565 570 575  
 Pro Ser Trp Asp Gln Met Trp Lys Cys Leu Ile Arg Leu Lys Pro Thr  
 580 585 590  
 Leu His Gly Pro Thr Pro Leu Leu Tyr Arg Leu Gly Ala Val Gln Asn  
 595 600 605  
 Glu Val Thr Leu Thr His Pro Val Thr Lys Tyr Ile Met Thr Cys Met  
 610 615 620  
 Ser Ala Asp Leu Glu Val Val Thr Pro Thr Trp Val Leu Val Gly Gly  
 625 630 635 640  
 Val Leu Ala Ala Leu Ala Ala Tyr Cys Leu Ser Thr Gly Cys Val Val  
 645 650 655  
 Ile Val Gly Arg Ile Val Leu Ser Gly Lys Pro Ala Ile Ile Pro Asp  
 660 665 670  
 Arg Glu Val Leu Tyr Arg Glu Phe Asp Glu Met Glu Glu Cys  
 675 680 685

<210> 6  
 <211> 686  
 <212> PRT  
 <213> Artificial Sequence

<220>

<223> Mutant Hepatitis C virus NS3/4A

<400> 6

Met Ala Pro Ile Thr Ala Tyr Ala Gln Gln Thr Arg Gly Leu Leu Gly  
 1 5 10 15  
 Cys Ile Ile Thr Ser Leu Thr Gly Arg Asp Lys Asn Gln Val Glu Gly  
 20 25 30  
 Glu Val Gln Ile Val Ser Thr Ala Ala Gln Thr Phe Leu Ala Thr Cys  
 35 40 45  
 Ile Asn Gly Val Cys Trp Thr Val Tyr His Gly Ala Gly Thr Arg Thr  
 50 55 60  
 Ile Ala Ser Pro Lys Gly Pro Val Ile Gln Met Tyr Thr Asn Val Asp  
 65 70 75 80  
 Gln Asp Leu Val Gly Trp Pro Ala Pro Gln Gly Ala Arg Ser Leu Thr  
 85 90 95  
 Pro Cys Thr Cys Gly Ser Ser Asp Leu Tyr Leu Val Thr Arg His Ala  
 100 105 110  
 Asp Val Ile Pro Val Arg Arg Arg Gly Asp Gly Arg Gly Ser Leu Leu  
 115 120 125  
 Ser Pro Arg Pro Ile Ser Tyr Leu Lys Gly Ser Ser Gly Gly Pro Leu  
 130 135 140  
 Leu Cys Pro Ala Gly His Ala Val Gly Ile Phe Arg Ala Ala Val Cys  
 145 150 155 160  
 Thr Arg Gly Val Ala Lys Ala Val Asp Phe Ile Pro Val Glu Ser Leu  
 165 170 175  
 Glu Thr Thr Met Arg Ser Pro Val Phe Ser Asp Asn Ser Ser Pro Pro  
 180 185 190  
 Ala Val Pro Gln Ser Tyr Gln Val Ala His Leu His Ala Pro Thr Gly  
 195 200 205  
 Ser Gly Lys Ser Thr Lys Val Pro Ala Ala Tyr Ala Ala Gln Gly Tyr  
 210 215 220  
 Lys Val Leu Val Leu Asn Pro Ser Val Ala Ala Thr Met Gly Phe Gly  
 225 230 235 240  
 Ala Tyr Met Ser Lys Ala His Gly Ile Asp Pro Asn Ile Arg Thr Gly  
 245 250 255  
 Val Arg Thr Ile Thr Thr Gly Ser Pro Ile Thr Tyr Ser Thr Tyr Gly  
 260 265 270  
 Lys Phe Leu Ala Asp Gly Gly Cys Ser Gly Gly Ala Tyr Asp Ile Ile  
 275 280 285  
 Ile Cys Asp Glu Cys His Ser Thr Asp Ala Thr Ser Ile Leu Gly Ile  
 290 295 300  
 Gly Thr Val Leu Asp Gln Ala Glu Thr Ala Gly Ala Arg Leu Thr Val  
 305 310 315 320  
 Leu Ala Thr Ala Thr Pro Pro Gly Ser Val Thr Val Pro His Pro Asn  
 325 330 335  
 Ile Glu Glu Val Ala Leu Ser Thr Thr Gly Glu Ile Pro Phe Tyr Gly  
 340 345 350  
 Lys Ala Ile Pro Leu Glu Ala Ile Lys Gly Gly Arg His Leu Ile Phe  
 355 360 365  
 Cys His Ser Lys Lys Lys Cys Asp Glu Leu Ala Ala Lys Leu Val Ala  
 370 375 380  
 Leu Gly Val Asn Ala Val Ala Tyr Tyr Arg Gly Leu Asp Val Ser Val  
 385 390 395 400  
 Ile Pro Thr Ser Gly Asp Val Val Val Val Ala Thr Asp Ala Leu Met  
 405 410 415  
 Thr Gly Phe Thr Gly Asp Phe Asp Ser Val Ile Asp Cys Asn Thr Cys

420 425 430  
 Val Thr Gln Thr Val Asp Phe Ser Leu Asp Pro Thr Phe Thr Ile Glu  
 435 440 445  
 Thr Ile Thr Leu Pro Gln Asp Ala Val Ser Arg Thr Gln Arg Arg Gly  
 450 455 460  
 Arg Thr Gly Arg Gly Lys Pro Gly Ile Tyr Arg Phe Val Ala Pro Gly  
 465 470 475 480  
 Glu Arg Pro Ser Gly Met Phe Asp Ser Ser Val Leu Cys Glu Cys Tyr  
 485 490 495  
 Asp Ala Gly Cys Ala Trp Tyr Glu Leu Thr Pro Ala Glu Thr Thr Val  
 500 505 510  
 Arg Leu Arg Ala Tyr Met Asn Thr Pro Gly Leu Pro Val Cys Gln Asp  
 515 520 525  
 His Leu Glu Phe Trp Glu Gly Val Phe Thr Gly Leu Thr His Ile Asp  
 530 535 540  
 Ala His Phe Leu Ser Gln Thr Lys Gln Ser Gly Glu Asn Leu Pro Tyr  
 545 550 555 560  
 Leu Val Ala Tyr Gln Ala Thr Val Cys Ala Arg Ala Gln Ala Pro Pro  
 565 570 575  
 Pro Ser Trp Asp Gln Met Trp Lys Cys Leu Ile Arg Leu Lys Pro Thr  
 580 585 590  
 Leu His Gly Pro Thr Pro Leu Leu Tyr Arg Leu Gly Ala Val Gln Asn  
 595 600 605  
 Glu Val Thr Leu Thr His Pro Val Thr Lys Tyr Ile Met Thr Cys Met  
 610 615 620  
 Ser Ala Asp Leu Glu Val Val Arg Pro Thr Trp Val Leu Val Gly Gly  
 625 630 635 640  
 Val Leu Ala Ala Leu Ala Ala Tyr Cys Leu Ser Thr Gly Cys Val Val  
 645 650 655  
 Ile Val Gly Arg Ile Val Leu Ser Gly Lys Pro Ala Ile Ile Pro Asp  
 660 665 670  
 Arg Glu Val Leu Tyr Arg Glu Phe Asp Glu Met Glu Glu Cys  
 675 680 685

<210> 7  
 <211> 686  
 <212> PRT  
 <213> Artificial Sequence

<220>  
 <223> Mutant Hepatitis C virus NS3/4A

<400> 7  
 Met Ala Pro Ile Thr Ala Tyr Ala Gln Gln Thr Arg Gly Leu Leu Gly  
 1 5 10 15  
 Cys Ile Ile Thr Ser Leu Thr Gly Arg Asp Lys Asn Gln Val Glu Gly  
 20 25 30  
 Glu Val Gln Ile Val Ser Thr Ala Ala Gln Thr Phe Leu Ala Thr Cys  
 35 40 45  
 Ile Asn Gly Val Cys Trp Thr Val Tyr His Gly Ala Gly Thr Arg Thr  
 50 55 60  
 Ile Ala Ser Pro Lys Gly Pro Val Ile Gln Met Tyr Thr Asn Val Asp  
 65 70 75 80  
 Gln Asp Leu Val Gly Trp Pro Ala Pro Gln Gly Ala Arg Ser Leu Thr  
 85 90 95  
 Pro Cys Thr Cys Gly Ser Ser Asp Leu Tyr Leu Val Thr Arg His Ala

			100					105					110			
Asp	Val	Ile	Pro	Val	Arg	Arg	Arg	Gly	Asp	Gly	Arg	Gly	Ser	Leu	Leu	
		115					120					125				
Ser	Pro	Arg	Pro	Ile	Ser	Tyr	Leu	Lys	Gly	Ser	Ser	Gly	Gly	Pro	Leu	
		130				135					140					
Leu	Cys	Pro	Ala	Gly	His	Ala	Val	Gly	Ile	Phe	Arg	Ala	Ala	Val	Cys	
145				150						155					160	
Thr	Arg	Gly	Val	Ala	Lys	Ala	Val	Asp	Phe	Ile	Pro	Val	Glu	Ser	Leu	
				165					170					175		
Glu	Thr	Thr	Met	Arg	Ser	Pro	Val	Phe	Ser	Asp	Asn	Ser	Ser	Pro	Pro	
			180					185					190			
Ala	Val	Pro	Gln	Ser	Tyr	Gln	Val	Ala	His	Leu	His	Ala	Pro	Thr	Gly	
		195					200					205				
Ser	Gly	Lys	Ser	Thr	Lys	Val	Pro	Ala	Ala	Tyr	Ala	Ala	Gln	Gly	Tyr	
		210				215					220					
Lys	Val	Leu	Val	Leu	Asn	Pro	Ser	Val	Ala	Ala	Thr	Met	Gly	Phe	Gly	
225					230					235					240	
Ala	Tyr	Met	Ser	Lys	Ala	His	Gly	Ile	Asp	Pro	Asn	Ile	Arg	Thr	Gly	
				245					250					255		
Val	Arg	Thr	Ile	Thr	Thr	Gly	Ser	Pro	Ile	Thr	Tyr	Ser	Thr	Tyr	Gly	
			260					265						270		
Lys	Phe	Leu	Ala	Asp	Gly	Gly	Cys	Ser	Gly	Gly	Ala	Tyr	Asp	Ile	Ile	
		275					280					285				
Ile	Cys	Asp	Glu	Cys	His	Ser	Thr	Asp	Ala	Thr	Ser	Ile	Leu	Gly	Ile	
		290				295					300					
Gly	Thr	Val	Leu	Asp	Gln	Ala	Glu	Thr	Ala	Gly	Ala	Arg	Leu	Thr	Val	
305					310					315					320	
Leu	Ala	Thr	Ala	Thr	Pro	Pro	Gly	Ser	Val	Thr	Val	Pro	His	Pro	Asn	
				325					330					335		
Ile	Glu	Glu	Val	Ala	Leu	Ser	Thr	Thr	Gly	Glu	Ile	Pro	Phe	Tyr	Gly	
			340					345						350		
Lys	Ala	Ile	Pro	Leu	Glu	Ala	Ile	Lys	Gly	Gly	Arg	His	Leu	Ile	Phe	
		355					360					365				
Cys	His	Ser	Lys	Lys	Lys	Cys	Asp	Glu	Leu	Ala	Ala	Lys	Leu	Val	Ala	
		370				375					380					
Leu	Gly	Val	Asn	Ala	Val	Ala	Tyr	Tyr	Arg	Gly	Leu	Asp	Val	Ser	Val	
385					390					395					400	
Ile	Pro	Thr	Ser	Gly	Asp	Val	Val	Val	Val	Ala	Thr	Asp	Ala	Leu	Met	
				405					410					415		
Thr	Gly	Phe	Thr	Gly	Asp	Phe	Asp	Ser	Val	Ile	Asp	Cys	Asn	Thr	Cys	
		420					425						430			
Val	Thr	Gln	Thr	Val	Asp	Phe	Ser	Leu	Asp	Pro	Thr	Phe	Thr	Ile	Glu	
		435					440					445				
Thr	Ile	Thr	Leu	Pro	Gln	Asp	Ala	Val	Ser	Arg	Thr	Gln	Arg	Arg	Gly	
		450				455					460					
Arg	Thr	Gly	Arg	Gly	Lys	Pro	Gly	Ile	Tyr	Arg	Phe	Val	Ala	Pro	Gly	
465					470					475					480	
Glu	Arg	Pro	Ser	Gly	Met	Phe	Asp	Ser	Ser	Val	Leu	Cys	Glu	Cys	Tyr	
				485					490					495		
Asp	Ala	Gly	Cys	Ala	Trp	Tyr	Glu	Leu	Thr	Pro	Ala	Glu	Thr	Thr	Val	
			500					505						510		
Arg	Leu	Arg	Ala	Tyr	Met	Asn	Thr	Pro	Gly	Leu	Pro	Val	Cys	Gln	Asp	
		515					520						525			
His	Leu	Glu	Phe	Trp	Glu	Gly	Val	Phe	Thr	Gly	Leu	Thr	His	Ile	Asp	
		530				535					540					
Ala	His	Phe	Leu	Ser	Gln	Thr	Lys	Gln	Ser	Gly	Glu	Asn	Leu	Pro	Tyr	
545					550					555					560	

Leu Val Ala Tyr Gln Ala Thr Val Cys Ala Arg Ala Gln Ala Pro Pro  
 565 570 575  
 Pro Ser Trp Asp Gln Met Trp Lys Cys Leu Ile Arg Leu Lys Pro Thr  
 580 585 590  
 Leu His Gly Pro Thr Pro Leu Leu Tyr Arg Leu Gly Ala Val Gln Asn  
 595 600 605  
 Glu Val Thr Leu Thr His Pro Val Thr Lys Tyr Ile Met Thr Cys Met  
 610 615 620  
 Ser Ala Asp Leu Glu Val Val Arg Pro Ala Trp Val Leu Val Gly Gly  
 625 630 635 640  
 Val Leu Ala Ala Leu Ala Ala Tyr Cys Leu Ser Thr Gly Cys Val Val  
 645 650 655  
 Ile Val Gly Arg Ile Val Leu Ser Gly Lys Pro Ala Ile Ile Pro Asp  
 660 665 670  
 Arg Glu Val Leu Tyr Arg Glu Phe Asp Glu Met Glu Glu Cys  
 675 680 685

<210> 8  
 <211> 686  
 <212> PRT  
 <213> Artificial Sequence  
  
 <220>  
 <223> Mutant Hepatitis C virus NS3/4A

<400> 8  
 Met Ala Pro Ile Thr Ala Tyr Ala Gln Gln Thr Arg Gly Leu Leu Gly  
 1 5 10 15  
 Cys Ile Ile Thr Ser Leu Thr Gly Arg Asp Lys Asn Gln Val Glu Gly  
 20 25 30  
 Glu Val Gln Ile Val Ser Thr Ala Ala Gln Thr Phe Leu Ala Thr Cys  
 35 40 45  
 Ile Asn Gly Val Cys Trp Thr Val Tyr His Gly Ala Gly Thr Arg Thr  
 50 55 60  
 Ile Ala Ser Pro Lys Gly Pro Val Ile Gln Met Tyr Thr Asn Val Asp  
 65 70 75 80  
 Gln Asp Leu Val Gly Trp Pro Ala Pro Gln Gly Ala Arg Ser Leu Thr  
 85 90 95  
 Pro Cys Thr Cys Gly Ser Ser Asp Leu Tyr Leu Val Thr Arg His Ala  
 100 105 110  
 Asp Val Ile Pro Val Arg Arg Arg Gly Asp Gly Arg Gly Ser Leu Leu  
 115 120 125  
 Ser Pro Arg Pro Ile Ser Tyr Leu Lys Gly Ser Ser Gly Gly Pro Leu  
 130 135 140  
 Leu Cys Pro Ala Gly His Ala Val Gly Ile Phe Arg Ala Ala Val Cys  
 145 150 155 160  
 Thr Arg Gly Val Ala Lys Ala Val Asp Phe Ile Pro Val Glu Ser Leu  
 165 170 175  
 Glu Thr Thr Met Arg Ser Pro Val Phe Ser Asp Asn Ser Ser Pro Pro  
 180 185 190  
 Ala Val Pro Gln Ser Tyr Gln Val Ala His Leu His Ala Pro Thr Gly  
 195 200 205  
 Ser Gly Lys Ser Thr Lys Val Pro Ala Ala Tyr Ala Ala Gln Gly Tyr  
 210 215 220  
 Lys Val Leu Val Leu Asn Pro Ser Val Ala Ala Thr Met Gly Phe Gly  
 225 230 235 240

Ala Tyr Met Ser Lys Ala His Gly Ile Asp Pro Asn Ile Arg Thr Gly  
 245 250 255  
 Val Arg Thr Ile Thr Thr Gly Ser Pro Ile Thr Tyr Ser Thr Tyr Gly  
 260 265 270  
 Lys Phe Leu Ala Asp Gly Gly Cys Ser Gly Gly Ala Tyr Asp Ile Ile  
 275 280 285  
 Ile Cys Asp Glu Cys His Ser Thr Asp Ala Thr Ser Ile Leu Gly Ile  
 290 295 300  
 Gly Thr Val Leu Asp Gln Ala Glu Thr Ala Gly Ala Arg Leu Thr Val  
 305 310 315 320  
 Leu Ala Thr Ala Thr Pro Pro Gly Ser Val Thr Val Pro His Pro Asn  
 325 330 335  
 Ile Glu Glu Val Ala Leu Ser Thr Thr Gly Glu Ile Pro Phe Tyr Gly  
 340 345 350  
 Lys Ala Ile Pro Leu Glu Ala Ile Lys Gly Gly Arg His Leu Ile Phe  
 355 360 365  
 Cys His Ser Lys Lys Lys Cys Asp Glu Leu Ala Ala Lys Leu Val Ala  
 370 375 380  
 Leu Gly Val Asn Ala Val Ala Tyr Tyr Arg Gly Leu Asp Val Ser Val  
 385 390 395 400  
 Ile Pro Thr Ser Gly Asp Val Val Val Val Ala Thr Asp Ala Leu Met  
 405 410 415  
 Thr Gly Phe Thr Gly Asp Phe Asp Ser Val Ile Asp Cys Asn Thr Cys  
 420 425 430  
 Val Thr Gln Thr Val Asp Phe Ser Leu Asp Pro Thr Phe Thr Ile Glu  
 435 440 445  
 Thr Ile Thr Leu Pro Gln Asp Ala Val Ser Arg Thr Gln Arg Arg Gly  
 450 455 460  
 Arg Thr Gly Arg Gly Lys Pro Gly Ile Tyr Arg Phe Val Ala Pro Gly  
 465 470 475 480  
 Glu Arg Pro Ser Gly Met Phe Asp Ser Ser Val Leu Cys Glu Cys Tyr  
 485 490 495  
 Asp Ala Gly Cys Ala Trp Tyr Glu Leu Thr Pro Ala Glu Thr Thr Val  
 500 505 510  
 Arg Leu Arg Ala Tyr Met Asn Thr Pro Gly Leu Pro Val Cys Gln Asp  
 515 520 525  
 His Leu Glu Phe Trp Glu Gly Val Phe Thr Gly Leu Thr His Ile Asp  
 530 535 540  
 Ala His Phe Leu Ser Gln Thr Lys Gln Ser Gly Glu Asn Leu Pro Tyr  
 545 550 555 560  
 Leu Val Ala Tyr Gln Ala Thr Val Cys Ala Arg Ala Gln Ala Pro Pro  
 565 570 575  
 Pro Ser Trp Asp Gln Met Trp Lys Cys Leu Ile Arg Leu Lys Pro Thr  
 580 585 590  
 Leu His Gly Pro Thr Pro Leu Leu Tyr Arg Leu Gly Ala Val Gln Asn  
 595 600 605  
 Glu Val Thr Leu Thr His Pro Val Thr Lys Tyr Ile Met Thr Cys Met  
 610 615 620  
 Ser Ala Asp Leu Glu Val Val Cys Ser Thr Trp Val Leu Val Gly Gly  
 625 630 635 640  
 Val Leu Ala Ala Leu Ala Ala Tyr Cys Leu Ser Thr Gly Cys Val Val  
 645 650 655  
 Ile Val Gly Arg Ile Val Leu Ser Gly Lys Pro Ala Ile Ile Pro Asp  
 660 665 670  
 Arg Glu Val Leu Tyr Arg Glu Phe Asp Glu Met Glu Glu Cys  
 675 680 685

<210> 9  
 <211> 686  
 <212> PRT  
 <213> Artificial Sequence

<220>  
 <223> Mutant Hepatitis C virus NS3/4A

<400> 9

```

Met Ala Pro Ile Thr Ala Tyr Ala Gln Gln Thr Arg Gly Leu Leu Gly
 1           5           10           15
Cys Ile Ile Thr Ser Leu Thr Gly Arg Asp Lys Asn Gln Val Glu Gly
 20           25           30
Glu Val Gln Ile Val Ser Thr Ala Ala Gln Thr Phe Leu Ala Thr Cys
 35           40           45
Ile Asn Gly Val Cys Trp Thr Val Tyr His Gly Ala Gly Thr Arg Thr
 50           55           60
Ile Ala Ser Pro Lys Gly Pro Val Ile Gln Met Tyr Thr Asn Val Asp
 65           70           75           80
Gln Asp Leu Val Gly Trp Pro Ala Pro Gln Gly Ala Arg Ser Leu Thr
 85           90           95
Pro Cys Thr Cys Gly Ser Ser Asp Leu Tyr Leu Val Thr Arg His Ala
 100          105          110
Asp Val Ile Pro Val Arg Arg Arg Gly Asp Gly Arg Gly Ser Leu Leu
 115          120          125
Ser Pro Arg Pro Ile Ser Tyr Leu Lys Gly Ser Ser Gly Gly Pro Leu
 130          135          140
Leu Cys Pro Ala Gly His Ala Val Gly Ile Phe Arg Ala Ala Val Cys
 145          150          155          160
Thr Arg Gly Val Ala Lys Ala Val Asp Phe Ile Pro Val Glu Ser Leu
 165          170          175
Glu Thr Thr Met Arg Ser Pro Val Phe Ser Asp Asn Ser Ser Pro Pro
 180          185          190
Ala Val Pro Gln Ser Tyr Gln Val Ala His Leu His Ala Pro Thr Gly
 195          200          205
Ser Gly Lys Ser Thr Lys Val Pro Ala Ala Tyr Ala Ala Gln Gly Tyr
 210          215          220
Lys Val Leu Val Leu Asn Pro Ser Val Ala Ala Thr Met Gly Phe Gly
 225          230          235          240
Ala Tyr Met Ser Lys Ala His Gly Ile Asp Pro Asn Ile Arg Thr Gly
 245          250          255
Val Arg Thr Ile Thr Thr Gly Ser Pro Ile Thr Tyr Ser Thr Tyr Gly
 260          265          270
Lys Phe Leu Ala Asp Gly Gly Cys Ser Gly Gly Ala Tyr Asp Ile Ile
 275          280          285
Ile Cys Asp Glu Cys His Ser Thr Asp Ala Thr Ser Ile Leu Gly Ile
 290          295          300
Gly Thr Val Leu Asp Gln Ala Glu Thr Ala Gly Ala Arg Leu Thr Val
 305          310          315          320
Leu Ala Thr Ala Thr Pro Pro Gly Ser Val Thr Val Pro His Pro Asn
 325          330          335
Ile Glu Glu Val Ala Leu Ser Thr Thr Gly Glu Ile Pro Phe Tyr Gly
 340          345          350
Lys Ala Ile Pro Leu Glu Ala Ile Lys Gly Gly Arg His Leu Ile Phe
 355          360          365
Cys His Ser Lys Lys Lys Cys Asp Glu Leu Ala Ala Lys Leu Val Ala
    
```



370 375 380  
 Leu Gly Val Asn Ala Val Ala Tyr Tyr Arg Gly Leu Asp Val Ser Val  
 385 390 395 400  
 Ile Pro Thr Ser Gly Asp Val Val Val Val Ala Thr Asp Ala Leu Met  
 405 410 415  
 Thr Gly Phe Thr Gly Asp Phe Asp Ser Val Ile Asp Cys Asn Thr Cys  
 420 425 430  
 Val Thr Gln Thr Val Asp Phe Ser Leu Asp Pro Thr Phe Thr Ile Glu  
 435 440 445  
 Thr Ile Thr Leu Pro Gln Asp Ala Val Ser Arg Thr Gln Arg Arg Gly  
 450 455 460  
 Arg Thr Gly Arg Gly Lys Pro Gly Ile Tyr Arg Phe Val Ala Pro Gly  
 465 470 475 480  
 Glu Arg Pro Ser Gly Met Phe Asp Ser Ser Val Leu Cys Glu Cys Tyr  
 485 490 495  
 Asp Ala Gly Cys Ala Trp Tyr Glu Leu Thr Pro Ala Glu Thr Thr Val  
 500 505 510  
 Arg Leu Arg Ala Tyr Met Asn Thr Pro Gly Leu Pro Val Cys Gln Asp  
 515 520 525  
 His Leu Glu Phe Trp Glu Gly Val Phe Thr Gly Leu Thr His Ile Asp  
 530 535 540  
 Ala His Phe Leu Ser Gln Thr Lys Gln Ser Gly Glu Asn Leu Pro Tyr  
 545 550 555 560  
 Leu Val Ala Tyr Gln Ala Thr Val Cys Ala Arg Ala Gln Ala Pro Pro  
 565 570 575  
 Pro Ser Trp Asp Gln Met Trp Lys Cys Leu Ile Arg Leu Lys Pro Thr  
 580 585 590  
 Leu His Gly Pro Thr Pro Leu Leu Tyr Arg Leu Gly Ala Val Gln Asn  
 595 600 605  
 Glu Val Thr Leu Thr His Pro Val Thr Lys Tyr Ile Met Thr Cys Met  
 610 615 620  
 Ser Ala Asp Leu Glu Val Cys Cys Ser Thr Trp Val Leu Val Gly Gly  
 625 630 635 640  
 Val Leu Ala Ala Leu Ala Ala Tyr Cys Leu Ser Thr Gly Cys Val Val  
 645 650 655  
 Ile Val Gly Arg Ile Val Leu Ser Gly Lys Pro Ala Ile Ile Pro Asp  
 660 665 670  
 Arg Glu Val Leu Tyr Arg Glu Phe Asp Glu Met Glu Glu Cys  
 675 680 685

<210> 10

<211> 686

<212> PRT

<213> Artificial Sequence

<220>

<223> Mutant Hepatitis C virus NS3/4A

<400> 10

Met Ala Pro Ile Thr Ala Tyr Ala Gln Gln Thr Arg Gly Leu Leu Gly  
 1 5 10 15  
 Cys Ile Ile Thr Ser Leu Thr Gly Arg Asp Lys Asn Gln Val Glu Gly  
 20 25 30  
 Glu Val Gln Ile Val Ser Thr Ala Ala Gln Thr Phe Leu Ala Thr Cys  
 35 40 45  
 Ile Asn Gly Val Cys Trp Thr Val Tyr His Gly Ala Gly Thr Arg Thr

50  
 Ile Ala Ser Pro Lys Gly 55  
 65 70 Pro Val Ile Gln Met Tyr Thr Asn Val Asp  
 Gln Asp Leu Val Gly Trp Pro Ala Pro Gln Gly Ala Arg Ser Leu Thr  
 85 90 95  
 Pro Cys Thr Cys Gly Ser Ser Asp Leu Tyr Leu Val Thr Arg His Ala  
 100 105 110  
 Asp Val Ile Pro Val Arg Arg Arg Gly Asp Gly Arg Gly Ser Leu Leu  
 115 120 125  
 Ser Pro Arg Pro Ile Ser Tyr Leu Lys Gly Ser Ser Gly Gly Pro Leu  
 130 135 140  
 Leu Cys Pro Ala Gly His Ala Val Gly Ile Phe Arg Ala Ala Val Cys  
 145 150 155 160  
 Thr Arg Gly Val Ala Lys Ala Val Asp Phe Ile Pro Val Glu Ser Leu  
 165 170 175  
 Glu Thr Thr Met Arg Ser Pro Val Phe Ser Asp Asn Ser Ser Pro Pro  
 180 185 190  
 Ala Val Pro Gln Ser Tyr Gln Val Ala His Leu His Ala Pro Thr Gly  
 195 200 205  
 Ser Gly Lys Ser Thr Lys Val Pro Ala Ala Tyr Ala Ala Gln Gly Tyr  
 210 215 220  
 Lys Val Leu Val Leu Asn Pro Ser Val Ala Ala Thr Met Gly Phe Gly  
 225 230 235 240  
 Ala Tyr Met Ser Lys Ala His Gly Ile Asp Pro Asn Ile Arg Thr Gly  
 245 250 255  
 Val Arg Thr Ile Thr Thr Gly Ser Pro Ile Thr Tyr Ser Thr Tyr Gly  
 260 265 270  
 Lys Phe Leu Ala Asp Gly Gly Cys Ser Gly Gly Ala Tyr Asp Ile Ile  
 275 280 285  
 Ile Cys Asp Glu Cys His Ser Thr Asp Ala Thr Ser Ile Leu Gly Ile  
 290 295 300  
 Gly Thr Val Leu Asp Gln Ala Glu Thr Ala Gly Ala Arg Leu Thr Val  
 305 310 315 320  
 Leu Ala Thr Ala Thr Pro Pro Gly Ser Val Thr Val Pro His Pro Asn  
 325 330 335  
 Ile Glu Glu Val Ala Leu Ser Thr Thr Gly Glu Ile Pro Phe Tyr Gly  
 340 345 350  
 Lys Ala Ile Pro Leu Glu Ala Ile Lys Gly Gly Arg His Leu Ile Phe  
 355 360 365  
 Cys His Ser Lys Lys Lys Cys Asp Glu Leu Ala Ala Lys Leu Val Ala  
 370 375 380  
 Leu Gly Val Asn Ala Val Ala Tyr Tyr Arg Gly Leu Asp Val Ser Val  
 385 390 395 400  
 Ile Pro Thr Ser Gly Asp Val Val Val Val Ala Thr Asp Ala Leu Met  
 405 410 415  
 Thr Gly Phe Thr Gly Asp Phe Asp Ser Val Ile Asp Cys Asn Thr Cys  
 420 425 430  
 Val Thr Gln Thr Val Asp Phe Ser Leu Asp Pro Thr Phe Thr Ile Glu  
 435 440 445  
 Thr Ile Thr Leu Pro Gln Asp Ala Val Ser Arg Thr Gln Arg Arg Gly  
 450 455 460  
 Arg Thr Gly Arg Gly Lys Pro Gly Ile Tyr Arg Phe Val Ala Pro Gly  
 465 470 475 480  
 Glu Arg Pro Ser Gly Met Phe Asp Ser Ser Val Leu Cys Glu Cys Tyr  
 485 490 495  
 Asp Ala Gly Cys Ala Trp Tyr Glu Leu Thr Pro Ala Glu Thr Thr Val  
 500 505 510

Arg Leu Arg Ala Tyr Met Asn Thr Pro Gly Leu Pro Val Cys Gln Asp  
 515 520 525  
 His Leu Glu Phe Trp Glu Gly Val Phe Thr Gly Leu Thr His Ile Asp  
 530 535 540  
 Ala His Phe Leu Ser Gln Thr Lys Gln Ser Gly Glu Asn Leu Pro Tyr  
 545 550 555 560  
 Leu Val Ala Tyr Gln Ala Thr Val Cys Ala Arg Ala Gln Ala Pro Pro  
 565 570 575  
 Pro Ser Trp Asp Gln Met Trp Lys Cys Leu Ile Arg Leu Lys Pro Thr  
 580 585 590  
 Leu His Gly Pro Thr Pro Leu Leu Tyr Arg Leu Gly Ala Val Gln Asn  
 595 600 605  
 Glu Val Thr Leu Thr His Pro Val Thr Lys Tyr Ile Met Thr Cys Met  
 610 615 620  
 Ser Ala Asp Leu Glu Val Ser Ser Ser Thr Trp Val Leu Val Gly Gly  
 625 630 635 640  
 Val Leu Ala Ala Leu Ala Ala Tyr Cys Leu Ser Thr Gly Cys Val Val  
 645 650 655  
 Ile Val Gly Arg Ile Val Leu Ser Gly Lys Pro Ala Ile Ile Pro Asp  
 660 665 670  
 Arg Glu Val Leu Tyr Arg Glu Phe Asp Glu Met Glu Glu Cys  
 675 680 685

<210> 11  
 <211> 686  
 <212> PRT  
 <213> Artificial Sequence  
  
 <220>  
 <223> Mutant Hepatitis C virus NS3/4A

<400> 11  
 Met Ala Pro Ile Thr Ala Tyr Ala Gln Gln Thr Arg Gly Leu Leu Gly  
 1 5 10 15  
 Cys Ile Ile Thr Ser Leu Thr Gly Arg Asp Lys Asn Gln Val Glu Gly  
 20 25 30  
 Glu Val Gln Ile Val Ser Thr Ala Ala Gln Thr Phe Leu Ala Thr Cys  
 35 40 45  
 Ile Asn Gly Val Cys Trp Thr Val Tyr His Gly Ala Gly Thr Arg Thr  
 50 55 60  
 Ile Ala Ser Pro Lys Gly Pro Val Ile Gln Met Tyr Thr Asn Val Asp  
 65 70 75 80  
 Gln Asp Leu Val Gly Trp Pro Ala Pro Gln Gly Ala Arg Ser Leu Thr  
 85 90 95  
 Pro Cys Thr Cys Gly Ser Ser Asp Leu Tyr Leu Val Thr Arg His Ala  
 100 105 110  
 Asp Val Ile Pro Val Arg Arg Arg Gly Asp Gly Arg Gly Ser Leu Leu  
 115 120 125  
 Ser Pro Arg Pro Ile Ser Tyr Leu Lys Gly Ser Ser Gly Gly Pro Leu  
 130 135 140  
 Leu Cys Pro Ala Gly His Ala Val Gly Ile Phe Arg Ala Ala Val Cys  
 145 150 155 160  
 Thr Arg Gly Val Ala Lys Ala Val Asp Phe Ile Pro Val Glu Ser Leu  
 165 170 175  
 Glu Thr Thr Met Arg Ser Pro Val Phe Ser Asp Asn Ser Ser Pro Pro  
 180 185 190

Ala Val Pro Gln Ser Tyr Gln Val Ala His Leu His Ala Pro Thr Gly  
 195 200 205  
 Ser Gly Lys Ser Thr Lys Val Pro Ala Ala Tyr Ala Ala Gln Gly Tyr  
 210 215 220  
 Lys Val Leu Val Leu Asn Pro Ser Val Ala Ala Thr Met Gly Phe Gly  
 225 230 235 240  
 Ala Tyr Met Ser Lys Ala His Gly Ile Asp Pro Asn Ile Arg Thr Gly  
 245 250 255  
 Val Arg Thr Ile Thr Thr Gly Ser Pro Ile Thr Tyr Ser Thr Tyr Gly  
 260 265 270  
 Lys Phe Leu Ala Asp Gly Gly Cys Ser Gly Gly Ala Tyr Asp Ile Ile  
 275 280 285  
 Ile Cys Asp Glu Cys His Ser Thr Asp Ala Thr Ser Ile Leu Gly Ile  
 290 295 300  
 Gly Thr Val Leu Asp Gln Ala Glu Thr Ala Gly Ala Arg Leu Thr Val  
 305 310 315 320  
 Leu Ala Thr Ala Thr Pro Pro Gly Ser Val Thr Val Pro His Pro Asn  
 325 330 335  
 Ile Glu Glu Val Ala Leu Ser Thr Thr Gly Glu Ile Pro Phe Tyr Gly  
 340 345 350  
 Lys Ala Ile Pro Leu Glu Ala Ile Lys Gly Gly Arg His Leu Ile Phe  
 355 360 365  
 Cys His Ser Lys Lys Lys Cys Asp Glu Leu Ala Ala Lys Leu Val Ala  
 370 375 380  
 Leu Gly Val Asn Ala Val Ala Tyr Tyr Arg Gly Leu Asp Val Ser Val  
 385 390 395 400  
 Ile Pro Thr Ser Gly Asp Val Val Val Val Ala Thr Asp Ala Leu Met  
 405 410 415  
 Thr Gly Phe Thr Gly Asp Phe Asp Ser Val Ile Asp Cys Asn Thr Cys  
 420 425 430  
 Val Thr Gln Thr Val Asp Phe Ser Leu Asp Pro Thr Phe Thr Ile Glu  
 435 440 445  
 Thr Ile Thr Leu Pro Gln Asp Ala Val Ser Arg Thr Gln Arg Arg Gly  
 450 455 460  
 Arg Thr Gly Arg Gly Lys Pro Gly Ile Tyr Arg Phe Val Ala Pro Gly  
 465 470 475 480  
 Glu Arg Pro Ser Gly Met Phe Asp Ser Ser Val Leu Cys Glu Cys Tyr  
 485 490 495  
 Asp Ala Gly Cys Ala Trp Tyr Glu Leu Thr Pro Ala Glu Thr Thr Val  
 500 505 510  
 Arg Leu Arg Ala Tyr Met Asn Thr Pro Gly Leu Pro Val Cys Gln Asp  
 515 520 525  
 His Leu Glu Phe Trp Glu Gly Val Phe Thr Gly Leu Thr His Ile Asp  
 530 535 540  
 Ala His Phe Leu Ser Gln Thr Lys Gln Ser Gly Glu Asn Leu Pro Tyr  
 545 550 555 560  
 Leu Val Ala Tyr Gln Ala Thr Val Cys Ala Arg Ala Gln Ala Pro Pro  
 565 570 575  
 Pro Ser Trp Asp Gln Met Trp Lys Cys Leu Ile Arg Leu Lys Pro Thr  
 580 585 590  
 Leu His Gly Pro Thr Pro Leu Leu Tyr Arg Leu Gly Ala Val Gln Asn  
 595 600 605  
 Glu Val Thr Leu Thr His Pro Val Thr Lys Tyr Ile Met Thr Cys Met  
 610 615 620  
 Ser Ala Asp Ser Ser Ser Ser Cys Ser Thr Trp Val Leu Val Gly Gly  
 625 630 635 640  
 Val Leu Ala Ala Leu Ala Ala Tyr Cys Leu Ser Thr Gly Cys Val Val

Ile Val Gly Arg Ile Val Leu Ser Gly Lys Pro Ala Ile Ile Pro Asp  
 645 650 655  
 660 665 670  
 Arg Glu Val Leu Tyr Arg Glu Phe Asp Glu Met Glu Glu Cys  
 675 680 685

<210> 12  
 <211> 632  
 <212> PRT  
 <213> Artificial Sequence  
 <220>  
 <223> Hepatitis C virus NS3 peptide

<400> 12  
 Met Ala Pro Ile Thr Ala Tyr Ala Gln Gln Thr Arg Gly Leu Leu Gly  
 1 5 10 15  
 Cys Ile Ile Thr Ser Leu Thr Gly Arg Asp Lys Asn Gln Val Glu Gly  
 20 25 30  
 Glu Val Gln Ile Val Ser Thr Ala Ala Gln Thr Phe Leu Ala Thr Cys  
 35 40 45  
 Ile Asn Gly Val Cys Trp Thr Val Tyr His Gly Ala Gly Thr Arg Thr  
 50 55 60  
 Ile Ala Ser Pro Lys Gly Pro Val Ile Gln Met Tyr Thr Asn Val Asp  
 65 70 75 80  
 Gln Asp Leu Val Gly Trp Pro Ala Pro Gln Gly Ala Arg Ser Leu Thr  
 85 90 95  
 Pro Cys Thr Cys Gly Ser Ser Asp Leu Tyr Leu Val Thr Arg His Ala  
 100 105 110  
 Asp Val Ile Pro Val Arg Arg Arg Gly Asp Gly Arg Gly Ser Leu Leu  
 115 120 125  
 Ser Pro Arg Pro Ile Ser Tyr Leu Lys Gly Ser Ser Gly Gly Pro Leu  
 130 135 140  
 Leu Cys Pro Ala Gly His Ala Val Gly Ile Phe Arg Ala Ala Val Cys  
 145 150 155 160  
 Thr Arg Gly Val Ala Lys Ala Val Asp Phe Ile Pro Val Glu Ser Leu  
 165 170 175  
 Glu Thr Thr Met Arg Ser Pro Val Phe Ser Asp Asn Ser Ser Pro Pro  
 180 185 190  
 Ala Val Pro Gln Ser Tyr Gln Val Ala His Leu His Ala Pro Thr Gly  
 195 200 205  
 Ser Gly Lys Ser Thr Lys Val Pro Ala Ala Tyr Ala Ala Gln Gly Tyr  
 210 215 220  
 Lys Val Leu Val Leu Asn Pro Ser Val Ala Ala Thr Met Gly Phe Gly  
 225 230 235 240  
 Ala Tyr Met Ser Lys Ala His Gly Ile Asp Pro Asn Ile Arg Thr Gly  
 245 250 255  
 Val Arg Thr Ile Thr Thr Gly Ser Pro Ile Thr Tyr Ser Thr Tyr Gly  
 260 265 270  
 Lys Phe Leu Ala Asp Gly Gly Cys Ser Gly Gly Ala Tyr Asp Ile Ile  
 275 280 285  
 Ile Cys Asp Glu Cys His Ser Thr Asp Ala Thr Ser Ile Leu Gly Ile  
 290 295 300  
 Gly Thr Val Leu Asp Gln Ala Glu Thr Ala Gly Ala Arg Leu Thr Val  
 305 310 315 320  
 Leu Ala Thr Ala Thr Pro Pro Gly Ser Val Thr Val Pro His Pro Asn

325 330 335  
 Ile Glu Glu Val Ala Leu Ser Thr Thr Gly Glu Ile Pro Phe Tyr Gly  
 340 345 350  
 Lys Ala Ile Pro Leu Glu Ala Ile Lys Gly Gly Arg His Leu Ile Phe  
 355 360 365  
 Cys His Ser Lys Lys Lys Cys Asp Glu Leu Ala Ala Lys Leu Val Ala  
 370 375 380  
 Leu Gly Val Asn Ala Val Ala Tyr Tyr Arg Gly Leu Asp Val Ser Val  
 385 390 395 400  
 Ile Pro Thr Ser Gly Asp Val Val Val Val Ala Thr Asp Ala Leu Met  
 405 410 415  
 Thr Gly Phe Thr Gly Asp Phe Asp Ser Val Ile Asp Cys Asn Thr Cys  
 420 425 430  
 Val Thr Gln Thr Val Asp Phe Ser Leu Asp Pro Thr Phe Thr Ile Glu  
 435 440 445  
 Thr Ile Thr Leu Pro Gln Asp Ala Val Ser Arg Thr Gln Arg Arg Gly  
 450 455 460  
 Arg Thr Gly Arg Gly Lys Pro Gly Ile Tyr Arg Phe Val Ala Pro Gly  
 465 470 475 480  
 Glu Arg Pro Ser Gly Met Phe Asp Ser Ser Val Leu Cys Glu Cys Tyr  
 485 490 495  
 Asp Ala Gly Cys Ala Trp Tyr Glu Leu Thr Pro Ala Glu Thr Thr Val  
 500 505 510  
 Arg Leu Arg Ala Tyr Met Asn Thr Pro Gly Leu Pro Val Cys Gln Asp  
 515 520 525  
 His Leu Glu Phe Trp Glu Gly Val Phe Thr Gly Leu Thr His Ile Asp  
 530 535 540  
 Ala His Phe Leu Ser Gln Thr Lys Gln Ser Gly Glu Asn Leu Pro Tyr  
 545 550 555 560  
 Leu Val Ala Tyr Gln Ala Thr Val Cys Ala Arg Ala Gln Ala Pro Pro  
 565 570 575  
 Pro Ser Trp Asp Gln Met Trp Lys Cys Leu Ile Arg Leu Lys Pro Thr  
 580 585 590  
 Leu His Gly Pro Thr Pro Leu Leu Tyr Arg Leu Gly Ala Val Gln Asn  
 595 600 605  
 Glu Val Thr Leu Thr His Pro Val Thr Lys Tyr Ile Met Thr Cys Met  
 610 615 620  
 Ser Ala Asp Leu Glu Val Val Thr  
 625 630

<210> 13

<211> 54

<212> PRT

<213> Artificial Sequence

<220>

<223> Hepatitis C virus NS4A peptide

<400> 13

Ser Thr Trp Val Leu Val Gly Gly Val Leu Ala Ala Leu Ala Ala Tyr  
 1 5 10 15  
 Cys Leu Ser Thr Gly Cys Val Val Ile Val Gly Arg Ile Val Leu Ser  
 20 25 30  
 Gly Lys Pro Ala Ile Ile Pro Asp Arg Glu Val Leu Tyr Arg Glu Phe  
 35 40 45  
 Asp Glu Met Glu Glu Cys

50

<210> 14  
<211> 25  
<212> PRT  
<213> Artificial Sequence

<220>  
<223> Hepatitis C virus NS3/4A peptide

<400> 14  
Thr Lys Tyr Met Thr Cys Met Ser Ala Asp Leu Glu Val Val Thr Ser  
1 5 10 15  
Thr Trp Val Leu Val Gly Gly Val Leu  
20 25

<210> 15  
<211> 12  
<212> PRT  
<213> Artificial Sequence

<220>  
<223> Hepatitis C virus NS3/4A peptide

<400> 15  
Ser Ala Asp Leu Glu Val Val Thr Ser Thr Trp Val  
1 5 10

<210> 16  
<211> 25  
<212> PRT  
<213> Artificial Sequence

<220>  
<223> Mutant Hepatitis C virus NS3/4A peptide

<400> 16  
Thr Lys Tyr Met Thr Cys Met Ser Ala Asp Leu Glu Val Val Thr Gly  
1 5 10 15  
Thr Trp Val Leu Val Gly Gly Val Leu  
20 25

<210> 17  
<211> 25  
<212> PRT  
<213> Artificial Sequence

<220>  
<223> Mutant Hepatitis C virus NS3/4A peptide

<400> 17  
Thr Lys Tyr Met Thr Cys Met Ser Ala Asp Leu Glu Val Val Arg Gly  
1 5 10 15

Thr Trp Val Leu Val Gly Gly Val Leu  
20 25

<210> 18  
<211> 25  
<212> PRT  
<213> Artificial Sequence

<220>  
<223> Mutant Hepatitis C virus NS3/4A peptide

<400> 18  
Thr Lys Tyr Met Thr Cys Met Ser Ala Asp Leu Glu Val Val Thr Pro  
1 5 10 15  
Thr Trp Val Leu Val Gly Gly Val Leu  
20 25

<210> 19  
<211> 25  
<212> PRT  
<213> Artificial Sequence

<220>  
<223> Mutant Hepatitis C virus NS3/4A peptide

<400> 19  
Thr Lys Tyr Met Thr Cys Met Ser Ala Asp Leu Glu Val Val Arg Pro  
1 5 10 15  
Thr Trp Val Leu Val Gly Gly Val Leu  
20 25

<210> 20  
<211> 25  
<212> PRT  
<213> Artificial Sequence

<220>  
<223> Mutant Hepatitis C virus NS3/4A peptide

<400> 20  
Thr Lys Tyr Met Thr Cys Met Ser Ala Asp Leu Glu Val Val Arg Pro  
1 5 10 15  
Ala Trp Val Leu Val Gly Gly Val Leu  
20 25

<210> 21  
<211> 25  
<212> PRT  
<213> Artificial Sequence

<220>  
<223> Mutant Hepatitis C virus NS3/4A peptide



<400> 21

Thr Lys Tyr Met Thr Cys Met Ser Ala Asp Leu Glu Val Val Cys Ser  
 1 5 10 15  
 Thr Trp Val Leu Val Gly Gly Val Leu  
 20 25

<210> 22

<211> 25

<212> PRT

<213> Artificial Sequence

<220>

<223> Mutant Hepatitis C virus NS3/4A peptide

<400> 22

Thr Lys Tyr Met Thr Cys Met Ser Ala Asp Leu Glu Val Cys Cys Ser  
 1 5 10 15  
 Thr Trp Val Leu Val Gly Gly Val Leu  
 20 25

<210> 23

<211> 25

<212> PRT

<213> Artificial Sequence

<220>

<223> Mutant Hepatitis C virus NS3/4A peptide

<400> 23

Thr Lys Tyr Met Thr Cys Met Ser Ala Asp Leu Glu Val Ser Ser Ser  
 1 5 10 15  
 Thr Trp Val Leu Val Gly Gly Val Leu  
 20 25

<210> 24

<211> 25

<212> PRT

<213> Artificial Sequence

<220>

<223> Mutant Hepatitis C virus NS3/4A peptide

<400> 24

Thr Lys Tyr Met Thr Cys Met Ser Ala Asp Ser Ser Ser Ser Cys Ser  
 1 5 10 15  
 Thr Trp Val Leu Val Gly Gly Val Leu  
 20 25

<210> 25

<211> 25

<212> PRT

<213> Artificial Sequence

<220>

<223> Mutant Hepatitis C virus NS3/4A peptide

<400> 25

Thr	Lys	Tyr	Met	Thr	Cys	Met	Ser	Ala	Asp	Val	Val	Val	Val	Thr	Ser
1				5					10					15	
Thr	Trp	Val	Leu	Val	Gly	Gly	Val	Leu							
			20					25							

<210> 26

<211> 18

<212> PRT

<213> Artificial Sequence

<220>

<223> mutant Hepatitis C virus NS5A/B peptide

<400> 26

Ser	Ser	Glu	Asp	Val	Val	Cys	Cys	Ser	Met	Trp	Val	Leu	Val	Gly	Gly
1				5					10					15	
Val	Leu														

<210> 27

<211> 16

<212> PRT

<213> Artificial Sequence

<220>

<223> Hepatitis C virus NS5 peptide

<400> 27

Ala	Ser	Glu	Asp	Val	Val	Cys	Cys	Ser	Met	Ser	Tyr	Thr	Trp	Thr	Gly
1				5					10					15	

<210> 28

<211> 30

<212> DNA

<213> Artificial Sequence

<220>

<223> cloning oligonucleotide

<400> 28

ccgtctagat cagcactctt ccatttcac

30

<210> 29

<211> 30

<212> DNA

<213> Artificial Sequence

<220>

<223> cloning oligonucleotide

<400> 29  
cctgaattca tggcgcctat cacggcctat 30

<210> 30  
<211> 24  
<212> DNA  
<213> Artificial Sequence

<220>  
<223> cloning oligonucleotide

<400> 30  
ccacgcggcc gcgacgacct acag 24

<210> 31  
<211> 33  
<212> DNA  
<213> Artificial Sequence

<220>  
<223> cloning oligonucleotide

<400> 31  
ctggaggtcg tcacgcctac ctgggtgctc gtt 33

<210> 32  
<211> 33  
<212> DNA  
<213> Artificial Sequence

<220>  
<223> cloning oligonucleotide

<400> 32  
accgagcacc caggtaggcg tgacgacctc cag 33

<210> 33  
<211> 33  
<212> DNA  
<213> Artificial Sequence

<220>  
<223> cloning oligonucleotide

<400> 33  
ctggaggtcg tccgcggtac ctgggtgctc gtt 33

<210> 34  
<211> 33  
<212> DNA  
<213> Artificial Sequence

<220>  
<223> cloning oligonucleotide

<400> 34  
accgagcacc caggtaccgc ggacgacctc cag 33

<210> 35  
 <211> 2078  
 <212> DNA  
 <213> Artificial Sequence

<220>  
 <223> Codon optimized hepatitis C virus NS3/4A coding region

<220>  
 <221> CDS  
 <222> (12)...(2072)

<400> 35  
 gaattcgccac c atg gcc ccc atc acc gcc tac gcc cag cag acc cgc ggc 50  
 Met Ala Pro Ile Thr Ala Tyr Ala Gln Gln Thr Arg Gly  
 1 5 10

ctg ctg ggc tgc atc atc acc agc ctg acc ggc cgc gac aag aac cag 98  
 Leu Leu Gly Cys Ile Ile Thr Ser Leu Thr Gly Arg Asp Lys Asn Gln  
 15 20 25

gtg gag ggc gag gtg cag atc gtg agc acc gcc gcc cag acc ttc ctg 146  
 Val Glu Gly Glu Val Gln Ile Val Ser Thr Ala Ala Gln Thr Phe Leu  
 30 35 40 45

gcc acc tgc atc aac ggc gtg tgc tgg acc gtg tac cac ggc gcc ggc 194  
 Ala Thr Cys Ile Asn Gly Val Cys Trp Thr Val Tyr His Gly Ala Gly  
 50 55 60

acc cgc acc atc gcc agc ccc aag ggc ccc gtg atc cag atg tac acc 242  
 Thr Arg Thr Ile Ala Ser Pro Lys Gly Pro Val Ile Gln Met Tyr Thr  
 65 70 75

aac gtg gac cag gac ctg gtg ggc tgg ccc gcc ccc cag ggc gcc cgc 290  
 Asn Val Asp Gln Asp Leu Val Gly Trp Pro Ala Pro Gln Gly Ala Arg  
 80 85 90

agc ctg acc ccc tgc acc tgc ggc agc agc gac ctg tac ctg gtg acc 338  
 Ser Leu Thr Pro Cys Thr Cys Gly Ser Ser Asp Leu Tyr Leu Val Thr  
 95 100 105

cgc cac gcc gac gtg atc ccc gtg cgc cgc cgc ggc gac ggc cgc ggc 386  
 Arg His Ala Asp Val Ile Pro Val Arg Arg Arg Gly Asp Gly Arg Gly  
 110 115 120 125

agc ctg ctg agc ccc cgc ccc atc agc tac ctg aag ggc agc agc ggc 434  
 Ser Leu Leu Ser Pro Arg Pro Ile Ser Tyr Leu Lys Gly Ser Ser Gly  
 130 135 140

ggc ccc ctg ctg tgc ccc gcc ggc cac gcc gtg ggc atc ttc cgc gcc 482  
 Gly Pro Leu Leu Cys Pro Ala Gly His Ala Val Gly Ile Phe Arg Ala  
 145 150 155

gcc gtg tgc acc cgc ggc gtg gcc aag gcc gtg gac ttc atc ccc gtg 530  
 Ala Val Cys Thr Arg Gly Val Ala Lys Ala Val Asp Phe Ile Pro Val

160	165	170	
gag agc ctg gag acc acc atg cgc agc ccc gtg ttc agc gac aac agc Glu Ser Leu Glu Thr Thr Met Arg Ser Pro Val Phe Ser Asp Asn Ser 175 180 185			578
agc ccc ccc gcc gtg ccc cag agc tac cag gtg gcc cac ctg cac gcc Ser Pro Pro Ala Val Pro Gln Ser Tyr Gln Val Ala His Leu His Ala 190 195 200 205			626
ccc acc ggc agc ggc aag agc acc aag gtg ccc gcc gcc tac gcc gcc Pro Thr Gly Ser Gly Lys Ser Thr Lys Val Pro Ala Ala Tyr Ala Ala 210 215 220			674
cag ggc tac aag gtg ctg gtg ctg aac ccc agc gtg gcc gcc acc atg Gln Gly Tyr Lys Val Leu Val Leu Asn Pro Ser Val Ala Ala Thr Met 225 230 235			722
ggc ttc ggc gcc tac atg agc aag gcc cac ggc atc gac ccc aac atc Gly Phe Gly Ala Tyr Met Ser Lys Ala His Gly Ile Asp Pro Asn Ile 240 245 250			770
cgc acc ggc gtg cgc acc atc acc acc ggc agc ccc atc acc tac agc Arg Thr Gly Val Arg Thr Ile Thr Thr Gly Ser Pro Ile Thr Tyr Ser 255 260 265			818
acc tac ggc aag ttc ctg gcc gac ggc ggc tgc agc ggc ggc gcc tac Thr Tyr Gly Lys Phe Leu Ala Asp Gly Gly Cys Ser Gly Gly Ala Tyr 270 275 280 285			866
gac atc atc atc tgc gac gag tgc cac agc acc gac gcc acc agc atc Asp Ile Ile Ile Cys Asp Glu Cys His Ser Thr Asp Ala Thr Ser Ile 290 295 300			914
ctg ggc atc ggc acc gtg ctg gac cag gcc gag acc gcc ggc gcc cgc Leu Gly Ile Gly Thr Val Leu Asp Gln Ala Glu Thr Ala Gly Ala Arg 305 310 315			962
ctg acc gtg ctg gcc acc gcc acc ccc ccc ggc agc gtg acc gtg ccc Leu Thr Val Leu Ala Thr Ala Thr Pro Pro Gly Ser Val Thr Val Pro 320 325 330			1010
cac ccc aac atc gag gag gtg gcc ctg agc acc acc ggc gag atc ccc His Pro Asn Ile Glu Glu Val Ala Leu Ser Thr Thr Gly Glu Ile Pro 335 340 345			1058
ttc tac ggc aag gcc atc ccc ctg gag gcc atc aag ggc ggc cgc cac Phe Tyr Gly Lys Ala Ile Pro Leu Glu Ala Ile Lys Gly Gly Arg His 350 355 360 365			1106
ctg atc ttc tgc cac agc aag aag aag tgc gac gag ctg gcc gcc aag Leu Ile Phe Cys His Ser Lys Lys Lys Cys Asp Glu Leu Ala Ala Lys 370 375 380			1154
ctg gtg gcc ctg ggc gtg aac gcc gtg gcc tac tac cgc ggc ctg gac Leu Val Ala Leu Gly Val Asn Ala Val Ala Tyr Tyr Arg Gly Leu Asp 385 390 395			1202

gtg agc gtg atc ccc acc agc ggc gac gtg gtg gtg gtg gcc acc gac 1250  
 Val Ser Val Ile Pro Thr Ser Gly Asp Val Val Val Val Ala Thr Asp  
 400 405 410

gcc ctg atg acc ggc ttc acc ggc gac ttc gac agc gtg atc gac tgc 1298  
 Ala Leu Met Thr Gly Phe Thr Gly Asp Phe Asp Ser Val Ile Asp Cys  
 415 420 425

aac acc tgc gtg acc cag acc gtg gac ttc agc ctg gac ccc acc ttc 1346  
 Asn Thr Cys Val Thr Gln Thr Val Asp Phe Ser Leu Asp Pro Thr Phe  
 430 435 440 445

acc atc gag acc atc acc ctg ccc cag gac gcc gtg agc cgc acc cag 1394  
 Thr Ile Glu Thr Ile Thr Leu Pro Gln Asp Ala Val Ser Arg Thr Gln  
 450 455 460

cgc cgc ggc cgc acc ggc cgc ggc aag ccc ggc atc tac cgc ttc gtg 1442  
 Arg Arg Gly Arg Thr Gly Arg Gly Lys Pro Gly Ile Tyr Arg Phe Val  
 465 470 475

gcc ccc ggc gag cgc ccc agc ggc atg ttc gac agc agc gtg ctg tgc 1490  
 Ala Pro Gly Glu Arg Pro Ser Gly Met Phe Asp Ser Ser Val Leu Cys  
 480 485 490

gag tgc tac gac gcc ggc tgc gcc tgg tac gag ctg acc ccc gcc gag 1538  
 Glu Cys Tyr Asp Ala Gly Cys Ala Trp Tyr Glu Leu Thr Pro Ala Glu  
 495 500 505

acc acc gtg cgc ctg cgc gcc tac atg aac acc ccc ggc ctg ccc gtg 1586  
 Thr Thr Val Arg Leu Arg Ala Tyr Met Asn Thr Pro Gly Leu Pro Val  
 510 515 520 525

tgc cag gac cac ctg gag ttc tgg gag ggc gtg ttc acc ggc ctg acc 1634  
 Cys Gln Asp His Leu Glu Phe Trp Glu Gly Val Phe Thr Gly Leu Thr  
 530 535 540

cac atc gac gcc cac ttc ctg agc cag acc aag cag agc ggc gag aac 1682  
 His Ile Asp Ala His Phe Leu Ser Gln Thr Lys Gln Ser Gly Glu Asn  
 545 550 555

ctg ccc tac ctg gtg gcc tac cag gcc acc gtg tgc gcc cgc gcc cag 1730  
 Leu Pro Tyr Leu Val Ala Tyr Gln Ala Thr Val Cys Ala Arg Ala Gln  
 560 565 570

gcc ccc ccc ccc agc tgg gac cag atg tgg aag tgc ctg atc cgc ctg 1778  
 Ala Pro Pro Pro Ser Trp Asp Gln Met Trp Lys Cys Leu Ile Arg Leu  
 575 580 585

aag ccc acc ctg cac ggc ccc acc ccc ctg ctg tac cgc ctg ggc gcc 1826  
 Lys Pro Thr Leu His Gly Pro Thr Pro Leu Leu Tyr Arg Leu Gly Ala  
 590 595 600 605

gtg cag aac gag gtg acc ctg acc cac ccc gtg acc aag tac atc atg 1874  
 Val Gln Asn Glu Val Thr Leu Thr His Pro Val Thr Lys Tyr Ile Met  
 610 615 620

acc tgc atg agc gcc gac ctg gag gtg gtg acc agc acc tgg gtg ctg 1922  
 Thr Cys Met Ser Ala Asp Leu Glu Val Val Thr Ser Thr Trp Val Leu  
 625 630 635

gtg ggc ggc gtg ctg gcc gcc ctg gcc gcc tac tgc ctg agc acc ggc 1970  
 Val Gly Gly Val Leu Ala Ala Leu Ala Ala Tyr Cys Leu Ser Thr Gly  
 640 645 650

tgc gtg gtg atc gtg ggc cgc atc gtg ctg agc ggc aag ccc gcc atc 2018  
 Cys Val Val Ile Val Gly Arg Ile Val Leu Ser Gly Lys Pro Ala Ile  
 655 660 665

atc ccc gac cgc gag gtg ctg tac cgc gag ttc gac gag atg gag gag 2066  
 Ile Pro Asp Arg Glu Val Leu Tyr Arg Glu Phe Asp Glu Met Glu Glu  
 670 675 680 685

tgc tga tctaga 2078  
 Cys \*

<210> 36  
 <211> 686  
 <212> PRT  
 <213> Artificial Sequence

<220>  
 <223> Codon optimized hepatitis c virus NS3/4A coding region

<400> 36  
 Met Ala Pro Ile Thr Ala Tyr Ala Gln Gln Thr Arg Gly Leu Leu Gly  
 1 5 10 15  
 Cys Ile Ile Thr Ser Leu Thr Gly Arg Asp Lys Asn Gln Val Glu Gly  
 20 25 30  
 Glu Val Gln Ile Val Ser Thr Ala Ala Gln Thr Phe Leu Ala Thr Cys  
 35 40 45  
 Ile Asn Gly Val Cys Trp Thr Val Tyr His Gly Ala Gly Thr Arg Thr  
 50 55 60  
 Ile Ala Ser Pro Lys Gly Pro Val Ile Gln Met Tyr Thr Asn Val Asp  
 65 70 75 80  
 Gln Asp Leu Val Gly Trp Pro Ala Pro Gln Gly Ala Arg Ser Leu Thr  
 85 90 95  
 Pro Cys Thr Cys Gly Ser Ser Asp Leu Tyr Leu Val Thr Arg His Ala  
 100 105 110  
 Asp Val Ile Pro Val Arg Arg Arg Gly Asp Gly Arg Gly Ser Leu Leu  
 115 120 125  
 Ser Pro Arg Pro Ile Ser Tyr Leu Lys Gly Ser Ser Gly Gly Pro Leu  
 130 135 140  
 Leu Cys Pro Ala Gly His Ala Val Gly Ile Phe Arg Ala Ala Val Cys  
 145 150 155 160  
 Thr Arg Gly Val Ala Lys Ala Val Asp Phe Ile Pro Val Glu Ser Leu  
 165 170 175  
 Glu Thr Thr Met Arg Ser Pro Val Phe Ser Asp Asn Ser Ser Pro Pro  
 180 185 190  
 Ala Val Pro Gln Ser Tyr Gln Val Ala His Leu His Ala Pro Thr Gly  
 195 200 205

Ser Gly Lys Ser Thr Lys Val Pro Ala Ala Tyr Ala Ala Gln Gly Tyr  
 210 215 220  
 Lys Val Leu Val Leu Asn Pro Ser Val Ala Ala Thr Met Gly Phe Gly  
 225 230 235 240  
 Ala Tyr Met Ser Lys Ala His Gly Ile Asp Pro Asn Ile Arg Thr Gly  
 245 250 255  
 Val Arg Thr Ile Thr Thr Gly Ser Pro Ile Thr Tyr Ser Thr Tyr Gly  
 260 265 270  
 Lys Phe Leu Ala Asp Gly Gly Cys Ser Gly Gly Ala Tyr Asp Ile Ile  
 275 280 285  
 Ile Cys Asp Glu Cys His Ser Thr Asp Ala Thr Ser Ile Leu Gly Ile  
 290 295 300  
 Gly Thr Val Leu Asp Gln Ala Glu Thr Ala Gly Ala Arg Leu Thr Val  
 305 310 315 320  
 Leu Ala Thr Ala Thr Pro Pro Gly Ser Val Thr Val Pro His Pro Asn  
 325 330 335  
 Ile Glu Glu Val Ala Leu Ser Thr Thr Gly Glu Ile Pro Phe Tyr Gly  
 340 345 350  
 Lys Ala Ile Pro Leu Glu Ala Ile Lys Gly Gly Arg His Leu Ile Phe  
 355 360 365  
 Cys His Ser Lys Lys Lys Cys Asp Glu Leu Ala Ala Lys Leu Val Ala  
 370 375 380  
 Leu Gly Val Asn Ala Val Ala Tyr Tyr Arg Gly Leu Asp Val Ser Val  
 385 390 395 400  
 Ile Pro Thr Ser Gly Asp Val Val Val Val Ala Thr Asp Ala Leu Met  
 405 410 415  
 Thr Gly Phe Thr Gly Asp Phe Asp Ser Val Ile Asp Cys Asn Thr Cys  
 420 425 430  
 Val Thr Gln Thr Val Asp Phe Ser Leu Asp Pro Thr Phe Thr Ile Glu  
 435 440 445  
 Thr Ile Thr Leu Pro Gln Asp Ala Val Ser Arg Thr Gln Arg Arg Gly  
 450 455 460  
 Arg Thr Gly Arg Gly Lys Pro Gly Ile Tyr Arg Phe Val Ala Pro Gly  
 465 470 475 480  
 Glu Arg Pro Ser Gly Met Phe Asp Ser Ser Val Leu Cys Glu Cys Tyr  
 485 490 495  
 Asp Ala Gly Cys Ala Trp Tyr Glu Leu Thr Pro Ala Glu Thr Thr Val  
 500 505 510  
 Arg Leu Arg Ala Tyr Met Asn Thr Pro Gly Leu Pro Val Cys Gln Asp  
 515 520 525  
 His Leu Glu Phe Trp Glu Gly Val Phe Thr Gly Leu Thr His Ile Asp  
 530 535 540  
 Ala His Phe Leu Ser Gln Thr Lys Gln Ser Gly Glu Asn Leu Pro Tyr  
 545 550 555 560  
 Leu Val Ala Tyr Gln Ala Thr Val Cys Ala Arg Ala Gln Ala Pro Pro  
 565 570 575  
 Pro Ser Trp Asp Gln Met Trp Lys Cys Leu Ile Arg Leu Lys Pro Thr  
 580 585 590  
 Leu His Gly Pro Thr Pro Leu Leu Tyr Arg Leu Gly Ala Val Gln Asn  
 595 600 605  
 Glu Val Thr Leu Thr His Pro Val Thr Lys Tyr Ile Met Thr Cys Met  
 610 615 620  
 Ser Ala Asp Leu Glu Val Thr Ser Thr Trp Val Leu Val Gly Gly  
 625 630 635 640  
 Val Leu Ala Ala Leu Ala Ala Tyr Cys Leu Ser Thr Gly Cys Val Val  
 645 650 655  
 Ile Val Gly Arg Ile Val Leu Ser Gly Lys Pro Ala Ile Ile Pro Asp



Arg Glu Val Leu Tyr Arg Glu Phe Asp Glu Met Glu Glu Cys  
 660 670  
 675 680 685

<210> 37  
 <211> 9  
 <212> PRT  
 <213> Artificial Sequence

<220>  
 <223> Artificial Peptide, NS3/4A H-2D Binding Peptide

<400> 37  
 Gly Ala Val Gln Asn Glu Val Thr Leu  
 1 5

<210> 38  
 <211> 9  
 <212> PRT  
 <213> Artificial Sequence

<220>  
 <223> Artificial Peptide, H-2D Control Peptide

<400> 38  
 Lys Ala Val Tyr Asn Phe Ala Thr Met  
 1 5

<210> 39  
 <211> 181  
 <212> PRT  
 <213> Artificial Sequence

<220>  
 <223> Hepatitis C virus NS3/4A peptide

<400> 39  
 Ala Pro Ile Thr Ala Tyr Ala Gln Gln Thr Arg Gly Leu Leu Gly Cys  
 1 5 10 15  
 Ile Ile Thr Ser Leu Thr Gly Arg Asp Lys Asn Gln Val Glu Gly Glu  
 20 25 30  
 Val Gln Ile Val Ser Thr Ala Ala Gln Thr Phe Leu Ala Thr Cys Ile  
 35 40 45  
 Asn Gly Val Cys Trp Thr Val Tyr His Gly Ala Gly Thr Arg Thr Ile  
 50 55 60  
 Ala Ser Pro Lys Gly Pro Val Ile Gln Met Tyr Thr Asn Val Asp Gln  
 65 70 75 80  
 Asp Leu Val Gly Trp Pro Ala Pro Gln Gly Ala Arg Ser Leu Thr Pro  
 85 90 95  
 Cys Thr Cys Gly Ser Ser Asp Leu Tyr Leu Val Thr Arg His Ala Asp  
 100 105 110  
 Val Ile Pro Val Arg Arg Arg Gly Asp Gly Arg Gly Ser Leu Leu Ser  
 115 120 125  
 Pro Arg Pro Ile Ser Tyr Leu Lys Gly Ser Ser Gly Gly Pro Leu Leu

130 135 140  
 Cys Pro Ala Gly His Ala Val Gly Ile Phe Arg Ala Ala Val Cys Thr  
 145 150 155 160  
 Arg Gly Val Ala Lys Ala Val Asp Phe Ile Pro Val Glu Ser Leu Glu  
 165 170 175  
 Thr Thr Met Arg Ser  
 180

<210> 40  
 <211> 685  
 <212> PRT  
 <213> Artificial Sequence

<220>  
 <223> Mutant Hepatitis C virus NS3/4A peptide

<400> 40  
 Gly Pro Ile Thr Ala Tyr Ala Gln Gln Thr Arg Gly Leu Leu Gly Cys  
 1 5 10 15  
 Ile Ile Thr Ser Leu Thr Gly Arg Asp Lys Asn Gln Val Glu Gly Glu  
 20 25 30  
 Val Gln Ile Val Ser Thr Ala Ala Gln Thr Phe Leu Ala Thr Cys Ile  
 35 40 45  
 Asn Gly Val Cys Trp Thr Val Tyr His Gly Ala Gly Thr Arg Thr Ile  
 50 55 60  
 Ala Ser Pro Lys Gly Pro Val Ile Gln Met Tyr Thr Asn Val Asp Gln  
 65 70 75 80  
 Asp Leu Val Gly Trp Pro Ala Pro Gln Gly Ala Arg Ser Leu Thr Pro  
 85 90 95  
 Cys Thr Cys Gly Ser Ser Asp Leu Tyr Leu Val Thr Arg His Ala Asp  
 100 105 110  
 Val Ile Pro Val Arg Arg Arg Gly Asp Gly Arg Gly Ser Leu Leu Ser  
 115 120 125  
 Pro Arg Pro Ile Ser Tyr Leu Lys Gly Ser Ser Gly Gly Pro Leu Leu  
 130 135 140  
 Cys Pro Ala Gly His Ala Val Gly Ile Phe Arg Ala Ala Val Cys Thr  
 145 150 155 160  
 Arg Gly Val Ala Lys Ala Val Asp Phe Ile Pro Val Glu Ser Leu Glu  
 165 170 175  
 Thr Thr Met Arg Ser Pro Val Phe Ser Asp Asn Ser Ser Pro Pro Ala  
 180 185 190  
 Val Pro Gln Ser Tyr Gln Val Ala His Leu His Ala Pro Thr Gly Ser  
 195 200 205  
 Gly Lys Ser Thr Lys Val Pro Ala Ala Tyr Ala Ala Gln Gly Tyr Lys  
 210 215 220  
 Val Leu Val Leu Asn Pro Ser Val Ala Ala Thr Met Gly Phe Gly Ala  
 225 230 235 240  
 Tyr Met Ser Lys Ala His Gly Ile Asp Pro Asn Ile Arg Thr Gly Val  
 245 250 255  
 Arg Thr Ile Thr Thr Gly Ser Pro Ile Thr Tyr Ser Thr Tyr Gly Lys  
 260 265 270  
 Phe Leu Ala Asp Gly Gly Cys Ser Gly Gly Ala Tyr Asp Ile Ile Ile  
 275 280 285  
 Cys Asp Glu Cys His Ser Thr Asp Ala Thr Ser Ile Leu Gly Ile Gly  
 290 295 300  
 Thr Val Leu Asp Gln Ala Glu Thr Ala Gly Ala Arg Leu Thr Val Leu

```

305          310          315          320
Ala Thr Ala Thr Pro Pro Gly Ser Val Thr Val Pro His Pro Asn Ile
          325          330          335
Glu Glu Val Ala Leu Ser Thr Thr Gly Glu Ile Pro Phe Tyr Gly Lys
          340          345          350
Ala Ile Pro Leu Glu Ala Ile Lys Gly Gly Arg His Leu Ile Phe Cys
          355          360          365
His Ser Lys Lys Lys Cys Asp Glu Leu Ala Ala Lys Leu Val Ala Leu
          370          375          380
Gly Val Asn Ala Val Ala Tyr Tyr Arg Gly Leu Asp Val Ser Val Ile
          385          390          395          400
Pro Thr Ser Gly Asp Val Val Val Val Ala Thr Asp Ala Leu Met Thr
          405          410          415
Gly Phe Thr Gly Asp Phe Asp Ser Val Ile Asp Cys Asn Thr Cys Val
          420          425          430
Thr Gln Thr Val Asp Phe Ser Leu Asp Pro Thr Phe Thr Ile Glu Thr
          435          440          445
Ile Thr Leu Pro Gln Asp Ala Val Ser Arg Thr Gln Arg Arg Gly Arg
          450          455          460
Thr Gly Arg Gly Lys Pro Gly Ile Tyr Arg Phe Val Ala Pro Gly Glu
          465          470          475          480
Arg Pro Ser Gly Met Phe Asp Ser Ser Val Leu Cys Glu Cys Tyr Asp
          485          490          495
Ala Gly Cys Ala Trp Tyr Glu Leu Thr Pro Ala Glu Thr Thr Val Arg
          500          505          510
Leu Arg Ala Tyr Met Asn Thr Pro Gly Leu Pro Val Cys Gln Asp His
          515          520          525
Leu Glu Phe Trp Glu Gly Val Phe Thr Gly Leu Thr His Ile Asp Ala
          530          535          540
His Phe Leu Ser Gln Thr Lys Gln Ser Gly Glu Asn Leu Pro Tyr Leu
          545          550          555          560
Val Ala Tyr Gln Ala Thr Val Cys Ala Arg Ala Gln Ala Pro Pro Pro
          565          570          575
Ser Trp Asp Gln Met Trp Lys Cys Leu Ile Arg Leu Lys Pro Thr Leu
          580          585          590
His Gly Pro Thr Pro Leu Leu Tyr Arg Leu Gly Ala Val Gln Asn Glu
          595          600          605
Val Thr Leu Thr His Pro Val Thr Lys Tyr Ile Met Thr Cys Met Ser
          610          615          620
Ala Asp Leu Glu Val Val Thr Ser Thr Trp Val Leu Val Gly Gly Val
          625          630          635          640
Leu Ala Ala Leu Ala Ala Tyr Cys Leu Ser Thr Gly Cys Val Val Ile
          645          650          655
Val Gly Arg Ile Val Leu Ser Gly Lys Pro Ala Ile Ile Pro Asp Arg
          660          665          670
Glu Val Leu Tyr Arg Glu Phe Asp Glu Met Glu Glu Cys
          675          680          685

```

- <210> 41
- <211> 685
- <212> PRT
- <213> Artificial Sequence
  
- <220>
- <223> Mutant Hepatitis C virus NS3/4A peptide

<400> 41

Ala Ala Ile Thr Ala Tyr Ala Gln Gln Thr Arg Gly Leu Leu Gly Cys  
 1 5 10 15  
 Ile Ile Thr Ser Leu Thr Gly Arg Asp Lys Asn Gln Val Glu Gly Glu  
 20 25 30  
 Val Gln Ile Val Ser Thr Ala Ala Gln Thr Phe Leu Ala Thr Cys Ile  
 35 40 45  
 Asn Gly Val Cys Trp Thr Val Tyr His Gly Ala Gly Thr Arg Thr Ile  
 50 55 60  
 Ala Ser Pro Lys Gly Pro Val Ile Gln Met Tyr Thr Asn Val Asp Gln  
 65 70 75 80  
 Asp Leu Val Gly Trp Pro Ala Pro Gln Gly Ala Arg Ser Leu Thr Pro  
 85 90 95  
 Cys Thr Cys Gly Ser Ser Asp Leu Tyr Leu Val Thr Arg His Ala Asp  
 100 105 110  
 Val Ile Pro Val Arg Arg Arg Gly Asp Gly Arg Gly Ser Leu Leu Ser  
 115 120 125  
 Pro Arg Pro Ile Ser Tyr Leu Lys Gly Ser Ser Gly Gly Pro Leu Leu  
 130 135 140  
 Cys Pro Ala Gly His Ala Val Gly Ile Phe Arg Ala Ala Val Cys Thr  
 145 150 155 160  
 Arg Gly Val Ala Lys Ala Val Asp Phe Ile Pro Val Glu Ser Leu Glu  
 165 170 175  
 Thr Thr Met Arg Ser Pro Val Phe Ser Asp Asn Ser Ser Pro Pro Ala  
 180 185 190  
 Val Pro Gln Ser Tyr Gln Val Ala His Leu His Ala Pro Thr Gly Ser  
 195 200 205  
 Gly Lys Ser Thr Lys Val Pro Ala Ala Tyr Ala Ala Gln Gly Tyr Lys  
 210 215 220  
 Val Leu Val Leu Asn Pro Ser Val Ala Ala Thr Met Gly Phe Gly Ala  
 225 230 235 240  
 Tyr Met Ser Lys Ala His Gly Ile Asp Pro Asn Ile Arg Thr Gly Val  
 245 250 255  
 Arg Thr Ile Thr Thr Gly Ser Pro Ile Thr Tyr Ser Thr Tyr Gly Lys  
 260 265 270  
 Phe Leu Ala Asp Gly Gly Cys Ser Gly Gly Ala Tyr Asp Ile Ile Ile  
 275 280 285  
 Cys Asp Glu Cys His Ser Thr Asp Ala Thr Ser Ile Leu Gly Ile Gly  
 290 295 300  
 Thr Val Leu Asp Gln Ala Glu Thr Ala Gly Ala Arg Leu Thr Val Leu  
 305 310 315 320  
 Ala Thr Ala Thr Pro Pro Gly Ser Val Thr Val Pro His Pro Asn Ile  
 325 330 335  
 Glu Glu Val Ala Leu Ser Thr Thr Gly Glu Ile Pro Phe Tyr Gly Lys  
 340 345 350  
 Ala Ile Pro Leu Glu Ala Ile Lys Gly Gly Arg His Leu Ile Phe Cys  
 355 360 365  
 His Ser Lys Lys Lys Cys Asp Glu Leu Ala Ala Lys Leu Val Ala Leu  
 370 375 380  
 Gly Val Asn Ala Val Ala Tyr Tyr Arg Gly Leu Asp Val Ser Val Ile  
 385 390 395 400  
 Pro Thr Ser Gly Asp Val Val Val Val Ala Thr Asp Ala Leu Met Thr  
 405 410 415  
 Gly Phe Thr Gly Asp Phe Asp Ser Val Ile Asp Cys Asn Thr Cys Val  
 420 425 430  
 Thr Gln Thr Val Asp Phe Ser Leu Asp Pro Thr Phe Thr Ile Glu Thr  
 435 440 445

Ile Thr Leu Pro Gln Asp Ala Val Ser Arg Thr Gln Arg Arg Gly Arg  
 450 455 460  
 Thr Gly Arg Gly Lys Pro Gly Ile Tyr Arg Phe Val Ala Pro Gly Glu  
 465 470 475 480  
 Arg Pro Ser Gly Met Phe Asp Ser Ser Val Leu Cys Glu Cys Tyr Asp  
 485 490 495  
 Ala Gly Cys Ala Trp Tyr Glu Leu Thr Pro Ala Glu Thr Thr Val Arg  
 500 505 510  
 Leu Arg Ala Tyr Met Asn Thr Pro Gly Leu Pro Val Cys Gln Asp His  
 515 520 525  
 Leu Glu Phe Trp Glu Gly Val Phe Thr Gly Leu Thr His Ile Asp Ala  
 530 535 540  
 His Phe Leu Ser Gln Thr Lys Gln Ser Gly Glu Asn Leu Pro Tyr Leu  
 545 550 555 560  
 Val Ala Tyr Gln Ala Thr Val Cys Ala Arg Ala Gln Ala Pro Pro Pro  
 565 570 575  
 Ser Trp Asp Gln Met Trp Lys Cys Leu Ile Arg Leu Lys Pro Thr Leu  
 580 585 590  
 His Gly Pro Thr Pro Leu Leu Tyr Arg Leu Gly Ala Val Gln Asn Glu  
 595 600 605  
 Val Thr Leu Thr His Pro Val Thr Lys Tyr Ile Met Thr Cys Met Ser  
 610 615 620  
 Ala Asp Leu Glu Val Val Thr Ser Thr Trp Val Leu Val Gly Gly Val  
 625 630 635 640  
 Leu Ala Ala Leu Ala Tyr Cys Leu Ser Thr Gly Cys Val Val Ile  
 645 650 655  
 Val Gly Arg Ile Val Leu Ser Gly Lys Pro Ala Ile Ile Pro Asp Arg  
 660 665 670  
 Glu Val Leu Tyr Arg Glu Phe Asp Glu Met Glu Glu Cys  
 675 680 685

<210> 42  
 <211> 685  
 <212> PRT  
 <213> Artificial Sequence

<220>  
 <223> Mutant Hepatitis C virus NS3/4A peptide

<400> 42  
 Ala Pro Ala Thr Ala Tyr Ala Gln Gln Thr Arg Gly Leu Leu Gly Cys  
 1 5 10 15  
 Ile Ile Thr Ser Leu Thr Gly Arg Asp Lys Asn Gln Val Glu Gly Glu  
 20 25 30  
 Val Gln Ile Val Ser Thr Ala Ala Gln Thr Phe Leu Ala Thr Cys Ile  
 35 40 45  
 Asn Gly Val Cys Trp Thr Val Tyr His Gly Ala Gly Thr Arg Thr Ile  
 50 55 60  
 Ala Ser Pro Lys Gly Pro Val Ile Gln Met Tyr Thr Asn Val Asp Gln  
 65 70 75 80  
 Asp Leu Val Gly Trp Pro Ala Pro Gln Gly Ala Arg Ser Leu Thr Pro  
 85 90 95  
 Cys Thr Cys Gly Ser Ser Asp Leu Tyr Leu Val Thr Arg His Ala Asp  
 100 105 110  
 Val Ile Pro Val Arg Arg Arg Gly Asp Gly Arg Gly Ser Leu Leu Ser  
 115 120 125

Pro Arg Pro Ile Ser Tyr Leu Lys Gly Ser Ser Gly Gly Pro Leu Leu  
 130 135 140  
 Cys Pro Ala Gly His Ala Val Gly Ile Phe Arg Ala Ala Val Cys Thr  
 145 150 155 160  
 Arg Gly Val Ala Lys Ala Val Asp Phe Ile Pro Val Glu Ser Leu Glu  
 165 170 175  
 Thr Thr Met Arg Ser Pro Val Phe Ser Asp Asn Ser Ser Pro Pro Ala  
 180 185 190  
 Val Pro Gln Ser Tyr Gln Val Ala His Leu His Ala Pro Thr Gly Ser  
 195 200 205  
 Gly Lys Ser Thr Lys Val Pro Ala Ala Tyr Ala Ala Gln Gly Tyr Lys  
 210 215 220  
 Val Leu Val Leu Asn Pro Ser Val Ala Ala Thr Met Gly Phe Gly Ala  
 225 230 235 240  
 Tyr Met Ser Lys Ala His Gly Ile Asp Pro Asn Ile Arg Thr Gly Val  
 245 250 255  
 Arg Thr Ile Thr Thr Gly Ser Pro Ile Thr Tyr Ser Thr Tyr Gly Lys  
 260 265 270  
 Phe Leu Ala Asp Gly Gly Cys Ser Gly Gly Ala Tyr Asp Ile Ile Ile  
 275 280 285  
 Cys Asp Glu Cys His Ser Thr Asp Ala Thr Ser Ile Leu Gly Ile Gly  
 290 295 300  
 Thr Val Leu Asp Gln Ala Glu Thr Ala Gly Ala Arg Leu Thr Val Leu  
 305 310 315 320  
 Ala Thr Ala Thr Pro Pro Gly Ser Val Thr Val Pro His Pro Asn Ile  
 325 330 335  
 Glu Glu Val Ala Leu Ser Thr Thr Gly Glu Ile Pro Phe Tyr Gly Lys  
 340 345 350  
 Ala Ile Pro Leu Glu Ala Ile Lys Gly Gly Arg His Leu Ile Phe Cys  
 355 360 365  
 His Ser Lys Lys Lys Cys Asp Glu Leu Ala Ala Lys Leu Val Ala Leu  
 370 375 380  
 Gly Val Asn Ala Val Ala Tyr Tyr Arg Gly Leu Asp Val Ser Val Ile  
 385 390 395 400  
 Pro Thr Ser Gly Asp Val Val Val Val Ala Thr Asp Ala Leu Met Thr  
 405 410 415  
 Gly Phe Thr Gly Asp Phe Asp Ser Val Ile Asp Cys Asn Thr Cys Val  
 420 425 430  
 Thr Gln Thr Val Asp Phe Ser Leu Asp Pro Thr Phe Thr Ile Glu Thr  
 435 440 445  
 Ile Thr Leu Pro Gln Asp Ala Val Ser Arg Thr Gln Arg Arg Gly Arg  
 450 455 460  
 Thr Gly Arg Gly Lys Pro Gly Ile Tyr Arg Phe Val Ala Pro Gly Glu  
 465 470 475 480  
 Arg Pro Ser Gly Met Phe Asp Ser Ser Val Leu Cys Glu Cys Tyr Asp  
 485 490 495 500  
 Ala Gly Cys Ala Trp Tyr Glu Leu Thr Pro Ala Glu Thr Thr Val Arg  
 500 505 510  
 Leu Arg Ala Tyr Met Asn Thr Pro Gly Leu Pro Val Cys Gln Asp His  
 515 520 525  
 Leu Glu Phe Trp Glu Gly Val Phe Thr Gly Leu Thr His Ile Asp Ala  
 530 535 540  
 His Phe Leu Ser Gln Thr Lys Gln Ser Gly Glu Asn Leu Pro Tyr Leu  
 545 550 555 560  
 Val Ala Tyr Gln Ala Thr Val Cys Ala Arg Ala Gln Ala Pro Pro Pro  
 565 570 575  
 Ser Trp Asp Gln Met Trp Lys Cys Leu Ile Arg Leu Lys Pro Thr Leu

```

      580              585              590
His Gly Pro Thr Pro Leu Leu Tyr Arg Leu Gly Ala Val Gln Asn Glu
      595              600              605
Val Thr Leu Thr His Pro Val Thr Lys Tyr Ile Met Thr Cys Met Ser
      610              615              620
Ala Asp Leu Glu Val Val Thr Ser Thr Trp Val Leu Val Gly Gly Val
      625              630              635              640
Leu Ala Ala Leu Ala Ala Tyr Cys Leu Ser Thr Gly Cys Val Val Ile
      645              650              655
Val Gly Arg Ile Val Leu Ser Gly Lys Pro Ala Ile Ile Pro Asp Arg
      660              665              670
Glu Val Leu Tyr Arg Glu Phe Asp Glu Met Glu Glu Cys
      675              680              685

```

<210> 43  
 <211> 685  
 <212> PRT  
 <213> Artificial Sequence

<220>  
 <223> Mutant Hepatitis C virus NS3/4A peptide

```

<400> 43
Ala Pro Ile Ala Ala Tyr Ala Gln Gln Thr Arg Gly Leu Leu Gly Cys
  1              5              10              15
Ile Ile Thr Ser Leu Thr Gly Arg Asp Lys Asn Gln Val Glu Gly Glu
      20              25              30
Val Gln Ile Val Ser Thr Ala Ala Gln Thr Phe Leu Ala Thr Cys Ile
      35              40              45
Asn Gly Val Cys Trp Thr Val Tyr His Gly Ala Gly Thr Arg Thr Ile
      50              55              60
Ala Ser Pro Lys Gly Pro Val Ile Gln Met Tyr Thr Asn Val Asp Gln
      65              70              75              80
Asp Leu Val Gly Trp Pro Ala Pro Gln Gly Ala Arg Ser Leu Thr Pro
      85              90              95
Cys Thr Cys Gly Ser Ser Asp Leu Tyr Leu Val Thr Arg His Ala Asp
      100             105             110
Val Ile Pro Val Arg Arg Arg Gly Asp Gly Arg Gly Ser Leu Leu Ser
      115             120             125
Pro Arg Pro Ile Ser Tyr Leu Lys Gly Ser Ser Gly Gly Pro Leu Leu
      130             135             140
Cys Pro Ala Gly His Ala Val Gly Ile Phe Arg Ala Ala Val Cys Thr
      145             150             155             160
Arg Gly Val Ala Lys Ala Val Asp Phe Ile Pro Val Glu Ser Leu Glu
      165             170             175
Thr Thr Met Arg Ser Pro Val Phe Ser Asp Asn Ser Ser Pro Pro Ala
      180             185             190
Val Pro Gln Ser Tyr Gln Val Ala His Leu His Ala Pro Thr Gly Ser
      195             200             205
Gly Lys Ser Thr Lys Val Pro Ala Ala Tyr Ala Ala Gln Gly Tyr Lys
      210             215             220
Val Leu Val Leu Asn Pro Ser Val Ala Ala Thr Met Gly Phe Gly Ala
      225             230             235             240
Tyr Met Ser Lys Ala His Gly Ile Asp Pro Asn Ile Arg Thr Gly Val
      245             250             255
Arg Thr Ile Thr Thr Gly Ser Pro Ile Thr Tyr Ser Thr Tyr Gly Lys

```

			260					265				270			
Phe	Leu	Ala	Asp	Gly	Gly	Cys	Ser	Gly	Gly	Ala	Tyr	Asp	Ile	Ile	Ile
			275					280				285			
Cys	Asp	Glu	Cys	His	Ser	Thr	Asp	Ala	Thr	Ser	Ile	Leu	Gly	Ile	Gly
			290				295				300				
Thr	Val	Leu	Asp	Gln	Ala	Glu	Thr	Ala	Gly	Ala	Arg	Leu	Thr	Val	Leu
305					310					315					320
Ala	Thr	Ala	Thr	Pro	Pro	Gly	Ser	Val	Thr	Val	Pro	His	Pro	Asn	Ile
				325						330					335
Glu	Glu	Val	Ala	Leu	Ser	Thr	Thr	Gly	Glu	Ile	Pro	Phe	Tyr	Gly	Lys
			340					345					350		
Ala	Ile	Pro	Leu	Glu	Ala	Ile	Lys	Gly	Gly	Arg	His	Leu	Ile	Phe	Cys
		355					360					365			
His	Ser	Lys	Lys	Lys	Cys	Asp	Glu	Leu	Ala	Ala	Lys	Leu	Val	Ala	Leu
	370					375					380				
Gly	Val	Asn	Ala	Val	Ala	Tyr	Tyr	Arg	Gly	Leu	Asp	Val	Ser	Val	Ile
385					390					395					400
Pro	Thr	Ser	Gly	Asp	Val	Val	Val	Val	Ala	Thr	Asp	Ala	Leu	Met	Thr
				405					410						415
Gly	Phe	Thr	Gly	Asp	Phe	Asp	Ser	Val	Ile	Asp	Cys	Asn	Thr	Cys	Val
			420					425					430		
Thr	Gln	Thr	Val	Asp	Phe	Ser	Leu	Asp	Pro	Thr	Phe	Thr	Ile	Glu	Thr
		435					440						445		
Ile	Thr	Leu	Pro	Gln	Asp	Ala	Val	Ser	Arg	Thr	Gln	Arg	Arg	Gly	Arg
		450				455					460				
Thr	Gly	Arg	Gly	Lys	Pro	Gly	Ile	Tyr	Arg	Phe	Val	Ala	Pro	Gly	Glu
465					470					475					480
Arg	Pro	Ser	Gly	Met	Phe	Asp	Ser	Ser	Val	Leu	Cys	Glu	Cys	Tyr	Asp
				485					490					495	
Ala	Gly	Cys	Ala	Trp	Tyr	Glu	Leu	Thr	Pro	Ala	Glu	Thr	Thr	Val	Arg
			500					505						510	
Leu	Arg	Ala	Tyr	Met	Asn	Thr	Pro	Gly	Leu	Pro	Val	Cys	Gln	Asp	His
		515					520					525			
Leu	Glu	Phe	Trp	Glu	Gly	Val	Phe	Thr	Gly	Leu	Thr	His	Ile	Asp	Ala
		530				535						540			
His	Phe	Leu	Ser	Gln	Thr	Lys	Gln	Ser	Gly	Glu	Asn	Leu	Pro	Tyr	Leu
545					550					555					560
Val	Ala	Tyr	Gln	Ala	Thr	Val	Cys	Ala	Arg	Ala	Gln	Ala	Pro	Pro	Pro
				565					570						575
Ser	Trp	Asp	Gln	Met	Trp	Lys	Cys	Leu	Ile	Arg	Leu	Lys	Pro	Thr	Leu
			580					585							590
His	Gly	Pro	Thr	Pro	Leu	Leu	Tyr	Arg	Leu	Gly	Ala	Val	Gln	Asn	Glu
		595					600								605
Val	Thr	Leu	Thr	His	Pro	Val	Thr	Lys	Tyr	Ile	Met	Thr	Cys	Met	Ser
		610				615						620			
Ala	Asp	Leu	Glu	Val	Val	Thr	Ser	Thr	Trp	Val	Leu	Val	Gly	Gly	Val
625					630					635					640
Leu	Ala	Ala	Leu	Ala	Ala	Tyr	Cys	Leu	Ser	Thr	Gly	Cys	Val	Val	Ile
				645						650					655
Val	Gly	Arg	Ile	Val	Leu	Ser	Gly	Lys	Pro	Ala	Ile	Ile	Pro	Asp	Arg
			660					665							670
Glu	Val	Leu	Tyr	Arg	Glu	Phe	Asp	Glu	Met	Glu	Glu	Cys			
		675					680					685			

<210> 44  
 <211> 685



<212> PRT

<213> Artificial Sequence

<220>

<223> Mutant Hepatitis C virus NS3/4A peptide

<400> 44

Ala Pro Ile Thr Gly Tyr Ala Gln Gln Thr Arg Gly Leu Leu Gly Cys  
 1 5 10 15  
 Ile Ile Thr Ser Leu Thr Gly Arg Asp Lys Asn Gln Val Glu Gly Glu  
 20 25 30  
 Val Gln Ile Val Ser Thr Ala Ala Gln Thr Phe Leu Ala Thr Cys Ile  
 35 40 45  
 Asn Gly Val Cys Trp Thr Val Tyr His Gly Ala Gly Thr Arg Thr Ile  
 50 55 60  
 Ala Ser Pro Lys Gly Pro Val Ile Gln Met Tyr Thr Asn Val Asp Gln  
 65 70 75 80  
 Asp Leu Val Gly Trp Pro Ala Pro Gln Gly Ala Arg Ser Leu Thr Pro  
 85 90 95  
 Cys Thr Cys Gly Ser Ser Asp Leu Tyr Leu Val Thr Arg His Ala Asp  
 100 105 110  
 Val Ile Pro Val Arg Arg Arg Gly Asp Gly Arg Gly Ser Leu Leu Ser  
 115 120 125  
 Pro Arg Pro Ile Ser Tyr Leu Lys Gly Ser Ser Gly Gly Pro Leu Leu  
 130 135 140  
 Cys Pro Ala Gly His Ala Val Gly Ile Phe Arg Ala Ala Val Cys Thr  
 145 150 155 160  
 Arg Gly Val Ala Lys Ala Val Asp Phe Ile Pro Val Glu Ser Leu Glu  
 165 170 175  
 Thr Thr Met Arg Ser Pro Val Phe Ser Asp Asn Ser Ser Pro Pro Ala  
 180 185 190  
 Val Pro Gln Ser Tyr Gln Val Ala His Leu His Ala Pro Thr Gly Ser  
 195 200 205  
 Gly Lys Ser Thr Lys Val Pro Ala Ala Tyr Ala Ala Gln Gly Tyr Lys  
 210 215 220  
 Val Leu Val Leu Asn Pro Ser Val Ala Ala Thr Met Gly Phe Gly Ala  
 225 230 235 240  
 Tyr Met Ser Lys Ala His Gly Ile Asp Pro Asn Ile Arg Thr Gly Val  
 245 250 255  
 Arg Thr Ile Thr Thr Gly Ser Pro Ile Thr Tyr Ser Thr Tyr Gly Lys  
 260 265 270  
 Phe Leu Ala Asp Gly Gly Cys Ser Gly Gly Ala Tyr Asp Ile Ile Ile  
 275 280 285  
 Cys Asp Glu Cys His Ser Thr Asp Ala Thr Ser Ile Leu Gly Ile Gly  
 290 295 300  
 Thr Val Leu Asp Gln Ala Glu Thr Ala Gly Ala Arg Leu Thr Val Leu  
 305 310 315 320  
 Ala Thr Ala Thr Pro Pro Gly Ser Val Thr Val Pro His Pro Asn Ile  
 325 330 335  
 Glu Glu Val Ala Leu Ser Thr Thr Gly Glu Ile Pro Phe Tyr Gly Lys  
 340 345 350  
 Ala Ile Pro Leu Glu Ala Ile Lys Gly Gly Arg His Leu Ile Phe Cys  
 355 360 365  
 His Ser Lys Lys Lys Cys Asp Glu Leu Ala Ala Lys Leu Val Ala Leu  
 370 375 380  
 Gly Val Asn Ala Val Ala Tyr Tyr Arg Gly Leu Asp Val Ser Val Ile  
 385 390 395 400

Pro Thr Ser Gly Asp Val Val Val Val Ala Thr Asp Ala Leu Met Thr  
 405 410 415  
 Gly Phe Thr Gly Asp Phe Asp Ser Val Ile Asp Cys Asn Thr Cys Val  
 420 425 430  
 Thr Gln Thr Val Asp Phe Ser Leu Asp Pro Thr Phe Thr Ile Glu Thr  
 435 440 445  
 Ile Thr Leu Pro Gln Asp Ala Val Ser Arg Thr Gln Arg Arg Gly Arg  
 450 455 460  
 Thr Gly Arg Gly Lys Pro Gly Ile Tyr Arg Phe Val Ala Pro Gly Glu  
 465 470 475 480  
 Arg Pro Ser Gly Met Phe Asp Ser Ser Val Leu Cys Glu Cys Tyr Asp  
 485 490 495  
 Ala Gly Cys Ala Trp Tyr Glu Leu Thr Pro Ala Glu Thr Thr Val Arg  
 500 505 510  
 Leu Arg Ala Tyr Met Asn Thr Pro Gly Leu Pro Val Cys Gln Asp His  
 515 520 525  
 Leu Glu Phe Trp Glu Gly Val Phe Thr Gly Leu Thr His Ile Asp Ala  
 530 535 540  
 His Phe Leu Ser Gln Thr Lys Gln Ser Gly Glu Asn Leu Pro Tyr Leu  
 545 550 555 560  
 Val Ala Tyr Gln Ala Thr Val Cys Ala Arg Ala Gln Ala Pro Pro Pro  
 565 570 575  
 Ser Trp Asp Gln Met Trp Lys Cys Leu Ile Arg Leu Lys Pro Thr Leu  
 580 585 590  
 His Gly Pro Thr Pro Leu Leu Tyr Arg Leu Gly Ala Val Gln Asn Glu  
 595 600 605  
 Val Thr Leu Thr His Pro Val Thr Lys Tyr Ile Met Thr Cys Met Ser  
 610 615 620  
 Ala Asp Leu Glu Val Val Thr Ser Thr Trp Val Leu Val Gly Gly Val  
 625 630 635 640  
 Leu Ala Ala Leu Ala Ala Tyr Cys Leu Ser Thr Gly Cys Val Val Ile  
 645 650 655  
 Val Gly Arg Ile Val Leu Ser Gly Lys Pro Ala Ile Ile Pro Asp Arg  
 660 665 670  
 Glu Val Leu Tyr Arg Glu Phe Asp Glu Met Glu Glu Cys  
 675 680 685

<210> 45  
 <211> 685  
 <212> PRT  
 <213> Artificial Sequence

<220>  
 <223> Mutant Hepatitis C virus NS3/4A peptide

<400> 45  
 Ala Pro Ile Thr Ala Ala Ala Gln Gln Thr Arg Gly Leu Leu Gly Cys  
 1 5 10 15  
 Ile Ile Thr Ser Leu Thr Gly Arg Asp Lys Asn Gln Val Glu Gly Glu  
 20 25 30  
 Val Gln Ile Val Ser Thr Ala Ala Gln Thr Phe Leu Ala Thr Cys Ile  
 35 40 45  
 Asn Gly Val Cys Trp Thr Val Tyr His Gly Ala Gly Thr Arg Thr Ile  
 50 55 60  
 Ala Ser Pro Lys Gly Pro Val Ile Gln Met Tyr Thr Asn Val Asp Gln  
 65 70 75 80

Asp Leu Val Gly Trp Pro Ala Pro Gln Gly Ala Arg Ser Leu Thr Pro  
 85 90 95  
 Cys Thr Cys Gly Ser Ser Asp Leu Tyr Leu Val Thr Arg His Ala Asp  
 100 105 110  
 Val Ile Pro Val Arg Arg Arg Gly Asp Gly Arg Gly Ser Leu Leu Ser  
 115 120 125  
 Pro Arg Pro Ile Ser Tyr Leu Lys Gly Ser Ser Gly Gly Pro Leu Leu  
 130 135 140  
 Cys Pro Ala Gly His Ala Val Gly Ile Phe Arg Ala Ala Val Cys Thr  
 145 150 155 160  
 Arg Gly Val Ala Lys Ala Val Asp Phe Ile Pro Val Glu Ser Leu Glu  
 165 170 175  
 Thr Thr Met Arg Ser Pro Val Phe Ser Asp Asn Ser Ser Pro Pro Ala  
 180 185 190  
 Val Pro Gln Ser Tyr Gln Val Ala His Leu His Ala Pro Thr Gly Ser  
 195 200 205  
 Gly Lys Ser Thr Lys Val Pro Ala Ala Tyr Ala Ala Gln Gly Tyr Lys  
 210 215 220  
 Val Leu Val Leu Asn Pro Ser Val Ala Ala Thr Met Gly Phe Gly Ala  
 225 230 235 240  
 Tyr Met Ser Lys Ala His Gly Ile Asp Pro Asn Ile Arg Thr Gly Val  
 245 250 255  
 Arg Thr Ile Thr Thr Gly Ser Pro Ile Thr Tyr Ser Thr Tyr Gly Lys  
 260 265 270  
 Phe Leu Ala Asp Gly Gly Cys Ser Gly Gly Ala Tyr Asp Ile Ile Ile  
 275 280 285  
 Cys Asp Glu Cys His Ser Thr Asp Ala Thr Ser Ile Leu Gly Ile Gly  
 290 295 300  
 Thr Val Leu Asp Gln Ala Glu Thr Ala Gly Ala Arg Leu Thr Val Leu  
 305 310 315 320  
 Ala Thr Ala Thr Pro Pro Gly Ser Val Thr Val Pro His Pro Asn Ile  
 325 330 335  
 Glu Glu Val Ala Leu Ser Thr Thr Gly Glu Ile Pro Phe Tyr Gly Lys  
 340 345 350  
 Ala Ile Pro Leu Glu Ala Ile Lys Gly Gly Arg His Leu Ile Phe Cys  
 355 360 365  
 His Ser Lys Lys Lys Cys Asp Glu Leu Ala Ala Lys Leu Val Ala Leu  
 370 375 380  
 Gly Val Asn Ala Val Ala Tyr Tyr Arg Gly Leu Asp Val Ser Val Ile  
 385 390 395 400  
 Pro Thr Ser Gly Asp Val Val Val Val Ala Thr Asp Ala Leu Met Thr  
 405 410 415  
 Gly Phe Thr Gly Asp Phe Asp Ser Val Ile Asp Cys Asn Thr Cys Val  
 420 425 430  
 Thr Gln Thr Val Asp Phe Ser Leu Asp Pro Thr Phe Thr Ile Glu Thr  
 435 440 445  
 Ile Thr Leu Pro Gln Asp Ala Val Ser Arg Thr Gln Arg Arg Gly Arg  
 450 455 460  
 Thr Gly Arg Gly Lys Pro Gly Ile Tyr Arg Phe Val Ala Pro Gly Glu  
 465 470 475 480  
 Arg Pro Ser Gly Met Phe Asp Ser Ser Val Leu Cys Glu Cys Tyr Asp  
 485 490 495  
 Ala Gly Cys Ala Trp Tyr Glu Leu Thr Pro Ala Glu Thr Thr Val Arg  
 500 505 510  
 Leu Arg Ala Tyr Met Asn Thr Pro Gly Leu Pro Val Cys Gln Asp His  
 515 520 525  
 Leu Glu Phe Trp Glu Gly Val Phe Thr Gly Leu Thr His Ile Asp Ala

530 535 540  
 His Phe Leu Ser Gln Thr Lys Gln Ser Gly Glu Asn Leu Pro Tyr Leu  
 545 550 555 560  
 Val Ala Tyr Gln Ala Thr Val Cys Ala Arg Ala Gln Ala Pro Pro Pro  
 565 570 575  
 Ser Trp Asp Gln Met Trp Lys Cys Leu Ile Arg Leu Lys Pro Thr Leu  
 580 585 590  
 His Gly Pro Thr Pro Leu Leu Tyr Arg Leu Gly Ala Val Gln Asn Glu  
 595 600 605  
 Val Thr Leu Thr His Pro Val Thr Lys Tyr Ile Met Thr Cys Met Ser  
 610 615 620  
 Ala Asp Leu Glu Val Val Thr Ser Thr Trp Val Leu Val Gly Gly Val  
 625 630 635 640  
 Leu Ala Ala Leu Ala Ala Tyr Cys Leu Ser Thr Gly Cys Val Val Ile  
 645 650 655  
 Val Gly Arg Ile Val Leu Ser Gly Lys Pro Ala Ile Ile Pro Asp Arg  
 660 665 670  
 Glu Val Leu Tyr Arg Glu Phe Asp Glu Met Glu Glu Cys  
 675 680 685

<210> 46  
 <211> 685  
 <212> PRT  
 <213> Artificial Sequence

<220>  
 <223> Mutant Hepatitis C virus NS3/4A peptide

<400> 46  
 Ala Pro Ile Thr Ala Tyr Gly Gln Gln Thr Arg Gly Leu Leu Gly Cys  
 1 5 10 15  
 Ile Ile Thr Ser Leu Thr Gly Arg Asp Lys Asn Gln Val Glu Gly Glu  
 20 25 30  
 Val Gln Ile Val Ser Thr Ala Ala Gln Thr Phe Leu Ala Thr Cys Ile  
 35 40 45  
 Asn Gly Val Cys Trp Thr Val Tyr His Gly Ala Gly Thr Arg Thr Ile  
 50 55 60  
 Ala Ser Pro Lys Gly Pro Val Ile Gln Met Tyr Thr Asn Val Asp Gln  
 65 70 75 80  
 Asp Leu Val Gly Trp Pro Ala Pro Gln Gly Ala Arg Ser Leu Thr Pro  
 85 90 95  
 Cys Thr Cys Gly Ser Ser Asp Leu Tyr Leu Val Thr Arg His Ala Asp  
 100 105 110  
 Val Ile Pro Val Arg Arg Arg Gly Asp Gly Arg Gly Ser Leu Leu Ser  
 115 120 125  
 Pro Arg Pro Ile Ser Tyr Leu Lys Gly Ser Ser Gly Gly Pro Leu Leu  
 130 135 140  
 Cys Pro Ala Gly His Ala Val Gly Ile Phe Arg Ala Ala Val Cys Thr  
 145 150 155 160  
 Arg Gly Val Ala Lys Ala Val Asp Phe Ile Pro Val Glu Ser Leu Glu  
 165 170 175  
 Thr Thr Met Arg Ser Pro Val Phe Ser Asp Asn Ser Ser Pro Pro Ala  
 180 185 190  
 Val Pro Gln Ser Tyr Gln Val Ala His Leu His Ala Pro Thr Gly Ser  
 195 200 205  
 Gly Lys Ser Thr Lys Val Pro Ala Ala Tyr Ala Ala Gln Gly Tyr Lys

210		215		220
Val Leu Val Leu Asn Pro Ser Val Ala Ala Thr Met Gly Phe Gly Ala				
225		230		235
Tyr Met Ser Lys Ala His Gly Ile Asp Pro Asn Ile Arg Thr Gly Val				240
		245		250
Arg Thr Ile Thr Thr Gly Ser Pro Ile Thr Tyr Ser Thr Tyr Gly Lys				255
		260		265
Phe Leu Ala Asp Gly Gly Cys Ser Gly Gly Ala Tyr Asp Ile Ile Ile				270
		275		280
Cys Asp Glu Cys His Ser Thr Asp Ala Thr Ser Ile Leu Gly Ile Gly				285
		290		295
Thr Val Leu Asp Gln Ala Glu Thr Ala Gly Ala Arg Leu Thr Val Leu				300
305		310		315
Ala Thr Ala Thr Pro Pro Gly Ser Val Thr Val Pro His Pro Asn Ile				320
		325		330
Glu Glu Val Ala Leu Ser Thr Thr Gly Glu Ile Pro Phe Tyr Gly Lys				335
		340		345
Ala Ile Pro Leu Glu Ala Ile Lys Gly Gly Arg His Leu Ile Phe Cys				350
		355		360
His Ser Lys Lys Lys Cys Asp Glu Leu Ala Ala Lys Leu Val Ala Leu				365
		370		375
Gly Val Asn Ala Val Ala Tyr Tyr Arg Gly Leu Asp Val Ser Val Ile				380
385		390		395
Pro Thr Ser Gly Asp Val Val Val Val Ala Thr Asp Ala Leu Met Thr				400
		405		410
Gly Phe Thr Gly Asp Phe Asp Ser Val Ile Asp Cys Asn Thr Cys Val				415
		420		425
Thr Gln Thr Val Asp Phe Ser Leu Asp Pro Thr Phe Thr Ile Glu Thr				430
		435		440
Ile Thr Leu Pro Gln Asp Ala Val Ser Arg Thr Gln Arg Arg Gly Arg				445
		450		455
Thr Gly Arg Gly Lys Pro Gly Ile Tyr Arg Phe Val Ala Pro Gly Glu				460
465		470		475
Arg Pro Ser Gly Met Phe Asp Ser Ser Val Leu Cys Glu Cys Tyr Asp				480
		485		490
Ala Gly Cys Ala Trp Tyr Glu Leu Thr Pro Ala Glu Thr Thr Val Arg				495
		500		505
Leu Arg Ala Tyr Met Asn Thr Pro Gly Leu Pro Val Cys Gln Asp His				510
		515		520
Leu Glu Phe Trp Glu Gly Val Phe Thr Gly Leu Thr His Ile Asp Ala				525
		530		535
His Phe Leu Ser Gln Thr Lys Gln Ser Gly Glu Asn Leu Pro Tyr Leu				540
545		550		555
Val Ala Tyr Gln Ala Thr Val Cys Ala Arg Ala Gln Ala Pro Pro Pro				560
		565		570
Ser Trp Asp Gln Met Trp Lys Cys Leu Ile Arg Leu Lys Pro Thr Leu				575
		580		585
His Gly Pro Thr Pro Leu Leu Tyr Arg Leu Gly Ala Val Gln Asn Glu				590
		595		600
Val Thr Leu Thr His Pro Val Thr Lys Tyr Ile Met Thr Cys Met Ser				605
		610		615
Ala Asp Leu Glu Val Val Thr Ser Thr Trp Val Leu Val Gly Gly Val				620
625		630		635
Leu Ala Ala Leu Ala Ala Tyr Cys Leu Ser Thr Gly Cys Val Val Ile				640
		645		650
Val Gly Arg Ile Val Leu Ser Gly Lys Pro Ala Ile Ile Pro Asp Arg				655
		660		665
				670

Glu Val Leu Tyr Arg Glu Phe Asp Glu Met Glu Glu Cys  
 675 680 685

<210> 47  
 <211> 685  
 <212> PRT  
 <213> Artificial Sequence

<220>  
 <223> Mutant Hepatitis C virus NS3/4A peptide

<400> 47  
 Ala Pro Ile Thr Ala Tyr Ala Ala Gln Thr Arg Gly Leu Leu Gly Cys  
 1 5 10 15  
 Ile Ile Thr Ser Leu Thr Gly Arg Asp Lys Asn Gln Val Glu Gly Glu  
 20 25 30  
 Val Gln Ile Val Ser Thr Ala Ala Gln Thr Phe Leu Ala Thr Cys Ile  
 35 40 45  
 Asn Gly Val Cys Trp Thr Val Tyr His Gly Ala Gly Thr Arg Thr Ile  
 50 55 60  
 Ala Ser Pro Lys Gly Pro Val Ile Gln Met Tyr Thr Asn Val Asp Gln  
 65 70 75 80  
 Asp Leu Val Gly Trp Pro Ala Pro Gln Gly Ala Arg Ser Leu Thr Pro  
 85 90 95  
 Cys Thr Cys Gly Ser Ser Asp Leu Tyr Leu Val Thr Arg His Ala Asp  
 100 105 110  
 Val Ile Pro Val Arg Arg Arg Gly Asp Gly Arg Gly Ser Leu Leu Ser  
 115 120 125  
 Pro Arg Pro Ile Ser Tyr Leu Lys Gly Ser Ser Gly Gly Pro Leu Leu  
 130 135 140  
 Cys Pro Ala Gly His Ala Val Gly Ile Phe Arg Ala Ala Val Cys Thr  
 145 150 155 160  
 Arg Gly Val Ala Lys Ala Val Asp Phe Ile Pro Val Glu Ser Leu Glu  
 165 170 175  
 Thr Thr Met Arg Ser Pro Val Phe Ser Asp Asn Ser Ser Pro Pro Ala  
 180 185 190  
 Val Pro Gln Ser Tyr Gln Val Ala His Leu His Ala Pro Thr Gly Ser  
 195 200 205  
 Gly Lys Ser Thr Lys Val Pro Ala Ala Tyr Ala Ala Gln Gly Tyr Lys  
 210 215 220  
 Val Leu Val Leu Asn Pro Ser Val Ala Ala Thr Met Gly Phe Gly Ala  
 225 230 235 240  
 Tyr Met Ser Lys Ala His Gly Ile Asp Pro Asn Ile Arg Thr Gly Val  
 245 250 255  
 Arg Thr Ile Thr Thr Gly Ser Pro Ile Thr Tyr Ser Thr Tyr Gly Lys  
 260 265 270  
 Phe Leu Ala Asp Gly Gly Cys Ser Gly Gly Ala Tyr Asp Ile Ile Ile  
 275 280 285  
 Cys Asp Glu Cys His Ser Thr Asp Ala Thr Ser Ile Leu Gly Ile Gly  
 290 295 300  
 Thr Val Leu Asp Gln Ala Glu Thr Ala Gly Ala Arg Leu Thr Val Leu  
 305 310 315 320  
 Ala Thr Ala Thr Pro Pro Gly Ser Val Thr Val Pro His Pro Asn Ile  
 325 330 335  
 Glu Glu Val Ala Leu Ser Thr Thr Gly Glu Ile Pro Phe Tyr Gly Lys  
 340 345 350

Ala Ile Pro Leu Glu Ala Ile Lys Gly Gly Arg His Leu Ile Phe Cys  
 355 360 365  
 His Ser Lys Lys Lys Cys Asp Glu Leu Ala Ala Lys Leu Val Ala Leu  
 370 375 380  
 Gly Val Asn Ala Val Ala Tyr Tyr Arg Gly Leu Asp Val Ser Val Ile  
 385 390 395 400  
 Pro Thr Ser Gly Asp Val Val Val Val Ala Thr Asp Ala Leu Met Thr  
 405 410 415  
 Gly Phe Thr Gly Asp Phe Asp Ser Val Ile Asp Cys Asn Thr Cys Val  
 420 425 430  
 Thr Gln Thr Val Asp Phe Ser Leu Asp Pro Thr Phe Thr Ile Glu Thr  
 435 440 445  
 Ile Thr Leu Pro Gln Asp Ala Val Ser Arg Thr Gln Arg Arg Gly Arg  
 450 455 460  
 Thr Gly Arg Gly Lys Pro Gly Ile Tyr Arg Phe Val Ala Pro Gly Glu  
 465 470 475 480  
 Arg Pro Ser Gly Met Phe Asp Ser Ser Val Leu Cys Glu Cys Tyr Asp  
 485 490 495  
 Ala Gly Cys Ala Trp Tyr Glu Leu Thr Pro Ala Glu Thr Thr Val Arg  
 500 505 510  
 Leu Arg Ala Tyr Met Asn Thr Pro Gly Leu Pro Val Cys Gln Asp His  
 515 520 525  
 Leu Glu Phe Trp Glu Gly Val Phe Thr Gly Leu Thr His Ile Asp Ala  
 530 535 540  
 His Phe Leu Ser Gln Thr Lys Gln Ser Gly Glu Asn Leu Pro Tyr Leu  
 545 550 555 560  
 Val Ala Tyr Gln Ala Thr Val Cys Ala Arg Ala Gln Ala Pro Pro Pro  
 565 570 575  
 Ser Trp Asp Gln Met Trp Lys Cys Leu Ile Arg Leu Lys Pro Thr Leu  
 580 585 590  
 His Gly Pro Thr Pro Leu Leu Tyr Arg Leu Gly Ala Val Gln Asn Glu  
 595 600 605  
 Val Thr Leu Thr His Pro Val Thr Lys Tyr Ile Met Thr Cys Met Ser  
 610 615 620  
 Ala Asp Leu Glu Val Val Thr Ser Thr Trp Val Leu Val Gly Gly Val  
 625 630 635 640  
 Leu Ala Ala Leu Ala Tyr Cys Leu Ser Thr Gly Cys Val Val Ile  
 645 650 655  
 Val Gly Arg Ile Val Leu Ser Gly Lys Pro Ala Ile Ile Pro Asp Arg  
 660 665 670  
 Glu Val Leu Tyr Arg Glu Phe Asp Glu Met Glu Glu Cys  
 675 680 685

<210> 48  
 <211> 685  
 <212> PRT  
 <213> Artificial Sequence

<220>  
 <223> Mutant Hepatitis C virus NS3/4A peptide

<400> 48  
 Ala Pro Ile Thr Ala Tyr Ala Gln Ala Thr Arg Gly Leu Leu Gly Cys  
 1 5 10 15  
 Ile Ile Thr Ser Leu Thr Gly Arg Asp Lys Asn Gln Val Glu Gly Glu  
 20 25 30

Val Gln Ile Val Ser Thr Ala Ala Gln Thr Phe Leu Ala Thr Cys Ile  
 35 40 45  
 Asn Gly Val Cys Trp Thr Val Tyr His Gly Ala Gly Thr Arg Thr Ile  
 50 55 60  
 Ala Ser Pro Lys Gly Pro Val Ile Gln Met Tyr Thr Asn Val Asp Gln  
 65 70 75 80  
 Asp Leu Val Gly Trp Pro Ala Pro Gln Gly Ala Arg Ser Leu Thr Pro  
 85 90 95  
 Cys Thr Cys Gly Ser Ser Asp Leu Tyr Leu Val Thr Arg His Ala Asp  
 100 105 110  
 Val Ile Pro Val Arg Arg Arg Gly Asp Gly Arg Gly Ser Leu Leu Ser  
 115 120 125  
 Pro Arg Pro Ile Ser Tyr Leu Lys Gly Ser Ser Gly Gly Pro Leu Leu  
 130 135 140  
 Cys Pro Ala Gly His Ala Val Gly Ile Phe Arg Ala Ala Val Cys Thr  
 145 150 155 160  
 Arg Gly Val Ala Lys Ala Val Asp Phe Ile Pro Val Glu Ser Leu Glu  
 165 170 175  
 Thr Thr Met Arg Ser Pro Val Phe Ser Asp Asn Ser Ser Pro Pro Ala  
 180 185 190  
 Val Pro Gln Ser Tyr Gln Val Ala His Leu His Ala Pro Thr Gly Ser  
 195 200 205  
 Gly Lys Ser Thr Lys Val Pro Ala Ala Tyr Ala Ala Gln Gly Tyr Lys  
 210 215 220  
 Val Leu Val Leu Asn Pro Ser Val Ala Ala Thr Met Gly Phe Gly Ala  
 225 230 235 240  
 Tyr Met Ser Lys Ala His Gly Ile Asp Pro Asn Ile Arg Thr Gly Val  
 245 250 255  
 Arg Thr Ile Thr Thr Gly Ser Pro Ile Thr Tyr Ser Thr Tyr Gly Lys  
 260 265 270  
 Phe Leu Ala Asp Gly Gly Cys Ser Gly Gly Ala Tyr Asp Ile Ile Ile  
 275 280 285  
 Cys Asp Glu Cys His Ser Thr Asp Ala Thr Ser Ile Leu Gly Ile Gly  
 290 295 300  
 Thr Val Leu Asp Gln Ala Glu Thr Ala Gly Ala Arg Leu Thr Val Leu  
 305 310 315 320  
 Ala Thr Ala Thr Pro Pro Gly Ser Val Thr Val Pro His Pro Asn Ile  
 325 330 335  
 Glu Glu Val Ala Leu Ser Thr Thr Gly Glu Ile Pro Phe Tyr Gly Lys  
 340 345 350  
 Ala Ile Pro Leu Glu Ala Ile Lys Gly Gly Arg His Leu Ile Phe Cys  
 355 360 365  
 His Ser Lys Lys Lys Cys Asp Glu Leu Ala Ala Lys Leu Val Ala Leu  
 370 375 380  
 Gly Val Asn Ala Val Ala Tyr Tyr Arg Gly Leu Asp Val Ser Val Ile  
 385 390 395 400  
 Pro Thr Ser Gly Asp Val Val Val Val Ala Thr Asp Ala Leu Met Thr  
 405 410 415  
 Gly Phe Thr Gly Asp Phe Asp Ser Val Ile Asp Cys Asn Thr Cys Val  
 420 425 430  
 Thr Gln Thr Val Asp Phe Ser Leu Asp Pro Thr Phe Thr Ile Glu Thr  
 435 440 445  
 Ile Thr Leu Pro Gln Asp Ala Val Ser Arg Thr Gln Arg Arg Gly Arg  
 450 455 460  
 Thr Gly Arg Gly Lys Pro Gly Ile Tyr Arg Phe Val Ala Pro Gly Glu  
 465 470 475 480  
 Arg Pro Ser Gly Met Phe Asp Ser Ser Val Leu Cys Glu Cys Tyr Asp



			485						490					495	
Ala	Gly	Cys	Ala	Trp	Tyr	Glu	Leu	Thr	Pro	Ala	Glu	Thr	Thr	Val	Arg
			500						505					510	
Leu	Arg	Ala	Tyr	Met	Asn	Thr	Pro	Gly	Leu	Pro	Val	Cys	Gln	Asp	His
		515					520					525			
Leu	Glu	Phe	Trp	Glu	Gly	Val	Phe	Thr	Gly	Leu	Thr	His	Ile	Asp	Ala
	530				535						540				
His	Phe	Leu	Ser	Gln	Thr	Lys	Gln	Ser	Gly	Glu	Asn	Leu	Pro	Tyr	Leu
545				550						555					560
Val	Ala	Tyr	Gln	Ala	Thr	Val	Cys	Ala	Arg	Ala	Gln	Ala	Pro	Pro	Pro
			565						570						575
Ser	Trp	Asp	Gln	Met	Trp	Lys	Cys	Leu	Ile	Arg	Leu	Lys	Pro	Thr	Leu
			580					585						590	
His	Gly	Pro	Thr	Pro	Leu	Leu	Tyr	Arg	Leu	Gly	Ala	Val	Gln	Asn	Glu
		595					600					605			
Val	Thr	Leu	Thr	His	Pro	Val	Thr	Lys	Tyr	Ile	Met	Thr	Cys	Met	Ser
	610					615					620				
Ala	Asp	Leu	Glu	Val	Val	Thr	Ser	Thr	Trp	Val	Leu	Val	Gly	Gly	Val
625					630					635					640
Leu	Ala	Ala	Leu	Ala	Ala	Tyr	Cys	Leu	Ser	Thr	Gly	Cys	Val	Val	Ile
			645					650						655	
Val	Gly	Arg	Ile	Val	Leu	Ser	Gly	Lys	Pro	Ala	Ile	Ile	Pro	Asp	Arg
		660						665					670		
Glu	Val	Leu	Tyr	Arg	Glu	Phe	Asp	Glu	Met	Glu	Glu	Cys			
		675					680					685			

<210> 49  
 <211> 685  
 <212> PRT  
 <213> Artificial Sequence

<220>  
 <223> Mutant Hepatitis C virus NS3/4A peptide

<400> 49

Ala	Pro	Ile	Thr	Ala	Tyr	Ala	Gln	Gln	Ala	Arg	Gly	Leu	Leu	Gly	Cys
1				5					10					15	
Ile	Ile	Thr	Ser	Leu	Thr	Gly	Arg	Asp	Lys	Asn	Gln	Val	Glu	Gly	Glu
			20					25					30		
Val	Gln	Ile	Val	Ser	Thr	Ala	Ala	Gln	Thr	Phe	Leu	Ala	Thr	Cys	Ile
		35				40					45				
Asn	Gly	Val	Cys	Trp	Thr	Val	Tyr	His	Gly	Ala	Gly	Thr	Arg	Thr	Ile
50						55					60				
Ala	Ser	Pro	Lys	Gly	Pro	Val	Ile	Gln	Met	Tyr	Thr	Asn	Val	Asp	Gln
65					70				75					80	
Asp	Leu	Val	Gly	Trp	Pro	Ala	Pro	Gln	Gly	Ala	Arg	Ser	Leu	Thr	Pro
			85					90						95	
Cys	Thr	Cys	Gly	Ser	Ser	Asp	Leu	Tyr	Leu	Val	Thr	Arg	His	Ala	Asp
			100				105						110		
Val	Ile	Pro	Val	Arg	Arg	Arg	Gly	Asp	Gly	Arg	Gly	Ser	Leu	Leu	Ser
		115					120					125			
Pro	Arg	Pro	Ile	Ser	Tyr	Leu	Lys	Gly	Ser	Ser	Gly	Gly	Pro	Leu	Leu
		130				135					140				
Cys	Pro	Ala	Gly	His	Ala	Val	Gly	Ile	Phe	Arg	Ala	Ala	Val	Cys	Thr
145					150					155					160
Arg	Gly	Val	Ala	Lys	Ala	Val	Asp	Phe	Ile	Pro	Val	Glu	Ser	Leu	Glu

				165					170					175	
Thr	Thr	Met	Arg	Ser	Pro	Val	Phe	Ser	Asp	Asn	Ser	Ser	Pro	Pro	Ala
			180						185				190		
Val	Pro	Gln	Ser	Tyr	Gln	Val	Ala	His	Leu	His	Ala	Pro	Thr	Gly	Ser
		195					200					205			
Gly	Lys	Ser	Thr	Lys	Val	Pro	Ala	Ala	Tyr	Ala	Ala	Gln	Gly	Tyr	Lys
	210					215					220				
Val	Leu	Val	Leu	Asn	Pro	Ser	Val	Ala	Ala	Thr	Met	Gly	Phe	Gly	Ala
225					230					235					240
Tyr	Met	Ser	Lys	Ala	His	Gly	Ile	Asp	Pro	Asn	Ile	Arg	Thr	Gly	Val
			245						250					255	
Arg	Thr	Ile	Thr	Thr	Gly	Ser	Pro	Ile	Thr	Tyr	Ser	Thr	Tyr	Gly	Lys
		260						265					270		
Phe	Leu	Ala	Asp	Gly	Gly	Cys	Ser	Gly	Gly	Ala	Tyr	Asp	Ile	Ile	Ile
		275					280					285			
Cys	Asp	Glu	Cys	His	Ser	Thr	Asp	Ala	Thr	Ser	Ile	Leu	Gly	Ile	Gly
	290					295					300				
Thr	Val	Leu	Asp	Gln	Ala	Glu	Thr	Ala	Gly	Ala	Arg	Leu	Thr	Val	Leu
305				310						315					320
Ala	Thr	Ala	Thr	Pro	Pro	Gly	Ser	Val	Thr	Val	Pro	His	Pro	Asn	Ile
			325						330					335	
Glu	Glu	Val	Ala	Leu	Ser	Thr	Thr	Gly	Glu	Ile	Pro	Phe	Tyr	Gly	Lys
		340						345					350		
Ala	Ile	Pro	Leu	Glu	Ala	Ile	Lys	Gly	Gly	Arg	His	Leu	Ile	Phe	Cys
		355					360					365			
His	Ser	Lys	Lys	Lys	Cys	Asp	Glu	Leu	Ala	Ala	Lys	Leu	Val	Ala	Leu
	370					375					380				
Gly	Val	Asn	Ala	Val	Ala	Tyr	Tyr	Arg	Gly	Leu	Asp	Val	Ser	Val	Ile
385				390						395					400
Pro	Thr	Ser	Gly	Asp	Val	Val	Val	Val	Ala	Thr	Asp	Ala	Leu	Met	Thr
			405						410					415	
Gly	Phe	Thr	Gly	Asp	Phe	Asp	Ser	Val	Ile	Asp	Cys	Asn	Thr	Cys	Val
		420					425						430		
Thr	Gln	Thr	Val	Asp	Phe	Ser	Leu	Asp	Pro	Thr	Phe	Thr	Ile	Glu	Thr
		435					440					445			
Ile	Thr	Leu	Pro	Gln	Asp	Ala	Val	Ser	Arg	Thr	Gln	Arg	Arg	Gly	Arg
	450				455						460				
Thr	Gly	Arg	Gly	Lys	Pro	Gly	Ile	Tyr	Arg	Phe	Val	Ala	Pro	Gly	Glu
465					470					475					480
Arg	Pro	Ser	Gly	Met	Phe	Asp	Ser	Ser	Val	Leu	Cys	Glu	Cys	Tyr	Asp
			485						490					495	
Ala	Gly	Cys	Ala	Trp	Tyr	Glu	Leu	Thr	Pro	Ala	Glu	Thr	Thr	Val	Arg
			500					505					510		
Leu	Arg	Ala	Tyr	Met	Asn	Thr	Pro	Gly	Leu	Pro	Val	Cys	Gln	Asp	His
		515				520						525			
Leu	Glu	Phe	Trp	Glu	Gly	Val	Phe	Thr	Gly	Leu	Thr	His	Ile	Asp	Ala
	530					535					540				
His	Phe	Leu	Ser	Gln	Thr	Lys	Gln	Ser	Gly	Glu	Asn	Leu	Pro	Tyr	Leu
545					550					555					560
Val	Ala	Tyr	Gln	Ala	Thr	Val	Cys	Ala	Arg	Ala	Gln	Ala	Pro	Pro	Pro
			565						570					575	
Ser	Trp	Asp	Gln	Met	Trp	Lys	Cys	Leu	Ile	Arg	Leu	Lys	Pro	Thr	Leu
		580						585						590	
His	Gly	Pro	Thr	Pro	Leu	Leu	Tyr	Arg	Leu	Gly	Ala	Val	Gln	Asn	Glu
	595					600						605			
Val	Thr	Leu	Thr	His	Pro	Val	Thr	Lys	Tyr	Ile	Met	Thr	Cys	Met	Ser
	610					615					620				

Ala Asp Leu Glu Val Val Thr Ser Thr Trp Val Leu Val Gly Gly Val  
 625 630 635 640  
 Leu Ala Ala Leu Ala Ala Tyr Cys Leu Ser Thr Gly Cys Val Val Ile  
 645 650 655  
 Val Gly Arg Ile Val Leu Ser Gly Lys Pro Ala Ile Ile Pro Asp Arg  
 660 665 670  
 Glu Val Leu Tyr Arg Glu Phe Asp Glu Met Glu Glu Cys  
 675 680 685

<210> 50  
 <211> 685  
 <212> PRT  
 <213> Artificial Sequence

<220>  
 <223> Mutant Hepatitis C virus NS3/4A peptide

<400> 50  
 Ala Pro Ile Thr Ala Tyr Ala Gln Gln Thr Ala Gly Leu Leu Gly Cys  
 1 5 10 15  
 Ile Ile Thr Ser Leu Thr Gly Arg Asp Lys Asn Gln Val Glu Gly Glu  
 20 25 30  
 Val Gln Ile Val Ser Thr Ala Ala Gln Thr Phe Leu Ala Thr Cys Ile  
 35 40 45  
 Asn Gly Val Cys Trp Thr Val Tyr His Gly Ala Gly Thr Arg Thr Ile  
 50 55 60  
 Ala Ser Pro Lys Gly Pro Val Ile Gln Met Tyr Thr Asn Val Asp Gln  
 65 70 75 80  
 Asp Leu Val Gly Trp Pro Ala Pro Gln Gly Ala Arg Ser Leu Thr Pro  
 85 90 95  
 Cys Thr Cys Gly Ser Ser Asp Leu Tyr Leu Val Thr Arg His Ala Asp  
 100 105 110  
 Val Ile Pro Val Arg Arg Arg Gly Asp Gly Arg Gly Ser Leu Leu Ser  
 115 120 125  
 Pro Arg Pro Ile Ser Tyr Leu Lys Gly Ser Ser Gly Gly Pro Leu Leu  
 130 135 140  
 Cys Pro Ala Gly His Ala Val Gly Ile Phe Arg Ala Ala Val Cys Thr  
 145 150 155 160  
 Arg Gly Val Ala Lys Ala Val Asp Phe Ile Pro Val Glu Ser Leu Glu  
 165 170 175  
 Thr Thr Met Arg Ser Pro Val Phe Ser Asp Asn Ser Ser Pro Pro Ala  
 180 185 190  
 Val Pro Gln Ser Tyr Gln Val Ala His Leu His Ala Pro Thr Gly Ser  
 195 200 205  
 Gly Lys Ser Thr Lys Val Pro Ala Ala Tyr Ala Ala Gln Gly Tyr Lys  
 210 215 220  
 Val Leu Val Leu Asn Pro Ser Val Ala Ala Thr Met Gly Phe Gly Ala  
 225 230 235 240  
 Tyr Met Ser Lys Ala His Gly Ile Asp Pro Asn Ile Arg Thr Gly Val  
 245 250 255  
 Arg Thr Ile Thr Thr Gly Ser Pro Ile Thr Tyr Ser Thr Tyr Gly Lys  
 260 265 270  
 Phe Leu Ala Asp Gly Gly Cys Ser Gly Gly Ala Tyr Asp Ile Ile Ile  
 275 280 285  
 Cys Asp Glu Cys His Ser Thr Asp Ala Thr Ser Ile Leu Gly Ile Gly  
 290 295 300

Thr Val Leu Asp Gln Ala Glu Thr Ala Gly Ala Arg Leu Thr Val Leu  
 305 310 315 320  
 Ala Thr Ala Thr Pro Pro Gly Ser Val Thr Val Pro His Pro Asn Ile  
 325 330 335  
 Glu Glu Val Ala Leu Ser Thr Thr Gly Glu Ile Pro Phe Tyr Gly Lys  
 340 345 350  
 Ala Ile Pro Leu Glu Ala Ile Lys Gly Gly Arg His Leu Ile Phe Cys  
 355 360 365  
 His Ser Lys Lys Lys Cys Asp Glu Leu Ala Ala Lys Leu Val Ala Leu  
 370 375 380  
 Gly Val Asn Ala Val Ala Tyr Tyr Arg Gly Leu Asp Val Ser Val Ile  
 385 390 395 400  
 Pro Thr Ser Gly Asp Val Val Val Val Ala Thr Asp Ala Leu Met Thr  
 405 410 415  
 Gly Phe Thr Gly Asp Phe Asp Ser Val Ile Asp Cys Asn Thr Cys Val  
 420 425 430  
 Thr Gln Thr Val Asp Phe Ser Leu Asp Pro Thr Phe Thr Ile Glu Thr  
 435 440 445  
 Ile Thr Leu Pro Gln Asp Ala Val Ser Arg Thr Gln Arg Arg Gly Arg  
 450 455 460  
 Thr Gly Arg Gly Lys Pro Gly Ile Tyr Arg Phe Val Ala Pro Gly Glu  
 465 470 475 480  
 Arg Pro Ser Gly Met Phe Asp Ser Ser Val Leu Cys Glu Cys Tyr Asp  
 485 490 495  
 Ala Gly Cys Ala Trp Tyr Glu Leu Thr Pro Ala Glu Thr Thr Val Arg  
 500 505 510  
 Leu Arg Ala Tyr Met Asn Thr Pro Gly Leu Pro Val Cys Gln Asp His  
 515 520 525  
 Leu Glu Phe Trp Glu Gly Val Phe Thr Gly Leu Thr His Ile Asp Ala  
 530 535 540  
 His Phe Leu Ser Gln Thr Lys Gln Ser Gly Glu Asn Leu Pro Tyr Leu  
 545 550 555 560  
 Val Ala Tyr Gln Ala Thr Val Cys Ala Arg Ala Gln Ala Pro Pro Pro  
 565 570 575  
 Ser Trp Asp Gln Met Trp Lys Cys Leu Ile Arg Leu Lys Pro Thr Leu  
 580 585 590  
 His Gly Pro Thr Pro Leu Leu Tyr Arg Leu Gly Ala Val Gln Asn Glu  
 595 600 605  
 Val Thr Leu Thr His Pro Val Thr Lys Tyr Ile Met Thr Cys Met Ser  
 610 615 620  
 Ala Asp Leu Glu Val Val Thr Ser Thr Trp Val Leu Val Gly Gly Val  
 625 630 635 640  
 Leu Ala Ala Leu Ala Ala Tyr Cys Leu Ser Thr Gly Cys Val Val Ile  
 645 650 655  
 Val Gly Arg Ile Val Leu Ser Gly Lys Pro Ala Ile Ile Pro Asp Arg  
 660 665 670  
 Glu Val Leu Tyr Arg Glu Phe Asp Glu Met Glu Glu Cys  
 675 680 685

- <210> 51
- <211> 685
- <212> PRT
- <213> Artificial Sequence
  
- <220>
- <223> Mutant Hepatitis C virus NS3/4A peptide

<400> 51  
 Ala Pro Ile Thr Ala Tyr Ala Gln Gln Thr Arg Ala Leu Leu Gly Cys  
 1 5 10 15  
 Ile Ile Thr Ser Leu Thr Gly Arg Asp Lys Asn Gln Val Glu Gly Glu  
 20 25 30  
 Val Gln Ile Val Ser Thr Ala Ala Gln Thr Phe Leu Ala Thr Cys Ile  
 35 40 45  
 Asn Gly Val Cys Trp Thr Val Tyr His Gly Ala Gly Thr Arg Thr Ile  
 50 55 60  
 Ala Ser Pro Lys Gly Pro Val Ile Gln Met Tyr Thr Asn Val Asp Gln  
 65 70 75 80  
 Asp Leu Val Gly Trp Pro Ala Pro Gln Gly Ala Arg Ser Leu Thr Pro  
 85 90 95  
 Cys Thr Cys Gly Ser Ser Asp Leu Tyr Leu Val Thr Arg His Ala Asp  
 100 105 110  
 Val Ile Pro Val Arg Arg Arg Gly Asp Gly Arg Gly Ser Leu Leu Ser  
 115 120 125  
 Pro Arg Pro Ile Ser Tyr Leu Lys Gly Ser Ser Gly Gly Pro Leu Leu  
 130 135 140  
 Cys Pro Ala Gly His Ala Val Gly Ile Phe Arg Ala Ala Val Cys Thr  
 145 150 155 160  
 Arg Gly Val Ala Lys Ala Val Asp Phe Ile Pro Val Glu Ser Leu Glu  
 165 170 175  
 Thr Thr Met Arg Ser Pro Val Phe Ser Asp Asn Ser Ser Pro Pro Ala  
 180 185 190  
 Val Pro Gln Ser Tyr Gln Val Ala His Leu His Ala Pro Thr Gly Ser  
 195 200 205  
 Gly Lys Ser Thr Lys Val Pro Ala Ala Tyr Ala Ala Gln Gly Tyr Lys  
 210 215 220  
 Val Leu Val Leu Asn Pro Ser Val Ala Ala Thr Met Gly Phe Gly Ala  
 225 230 235 240  
 Tyr Met Ser Lys Ala His Gly Ile Asp Pro Asn Ile Arg Thr Gly Val  
 245 250 255  
 Arg Thr Ile Thr Thr Gly Ser Pro Ile Thr Tyr Ser Thr Tyr Gly Lys  
 260 265 270  
 Phe Leu Ala Asp Gly Gly Cys Ser Gly Gly Ala Tyr Asp Ile Ile Ile  
 275 280 285  
 Cys Asp Glu Cys His Ser Thr Asp Ala Thr Ser Ile Leu Gly Ile Gly  
 290 295 300  
 Thr Val Leu Asp Gln Ala Glu Thr Ala Gly Ala Arg Leu Thr Val Leu  
 305 310 315 320  
 Ala Thr Ala Thr Pro Pro Gly Ser Val Thr Val Pro His Pro Asn Ile  
 325 330 335  
 Glu Glu Val Ala Leu Ser Thr Thr Gly Glu Ile Pro Phe Tyr Gly Lys  
 340 345 350  
 Ala Ile Pro Leu Glu Ala Ile Lys Gly Gly Arg His Leu Ile Phe Cys  
 355 360 365  
 His Ser Lys Lys Lys Cys Asp Glu Leu Ala Ala Lys Leu Val Ala Leu  
 370 375 380  
 Gly Val Asn Ala Val Ala Tyr Tyr Arg Gly Leu Asp Val Ser Val Ile  
 385 390 395 400  
 Pro Thr Ser Gly Asp Val Val Val Val Ala Thr Asp Ala Leu Met Thr  
 405 410 415  
 Gly Phe Thr Gly Asp Phe Asp Ser Val Ile Asp Cys Asn Thr Cys Val  
 420 425 430  
 Thr Gln Thr Val Asp Phe Ser Leu Asp Pro Thr Phe Thr Ile Glu Thr

435 440 445  
 Ile Thr Leu Pro Gln Asp Ala Val Ser Arg Thr Gln Arg Arg Gly Arg  
 450 455 460  
 Thr Gly Arg Gly Lys Pro Gly Ile Tyr Arg Phe Val Ala Pro Gly Glu  
 465 470 475 480  
 Arg Pro Ser Gly Met Phe Asp Ser Ser Val Leu Cys Glu Cys Tyr Asp  
 485 490 495  
 Ala Gly Cys Ala Trp Tyr Glu Leu Thr Pro Ala Glu Thr Thr Val Arg  
 500 505 510  
 Leu Arg Ala Tyr Met Asn Thr Pro Gly Leu Pro Val Cys Gln Asp His  
 515 520 525  
 Leu Glu Phe Trp Glu Gly Val Phe Thr Gly Leu Thr His Ile Asp Ala  
 530 535 540  
 His Phe Leu Ser Gln Thr Lys Gln Ser Gly Glu Asn Leu Pro Tyr Leu  
 545 550 555 560  
 Val Ala Tyr Gln Ala Thr Val Cys Ala Arg Ala Gln Ala Pro Pro Pro  
 565 570 575  
 Ser Trp Asp Gln Met Trp Lys Cys Leu Ile Arg Leu Lys Pro Thr Leu  
 580 585 590  
 His Gly Pro Thr Pro Leu Leu Tyr Arg Leu Gly Ala Val Gln Asn Glu  
 595 600 605  
 Val Thr Leu Thr His Pro Val Thr Lys Tyr Ile Met Thr Cys Met Ser  
 610 615 620  
 Ala Asp Leu Glu Val Val Thr Ser Thr Trp Val Leu Val Gly Gly Val  
 625 630 635 640  
 Leu Ala Ala Leu Ala Ala Tyr Cys Leu Ser Thr Gly Cys Val Val Ile  
 645 650 655  
 Val Gly Arg Ile Val Leu Ser Gly Lys Pro Ala Ile Ile Pro Asp Arg  
 660 665 670  
 Glu Val Leu Tyr Arg Glu Phe Asp Glu Met Glu Glu Cys  
 675 680 685

<210> 52  
 <211> 685  
 <212> PRT  
 <213> Artificial Sequence

<220>  
 <223> Mutant Hepatitis C virus NS3/4A peptide

<400> 52  
 Ala Pro Ile Thr Ala Tyr Ala Gln Gln Thr Arg Gly Ala Leu Gly Cys  
 1 5 10 15  
 Ile Ile Thr Ser Leu Thr Gly Arg Asp Lys Asn Gln Val Glu Gly Glu  
 20 25 30  
 Val Gln Ile Val Ser Thr Ala Ala Gln Thr Phe Leu Ala Thr Cys Ile  
 35 40 45  
 Asn Gly Val Cys Trp Thr Val Tyr His Gly Ala Gly Thr Arg Thr Ile  
 50 55 60  
 Ala Ser Pro Lys Gly Pro Val Ile Gln Met Tyr Thr Asn Val Asp Gln  
 65 70 75 80  
 Asp Leu Val Gly Trp Pro Ala Pro Gln Gly Ala Arg Ser Leu Thr Pro  
 85 90 95  
 Cys Thr Cys Gly Ser Ser Asp Leu Tyr Leu Val Thr Arg His Ala Asp  
 100 105 110  
 Val Ile Pro Val Arg Arg Arg Gly Asp Gly Arg Gly Ser Leu Leu Ser

	115					120						125			
Pro	Arg	Pro	Ile	Ser	Tyr	Leu	Lys	Gly	Ser	Ser	Gly	Gly	Pro	Leu	Leu
	130						135					140			
Cys	Pro	Ala	Gly	His	Ala	Val	Gly	Ile	Phe	Arg	Ala	Ala	Val	Cys	Thr
145					150					155					160
Arg	Gly	Val	Ala	Lys	Ala	Val	Asp	Phe	Ile	Pro	Val	Glu	Ser	Leu	Glu
				165					170						175
Thr	Thr	Met	Arg	Ser	Pro	Val	Phe	Ser	Asp	Asn	Ser	Ser	Pro	Pro	Ala
			180					185					190		
Val	Pro	Gln	Ser	Tyr	Gln	Val	Ala	His	Leu	His	Ala	Pro	Thr	Gly	Ser
							200					205			
Gly	Lys	Ser	Thr	Lys	Val	Pro	Ala	Ala	Tyr	Ala	Ala	Gln	Gly	Tyr	Lys
	210					215						220			
Val	Leu	Val	Leu	Asn	Pro	Ser	Val	Ala	Ala	Thr	Met	Gly	Phe	Gly	Ala
225					230					235					240
Tyr	Met	Ser	Lys	Ala	His	Gly	Ile	Asp	Pro	Asn	Ile	Arg	Thr	Gly	Val
				245					250					255	
Arg	Thr	Ile	Thr	Thr	Gly	Ser	Pro	Ile	Thr	Tyr	Ser	Thr	Tyr	Gly	Lys
			260						265						270
Phe	Leu	Ala	Asp	Gly	Gly	Cys	Ser	Gly	Gly	Ala	Tyr	Asp	Ile	Ile	Ile
	275						280					285			
Cys	Asp	Glu	Cys	His	Ser	Thr	Asp	Ala	Thr	Ser	Ile	Leu	Gly	Ile	Gly
	290					295					300				
Thr	Val	Leu	Asp	Gln	Ala	Glu	Thr	Ala	Gly	Ala	Arg	Leu	Thr	Val	Leu
305					310					315					320
Ala	Thr	Ala	Thr	Pro	Pro	Gly	Ser	Val	Thr	Val	Pro	His	Pro	Asn	Ile
				325						330				335	
Glu	Glu	Val	Ala	Leu	Ser	Thr	Thr	Gly	Glu	Ile	Pro	Phe	Tyr	Gly	Lys
			340					345					350		
Ala	Ile	Pro	Leu	Glu	Ala	Ile	Lys	Gly	Gly	Arg	His	Leu	Ile	Phe	Cys
	355						360					365			
His	Ser	Lys	Lys	Lys	Cys	Asp	Glu	Leu	Ala	Ala	Lys	Leu	Val	Ala	Leu
	370					375					380				
Gly	Val	Asn	Ala	Val	Ala	Tyr	Tyr	Arg	Gly	Leu	Asp	Val	Ser	Val	Ile
385					390					395					400
Pro	Thr	Ser	Gly	Asp	Val	Val	Val	Val	Ala	Thr	Asp	Ala	Leu	Met	Thr
				405					410						415
Gly	Phe	Thr	Gly	Asp	Phe	Asp	Ser	Val	Ile	Asp	Cys	Asn	Thr	Cys	Val
			420					425					430		
Thr	Gln	Thr	Val	Asp	Phe	Ser	Leu	Asp	Pro	Thr	Phe	Thr	Ile	Glu	Thr
			435				440						445		
Ile	Thr	Leu	Pro	Gln	Asp	Ala	Val	Ser	Arg	Thr	Gln	Arg	Arg	Gly	Arg
	450					455					460				
Thr	Gly	Arg	Gly	Lys	Pro	Gly	Ile	Tyr	Arg	Phe	Val	Ala	Pro	Gly	Glu
465					470					475					480
Arg	Pro	Ser	Gly	Met	Phe	Asp	Ser	Ser	Val	Leu	Cys	Glu	Cys	Tyr	Asp
				485					490					495	
Ala	Gly	Cys	Ala	Trp	Tyr	Glu	Leu	Thr	Pro	Ala	Glu	Thr	Thr	Val	Arg
			500					505					510		
Leu	Arg	Ala	Tyr	Met	Asn	Thr	Pro	Gly	Leu	Pro	Val	Cys	Gln	Asp	His
	515						520					525			
Leu	Glu	Phe	Trp	Glu	Gly	Val	Phe	Thr	Gly	Leu	Thr	His	Ile	Asp	Ala
	530					535					540				
His	Phe	Leu	Ser	Gln	Thr	Lys	Gln	Ser	Gly	Glu	Asn	Leu	Pro	Tyr	Leu
545					550					555					560
Val	Ala	Tyr	Gln	Ala	Thr	Val	Cys	Ala	Arg	Ala	Gln	Ala	Pro	Pro	Pro
				565					570						575

Ser Trp Asp Gln Met Trp Lys Cys Leu Ile Arg Leu Lys Pro Thr Leu  
 580 585 590  
 His Gly Pro Thr Pro Leu Leu Tyr Arg Leu Gly Ala Val Gln Asn Glu  
 595 600 605  
 Val Thr Leu Thr His Pro Val Thr Lys Tyr Ile Met Thr Cys Met Ser  
 610 615 620  
 Ala Asp Leu Glu Val Val Thr Ser Thr Trp Val Leu Val Gly Gly Val  
 625 630 635 640  
 Leu Ala Ala Leu Ala Ala Tyr Cys Leu Ser Thr Gly Cys Val Val Ile  
 645 650 655  
 Val Gly Arg Ile Val Leu Ser Gly Lys Pro Ala Ile Ile Pro Asp Arg  
 660 665 670  
 Glu Val Leu Tyr Arg Glu Phe Asp Glu Met Glu Glu Cys  
 675 680 685

<210> 53

<211> 685

<212> PRT

<213> Artificial Sequence

<220>

<223> Mutant Hepatitis C virus NS3/4A peptide

<400> 53

Ala Pro Ile Thr Ala Tyr Ala Gln Gln Thr Arg Gly Leu Ala Gly Cys  
 1 5 10 15  
 Ile Ile Thr Ser Leu Thr Gly Arg Asp Lys Asn Gln Val Glu Gly Glu  
 20 25 30  
 Val Gln Ile Val Ser Thr Ala Ala Gln Thr Phe Leu Ala Thr Cys Ile  
 35 40 45  
 Asn Gly Val Cys Trp Thr Val Tyr His Gly Ala Gly Thr Arg Thr Ile  
 50 55 60  
 Ala Ser Pro Lys Gly Pro Val Ile Gln Met Tyr Thr Asn Val Asp Gln  
 65 70 75 80  
 Asp Leu Val Gly Trp Pro Ala Pro Gln Gly Ala Arg Ser Leu Thr Pro  
 85 90 95  
 Cys Thr Cys Gly Ser Ser Asp Leu Tyr Leu Val Thr Arg His Ala Asp  
 100 105 110  
 Val Ile Pro Val Arg Arg Arg Gly Asp Gly Arg Gly Ser Leu Leu Ser  
 115 120 125  
 Pro Arg Pro Ile Ser Tyr Leu Lys Gly Ser Ser Gly Gly Pro Leu Leu  
 130 135 140  
 Cys Pro Ala Gly His Ala Val Gly Ile Phe Arg Ala Ala Val Cys Thr  
 145 150 155 160  
 Arg Gly Val Ala Lys Ala Val Asp Phe Ile Pro Val Glu Ser Leu Glu  
 165 170 175  
 Thr Thr Met Arg Ser Pro Val Phe Ser Asp Asn Ser Ser Pro Pro Ala  
 180 185 190  
 Val Pro Gln Ser Tyr Gln Val Ala His Leu His Ala Pro Thr Gly Ser  
 195 200 205  
 Gly Lys Ser Thr Lys Val Pro Ala Ala Tyr Ala Ala Gln Gly Tyr Lys  
 210 215 220  
 Val Leu Val Leu Asn Pro Ser Val Ala Ala Thr Met Gly Phe Gly Ala  
 225 230 235 240  
 Tyr Met Ser Lys Ala His Gly Ile Asp Pro Asn Ile Arg Thr Gly Val  
 245 250 255



Arg Thr Ile Thr Thr Gly Ser Pro Ile Thr Tyr Ser Thr Tyr Gly Lys  
 260 265 270  
 Phe Leu Ala Asp Gly Gly Cys Ser Gly Gly Ala Tyr Asp Ile Ile Ile  
 275 280 285  
 Cys Asp Glu Cys His Ser Thr Asp Ala Thr Ser Ile Leu Gly Ile Gly  
 290 295 300  
 Thr Val Leu Asp Gln Ala Glu Thr Ala Gly Ala Arg Leu Thr Val Leu  
 305 310 315 320  
 Ala Thr Ala Thr Pro Pro Gly Ser Val Thr Val Pro His Pro Asn Ile  
 325 330 335  
 Glu Glu Val Ala Leu Ser Thr Thr Gly Glu Ile Pro Phe Tyr Gly Lys  
 340 345 350  
 Ala Ile Pro Leu Glu Ala Ile Lys Gly Gly Arg His Leu Ile Phe Cys  
 355 360 365  
 His Ser Lys Lys Lys Cys Asp Glu Leu Ala Ala Lys Leu Val Ala Leu  
 370 375 380  
 Gly Val Asn Ala Val Ala Tyr Tyr Arg Gly Leu Asp Val Ser Val Ile  
 385 390 395 400  
 Pro Thr Ser Gly Asp Val Val Val Val Ala Thr Asp Ala Leu Met Thr  
 405 410 415  
 Gly Phe Thr Gly Asp Phe Asp Ser Val Ile Asp Cys Asn Thr Cys Val  
 420 425 430  
 Thr Gln Thr Val Asp Phe Ser Leu Asp Pro Thr Phe Thr Ile Glu Thr  
 435 440 445  
 Ile Thr Leu Pro Gln Asp Ala Val Ser Arg Thr Gln Arg Arg Gly Arg  
 450 455 460  
 Thr Gly Arg Gly Lys Pro Gly Ile Tyr Arg Phe Val Ala Pro Gly Glu  
 465 470 475 480  
 Arg Pro Ser Gly Met Phe Asp Ser Ser Val Leu Cys Glu Cys Tyr Asp  
 485 490 495  
 Ala Gly Cys Ala Trp Tyr Glu Leu Thr Pro Ala Glu Thr Thr Val Arg  
 500 505 510  
 Leu Arg Ala Tyr Met Asn Thr Pro Gly Leu Pro Val Cys Gln Asp His  
 515 520 525  
 Leu Glu Phe Trp Glu Gly Val Phe Thr Gly Leu Thr His Ile Asp Ala  
 530 535 540  
 His Phe Leu Ser Gln Thr Lys Gln Ser Gly Glu Asn Leu Pro Tyr Leu  
 545 550 555 560  
 Val Ala Tyr Gln Ala Thr Val Cys Ala Arg Ala Gln Ala Pro Pro Pro  
 565 570 575  
 Ser Trp Asp Gln Met Trp Lys Cys Leu Ile Arg Leu Lys Pro Thr Leu  
 580 585 590  
 His Gly Pro Thr Pro Leu Leu Tyr Arg Leu Gly Ala Val Gln Asn Glu  
 595 600 605  
 Val Thr Leu Thr His Pro Val Thr Lys Tyr Ile Met Thr Cys Met Ser  
 610 615 620  
 Ala Asp Leu Glu Val Val Thr Ser Thr Trp Val Leu Val Gly Gly Val  
 625 630 635 640  
 Leu Ala Ala Leu Ala Ala Tyr Cys Leu Ser Thr Gly Cys Val Val Ile  
 645 650 655  
 Val Gly Arg Ile Val Leu Ser Gly Lys Pro Ala Ile Ile Pro Asp Arg  
 660 665 670  
 Glu Val Leu Tyr Arg Glu Phe Asp Glu Met Glu Glu Cys  
 675 680 685

<210> 54

<211> 685  
 <212> PRT  
 <213> Artificial Sequence

<220>  
 <223> Mutant Hepatitis C virus NS3/4A peptide

<400> 54  
 Ala Pro Ile Thr Ala Tyr Ala Gln Gln Thr Arg Gly Leu Leu Ala Cys  
 1 5 10 15  
 Ile Ile Thr Ser Leu Thr Gly Arg Asp Lys Asn Gln Val Glu Gly Glu  
 20 25 30  
 Val Gln Ile Val Ser Thr Ala Ala Gln Thr Phe Leu Ala Thr Cys Ile  
 35 40 45  
 Asn Gly Val Cys Trp Thr Val Tyr His Gly Ala Gly Thr Arg Thr Ile  
 50 55 60  
 Ala Ser Pro Lys Gly Pro Val Ile Gln Met Tyr Thr Asn Val Asp Gln  
 65 70 75 80  
 Asp Leu Val Gly Trp Pro Ala Pro Gln Gly Ala Arg Ser Leu Thr Pro  
 85 90 95  
 Cys Thr Cys Gly Ser Ser Asp Leu Tyr Leu Val Thr Arg His Ala Asp  
 100 105 110  
 Val Ile Pro Val Arg Arg Arg Gly Asp Gly Arg Gly Ser Leu Leu Ser  
 115 120 125  
 Pro Arg Pro Ile Ser Tyr Leu Lys Gly Ser Ser Gly Gly Pro Leu Leu  
 130 135 140  
 Cys Pro Ala Gly His Ala Val Gly Ile Phe Arg Ala Ala Val Cys Thr  
 145 150 155 160  
 Arg Gly Val Ala Lys Ala Val Asp Phe Ile Pro Val Glu Ser Leu Glu  
 165 170 175  
 Thr Thr Met Arg Ser Pro Val Phe Ser Asp Asn Ser Ser Pro Pro Ala  
 180 185 190  
 Val Pro Gln Ser Tyr Gln Val Ala His Leu His Ala Pro Thr Gly Ser  
 195 200 205  
 Gly Lys Ser Thr Lys Val Pro Ala Ala Tyr Ala Ala Gln Gly Tyr Lys  
 210 215 220  
 Val Leu Val Leu Asn Pro Ser Val Ala Ala Thr Met Gly Phe Gly Ala  
 225 230 235 240  
 Tyr Met Ser Lys Ala His Gly Ile Asp Pro Asn Ile Arg Thr Gly Val  
 245 250 255  
 Arg Thr Ile Thr Thr Gly Ser Pro Ile Thr Tyr Ser Thr Tyr Gly Lys  
 260 265 270  
 Phe Leu Ala Asp Gly Gly Cys Ser Gly Gly Ala Tyr Asp Ile Ile Ile  
 275 280 285  
 Cys Asp Glu Cys His Ser Thr Asp Ala Thr Ser Ile Leu Gly Ile Gly  
 290 295 300  
 Thr Val Leu Asp Gln Ala Glu Thr Ala Gly Ala Arg Leu Thr Val Leu  
 305 310 315 320  
 Ala Thr Ala Thr Pro Pro Gly Ser Val Thr Val Pro His Pro Asn Ile  
 325 330 335  
 Glu Glu Val Ala Leu Ser Thr Thr Gly Glu Ile Pro Phe Tyr Gly Lys  
 340 345 350  
 Ala Ile Pro Leu Glu Ala Ile Lys Gly Gly Arg His Leu Ile Phe Cys  
 355 360 365  
 His Ser Lys Lys Lys Cys Asp Glu Leu Ala Ala Lys Leu Val Ala Leu  
 370 375 380  
 Gly Val Asn Ala Val Ala Tyr Tyr Arg Gly Leu Asp Val Ser Val Ile

385 390 395 400  
 Pro Thr Ser Gly Asp Val Val Val Val Ala Thr Asp Ala Leu Met Thr  
 405 410 415  
 Gly Phe Thr Gly Asp Phe Asp Ser Val Ile Asp Cys Asn Thr Cys Val  
 420 425 430  
 Thr Gln Thr Val Asp Phe Ser Leu Asp Pro Thr Phe Thr Ile Glu Thr  
 435 440 445  
 Ile Thr Leu Pro Gln Asp Ala Val Ser Arg Thr Gln Arg Arg Gly Arg  
 450 455 460  
 Thr Gly Arg Gly Lys Pro Gly Ile Tyr Arg Phe Val Ala Pro Gly Glu  
 465 470 475 480  
 Arg Pro Ser Gly Met Phe Asp Ser Ser Val Leu Cys Glu Cys Tyr Asp  
 485 490 495  
 Ala Gly Cys Ala Trp Tyr Glu Leu Thr Pro Ala Glu Thr Thr Val Arg  
 500 505 510  
 Leu Arg Ala Tyr Met Asn Thr Pro Gly Leu Pro Val Cys Gln Asp His  
 515 520 525  
 Leu Glu Phe Trp Glu Gly Val Phe Thr Gly Leu Thr His Ile Asp Ala  
 530 535 540  
 His Phe Leu Ser Gln Thr Lys Gln Ser Gly Glu Asn Leu Pro Tyr Leu  
 545 550 555 560  
 Val Ala Tyr Gln Ala Thr Val Cys Ala Arg Ala Gln Ala Pro Pro Pro  
 565 570 575  
 Ser Trp Asp Gln Met Trp Lys Cys Leu Ile Arg Leu Lys Pro Thr Leu  
 580 585 590  
 His Gly Pro Thr Pro Leu Leu Tyr Arg Leu Gly Ala Val Gln Asn Glu  
 595 600 605  
 Val Thr Leu Thr His Pro Val Thr Lys Tyr Ile Met Thr Cys Met Ser  
 610 615 620  
 Ala Asp Leu Glu Val Val Thr Ser Thr Trp Val Leu Val Gly Gly Val  
 625 630 635 640  
 Leu Ala Ala Leu Ala Ala Tyr Cys Leu Ser Thr Gly Cys Val Val Ile  
 645 650 655  
 Val Gly Arg Ile Val Leu Ser Gly Lys Pro Ala Ile Ile Pro Asp Arg  
 660 665 670  
 Glu Val Leu Tyr Arg Glu Phe Asp Glu Met Glu Glu Cys  
 675 680 685

<210> 55  
 <211> 685  
 <212> PRT  
 <213> Artificial Sequence

<220>  
 <223> Mutant Hepatitis C virus NS3/4A peptide

<400> 55  
 Ala Pro Ile Thr Ala Tyr Ala Gln Gln Thr Arg Gly Leu Leu Gly Ala  
 1 5 10 15  
 Ile Ile Thr Ser Leu Thr Gly Arg Asp Lys Asn Gln Val Glu Gly Glu  
 20 25 30  
 Val Gln Ile Val Ser Thr Ala Ala Gln Thr Phe Leu Ala Thr Cys Ile  
 35 40 45  
 Asn Gly Val Cys Trp Thr Val Tyr His Gly Ala Gly Thr Arg Thr Ile  
 50 55 60  
 Ala Ser Pro Lys Gly Pro Val Ile Gln Met Tyr Thr Asn Val Asp Gln

65					70					75				80	
Asp	Leu	Val	Gly	Trp	Pro	Ala	Pro	Gln	Gly	Ala	Arg	Ser	Leu	Thr	Pro
				85					90					95	
Cys	Thr	Cys	Gly	Ser	Ser	Asp	Leu	Tyr	Leu	Val	Thr	Arg	His	Ala	Asp
			100					105					110		
Val	Ile	Pro	Val	Arg	Arg	Arg	Gly	Asp	Gly	Arg	Gly	Ser	Leu	Leu	Ser
			115				120					125			
Pro	Arg	Pro	Ile	Ser	Tyr	Leu	Lys	Gly	Ser	Ser	Gly	Gly	Pro	Leu	Leu
	130					135					140				
Cys	Pro	Ala	Gly	His	Ala	Val	Gly	Ile	Phe	Arg	Ala	Ala	Val	Cys	Thr
145					150					155					160
Arg	Gly	Val	Ala	Lys	Ala	Val	Asp	Phe	Ile	Pro	Val	Glu	Ser	Leu	Glu
				165					170					175	
Thr	Thr	Met	Arg	Ser	Pro	Val	Phe	Ser	Asp	Asn	Ser	Ser	Pro	Pro	Ala
			180					185					190		
Val	Pro	Gln	Ser	Tyr	Gln	Val	Ala	His	Leu	His	Ala	Pro	Thr	Gly	Ser
			195				200					205			
Gly	Lys	Ser	Thr	Lys	Val	Pro	Ala	Ala	Tyr	Ala	Ala	Gln	Gly	Tyr	Lys
	210					215					220				
Val	Leu	Val	Leu	Asn	Pro	Ser	Val	Ala	Ala	Thr	Met	Gly	Phe	Gly	Ala
225					230					235					240
Tyr	Met	Ser	Lys	Ala	His	Gly	Ile	Asp	Pro	Asn	Ile	Arg	Thr	Gly	Val
				245					250					255	
Arg	Thr	Ile	Thr	Thr	Gly	Ser	Pro	Ile	Thr	Tyr	Ser	Thr	Tyr	Gly	Lys
			260					265						270	
Phe	Leu	Ala	Asp	Gly	Gly	Cys	Ser	Gly	Gly	Ala	Tyr	Asp	Ile	Ile	Ile
	275						280					285			
Cys	Asp	Glu	Cys	His	Ser	Thr	Asp	Ala	Thr	Ser	Ile	Leu	Gly	Ile	Gly
	290					295					300				
Thr	Val	Leu	Asp	Gln	Ala	Glu	Thr	Ala	Gly	Ala	Arg	Leu	Thr	Val	Leu
305					310					315					320
Ala	Thr	Ala	Thr	Pro	Pro	Gly	Ser	Val	Thr	Val	Pro	His	Pro	Asn	Ile
				325					330					335	
Glu	Glu	Val	Ala	Leu	Ser	Thr	Thr	Gly	Glu	Ile	Pro	Phe	Tyr	Gly	Lys
			340					345					350		
Ala	Ile	Pro	Leu	Glu	Ala	Ile	Lys	Gly	Gly	Arg	His	Leu	Ile	Phe	Cys
	355						360					365			
His	Ser	Lys	Lys	Lys	Cys	Asp	Glu	Leu	Ala	Ala	Lys	Leu	Val	Ala	Leu
	370					375					380				
Gly	Val	Asn	Ala	Val	Ala	Tyr	Tyr	Arg	Gly	Leu	Asp	Val	Ser	Val	Ile
385					390					395					400
Pro	Thr	Ser	Gly	Asp	Val	Val	Val	Val	Ala	Thr	Asp	Ala	Leu	Met	Thr
				405					410					415	
Gly	Phe	Thr	Gly	Asp	Phe	Asp	Ser	Val	Ile	Asp	Cys	Asn	Thr	Cys	Val
			420					425					430		
Thr	Gln	Thr	Val	Asp	Phe	Ser	Leu	Asp	Pro	Thr	Phe	Thr	Ile	Glu	Thr
			435				440					445			
Ile	Thr	Leu	Pro	Gln	Asp	Ala	Val	Ser	Arg	Thr	Gln	Arg	Arg	Gly	Arg
	450					455					460				
Thr	Gly	Arg	Gly	Lys	Pro	Gly	Ile	Tyr	Arg	Phe	Val	Ala	Pro	Gly	Glu
465					470					475					480
Arg	Pro	Ser	Gly	Met	Phe	Asp	Ser	Ser	Val	Leu	Cys	Glu	Cys	Tyr	Asp
				485					490					495	
Ala	Gly	Cys	Ala	Trp	Tyr	Glu	Leu	Thr	Pro	Ala	Glu	Thr	Thr	Val	Arg
			500					505					510		
Leu	Arg	Ala	Tyr	Met	Asn	Thr	Pro	Gly	Leu	Pro	Val	Cys	Gln	Asp	His
			515				520					525			

Leu Glu Phe Trp Glu Gly Val Phe Thr Gly Leu Thr His Ile Asp Ala  
 530 535 540  
 His Phe Leu Ser Gln Thr Lys Gln Ser Gly Glu Asn Leu Pro Tyr Leu  
 545 550 555 560  
 Val Ala Tyr Gln Ala Thr Val Cys Ala Arg Ala Gln Ala Pro Pro Pro  
 565 570 575  
 Ser Trp Asp Gln Met Trp Lys Cys Leu Ile Arg Leu Lys Pro Thr Leu  
 580 585 590  
 His Gly Pro Thr Pro Leu Leu Tyr Arg Leu Gly Ala Val Gln Asn Glu  
 595 600 605  
 Val Thr Leu Thr His Pro Val Thr Lys Tyr Ile Met Thr Cys Met Ser  
 610 615 620  
 Ala Asp Leu Glu Val Val Thr Ser Thr Trp Val Leu Val Gly Gly Val  
 625 630 635 640  
 Leu Ala Ala Leu Ala Ala Tyr Cys Leu Ser Thr Gly Cys Val Val Ile  
 645 650 655  
 Val Gly Arg Ile Val Leu Ser Gly Lys Pro Ala Ile Ile Pro Asp Arg  
 660 665 670  
 Glu Val Leu Tyr Arg Glu Phe Asp Glu Met Glu Glu Cys  
 675 680 685

<210> 56  
 <211> 685  
 <212> PRT  
 <213> Artificial Sequence

<220>  
 <223> Mutant Hepatitis C virus NS3/4A peptide

<400> 56  
 Ala Pro Ile Thr Ala Tyr Ala Gln Gln Thr Arg Gly Leu Leu Gly Cys  
 1 5 10 15  
 Ala Ile Thr Ser Leu Thr Gly Arg Asp Lys Asn Gln Val Glu Gly Glu  
 20 25 30  
 Val Gln Ile Val Ser Thr Ala Ala Gln Thr Phe Leu Ala Thr Cys Ile  
 35 40 45  
 Asn Gly Val Cys Trp Thr Val Tyr His Gly Ala Gly Thr Arg Thr Ile  
 50 55 60  
 Ala Ser Pro Lys Gly Pro Val Ile Gln Met Tyr Thr Asn Val Asp Gln  
 65 70 75 80  
 Asp Leu Val Gly Trp Pro Ala Pro Gln Gly Ala Arg Ser Leu Thr Pro  
 85 90 95  
 Cys Thr Cys Gly Ser Ser Asp Leu Tyr Leu Val Thr Arg His Ala Asp  
 100 105 110  
 Val Ile Pro Val Arg Arg Arg Gly Asp Gly Arg Gly Ser Leu Leu Ser  
 115 120 125  
 Pro Arg Pro Ile Ser Tyr Leu Lys Gly Ser Ser Gly Gly Pro Leu Leu  
 130 135 140  
 Cys Pro Ala Gly His Ala Val Gly Ile Phe Arg Ala Ala Val Cys Thr  
 145 150 155 160  
 Arg Gly Val Ala Lys Ala Val Asp Phe Ile Pro Val Glu Ser Leu Glu  
 165 170 175  
 Thr Thr Met Arg Ser Pro Val Phe Ser Asp Asn Ser Ser Pro Pro Ala  
 180 185 190  
 Val Pro Gln Ser Tyr Gln Val Ala His Leu His Ala Pro Thr Gly Ser  
 195 200 205

Gly Lys Ser Thr Lys Val Pro Ala Ala Tyr Ala Ala Gln Gly Tyr Lys  
 210 215 220  
 Val Leu Val Leu Asn Pro Ser Val Ala Ala Thr Met Gly Phe Gly Ala  
 225 230 235 240  
 Tyr Met Ser Lys Ala His Gly Ile Asp Pro Asn Ile Arg Thr Gly Val  
 245 250 255  
 Arg Thr Ile Thr Thr Gly Ser Pro Ile Thr Tyr Ser Thr Tyr Gly Lys  
 260 265 270  
 Phe Leu Ala Asp Gly Gly Cys Ser Gly Gly Ala Tyr Asp Ile Ile Ile  
 275 280 285  
 Cys Asp Glu Cys His Ser Thr Asp Ala Thr Ser Ile Leu Gly Ile Gly  
 290 295 300  
 Thr Val Leu Asp Gln Ala Glu Thr Ala Gly Ala Arg Leu Thr Val Leu  
 305 310 315 320  
 Ala Thr Ala Thr Pro Pro Gly Ser Val Thr Val Pro His Pro Asn Ile  
 325 330 335  
 Glu Glu Val Ala Leu Ser Thr Thr Gly Glu Ile Pro Phe Tyr Gly Lys  
 340 345 350  
 Ala Ile Pro Leu Glu Ala Ile Lys Gly Gly Arg His Leu Ile Phe Cys  
 355 360 365  
 His Ser Lys Lys Lys Cys Asp Glu Leu Ala Ala Lys Leu Val Ala Leu  
 370 375 380  
 Gly Val Asn Ala Val Ala Tyr Tyr Arg Gly Leu Asp Val Ser Val Ile  
 385 390 395 400  
 Pro Thr Ser Gly Asp Val Val Val Val Ala Thr Asp Ala Leu Met Thr  
 405 410 415  
 Gly Phe Thr Gly Asp Phe Asp Ser Val Ile Asp Cys Asn Thr Cys Val  
 420 425 430  
 Thr Gln Thr Val Asp Phe Ser Leu Asp Pro Thr Phe Thr Ile Glu Thr  
 435 440 445  
 Ile Thr Leu Pro Gln Asp Ala Val Ser Arg Thr Gln Arg Arg Gly Arg  
 450 455 460  
 Thr Gly Arg Gly Lys Pro Gly Ile Tyr Arg Phe Val Ala Pro Gly Glu  
 465 470 475 480  
 Arg Pro Ser Gly Met Phe Asp Ser Ser Val Leu Cys Glu Cys Tyr Asp  
 485 490 495  
 Ala Gly Cys Ala Trp Tyr Glu Leu Thr Pro Ala Glu Thr Thr Val Arg  
 500 505 510  
 Leu Arg Ala Tyr Met Asn Thr Pro Gly Leu Pro Val Cys Gln Asp His  
 515 520 525  
 Leu Glu Phe Trp Glu Gly Val Phe Thr Gly Leu Thr His Ile Asp Ala  
 530 535 540  
 His Phe Leu Ser Gln Thr Lys Gln Ser Gly Glu Asn Leu Pro Tyr Leu  
 545 550 555 560  
 Val Ala Tyr Gln Ala Thr Val Cys Ala Arg Ala Gln Ala Pro Pro Pro  
 565 570 575  
 Ser Trp Asp Gln Met Trp Lys Cys Leu Ile Arg Leu Lys Pro Thr Leu  
 580 585 590  
 His Gly Pro Thr Pro Leu Leu Tyr Arg Leu Gly Ala Val Gln Asn Glu  
 595 600 605  
 Val Thr Leu Thr His Pro Val Thr Lys Tyr Ile Met Thr Cys Met Ser  
 610 615 620  
 Ala Asp Leu Glu Val Val Thr Ser Thr Trp Val Leu Val Gly Gly Val  
 625 630 635 640  
 Leu Ala Ala Leu Ala Ala Tyr Cys Leu Ser Thr Gly Cys Val Val Ile  
 645 650 655  
 Val Gly Arg Ile Val Leu Ser Gly Lys Pro Ala Ile Ile Pro Asp Arg

660 665 670  
 Glu Val Leu Tyr Arg Glu Phe Asp Glu Met Glu Glu Cys  
 675 680 685

<210> 57  
 <211> 685  
 <212> PRT  
 <213> Artificial Sequence

<220>  
 <223> Mutant Hepatitis C virus NS3/4A peptide

<400> 57  
 Ala Pro Ile Thr Ala Tyr Ala Gln Gln Thr Arg Gly Leu Leu Gly Cys  
 1 5 10 15  
 Ile Ala Thr Ser Leu Thr Gly Arg Asp Lys Asn Gln Val Glu Gly Glu  
 20 25 30  
 Val Gln Ile Val Ser Thr Ala Ala Gln Thr Phe Leu Ala Thr Cys Ile  
 35 40 45  
 Asn Gly Val Cys Trp Thr Val Tyr His Gly Ala Gly Thr Arg Thr Ile  
 50 55 60  
 Ala Ser Pro Lys Gly Pro Val Ile Gln Met Tyr Thr Asn Val Asp Gln  
 65 70 75 80  
 Asp Leu Val Gly Trp Pro Ala Pro Gln Gly Ala Arg Ser Leu Thr Pro  
 85 90 95  
 Cys Thr Cys Gly Ser Ser Asp Leu Tyr Leu Val Thr Arg His Ala Asp  
 100 105 110  
 Val Ile Pro Val Arg Arg Arg Gly Asp Gly Arg Gly Ser Leu Leu Ser  
 115 120 125  
 Pro Arg Pro Ile Ser Tyr Leu Lys Gly Ser Ser Gly Gly Pro Leu Leu  
 130 135 140  
 Cys Pro Ala Gly His Ala Val Gly Ile Phe Arg Ala Ala Val Cys Thr  
 145 150 155 160  
 Arg Gly Val Ala Lys Ala Val Asp Phe Ile Pro Val Glu Ser Leu Glu  
 165 170 175  
 Thr Thr Met Arg Ser Pro Val Phe Ser Asp Asn Ser Ser Pro Pro Ala  
 180 185 190  
 Val Pro Gln Ser Tyr Gln Val Ala His Leu His Ala Pro Thr Gly Ser  
 195 200 205  
 Gly Lys Ser Thr Lys Val Pro Ala Ala Tyr Ala Ala Gln Gly Tyr Lys  
 210 215 220  
 Val Leu Val Leu Asn Pro Ser Val Ala Ala Thr Met Gly Phe Gly Ala  
 225 230 235 240  
 Tyr Met Ser Lys Ala His Gly Ile Asp Pro Asn Ile Arg Thr Gly Val  
 245 250 255  
 Arg Thr Ile Thr Thr Gly Ser Pro Ile Thr Tyr Ser Thr Tyr Gly Lys  
 260 265 270  
 Phe Leu Ala Asp Gly Gly Cys Ser Gly Gly Ala Tyr Asp Ile Ile Ile  
 275 280 285  
 Cys Asp Glu Cys His Ser Thr Asp Ala Thr Ser Ile Leu Gly Ile Gly  
 290 295 300  
 Thr Val Leu Asp Gln Ala Glu Thr Ala Gly Ala Arg Leu Thr Val Leu  
 305 310 315 320  
 Ala Thr Ala Thr Pro Gly Ser Val Thr Val Pro His Pro Asn Ile  
 325 330 335  
 Glu Glu Val Ala Leu Ser Thr Thr Gly Glu Ile Pro Phe Tyr Gly Lys

	340		345		350										
Ala	Ile	Pro	Leu	Glu	Ala	Ile	Lys	Gly	Gly	Arg	His	Leu	Ile	Phe	Cys
	355		360		365										
His	Ser	Lys	Lys	Lys	Cys	Asp	Glu	Leu	Ala	Ala	Lys	Leu	Val	Ala	Leu
	370		375		380										
Gly	Val	Asn	Ala	Val	Ala	Tyr	Tyr	Arg	Gly	Leu	Asp	Val	Ser	Val	Ile
385			390		395				400						
Pro	Thr	Ser	Gly	Asp	Val	Val	Val	Val	Ala	Thr	Asp	Ala	Leu	Met	Thr
			405		410				415						
Gly	Phe	Thr	Gly	Asp	Phe	Asp	Ser	Val	Ile	Asp	Cys	Asn	Thr	Cys	Val
			420		425				430						
Thr	Gln	Thr	Val	Asp	Phe	Ser	Leu	Asp	Pro	Thr	Phe	Thr	Ile	Glu	Thr
			435		440				445						
Ile	Thr	Leu	Pro	Gln	Asp	Ala	Val	Ser	Arg	Thr	Gln	Arg	Arg	Gly	Arg
			450		455				460						
Thr	Gly	Arg	Gly	Lys	Pro	Gly	Ile	Tyr	Arg	Phe	Val	Ala	Pro	Gly	Glu
465			470		475				480						
Arg	Pro	Ser	Gly	Met	Phe	Asp	Ser	Ser	Val	Leu	Cys	Glu	Cys	Tyr	Asp
			485		490				495						
Ala	Gly	Cys	Ala	Trp	Tyr	Glu	Leu	Thr	Pro	Ala	Glu	Thr	Thr	Val	Arg
			500		505				510						
Leu	Arg	Ala	Tyr	Met	Asn	Thr	Pro	Gly	Leu	Pro	Val	Cys	Gln	Asp	His
			515		520				525						
Leu	Glu	Phe	Trp	Glu	Gly	Val	Phe	Thr	Gly	Leu	Thr	His	Ile	Asp	Ala
			530		535				540						
His	Phe	Leu	Ser	Gln	Thr	Lys	Gln	Ser	Gly	Glu	Asn	Leu	Pro	Tyr	Leu
545			550		555				560						
Val	Ala	Tyr	Gln	Ala	Thr	Val	Cys	Ala	Arg	Ala	Gln	Ala	Pro	Pro	Pro
			565		570				575						
Ser	Trp	Asp	Gln	Met	Trp	Lys	Cys	Leu	Ile	Arg	Leu	Lys	Pro	Thr	Leu
			580		585				590						
His	Gly	Pro	Thr	Pro	Leu	Leu	Tyr	Arg	Leu	Gly	Ala	Val	Gln	Asn	Glu
			595		600				605						
Val	Thr	Leu	Thr	His	Pro	Val	Thr	Lys	Tyr	Ile	Met	Thr	Cys	Met	Ser
			610		615				620						
Ala	Asp	Leu	Glu	Val	Val	Thr	Ser	Thr	Trp	Val	Leu	Val	Gly	Gly	Val
625			630		635				640						
Leu	Ala	Ala	Leu	Ala	Ala	Tyr	Cys	Leu	Ser	Thr	Gly	Cys	Val	Val	Ile
			645		650				655						
Val	Gly	Arg	Ile	Val	Leu	Ser	Gly	Lys	Pro	Ala	Ile	Ile	Pro	Asp	Arg
			660		665				670						
Glu	Val	Leu	Tyr	Arg	Glu	Phe	Asp	Glu	Met	Glu	Glu	Cys			
			675		680				685						

<210> 58  
 <211> 685  
 <212> PRT  
 <213> Artificial Sequence

<220>  
 <223> Mutant Hepatitis C virus NS3/4A peptide

<400> 58  
 Ala Pro Ile Thr Ala Tyr Ala Gln Gln Thr Arg Gly Leu Leu Gly Cys  
 1 5 10 15  
 Ile Ile Ala Ser Leu Thr Gly Arg Asp Lys Asn Gln Val Glu Gly Glu



Val Gln Ile Val Ser Thr Ala Ala Gln Thr Phe Leu Ala Thr Cys Ile  
35 40 45  
Asn Gly Val Cys Trp Thr Val Tyr His Gly Ala Gly Thr Arg Thr Ile  
50 55 60  
Ala Ser Pro Lys Gly Pro Val Ile Gln Met Tyr Thr Asn Val Asp Gln  
65 70 75 80  
Asp Leu Val Gly Trp Pro Ala Pro Gln Gly Ala Arg Ser Leu Thr Pro  
85 90 95  
Cys Thr Cys Gly Ser Ser Asp Leu Tyr Leu Val Thr Arg His Ala Asp  
100 105 110  
Val Ile Pro Val Arg Arg Arg Gly Asp Gly Arg Gly Ser Leu Leu Ser  
115 120 125  
Pro Arg Pro Ile Ser Tyr Leu Lys Gly Ser Ser Gly Gly Pro Leu Leu  
130 135 140  
Cys Pro Ala Gly His Ala Val Gly Ile Phe Arg Ala Ala Val Cys Thr  
145 150 155 160  
Arg Gly Val Ala Lys Ala Val Asp Phe Ile Pro Val Glu Ser Leu Glu  
165 170 175  
Thr Thr Met Arg Ser Pro Val Phe Ser Asp Asn Ser Ser Pro Pro Ala  
180 185 190  
Val Pro Gln Ser Tyr Gln Val Ala His Leu His Ala Pro Thr Gly Ser  
195 200 205  
Gly Lys Ser Thr Lys Val Pro Ala Ala Tyr Ala Ala Gln Gly Tyr Lys  
210 215 220  
Val Leu Val Leu Asn Pro Ser Val Ala Ala Thr Met Gly Phe Gly Ala  
225 230 235 240  
Tyr Met Ser Lys Ala His Gly Ile Asp Pro Asn Ile Arg Thr Gly Val  
245 250 255  
Arg Thr Ile Thr Thr Gly Ser Pro Ile Thr Tyr Ser Thr Tyr Gly Lys  
260 265 270  
Phe Leu Ala Asp Gly Gly Cys Ser Gly Gly Ala Tyr Asp Ile Ile Ile  
275 280 285  
Cys Asp Glu Cys His Ser Thr Asp Ala Thr Ser Ile Leu Gly Ile Gly  
290 295 300  
Thr Val Leu Asp Gln Ala Glu Thr Ala Gly Ala Arg Leu Thr Val Leu  
305 310 315 320  
Ala Thr Ala Thr Pro Pro Gly Ser Val Thr Val Pro His Pro Asn Ile  
325 330 335  
Glu Glu Val Ala Leu Ser Thr Thr Gly Glu Ile Pro Phe Tyr Gly Lys  
340 345 350  
Ala Ile Pro Leu Glu Ala Ile Lys Gly Gly Arg His Leu Ile Phe Cys  
355 360 365  
His Ser Lys Lys Lys Cys Asp Glu Leu Ala Ala Lys Leu Val Ala Leu  
370 375 380  
Gly Val Asn Ala Val Ala Tyr Tyr Arg Gly Leu Asp Val Ser Val Ile  
385 390 395 400  
Pro Thr Ser Gly Asp Val Val Val Val Ala Thr Asp Ala Leu Met Thr  
405 410 415  
Gly Phe Thr Gly Asp Phe Asp Ser Val Ile Asp Cys Asn Thr Cys Val  
420 425 430  
Thr Gln Thr Val Asp Phe Ser Leu Asp Pro Thr Phe Thr Ile Glu Thr  
435 440 445  
Ile Thr Leu Pro Gln Asp Ala Val Ser Arg Thr Gln Arg Arg Gly Arg  
450 455 460  
Thr Gly Arg Gly Lys Pro Gly Ile Tyr Arg Phe Val Ala Pro Gly Glu  
465 470 475 480

Arg Pro Ser Gly Met Phe Asp Ser Ser Val Leu Cys Glu Cys Tyr Asp  
 485 490 495  
 Ala Gly Cys Ala Trp Tyr Glu Leu Thr Pro Ala Glu Thr Thr Val Arg  
 500 505 510  
 Leu Arg Ala Tyr Met Asn Thr Pro Gly Leu Pro Val Cys Gln Asp His  
 515 520 525  
 Leu Glu Phe Trp Glu Gly Val Phe Thr Gly Leu Thr His Ile Asp Ala  
 530 535 540  
 His Phe Leu Ser Gln Thr Lys Gln Ser Gly Glu Asn Leu Pro Tyr Leu  
 545 550 555 560  
 Val Ala Tyr Gln Ala Thr Val Cys Ala Arg Ala Gln Ala Pro Pro Pro  
 565 570 575  
 Ser Trp Asp Gln Met Trp Lys Cys Leu Ile Arg Leu Lys Pro Thr Leu  
 580 585 590  
 His Gly Pro Thr Pro Leu Leu Tyr Arg Leu Gly Ala Val Gln Asn Glu  
 595 600 605  
 Val Thr Leu Thr His Pro Val Thr Lys Tyr Ile Met Thr Cys Met Ser  
 610 615 620  
 Ala Asp Leu Glu Val Val Thr Ser Thr Trp Val Leu Val Gly Gly Val  
 625 630 635 640  
 Leu Ala Ala Leu Ala Ala Tyr Cys Leu Ser Thr Gly Cys Val Val Ile  
 645 650 655  
 Val Gly Arg Ile Val Leu Ser Gly Lys Pro Ala Ile Ile Pro Asp Arg  
 660 665 670  
 Glu Val Leu Tyr Arg Glu Phe Asp Glu Met Glu Glu Cys  
 675 680 685

<210> 59

<211> 685

<212> PRT

<213> Artificial Sequence

<220>

<223> Mutant Hepatitis C virus NS3/4A peptide

<400> 59

Ala Pro Ile Thr Ala Tyr Ala Gln Gln Thr Arg Gly Leu Leu Gly Cys  
 1 5 10 15  
 Ile Ile Thr Ala Leu Thr Gly Arg Asp Lys Asn Gln Val Glu Gly Glu  
 20 25 30  
 Val Gln Ile Val Ser Thr Ala Ala Gln Thr Phe Leu Ala Thr Cys Ile  
 35 40 45  
 Asn Gly Val Cys Trp Thr Val Tyr His Gly Ala Gly Thr Arg Thr Ile  
 50 55 60  
 Ala Ser Pro Lys Gly Pro Val Ile Gln Met Tyr Thr Asn Val Asp Gln  
 65 70 75 80  
 Asp Leu Val Gly Trp Pro Ala Pro Gln Gly Ala Arg Ser Leu Thr Pro  
 85 90 95  
 Cys Thr Cys Gly Ser Ser Asp Leu Tyr Leu Val Thr Arg His Ala Asp  
 100 105 110  
 Val Ile Pro Val Arg Arg Arg Gly Asp Gly Arg Gly Ser Leu Leu Ser  
 115 120 125  
 Pro Arg Pro Ile Ser Tyr Leu Lys Gly Ser Ser Gly Gly Pro Leu Leu  
 130 135 140  
 Cys Pro Ala Gly His Ala Val Gly Ile Phe Arg Ala Ala Val Cys Thr  
 145 150 155 160

Arg Gly Val Ala Lys Ala Val Asp Phe Ile Pro Val Glu Ser Leu Glu  
 165 170 175  
 Thr Thr Met Arg Ser Pro Val Phe Ser Asp Asn Ser Ser Pro Pro Ala  
 180 185 190  
 Val Pro Gln Ser Tyr Gln Val Ala His Leu His Ala Pro Thr Gly Ser  
 195 200 205  
 Gly Lys Ser Thr Lys Val Pro Ala Ala Tyr Ala Ala Gln Gly Tyr Lys  
 210 215 220  
 Val Leu Val Leu Asn Pro Ser Val Ala Ala Thr Met Gly Phe Gly Ala  
 225 230 235 240  
 Tyr Met Ser Lys Ala His Gly Ile Asp Pro Asn Ile Arg Thr Gly Val  
 245 250 255  
 Arg Thr Ile Thr Thr Gly Ser Pro Ile Thr Tyr Ser Thr Tyr Gly Lys  
 260 265 270  
 Phe Leu Ala Asp Gly Gly Cys Ser Gly Gly Ala Tyr Asp Ile Ile Ile  
 275 280 285  
 Cys Asp Glu Cys His Ser Thr Asp Ala Thr Ser Ile Leu Gly Ile Gly  
 290 295 300  
 Thr Val Leu Asp Gln Ala Glu Thr Ala Gly Ala Arg Leu Thr Val Leu  
 305 310 315 320  
 Ala Thr Ala Thr Pro Pro Gly Ser Val Thr Val Pro His Pro Asn Ile  
 325 330 335  
 Glu Glu Val Ala Leu Ser Thr Thr Gly Glu Ile Pro Phe Tyr Gly Lys  
 340 345 350  
 Ala Ile Pro Leu Glu Ala Ile Lys Gly Gly Arg His Leu Ile Phe Cys  
 355 360 365  
 His Ser Lys Lys Lys Cys Asp Glu Leu Ala Ala Lys Leu Val Ala Leu  
 370 375 380  
 Gly Val Asn Ala Val Ala Tyr Tyr Arg Gly Leu Asp Val Ser Val Ile  
 385 390 395 400  
 Pro Thr Ser Gly Asp Val Val Val Val Ala Thr Asp Ala Leu Met Thr  
 405 410 415  
 Gly Phe Thr Gly Asp Phe Asp Ser Val Ile Asp Cys Asn Thr Cys Val  
 420 425 430  
 Thr Gln Thr Val Asp Phe Ser Leu Asp Pro Thr Phe Thr Ile Glu Thr  
 435 440 445  
 Ile Thr Leu Pro Gln Asp Ala Val Ser Arg Thr Gln Arg Arg Gly Arg  
 450 455 460  
 Thr Gly Arg Gly Lys Pro Gly Ile Tyr Arg Phe Val Ala Pro Gly Glu  
 465 470 475 480  
 Arg Pro Ser Gly Met Phe Asp Ser Ser Val Leu Cys Glu Cys Tyr Asp  
 485 490 495  
 Ala Gly Cys Ala Trp Tyr Glu Leu Thr Pro Ala Glu Thr Thr Val Arg  
 500 505 510  
 Leu Arg Ala Tyr Met Asn Thr Pro Gly Leu Pro Val Cys Gln Asp His  
 515 520 525  
 Leu Glu Phe Trp Glu Gly Val Phe Thr Gly Leu Thr His Ile Asp Ala  
 530 535 540  
 His Phe Leu Ser Gln Thr Lys Gln Ser Gly Glu Asn Leu Pro Tyr Leu  
 545 550 555 560  
 Val Ala Tyr Gln Ala Thr Val Cys Ala Arg Ala Gln Ala Pro Pro Pro  
 565 570 575  
 Ser Trp Asp Gln Met Trp Lys Cys Leu Ile Arg Leu Lys Pro Thr Leu  
 580 585 590  
 His Gly Pro Thr Pro Leu Leu Tyr Arg Leu Gly Ala Val Gln Asn Glu  
 595 600 605  
 Val Thr Leu Thr His Pro Val Thr Lys Tyr Ile Met Thr Cys Met Ser

```

        610                615                620
Ala Asp Leu Glu Val Val Thr Ser Thr Trp Val Leu Val Gly Gly Val
625                630                635                640
Leu Ala Ala Leu Ala Ala Tyr Cys Leu Ser Thr Gly Cys Val Val Ile
        645                650                655
Val Gly Arg Ile Val Leu Ser Gly Lys Pro Ala Ile Ile Pro Asp Arg
        660                665                670
Glu Val Leu Tyr Arg Glu Phe Asp Glu Met Glu Glu Cys
        675                680                685
    
```

<210> 60  
 <211> 685  
 <212> PRT  
 <213> Artificial Sequence

<220>  
 <223> Mutant Hepatitis C virus NS3/4A peptide

```

<400> 60
Ala Pro Ile Thr Ala Tyr Ala Gln Gln Thr Arg Gly Leu Leu Gly Cys
 1                5                10                15
Ile Ile Thr Ser Ala Thr Gly Arg Asp Lys Asn Gln Val Glu Gly Glu
 20                25                30
Val Gln Ile Val Ser Thr Ala Ala Gln Thr Phe Leu Ala Thr Cys Ile
 35                40                45
Asn Gly Val Cys Trp Thr Val Tyr His Gly Ala Gly Thr Arg Thr Ile
 50                55                60
Ala Ser Pro Lys Gly Pro Val Ile Gln Met Tyr Thr Asn Val Asp Gln
 65                70                75                80
Asp Leu Val Gly Trp Pro Ala Pro Gln Gly Ala Arg Ser Leu Thr Pro
 85                90                95
Cys Thr Cys Gly Ser Ser Asp Leu Tyr Leu Val Thr Arg His Ala Asp
 100               105               110
Val Ile Pro Val Arg Arg Arg Gly Asp Gly Arg Gly Ser Leu Leu Ser
 115               120               125
Pro Arg Pro Ile Ser Tyr Leu Lys Gly Ser Ser Gly Gly Pro Leu Leu
 130               135               140
Cys Pro Ala Gly His Ala Val Gly Ile Phe Arg Ala Ala Val Cys Thr
 145               150               155               160
Arg Gly Val Ala Lys Ala Val Asp Phe Ile Pro Val Glu Ser Leu Gly
 165               170               175
Thr Thr Met Arg Ser Pro Val Phe Ser Asp Asn Ser Ser Pro Pro Ala
 180               185               190
Val Pro Gln Ser Tyr Gln Val Ala His Leu His Ala Pro Thr Gly Ser
 195               200               205
Gly Lys Ser Thr Lys Val Pro Ala Ala Tyr Ala Ala Gln Gly Tyr Lys
 210               215               220
Val Leu Val Leu Asn Pro Ser Val Ala Ala Thr Met Gly Phe Gly Ala
 225               230               235               240
Tyr Met Ser Lys Ala His Gly Ile Asp Pro Asn Ile Arg Thr Gly Val
 245               250               255
Arg Thr Ile Thr Thr Gly Ser Pro Ile Thr Tyr Ser Thr Tyr Gly Lys
 260               265               270
Phe Leu Ala Asp Gly Gly Cys Ser Gly Gly Ala Tyr Asp Ile Ile Ile
 275               280               285
Cys Asp Glu Cys His Ser Thr Asp Ala Thr Ser Ile Leu Gly Ile Gly
    
```

290						295						300							
Thr	Val	Leu	Asp	Gln	Ala	Glu	Thr	Ala	Gly	Ala	Arg	Leu	Thr	Val	Leu				
305					310					315					320				
Ala	Thr	Ala	Thr	Pro	Pro	Gly	Ser	Val	Thr	Val	Pro	His	Pro	Asn	Ile				
				325					330					335					
Glu	Glu	Val	Ala	Leu	Ser	Thr	Thr	Gly	Glu	Ile	Pro	Phe	Tyr	Gly	Lys				
			340					345					350						
Ala	Ile	Pro	Leu	Glu	Ala	Ile	Lys	Gly	Gly	Arg	His	Leu	Ile	Phe	Cys				
		355					360					365							
His	Ser	Lys	Lys	Lys	Cys	Asp	Glu	Leu	Ala	Ala	Lys	Leu	Val	Ala	Leu				
	370					375					380								
Gly	Val	Asn	Ala	Val	Ala	Tyr	Tyr	Arg	Gly	Leu	Asp	Val	Ser	Val	Ile				
385					390					395					400				
Pro	Thr	Ser	Gly	Asp	Val	Val	Val	Val	Ala	Thr	Asp	Ala	Leu	Met	Thr				
				405					410					415					
Gly	Phe	Thr	Gly	Asp	Phe	Asp	Ser	Val	Ile	Asp	Cys	Asn	Thr	Cys	Val				
			420					425					430						
Thr	Gln	Thr	Val	Asp	Phe	Ser	Leu	Asp	Pro	Thr	Phe	Thr	Ile	Glu	Thr				
		435					440					445							
Ile	Thr	Leu	Pro	Gln	Asp	Ala	Val	Ser	Arg	Thr	Gln	Arg	Arg	Gly	Arg				
	450				455						460								
Thr	Gly	Arg	Gly	Lys	Pro	Gly	Ile	Tyr	Arg	Phe	Val	Ala	Pro	Gly	Glu				
465					470					475					480				
Arg	Pro	Ser	Gly	Met	Phe	Asp	Ser	Ser	Val	Leu	Cys	Glu	Cys	Tyr	Asp				
				485					490					495					
Ala	Gly	Cys	Ala	Trp	Tyr	Glu	Leu	Thr	Pro	Ala	Glu	Thr	Thr	Val	Arg				
			500					505					510						
Leu	Arg	Ala	Tyr	Met	Asn	Thr	Pro	Gly	Leu	Pro	Val	Cys	Gln	Asp	His				
		515					520					525							
Leu	Glu	Phe	Trp	Glu	Gly	Val	Phe	Thr	Gly	Leu	Thr	His	Ile	Asp	Ala				
	530					535					540								
His	Phe	Leu	Ser	Gln	Thr	Lys	Gln	Ser	Gly	Glu	Asn	Leu	Pro	Tyr	Leu				
545					550					555					560				
Val	Ala	Tyr	Gln	Ala	Thr	Val	Cys	Ala	Arg	Ala	Gln	Ala	Pro	Pro	Pro				
				565					570					575					
Ser	Trp	Asp	Gln	Met	Trp	Lys	Cys	Leu	Ile	Arg	Leu	Lys	Pro	Thr	Leu				
			580					585					590						
His	Gly	Pro	Thr	Pro	Leu	Leu	Tyr	Arg	Leu	Gly	Ala	Val	Gln	Asn	Glu				
		595					600					605							
Val	Thr	Leu	Thr	His	Pro	Val	Thr	Lys	Tyr	Ile	Met	Thr	Cys	Met	Ser				
	610					615					620								
Ala	Asp	Leu	Glu	Val	Val	Thr	Ser	Thr	Trp	Val	Leu	Val	Gly	Gly	Val				
625					630					635					640				
Leu	Ala	Ala	Leu	Ala	Ala	Tyr	Cys	Leu	Ser	Thr	Gly	Cys	Val	Val	Ile				
				645				650					655						
Val	Gly	Arg	Ile	Val	Leu	Ser	Gly	Lys	Pro	Ala	Ile	Ile	Pro	Asp	Arg				
			660					665					670						
Glu	Val	Leu	Tyr	Arg	Glu	Phe	Asp	Glu	Met	Glu	Glu	Cys							
		675					680					685							

<210> 61  
 <211> 685  
 <212> PRT  
 <213> Artificial Sequence  
 <220>

<223> Mutant Hepatitis C virus NS3/4A peptide

<400> 61

Ala Pro Ile Thr Ala Tyr Ala Gln Gln Thr Arg Gly Leu Leu Gly Cys  
 1 5 10 15  
 Ile Ile Thr Ser Leu Ala Gly Arg Asp Lys Asn Gln Val Glu Gly Glu  
 20 25 30  
 Val Gln Ile Val Ser Thr Ala Ala Gln Thr Phe Leu Ala Thr Cys Ile  
 35 40 45  
 Asn Gly Val Cys Trp Thr Val Tyr His Gly Ala Gly Thr Arg Thr Ile  
 50 55 60  
 Ala Ser Pro Lys Gly Pro Val Ile Gln Met Tyr Thr Asn Val Asp Gln  
 65 70 75 80  
 Asp Leu Val Gly Trp Pro Ala Pro Gln Gly Ala Arg Ser Leu Thr Pro  
 85 90 95  
 Cys Thr Cys Gly Ser Ser Asp Leu Tyr Leu Val Thr Arg His Ala Asp  
 100 105 110  
 Val Ile Pro Val Arg Arg Arg Gly Asp Gly Arg Gly Ser Leu Leu Ser  
 115 120 125  
 Pro Arg Pro Ile Ser Tyr Leu Lys Gly Ser Ser Gly Gly Pro Leu Leu  
 130 135 140  
 Cys Pro Ala Gly His Ala Val Gly Ile Phe Arg Ala Ala Val Cys Thr  
 145 150 155 160  
 Arg Gly Val Ala Lys Ala Val Asp Phe Ile Pro Val Glu Ser Leu Glu  
 165 170 175  
 Thr Thr Met Arg Ser Pro Val Phe Ser Asp Asn Ser Ser Pro Pro Ala  
 180 185 190  
 Val Pro Gln Ser Tyr Gln Val Ala His Leu His Ala Pro Thr Gly Ser  
 195 200 205  
 Gly Lys Ser Thr Lys Val Pro Ala Ala Tyr Ala Ala Gln Gly Tyr Lys  
 210 215 220  
 Val Leu Val Leu Asn Pro Ser Val Ala Ala Thr Met Gly Phe Gly Ala  
 225 230 235 240  
 Tyr Met Ser Lys Ala His Gly Ile Asp Pro Asn Ile Arg Thr Gly Val  
 245 250 255  
 Arg Thr Ile Thr Thr Gly Ser Pro Ile Thr Tyr Ser Thr Tyr Gly Lys  
 260 265 270  
 Phe Leu Ala Asp Gly Gly Cys Ser Gly Gly Ala Tyr Asp Ile Ile Ile  
 275 280 285  
 Cys Asp Glu Cys His Ser Thr Asp Ala Thr Ser Ile Leu Gly Ile Gly  
 290 295 300  
 Thr Val Leu Asp Gln Ala Glu Thr Ala Gly Ala Arg Leu Thr Val Leu  
 305 310 315 320  
 Ala Thr Ala Thr Pro Pro Gly Ser Val Thr Val Pro His Pro Asn Ile  
 325 330 335  
 Glu Glu Val Ala Leu Ser Thr Thr Gly Glu Ile Pro Phe Tyr Gly Lys  
 340 345 350  
 Ala Ile Pro Leu Glu Ala Ile Lys Gly Gly Arg His Leu Ile Phe Cys  
 355 360 365  
 His Ser Lys Lys Lys Cys Asp Glu Leu Ala Ala Lys Leu Val Ala Leu  
 370 375 380  
 Gly Val Asn Ala Val Ala Tyr Tyr Arg Gly Leu Asp Val Ser Val Ile  
 385 390 395 400  
 Pro Thr Ser Gly Asp Val Val Val Val Ala Thr Asp Ala Leu Met Thr  
 405 410 415  
 Gly Phe Thr Gly Asp Phe Asp Ser Val Ile Asp Cys Asn Thr Cys Val  
 420 425 430

Thr Gln Thr Val Asp Phe Ser Leu Asp Pro Thr Phe Thr Ile Glu Thr  
 435 440 445  
 Ile Thr Leu Pro Gln Asp Ala Val Ser Arg Thr Gln Arg Arg Gly Arg  
 450 455 460  
 Thr Gly Arg Gly Lys Pro Gly Ile Tyr Arg Phe Val Ala Pro Gly Glu  
 465 470 475 480  
 Arg Pro Ser Gly Met Phe Asp Ser Ser Val Leu Cys Glu Cys Tyr Asp  
 485 490 495  
 Ala Gly Cys Ala Trp Tyr Glu Leu Thr Pro Ala Glu Thr Thr Val Arg  
 500 505 510  
 Leu Arg Ala Tyr Met Asn Thr Pro Gly Leu Pro Val Cys Gln Asp His  
 515 520 525  
 Leu Glu Phe Trp Glu Gly Val Phe Thr Gly Leu Thr His Ile Asp Ala  
 530 535 540  
 His Phe Leu Ser Gln Thr Lys Gln Ser Gly Glu Asn Leu Pro Tyr Leu  
 545 550 555 560  
 Val Ala Tyr Gln Ala Thr Val Cys Ala Arg Ala Gln Ala Pro Pro Pro  
 565 570 575  
 Ser Trp Asp Gln Met Trp Lys Cys Leu Ile Arg Leu Lys Pro Thr Leu  
 580 585 590  
 His Gly Pro Thr Pro Leu Leu Tyr Arg Leu Gly Ala Val Gln Asn Glu  
 595 600 605  
 Val Thr Leu Thr His Pro Val Thr Lys Tyr Ile Met Thr Cys Met Ser  
 610 615 620  
 Ala Asp Leu Glu Val Val Thr Ser Thr Trp Val Leu Val Gly Gly Val  
 625 630 635 640  
 Leu Ala Ala Leu Ala Ala Tyr Cys Leu Ser Thr Gly Cys Val Val Ile  
 645 650 655  
 Val Gly Arg Ile Val Leu Ser Gly Lys Pro Ala Ile Ile Pro Asp Arg  
 660 665 670  
 Glu Val Leu Tyr Arg Glu Phe Asp Glu Met Glu Glu Cys  
 675 680 685

<210> 62

<211> 685

<212> PRT

<213> Artificial Sequence

<220>

<223> Mutant Hepatitis C virus NS3/4A peptide

<400> 62

Ala Pro Ile Thr Ala Tyr Ala Gln Gln Thr Arg Gly Leu Leu Gly Cys  
 1 5 10 15  
 Ile Ile Thr Ser Leu Thr Ala Arg Asp Lys Asn Gln Val Glu Gly Glu  
 20 25 30  
 Val Gln Ile Val Ser Thr Ala Ala Gln Thr Phe Leu Ala Thr Cys Ile  
 35 40 45  
 Asn Gly Val Cys Trp Thr Val Tyr His Gly Ala Gly Thr Arg Thr Ile  
 50 55 60  
 Ala Ser Pro Lys Gly Pro Val Ile Gln Met Tyr Thr Asn Val Asp Gln  
 65 70 75 80  
 Asp Leu Val Gly Trp Pro Ala Pro Gln Gly Ala Arg Ser Leu Thr Pro  
 85 90 95  
 Cys Thr Cys Gly Ser Ser Asp Leu Tyr Leu Val Thr Arg His Ala Asp  
 100 105 110

Val Ile Pro Val Arg Arg Arg Gly Asp Gly Arg Gly Ser Leu Leu Ser  
 115 120 125  
 Pro Arg Pro Ile Ser Tyr Leu Lys Gly Ser Ser Gly Gly Pro Leu Leu  
 130 135 140  
 Cys Pro Ala Gly His Ala Val Gly Ile Phe Arg Ala Ala Val Cys Thr  
 145 150 155 160  
 Arg Gly Val Ala Lys Ala Val Asp Phe Ile Pro Val Glu Ser Leu Glu  
 165 170 175  
 Thr Thr Met Arg Ser Pro Val Phe Ser Asp Asn Ser Ser Pro Pro Ala  
 180 185 190  
 Val Pro Gln Ser Tyr Gln Val Ala His Leu His Ala Pro Thr Gly Ser  
 195 200 205  
 Gly Lys Ser Thr Lys Val Pro Ala Ala Tyr Ala Ala Gln Gly Tyr Lys  
 210 215 220  
 Val Leu Val Leu Asn Pro Ser Val Ala Ala Thr Met Gly Phe Gly Ala  
 225 230 235 240  
 Tyr Met Ser Lys Ala His Gly Ile Asp Pro Asn Ile Arg Thr Gly Val  
 245 250 255  
 Arg Thr Ile Thr Thr Gly Ser Pro Ile Thr Tyr Ser Thr Tyr Gly Lys  
 260 265 270  
 Phe Leu Ala Asp Gly Gly Cys Ser Gly Gly Ala Tyr Asp Ile Ile Ile  
 275 280 285  
 Cys Asp Glu Cys His Ser Thr Asp Ala Thr Ser Ile Leu Gly Ile Gly  
 290 295 300  
 Thr Val Leu Asp Gln Ala Glu Thr Ala Gly Ala Arg Leu Thr Val Leu  
 305 310 315 320  
 Ala Thr Ala Thr Pro Pro Gly Ser Val Thr Val Pro His Pro Asn Ile  
 325 330 335  
 Glu Glu Val Ala Leu Ser Thr Thr Gly Glu Ile Pro Phe Tyr Gly Lys  
 340 345 350  
 Ala Ile Pro Leu Glu Ala Ile Lys Gly Gly Arg His Leu Ile Phe Cys  
 355 360 365  
 His Ser Lys Lys Lys Cys Asp Glu Leu Ala Ala Lys Leu Val Ala Leu  
 370 375 380  
 Gly Val Asn Ala Val Ala Tyr Tyr Arg Gly Leu Asp Val Ser Val Ile  
 385 390 395 400  
 Pro Thr Ser Gly Asp Val Val Val Val Ala Thr Asp Ala Leu Met Thr  
 405 410 415  
 Gly Phe Thr Gly Asp Phe Asp Ser Val Ile Asp Cys Asn Thr Cys Val  
 420 425 430  
 Thr Gln Thr Val Asp Phe Ser Leu Asp Pro Thr Phe Thr Ile Glu Thr  
 435 440 445  
 Ile Thr Leu Pro Gln Asp Ala Val Ser Arg Thr Gln Arg Arg Gly Arg  
 450 455 460  
 Thr Gly Arg Gly Lys Pro Gly Ile Tyr Arg Phe Val Ala Pro Gly Glu  
 465 470 475 480  
 Arg Pro Ser Gly Met Phe Asp Ser Ser Val Leu Cys Glu Cys Tyr Asp  
 485 490 495  
 Ala Gly Cys Ala Trp Tyr Glu Leu Thr Pro Ala Glu Thr Thr Val Arg  
 500 505 510  
 Leu Arg Ala Tyr Met Asn Thr Pro Gly Leu Pro Val Cys Gln Asp His  
 515 520 525  
 Leu Glu Phe Trp Glu Gly Val Phe Thr Gly Leu Thr His Ile Asp Ala  
 530 535 540  
 His Phe Leu Ser Gln Thr Lys Gln Ser Gly Glu Asn Leu Pro Tyr Leu  
 545 550 555 560  
 Val Ala Tyr Gln Ala Thr Val Cys Ala Arg Ala Gln Ala Pro Pro Pro



565 570 575  
 Ser Trp Asp Gln Met Trp Lys Cys Leu Ile Arg Leu Lys Pro Thr Leu  
 580 585 590  
 His Gly Pro Thr Pro Leu Leu Tyr Arg Leu Gly Ala Val Gln Asn Glu  
 595 600 605  
 Val Thr Leu Thr His Pro Val Thr Lys Tyr Ile Met Thr Cys Met Ser  
 610 615 620  
 Ala Asp Leu Glu Val Val Thr Ser Thr Trp Val Leu Val Gly Gly Val  
 625 630 635 640  
 Leu Ala Ala Leu Ala Ala Tyr Cys Leu Ser Thr Gly Cys Val Val Ile  
 645 650 655  
 Val Gly Arg Ile Val Leu Ser Gly Lys Pro Ala Ile Ile Pro Asp Arg  
 660 665 670  
 Glu Val Leu Tyr Arg Glu Phe Asp Glu Met Glu Glu Cys  
 675 680 685

<210> 63

<211> 685

<212> PRT

<213> Artificial Sequence

<220>

<223> Mutant Hepatitis C virus NS3/4A peptide

<400> 63

Ala Pro Ile Thr Ala Tyr Ala Gln Gln Thr Arg Gly Leu Leu Gly Cys  
 1 5 10 15  
 Ile Ile Thr Ser Leu Thr Gly Ala Asp Lys Asn Gln Val Glu Gly Glu  
 20 25 30  
 Val Gln Ile Val Ser Thr Ala Ala Gln Thr Phe Leu Ala Thr Cys Ile  
 35 40 45  
 Asn Gly Val Cys Trp Thr Val Tyr His Gly Ala Gly Thr Arg Thr Ile  
 50 55 60  
 Ala Ser Pro Lys Gly Pro Val Ile Gln Met Tyr Thr Asn Val Asp Gln  
 65 70 75 80  
 Asp Leu Val Gly Trp Pro Ala Pro Gln Gly Ala Arg Ser Leu Thr Pro  
 85 90 95  
 Cys Thr Cys Gly Ser Ser Asp Leu Tyr Leu Val Thr Arg His Ala Asp  
 100 105 110  
 Val Ile Pro Val Arg Arg Arg Gly Asp Gly Arg Gly Ser Leu Leu Ser  
 115 120 125  
 Pro Arg Pro Ile Ser Tyr Leu Lys Gly Ser Ser Gly Gly Pro Leu Leu  
 130 135 140  
 Cys Pro Ala Gly His Ala Val Gly Ile Phe Arg Ala Ala Val Cys Thr  
 145 150 155 160  
 Arg Gly Val Ala Lys Ala Val Asp Phe Ile Pro Val Glu Ser Leu Glu  
 165 170 175  
 Thr Thr Met Arg Ser Pro Val Phe Ser Asp Asn Ser Ser Pro Pro Ala  
 180 185 190  
 Val Pro Gln Ser Tyr Gln Val Ala His Leu His Ala Pro Thr Gly Ser  
 195 200 205  
 Gly Lys Ser Thr Lys Val Pro Ala Ala Tyr Ala Ala Gln Gly Tyr Lys  
 210 215 220  
 Val Leu Val Leu Asn Pro Ser Val Ala Ala Thr Met Gly Phe Gly Ala  
 225 230 235 240  
 Tyr Met Ser Lys Ala His Gly Ile Asp Pro Asn Ile Arg Thr Gly Val

				245					250					255			
Arg	Thr	Ile	Thr	Thr	Gly	Ser	Pro	Ile	Thr	Tyr	Ser	Thr	Tyr	Gly	Lys		
				260					265					270			
Phe	Leu	Ala	Asp	Gly	Gly	Cys	Ser	Gly	Gly	Ala	Tyr	Asp	Ile	Ile	Ile		
				275					280					285			
Cys	Asp	Glu	Cys	His	Ser	Thr	Asp	Ala	Thr	Ser	Ile	Leu	Gly	Ile	Gly		
				290					295					300			
Thr	Val	Leu	Asp	Gln	Ala	Glu	Thr	Ala	Gly	Ala	Arg	Leu	Thr	Val	Leu		
				305					310					315			320
Ala	Thr	Ala	Thr	Pro	Pro	Gly	Ser	Val	Thr	Val	Pro	His	Pro	Asn	Ile		
				325					330					335			
Glu	Glu	Val	Ala	Leu	Ser	Thr	Thr	Gly	Glu	Ile	Pro	Phe	Tyr	Gly	Lys		
				340					345					350			
Ala	Ile	Pro	Leu	Glu	Ala	Ile	Lys	Gly	Gly	Arg	His	Leu	Ile	Phe	Cys		
				355					360					365			
His	Ser	Lys	Lys	Lys	Cys	Asp	Glu	Leu	Ala	Ala	Lys	Leu	Val	Ala	Leu		
				370					375					380			
Gly	Val	Asn	Ala	Val	Ala	Tyr	Tyr	Arg	Gly	Leu	Asp	Val	Ser	Val	Ile		
				385					390					395			400
Pro	Thr	Ser	Gly	Asp	Val	Val	Val	Val	Ala	Thr	Asp	Ala	Leu	Met	Thr		
				405					410					415			
Gly	Phe	Thr	Gly	Asp	Phe	Asp	Ser	Val	Ile	Asp	Cys	Asn	Thr	Cys	Val		
				420					425					430			
Thr	Gln	Thr	Val	Asp	Phe	Ser	Leu	Asp	Pro	Thr	Phe	Thr	Ile	Glu	Thr		
				435					440					445			
Ile	Thr	Leu	Pro	Gln	Asp	Ala	Val	Ser	Arg	Thr	Gln	Arg	Arg	Gly	Arg		
				450					455					460			
Thr	Gly	Arg	Gly	Lys	Pro	Gly	Ile	Tyr	Arg	Phe	Val	Ala	Pro	Gly	Glu		
				465					470					475			480
Arg	Pro	Ser	Gly	Met	Phe	Asp	Ser	Ser	Val	Leu	Cys	Glu	Cys	Tyr	Asp		
				485					490					495			
Ala	Gly	Cys	Ala	Trp	Tyr	Glu	Leu	Thr	Pro	Ala	Glu	Thr	Thr	Val	Arg		
				500					505					510			
Leu	Arg	Ala	Tyr	Met	Asn	Thr	Pro	Gly	Leu	Pro	Val	Cys	Gln	Asp	His		
				515					520					525			
Leu	Glu	Phe	Trp	Glu	Gly	Val	Phe	Thr	Gly	Leu	Thr	His	Ile	Asp	Ala		
				530					535					540			
His	Phe	Leu	Ser	Gln	Thr	Lys	Gln	Ser	Gly	Glu	Asn	Leu	Pro	Tyr	Leu		
				545					550					555			560
Val	Ala	Tyr	Gln	Ala	Thr	Val	Cys	Ala	Arg	Ala	Gln	Ala	Pro	Pro	Pro		
				565					570					575			
Ser	Trp	Asp	Gln	Met	Trp	Lys	Cys	Leu	Ile	Arg	Leu	Lys	Pro	Thr	Leu		
				580					585					590			
His	Gly	Pro	Thr	Pro	Leu	Leu	Tyr	Arg	Leu	Gly	Ala	Val	Gln	Asn	Glu		
				595					600					605			
Val	Thr	Leu	Thr	His	Pro	Val	Thr	Lys	Tyr	Ile	Met	Thr	Cys	Met	Ser		
				610					615					620			
Ala	Asp	Leu	Glu	Val	Val	Thr	Ser	Thr	Trp	Val	Leu	Val	Gly	Gly	Val		
				625					630					635			640
Leu	Ala	Ala	Leu	Ala	Ala	Tyr	Cys	Leu	Ser	Thr	Gly	Cys	Val	Val	Ile		
				645					650					655			
Val	Gly	Arg	Ile	Val	Leu	Ser	Gly	Lys	Pro	Ala	Ile	Ile	Pro	Asp	Arg		
				660					665					670			
Glu	Val	Leu	Tyr	Arg	Glu	Phe	Asp	Glu	Met	Glu	Glu	Cys					
				675					680					685			

<210> 64  
 <211> 685  
 <212> PRT  
 <213> Artificial Sequence

<220>  
 <223> Mutant Hepatitis C virus NS3/4A peptide

<400> 64  
 Ala Pro Ile Thr Ala Tyr Ala Gln Gln Thr Arg Gly Leu Leu Gly Cys  
 1 5 10 15  
 Ile Ile Thr Ser Leu Thr Gly Arg Ala Lys Asn Gln Val Glu Gly Glu  
 20 25 30  
 Val Gln Ile Val Ser Thr Ala Ala Gln Thr Phe Leu Ala Thr Cys Ile  
 35 40 45  
 Asn Gly Val Cys Trp Thr Val Tyr His Gly Ala Gly Thr Arg Thr Ile  
 50 55 60  
 Ala Ser Pro Lys Gly Pro Val Ile Gln Met Tyr Thr Asn Val Asp Gln  
 65 70 75 80  
 Asp Leu Val Gly Trp Pro Ala Pro Gln Gly Ala Arg Ser Leu Thr Pro  
 85 90 95  
 Cys Thr Cys Gly Ser Ser Asp Leu Tyr Leu Val Thr Arg His Ala Asp  
 100 105 110  
 Val Ile Pro Val Arg Arg Arg Gly Asp Gly Arg Gly Ser Leu Leu Ser  
 115 120 125  
 Pro Arg Pro Ile Ser Tyr Leu Lys Gly Ser Ser Gly Gly Pro Leu Leu  
 130 135 140  
 Cys Pro Ala Gly His Ala Val Gly Ile Phe Arg Ala Ala Val Cys Thr  
 145 150 155 160  
 Arg Gly Val Ala Lys Ala Val Asp Phe Ile Pro Val Glu Ser Leu Glu  
 165 170 175  
 Thr Thr Met Arg Ser Pro Val Phe Ser Asp Asn Ser Ser Pro Pro Ala  
 180 185 190  
 Val Pro Gln Ser Tyr Gln Val Ala His Leu His Ala Pro Thr Gly Ser  
 195 200 205  
 Gly Lys Ser Thr Lys Val Pro Ala Ala Tyr Ala Ala Gln Gly Tyr Lys  
 210 215 220  
 Val Leu Val Leu Asn Pro Ser Val Ala Ala Thr Met Gly Phe Gly Ala  
 225 230 235 240  
 Tyr Met Ser Lys Ala His Gly Ile Asp Pro Asn Ile Arg Thr Gly Val  
 245 250 255  
 Arg Thr Ile Thr Thr Gly Ser Pro Ile Thr Tyr Ser Thr Tyr Gly Lys  
 260 265 270  
 Phe Leu Ala Asp Gly Gly Cys Ser Gly Gly Ala Tyr Asp Ile Ile Ile  
 275 280 285  
 Cys Asp Glu Cys His Ser Thr Asp Ala Thr Ser Ile Leu Gly Ile Gly  
 290 295 300  
 Thr Val Leu Asp Gln Ala Glu Thr Ala Gly Ala Arg Leu Thr Val Leu  
 305 310 315 320  
 Ala Thr Ala Thr Pro Pro Gly Ser Val Thr Val Pro His Pro Asn Ile  
 325 330 335  
 Glu Glu Val Ala Leu Ser Thr Thr Gly Glu Ile Pro Phe Tyr Gly Lys  
 340 345 350  
 Ala Ile Pro Leu Glu Ala Ile Lys Gly Gly Arg His Leu Ile Phe Cys  
 355 360 365  
 His Ser Lys Lys Lys Cys Asp Glu Leu Ala Ala Lys Leu Val Ala Leu  
 370 375 380

Gly Val Asn Ala Val Ala Tyr Tyr Arg Gly Leu Asp Val Ser Val Ile  
 385 390 395 400  
 Pro Thr Ser Gly Asp Val Val Val Val Ala Thr Asp Ala Leu Met Thr  
 405 410 415  
 Gly Phe Thr Gly Asp Phe Asp Ser Val Ile Asp Cys Asn Thr Cys Val  
 420 425 430  
 Thr Gln Thr Val Asp Phe Ser Leu Asp Pro Thr Phe Thr Ile Glu Thr  
 435 440 445  
 Ile Thr Leu Pro Gln Asp Ala Val Ser Arg Thr Gln Arg Arg Gly Arg  
 450 455 460  
 Thr Gly Arg Gly Lys Pro Gly Ile Tyr Arg Phe Val Ala Pro Gly Glu  
 465 470 475 480  
 Arg Pro Ser Gly Met Phe Asp Ser Ser Val Leu Cys Glu Cys Tyr Asp  
 485 490 495  
 Ala Gly Cys Ala Trp Tyr Glu Leu Thr Pro Ala Glu Thr Thr Val Arg  
 500 505 510  
 Leu Arg Ala Tyr Met Asn Thr Pro Gly Leu Pro Val Cys Gln Asp His  
 515 520 525  
 Leu Glu Phe Trp Glu Gly Val Phe Thr Gly Leu Thr His Ile Asp Ala  
 530 535 540  
 His Phe Leu Ser Gln Thr Lys Gln Ser Gly Glu Asn Leu Pro Tyr Leu  
 545 550 555 560  
 Val Ala Tyr Gln Ala Thr Val Cys Ala Arg Ala Gln Ala Pro Pro Pro  
 565 570 575  
 Ser Trp Asp Gln Met Trp Lys Cys Leu Ile Arg Leu Lys Pro Thr Leu  
 580 585 590  
 His Gly Pro Thr Pro Leu Leu Tyr Arg Leu Gly Ala Val Gln Asn Glu  
 595 600 605  
 Val Thr Leu Thr His Pro Val Thr Lys Tyr Ile Met Thr Cys Met Ser  
 610 615 620  
 Ala Asp Leu Glu Val Val Thr Ser Thr Trp Val Leu Val Gly Gly Val  
 625 630 635 640  
 Leu Ala Ala Leu Ala Ala Tyr Cys Leu Ser Thr Gly Cys Val Val Ile  
 645 650 655  
 Val Gly Arg Ile Val Leu Ser Gly Lys Pro Ala Ile Ile Pro Asp Arg  
 660 665 670  
 Glu Val Leu Tyr Arg Glu Phe Asp Glu Met Glu Glu Cys  
 675 680 685

<210> 65  
 <211> 685  
 <212> PRT  
 <213> Artificial Sequence

<220>  
 <223> Mutant Hepatitis C virus NS3/4A peptide

<400> 65  
 Ala Pro Ile Thr Ala Tyr Ala Gln Gln Thr Arg Gly Leu Leu Gly Cys  
 1 5 10 15  
 Ile Ile Thr Ser Leu Thr Gly Arg Asp Ala Asn Gln Val Glu Gly Glu  
 20 25 30  
 Val Gln Ile Val Ser Thr Ala Ala Gln Thr Phe Leu Ala Thr Cys Ile  
 35 40 45  
 Asn Gly Val Cys Trp Thr Val Tyr His Gly Ala Gly Thr Arg Thr Ile  
 50 55 60

Ala Ser Pro Lys Gly Pro Val Ile Gln Met Tyr Thr Asn Val Asp Gln  
 65 70 75 80  
 Asp Leu Val Gly Trp Pro Ala Pro Gln Gly Ala Arg Ser Leu Thr Pro  
 85 90 95  
 Cys Thr Cys Gly Ser Ser Asp Leu Tyr Leu Val Thr Arg His Ala Asp  
 100 105 110  
 Val Ile Pro Val Arg Arg Arg Gly Asp Gly Arg Gly Ser Leu Leu Ser  
 115 120 125  
 Pro Arg Pro Ile Ser Tyr Leu Lys Gly Ser Ser Gly Gly Pro Leu Leu  
 130 135 140  
 Cys Pro Ala Gly His Ala Val Gly Ile Phe Arg Ala Ala Val Cys Thr  
 145 150 155 160  
 Arg Gly Val Ala Lys Ala Val Asp Phe Ile Pro Val Glu Ser Leu Glu  
 165 170 175  
 Thr Thr Met Arg Ser Pro Val Phe Ser Asp Asn Ser Ser Pro Pro Ala  
 180 185 190  
 Val Pro Gln Ser Tyr Gln Val Ala His Leu His Ala Pro Thr Gly Ser  
 195 200 205  
 Gly Lys Ser Thr Lys Val Pro Ala Ala Tyr Ala Ala Gln Gly Tyr Lys  
 210 215 220  
 Val Leu Val Leu Asn Pro Ser Val Ala Ala Thr Met Gly Phe Gly Ala  
 225 230 235 240  
 Tyr Met Ser Lys Ala His Gly Ile Asp Pro Asn Ile Arg Thr Gly Val  
 245 250 255  
 Arg Thr Ile Thr Thr Gly Ser Pro Ile Thr Tyr Ser Thr Tyr Gly Lys  
 260 265 270  
 Phe Leu Ala Asp Gly Gly Cys Ser Gly Gly Ala Tyr Asp Ile Ile Ile  
 275 280 285  
 Cys Asp Glu Cys His Ser Thr Asp Ala Thr Ser Ile Leu Gly Ile Gly  
 290 295 300  
 Thr Val Leu Asp Gln Ala Glu Thr Ala Gly Ala Arg Leu Thr Val Leu  
 305 310 315 320  
 Ala Thr Ala Thr Pro Pro Gly Ser Val Thr Val Pro His Pro Asn Ile  
 325 330 335  
 Glu Glu Val Ala Leu Ser Thr Thr Gly Glu Ile Pro Phe Tyr Gly Lys  
 340 345 350  
 Ala Ile Pro Leu Glu Ala Ile Lys Gly Gly Arg His Leu Ile Phe Cys  
 355 360 365  
 His Ser Lys Lys Lys Cys Asp Glu Leu Ala Ala Lys Leu Val Ala Leu  
 370 375 380  
 Gly Val Asn Ala Val Ala Tyr Tyr Arg Gly Leu Asp Val Ser Val Ile  
 385 390 395 400  
 Pro Thr Ser Gly Asp Val Val Val Ala Thr Asp Ala Leu Met Thr  
 405 410 415  
 Gly Phe Thr Gly Asp Phe Asp Ser Val Ile Asp Cys Asn Thr Cys Val  
 420 425 430  
 Thr Gln Thr Val Asp Phe Ser Leu Asp Pro Thr Phe Thr Ile Glu Thr  
 435 440 445  
 Ile Thr Leu Pro Gln Asp Ala Val Ser Arg Thr Gln Arg Arg Gly Arg  
 450 455 460  
 Thr Gly Arg Gly Lys Pro Gly Ile Tyr Arg Phe Val Ala Pro Gly Glu  
 465 470 475 480  
 Arg Pro Ser Gly Met Phe Asp Ser Ser Val Leu Cys Glu Cys Tyr Asp  
 485 490 495  
 Ala Gly Cys Ala Trp Tyr Glu Leu Thr Pro Ala Glu Thr Thr Val Arg  
 500 505 510  
 Leu Arg Ala Tyr Met Asn Thr Pro Gly Leu Pro Val Cys Gln Asp His

	515					520						525				
Leu	Glu	Phe	Trp	Glu	Gly	Val	Phe	Thr	Gly	Leu	Thr	His	Ile	Asp	Ala	
	530					535						540				
His	Phe	Leu	Ser	Gln	Thr	Lys	Gln	Ser	Gly	Glu	Asn	Leu	Pro	Tyr	Leu	
545					550					555					560	
Val	Ala	Tyr	Gln	Ala	Thr	Val	Cys	Ala	Arg	Ala	Gln	Ala	Pro	Pro	Pro	
				565					570						575	
Ser	Trp	Asp	Gln	Met	Trp	Lys	Cys	Leu	Ile	Arg	Leu	Lys	Pro	Thr	Leu	
			580					585					590			
His	Gly	Pro	Thr	Pro	Leu	Leu	Tyr	Arg	Leu	Gly	Ala	Val	Gln	Asn	Glu	
		595					600						605			
Val	Thr	Leu	Thr	His	Pro	Val	Thr	Lys	Tyr	Ile	Met	Thr	Cys	Met	Ser	
	610					615						620				
Ala	Asp	Leu	Glu	Val	Val	Thr	Ser	Thr	Trp	Val	Leu	Val	Gly	Gly	Val	
625					630					635					640	
Leu	Ala	Ala	Leu	Ala	Ala	Tyr	Cys	Leu	Ser	Thr	Gly	Cys	Val	Val	Ile	
				645					650					655		
Val	Gly	Arg	Ile	Val	Leu	Ser	Gly	Lys	Pro	Ala	Ile	Ile	Pro	Asp	Arg	
			660				665						670			
Glu	Val	Leu	Tyr	Arg	Glu	Phe	Asp	Glu	Met	Glu	Glu	Cys				
	675						680					685				

<210> 66  
 <211> 685  
 <212> PRT  
 <213> Artificial Sequence

<220>  
 <223> Mutant Hepatitis C virus NS3/4A peptide

<400> 66

Ala	Pro	Ile	Thr	Ala	Tyr	Ala	Gln	Gln	Thr	Arg	Gly	Leu	Leu	Gly	Cys
1				5					10					15	
Ile	Ile	Thr	Ser	Leu	Thr	Gly	Arg	Asp	Lys	Ala	Gln	Val	Glu	Gly	Glu
			20					25					30		
Val	Gln	Ile	Val	Ser	Thr	Ala	Ala	Gln	Thr	Phe	Leu	Ala	Thr	Cys	Ile
			35				40					45			
Asn	Gly	Val	Cys	Trp	Thr	Val	Tyr	His	Gly	Ala	Gly	Thr	Arg	Thr	Ile
	50					55					60				
Ala	Ser	Pro	Lys	Gly	Pro	Val	Ile	Gln	Met	Tyr	Thr	Asn	Val	Asp	Gln
65					70					75					80
Asp	Leu	Val	Gly	Trp	Pro	Ala	Pro	Gln	Gly	Ala	Arg	Ser	Leu	Thr	Pro
				85					90					95	
Cys	Thr	Cys	Gly	Ser	Ser	Asp	Leu	Tyr	Leu	Val	Thr	Arg	His	Ala	Asp
			100					105					110		
Val	Ile	Pro	Val	Arg	Arg	Arg	Gly	Asp	Gly	Arg	Gly	Ser	Leu	Leu	Ser
			115				120					125			
Pro	Arg	Pro	Ile	Ser	Tyr	Leu	Lys	Gly	Ser	Ser	Gly	Gly	Pro	Leu	Leu
			130			135					140				
Cys	Pro	Ala	Gly	His	Ala	Val	Gly	Ile	Phe	Arg	Ala	Ala	Val	Cys	Thr
145					150					155					160
Arg	Gly	Val	Ala	Lys	Ala	Val	Asp	Phe	Ile	Pro	Val	Glu	Ser	Leu	Glu
				165					170					175	
Thr	Thr	Met	Arg	Ser	Pro	Val	Phe	Ser	Asp	Asn	Ser	Ser	Pro	Pro	Ala
			180					185					190		
Val	Pro	Gln	Ser	Tyr	Gln	Val	Ala	His	Leu	His	Ala	Pro	Thr	Gly	Ser

	195						200						205			
Gly	Lys	Ser	Thr	Lys	Val	Pro	Ala	Ala	Tyr	Ala	Ala	Gln	Gly	Tyr	Lys	
	210						215					220				
Val	Leu	Val	Leu	Asn	Pro	Ser	Val	Ala	Ala	Thr	Met	Gly	Phe	Gly	Ala	
225					230					235					240	
Tyr	Met	Ser	Lys	Ala	His	Gly	Ile	Asp	Pro	Asn	Ile	Arg	Thr	Gly	Val	
				245					250					255		
Arg	Thr	Ile	Thr	Thr	Gly	Ser	Pro	Ile	Thr	Tyr	Ser	Thr	Tyr	Gly	Lys	
			260					265					270			
Phe	Leu	Ala	Asp	Gly	Gly	Cys	Ser	Gly	Gly	Ala	Tyr	Asp	Ile	Ile	Ile	
		275					280					285				
Cys	Asp	Glu	Cys	His	Ser	Thr	Asp	Ala	Thr	Ser	Ile	Leu	Gly	Ile	Gly	
	290					295					300					
Thr	Val	Leu	Asp	Gln	Ala	Glu	Thr	Ala	Gly	Ala	Arg	Leu	Thr	Val	Leu	
305					310					315					320	
Ala	Thr	Ala	Thr	Pro	Pro	Gly	Ser	Val	Thr	Val	Pro	His	Pro	Asn	Ile	
				325					330					335		
Glu	Glu	Val	Ala	Leu	Ser	Thr	Thr	Gly	Glu	Ile	Pro	Phe	Tyr	Gly	Lys	
			340					345					350			
Ala	Ile	Pro	Leu	Glu	Ala	Ile	Lys	Gly	Gly	Arg	His	Leu	Ile	Phe	Cys	
		355					360					365				
His	Ser	Lys	Lys	Lys	Cys	Asp	Glu	Leu	Ala	Ala	Lys	Leu	Val	Ala	Leu	
	370					375					380					
Gly	Val	Asn	Ala	Val	Ala	Tyr	Tyr	Arg	Gly	Leu	Asp	Val	Ser	Val	Ile	
385					390					395					400	
Pro	Thr	Ser	Gly	Asp	Val	Val	Val	Val	Ala	Thr	Asp	Ala	Leu	Met	Thr	
			405						410					415		
Gly	Phe	Thr	Gly	Asp	Phe	Asp	Ser	Val	Ile	Asp	Cys	Asn	Thr	Cys	Val	
			420					425					430			
Thr	Gln	Thr	Val	Asp	Phe	Ser	Leu	Asp	Pro	Thr	Phe	Thr	Ile	Glu	Thr	
		435					440					445				
Ile	Thr	Leu	Pro	Gln	Asp	Ala	Val	Ser	Arg	Thr	Gln	Arg	Arg	Gly	Arg	
	450					455					460					
Thr	Gly	Arg	Gly	Lys	Pro	Gly	Ile	Tyr	Arg	Phe	Val	Ala	Pro	Gly	Glu	
465					470					475				480		
Arg	Pro	Ser	Gly	Met	Phe	Asp	Ser	Ser	Val	Leu	Cys	Glu	Cys	Tyr	Asp	
			485						490					495		
Ala	Gly	Cys	Ala	Trp	Tyr	Glu	Leu	Thr	Pro	Ala	Glu	Thr	Thr	Val	Arg	
			500					505					510			
Leu	Arg	Ala	Tyr	Met	Asn	Thr	Pro	Gly	Leu	Pro	Val	Cys	Gln	Asp	His	
	515						520					525				
Leu	Glu	Phe	Trp	Glu	Gly	Val	Phe	Thr	Gly	Leu	Thr	His	Ile	Asp	Ala	
	530					535					540					
His	Phe	Leu	Ser	Gln	Thr	Lys	Gln	Ser	Gly	Glu	Asn	Leu	Pro	Tyr	Leu	
545					550					555					560	
Val	Ala	Tyr	Gln	Ala	Thr	Val	Cys	Ala	Arg	Ala	Gln	Ala	Pro	Pro	Pro	
			565						570					575		
Ser	Trp	Asp	Gln	Met	Trp	Lys	Cys	Leu	Ile	Arg	Leu	Lys	Pro	Thr	Leu	
			580					585					590			
His	Gly	Pro	Thr	Pro	Leu	Leu	Tyr	Arg	Leu	Gly	Ala	Val	Gln	Asn	Glu	
		595					600					605				
Val	Thr	Leu	Thr	His	Pro	Val	Thr	Lys	Tyr	Ile	Met	Thr	Cys	Met	Ser	
	610					615					620					
Ala	Asp	Leu	Glu	Val	Val	Thr	Ser	Thr	Trp	Val	Leu	Val	Gly	Gly	Val	
625					630					635					640	
Leu	Ala	Ala	Leu	Ala	Ala	Tyr	Cys	Leu	Ser	Thr	Gly	Cys	Val	Val	Ile	
			645					650						655		

Val Gly Arg Ile Val Leu Ser Gly Lys Pro Ala Ile Ile Pro Asp Arg  
 660 665 670  
 Glu Val Leu Tyr Arg Glu Phe Asp Glu Met Glu Glu Cys  
 675 680 685

<210> 67  
 <211> 685  
 <212> PRT  
 <213> Artificial Sequence

<220>  
 <223> Mutant Hepatitis C virus NS3/4A peptide

<400> 67  
 Ala Pro Ile Thr Ala Tyr Ala Gln Gln Thr Arg Gly Leu Leu Gly Cys  
 1 5 10 15  
 Ile Ile Thr Ser Leu Thr Gly Arg Asp Lys Asn Ala Val Glu Gly Glu  
 20 25 30  
 Val Gln Ile Val Ser Thr Ala Ala Gln Thr Phe Leu Ala Thr Cys Ile  
 35 40 45  
 Asn Gly Val Cys Trp Thr Val Tyr His Gly Ala Gly Thr Arg Thr Ile  
 50 55 60  
 Ala Ser Pro Lys Gly Pro Val Ile Gln Met Tyr Thr Asn Val Asp Gln  
 65 70 75 80  
 Asp Leu Val Gly Trp Pro Ala Pro Gln Gly Ala Arg Ser Leu Thr Pro  
 85 90 95  
 Cys Thr Cys Gly Ser Ser Asp Leu Tyr Leu Val Thr Arg His Ala Asp  
 100 105 110  
 Val Ile Pro Val Arg Arg Arg Gly Asp Gly Arg Gly Ser Leu Leu Ser  
 115 120 125  
 Pro Arg Pro Ile Ser Tyr Leu Lys Gly Ser Ser Gly Gly Pro Leu Leu  
 130 135 140  
 Cys Pro Ala Gly His Ala Val Gly Ile Phe Arg Ala Ala Val Cys Thr  
 145 150 155 160  
 Arg Gly Val Ala Lys Ala Val Asp Phe Ile Pro Val Glu Ser Leu Glu  
 165 170 175  
 Thr Thr Met Arg Ser Pro Val Phe Ser Asp Asn Ser Ser Pro Pro Ala  
 180 185 190  
 Val Pro Gln Ser Tyr Gln Val Ala His Leu His Ala Pro Thr Gly Ser  
 195 200 205  
 Gly Lys Ser Thr Lys Val Pro Ala Ala Tyr Ala Ala Gln Gly Tyr Lys  
 210 215 220  
 Val Leu Val Leu Asn Pro Ser Val Ala Ala Thr Met Gly Phe Gly Ala  
 225 230 235 240  
 Tyr Met Ser Lys Ala His Gly Ile Asp Pro Asn Ile Arg Thr Gly Val  
 245 250 255  
 Arg Thr Ile Thr Thr Gly Ser Pro Ile Thr Tyr Ser Thr Tyr Gly Lys  
 260 265 270  
 Phe Leu Ala Asp Gly Gly Cys Ser Gly Gly Ala Tyr Asp Ile Ile Ile  
 275 280 285  
 Cys Asp Glu Cys His Ser Thr Asp Ala Thr Ser Ile Leu Gly Ile Gly  
 290 295 300  
 Thr Val Leu Asp Gln Ala Glu Thr Ala Gly Ala Arg Leu Thr Val Leu  
 305 310 315 320  
 Ala Thr Ala Thr Pro Pro Gly Ser Val Thr Val Pro His Pro Asn Ile  
 325 330 335



Glu Glu Val Ala Leu Ser Thr Thr Gly Glu Ile Pro Phe Tyr Gly Lys  
 340 345 350  
 Ala Ile Pro Leu Glu Ala Ile Lys Gly Gly Arg His Leu Ile Phe Cys  
 355 360 365  
 His Ser Lys Lys Lys Cys Asp Glu Leu Ala Ala Lys Leu Val Ala Leu  
 370 375 380  
 Gly Val Asn Ala Val Ala Tyr Tyr Arg Gly Leu Asp Val Ser Val Ile  
 385 390 395 400  
 Pro Thr Ser Gly Asp Val Val Val Val Ala Thr Asp Ala Leu Met Thr  
 405 410 415  
 Gly Phe Thr Gly Asp Phe Asp Ser Val Ile Asp Cys Asn Thr Cys Val  
 420 425 430  
 Thr Gln Thr Val Asp Phe Ser Leu Asp Pro Thr Phe Thr Ile Glu Thr  
 435 440 445  
 Ile Thr Leu Pro Gln Asp Ala Val Ser Arg Thr Gln Arg Arg Gly Arg  
 450 455 460  
 Thr Gly Arg Gly Lys Pro Gly Ile Tyr Arg Phe Val Ala Pro Gly Glu  
 465 470 475 480  
 Arg Pro Ser Gly Met Phe Asp Ser Ser Val Leu Cys Glu Cys Tyr Asp  
 485 490 495  
 Ala Gly Cys Ala Trp Tyr Glu Leu Thr Pro Ala Glu Thr Thr Val Arg  
 500 505 510  
 Leu Arg Ala Tyr Met Asn Thr Pro Gly Leu Pro Val Cys Gln Asp His  
 515 520 525  
 Leu Glu Phe Trp Glu Gly Val Phe Thr Gly Leu Thr His Ile Asp Ala  
 530 535 540  
 His Phe Leu Ser Gln Thr Lys Gln Ser Gly Glu Asn Leu Pro Tyr Leu  
 545 550 555 560  
 Val Ala Tyr Gln Ala Thr Val Cys Ala Arg Ala Gln Ala Pro Pro Pro  
 565 570 575  
 Ser Trp Asp Gln Met Trp Lys Cys Leu Ile Arg Leu Lys Pro Thr Leu  
 580 585 590  
 His Gly Pro Thr Pro Leu Leu Tyr Arg Leu Gly Ala Val Gln Asn Glu  
 595 600 605  
 Val Thr Leu Thr His Pro Val Thr Lys Tyr Ile Met Thr Cys Met Ser  
 610 615 620  
 Ala Asp Leu Glu Val Val Thr Ser Thr Trp Val Leu Val Gly Gly Val  
 625 630 635 640  
 Leu Ala Ala Leu Ala Ala Tyr Cys Leu Ser Thr Gly Cys Val Val Ile  
 645 650 655  
 Val Gly Arg Ile Val Leu Ser Gly Lys Pro Ala Ile Ile Pro Asp Arg  
 660 665 670  
 Glu Val Leu Tyr Arg Glu Phe Asp Glu Met Glu Glu Cys  
 675 680 685

<210> 68

<211> 685

<212> PRT

<213> Artificial Sequence

<220>

<223> Mutant Hepatitis C virus NS3/4A peptide

<400> 68

Ala Pro Ile Thr Ala Tyr Ala Gln Gln Thr Arg Gly Leu Leu Gly Cys  
 1 5 10 15

Ile Ile Thr Ser Leu Thr Gly Arg Asp Lys Asn Gln Ala Glu Gly Glu  
 20 25 30  
 Val Gln Ile Val Ser Thr Ala Ala Gln Thr Phe Leu Ala Thr Cys Ile  
 35 40 45  
 Asn Gly Val Cys Trp Thr Val Tyr His Gly Ala Gly Thr Arg Thr Ile  
 50 55 60  
 Ala Ser Pro Lys Gly Pro Val Ile Gln Met Tyr Thr Asn Val Asp Gln  
 65 70 75 80  
 Asp Leu Val Gly Trp Pro Ala Pro Gln Gly Ala Arg Ser Leu Thr Pro  
 85 90 95  
 Cys Thr Cys Gly Ser Ser Asp Leu Tyr Leu Val Thr Arg His Ala Asp  
 100 105 110  
 Val Ile Pro Val Arg Arg Arg Gly Asp Gly Arg Gly Ser Leu Leu Ser  
 115 120 125  
 Pro Arg Pro Ile Ser Tyr Leu Lys Gly Ser Ser Gly Gly Pro Leu Leu  
 130 135 140  
 Cys Pro Ala Gly His Ala Val Gly Ile Phe Arg Ala Ala Val Cys Thr  
 145 150 155 160  
 Arg Gly Val Ala Lys Ala Val Asp Phe Ile Pro Val Glu Ser Leu Glu  
 165 170 175  
 Thr Thr Met Arg Ser Pro Val Phe Ser Asp Asn Ser Ser Pro Pro Ala  
 180 185 190  
 Val Pro Gln Ser Tyr Gln Val Ala His Leu His Ala Pro Thr Gly Ser  
 195 200 205  
 Gly Lys Ser Thr Lys Val Pro Ala Ala Tyr Ala Ala Gln Gly Tyr Lys  
 210 215 220  
 Val Leu Val Leu Asn Pro Ser Val Ala Ala Thr Met Gly Phe Gly Ala  
 225 230 235 240  
 Tyr Met Ser Lys Ala His Gly Ile Asp Pro Asn Ile Arg Thr Gly Val  
 245 250 255  
 Arg Thr Ile Thr Thr Gly Ser Pro Ile Thr Tyr Ser Thr Tyr Gly Lys  
 260 265 270  
 Phe Leu Ala Asp Gly Gly Cys Ser Gly Gly Ala Tyr Asp Ile Ile Ile  
 275 280 285  
 Cys Asp Glu Cys His Ser Thr Asp Ala Thr Ser Ile Leu Gly Ile Gly  
 290 295 300  
 Thr Val Leu Asp Gln Ala Glu Thr Ala Gly Ala Arg Leu Thr Val Leu  
 305 310 315 320  
 Ala Thr Ala Thr Pro Pro Gly Ser Val Thr Val Pro His Pro Asn Ile  
 325 330 335  
 Glu Glu Val Ala Leu Ser Thr Thr Gly Glu Ile Pro Phe Tyr Gly Lys  
 340 345 350  
 Ala Ile Pro Leu Glu Ala Ile Lys Gly Gly Arg His Leu Ile Phe Cys  
 355 360 365  
 His Ser Lys Lys Lys Cys Asp Glu Leu Ala Ala Lys Leu Val Ala Leu  
 370 375 380  
 Gly Val Asn Ala Val Ala Tyr Tyr Arg Gly Leu Asp Val Ser Val Ile  
 385 390 395 400  
 Pro Thr Ser Gly Asp Val Val Val Val Ala Thr Asp Ala Leu Met Thr  
 405 410 415  
 Gly Phe Thr Gly Asp Phe Asp Ser Val Ile Asp Cys Asn Thr Cys Val  
 420 425 430  
 Thr Gln Thr Val Asp Phe Ser Leu Asp Pro Thr Phe Thr Ile Glu Thr  
 435 440 445  
 Ile Thr Leu Pro Gln Asp Ala Val Ser Arg Thr Gln Arg Arg Gly Arg  
 450 455 460  
 Thr Gly Arg Gly Lys Pro Gly Ile Tyr Arg Phe Val Ala Pro Gly Glu

```

465           470           475           480
Arg Pro Ser Gly Mét Phe Asp Ser Ser Val Leu Cys Glu Cys Tyr Asp
                485                490                495
Ala Gly Cys Ala Trp Tyr Glu Leu Thr Pro Ala Glu Thr Thr Val Arg
                500                505                510
Leu Arg Ala Tyr Met Asn Thr Pro Gly Leu Pro Val Cys Gln Asp His
                515                520                525
Leu Glu Phe Trp Glu Gly Val Phe Thr Gly Leu Thr His Ile Asp Ala
                530                535                540
His Phe Leu Ser Gln Thr Lys Gln Ser Gly Glu Asn Leu Pro Tyr Leu
545                550                555                560
Val Ala Tyr Gln Ala Thr Val Cys Ala Arg Ala Gln Ala Pro Pro Pro
                565                570                575
Ser Trp Asp Gln Met Trp Lys Cys Leu Ile Arg Leu Lys Pro Thr Leu
                580                585                590
His Gly Pro Thr Pro Leu Leu Tyr Arg Leu Gly Ala Val Gln Asn Glu
                595                600                605
Val Thr Leu Thr His Pro Val Thr Lys Tyr Ile Met Thr Cys Met Ser
                610                615                620
Ala Asp Leu Glu Val Val Thr Ser Thr Trp Val Leu Val Gly Gly Val
625                630                635                640
Leu Ala Ala Leu Ala Ala Tyr Cys Leu Ser Thr Gly Cys Val Val Ile
                645                650                655
Val Gly Arg Ile Val Leu Ser Gly Lys Pro Ala Ile Ile Pro Asp Arg
                660                665                670
Glu Val Leu Tyr Arg Glu Phe Asp Glu Met Glu Glu Cys
                675                680                685

```

<210> 69

<211> 685

<212> PRT

<213> Artificial Sequence

<220>

<223> Mutant Hepatitis C virus NS3/4A peptide

<400> 69

```

Ala Pro Ile Thr Ala Tyr Ala Gln Gln Thr Arg Gly Leu Leu Gly Cys
1           5           10           15
Ile Ile Thr Ser Leu Thr Gly Arg Asp Lys Asn Gln Val Ala Gly Glu
                20                25                30
Val Gln Ile Val Ser Thr Ala Ala Gln Thr Phe Leu Ala Thr Cys Ile
                35                40                45
Asn Gly Val Cys Trp Thr Val Tyr His Gly Ala Gly Thr Arg Thr Ile
                50                55                60
Ala Ser Pro Lys Gly Pro Val Ile Gln Met Tyr Thr Asn Val Asp Gln
65                70                75                80
Asp Leu Val Gly Trp Pro Ala Pro Gln Gly Ala Arg Ser Leu Thr Pro
                85                90                95
Cys Thr Cys Gly Ser Ser Asp Leu Tyr Leu Val Thr Arg His Ala Asp
                100                105                110
Val Ile Pro Val Arg Arg Arg Gly Asp Gly Arg Gly Ser Leu Leu Ser
                115                120                125
Pro Arg Pro Ile Ser Tyr Leu Lys Gly Ser Ser Gly Gly Pro Leu Leu
                130                135                140
Cys Pro Ala Gly His Ala Val Gly Ile Phe Arg Ala Ala Val Cys Thr

```

145 150 155 160  
 Arg Gly Val Ala Lys Ala Val Asp Phe Ile Pro Val Glu Ser Leu Glu  
 165 170 175  
 Thr Thr Met Arg Ser Pro Val Phe Ser Asp Asn Ser Ser Pro Pro Ala  
 180 185 190  
 Val Pro Gln Ser Tyr Gln Val Ala His Leu His Ala Pro Thr Gly Ser  
 195 200 205  
 Gly Lys Ser Thr Lys Val Pro Ala Ala Tyr Ala Ala Gln Gly Tyr Lys  
 210 215 220  
 Val Leu Val Leu Asn Pro Ser Val Ala Ala Thr Met Gly Phe Gly Ala  
 225 230 235 240  
 Tyr Met Ser Lys Ala His Gly Ile Asp Pro Asn Ile Arg Thr Gly Val  
 245 250 255  
 Arg Thr Ile Thr Thr Gly Ser Pro Ile Thr Tyr Ser Thr Tyr Gly Lys  
 260 265 270  
 Phe Leu Ala Asp Gly Gly Cys Ser Gly Gly Ala Tyr Asp Ile Ile Ile  
 275 280 285  
 Cys Asp Glu Cys His Ser Thr Asp Ala Thr Ser Ile Leu Gly Ile Gly  
 290 295 300  
 Thr Val Leu Asp Gln Ala Glu Thr Ala Gly Ala Arg Leu Thr Val Leu  
 305 310 315 320  
 Ala Thr Ala Thr Pro Pro Gly Ser Val Thr Val Pro His Pro Asn Ile  
 325 330 335  
 Glu Glu Val Ala Leu Ser Thr Thr Gly Glu Ile Pro Phe Tyr Gly Lys  
 340 345 350  
 Ala Ile Pro Leu Glu Ala Ile Lys Gly Gly Arg His Leu Ile Phe Cys  
 355 360 365  
 His Ser Lys Lys Lys Cys Asp Glu Leu Ala Ala Lys Leu Val Ala Leu  
 370 375 380  
 Gly Val Asn Ala Val Ala Tyr Tyr Arg Gly Leu Asp Val Ser Val Ile  
 385 390 395 400  
 Pro Thr Ser Gly Asp Val Val Val Val Ala Thr Asp Ala Leu Met Thr  
 405 410 415  
 Gly Phe Thr Gly Asp Phe Asp Ser Val Ile Asp Cys Asn Thr Cys Val  
 420 425 430  
 Thr Gln Thr Val Asp Phe Ser Leu Asp Pro Thr Phe Thr Ile Glu Thr  
 435 440 445  
 Ile Thr Leu Pro Gln Asp Ala Val Ser Arg Thr Gln Arg Arg Gly Arg  
 450 455 460  
 Thr Gly Arg Gly Lys Pro Gly Ile Tyr Arg Phe Val Ala Pro Gly Glu  
 465 470 475 480  
 Arg Pro Ser Gly Met Phe Asp Ser Ser Val Leu Cys Glu Cys Tyr Asp  
 485 490 495  
 Ala Gly Cys Ala Trp Tyr Glu Leu Thr Pro Ala Glu Thr Thr Val Arg  
 500 505 510  
 Leu Arg Ala Tyr Met Asn Thr Pro Gly Leu Pro Val Cys Gln Asp His  
 515 520 525  
 Leu Glu Phe Trp Glu Gly Val Phe Thr Gly Leu Thr His Ile Asp Ala  
 530 535 540  
 His Phe Leu Ser Gln Thr Lys Gln Ser Gly Glu Asn Leu Pro Tyr Leu  
 545 550 555 560  
 Val Ala Tyr Gln Ala Thr Val Cys Ala Arg Ala Gln Ala Pro Pro Pro  
 565 570 575  
 Ser Trp Asp Gln Met Trp Lys Cys Leu Ile Arg Leu Lys Pro Thr Leu  
 580 585 590  
 His Gly Pro Thr Pro Leu Leu Tyr Arg Leu Gly Ala Val Gln Asn Glu  
 595 600 605

Val Thr Leu Thr His Pro Val Thr Lys Tyr Ile Met Thr Cys Met Ser  
 610 615 620  
 Ala Asp Leu Glu Val Val Thr Ser Thr Trp Val Leu Val Gly Gly Val  
 625 630 635 640  
 Leu Ala Ala Leu Ala Ala Tyr Cys Leu Ser Thr Gly Cys Val Val Ile  
 645 650 655  
 Val Gly Arg Ile Val Leu Ser Gly Lys Pro Ala Ile Ile Pro Asp Arg  
 660 665 670  
 Glu Val Leu Tyr Arg Glu Phe Asp Glu Met Glu Glu Cys  
 675 680 685

<210> 70  
 <211> 685  
 <212> PRT  
 <213> Artificial Sequence

<220>  
 <223> Mutant Hepatitis C virus NS3/4A peptide

<400> 70  
 Ala Pro Ile Thr Ala Tyr Ala Gln Gln Thr Arg Gly Leu Leu Gly Cys  
 1 5 10 15  
 Ile Ile Thr Ser Leu Thr Gly Arg Asp Lys Asn Gln Val Glu Ala Glu  
 20 25 30  
 Val Gln Ile Val Ser Thr Ala Ala Gln Thr Phe Leu Ala Thr Cys Ile  
 35 40 45  
 Asn Gly Val Cys Trp Thr Val Tyr His Gly Ala Gly Thr Arg Thr Ile  
 50 55 60  
 Ala Ser Pro Lys Gly Pro Val Ile Gln Met Tyr Thr Asn Val Asp Gln  
 65 70 75 80  
 Asp Leu Val Gly Trp Pro Ala Pro Gln Gly Ala Arg Ser Leu Thr Pro  
 85 90 95  
 Cys Thr Cys Gly Ser Ser Asp Leu Tyr Leu Val Thr Arg His Ala Asp  
 100 105 110  
 Val Ile Pro Val Arg Arg Arg Gly Asp Gly Arg Gly Ser Leu Leu Ser  
 115 120 125  
 Pro Arg Pro Ile Ser Tyr Leu Lys Gly Ser Ser Gly Gly Pro Leu Leu  
 130 135 140  
 Cys Pro Ala Gly His Ala Val Gly Ile Phe Arg Ala Ala Val Cys Thr  
 145 150 155 160  
 Arg Gly Val Ala Lys Ala Val Asp Phe Ile Pro Val Glu Ser Leu Glu  
 165 170 175  
 Thr Thr Met Arg Ser Pro Val Phe Ser Asp Asn Ser Ser Pro Pro Ala  
 180 185 190  
 Val Pro Gln Ser Tyr Gln Val Ala His Leu His Ala Pro Thr Gly Ser  
 195 200 205  
 Gly Lys Ser Thr Lys Val Pro Ala Ala Tyr Ala Ala Gln Gly Tyr Lys  
 210 215 220  
 Val Leu Val Leu Asn Pro Ser Val Ala Ala Thr Met Gly Phe Gly Ala  
 225 230 235 240  
 Tyr Met Ser Lys Ala His Gly Ile Asp Pro Asn Ile Arg Thr Gly Val  
 245 250 255  
 Arg Thr Ile Thr Thr Gly Ser Pro Ile Thr Tyr Ser Thr Tyr Gly Lys  
 260 265 270  
 Phe Leu Ala Asp Gly Gly Cys Ser Gly Gly Ala Tyr Asp Ile Ile Ile  
 275 280 285

Cys Asp Glu Cys His Ser Thr Asp Ala Thr Ser Ile Leu Gly Ile Gly  
 290 295 300  
 Thr Val Leu Asp Gln Ala Glu Thr Ala Gly Ala Arg Leu Thr Val Leu  
 305 310 315 320  
 Ala Thr Ala Thr Pro Pro Gly Ser Val Thr Val Pro His Pro Asn Ile  
 325 330 335  
 Glu Glu Val Ala Leu Ser Thr Thr Gly Glu Ile Pro Phe Tyr Gly Lys  
 340 345 350  
 Ala Ile Pro Leu Glu Ala Ile Lys Gly Gly Arg His Leu Ile Phe Cys  
 355 360 365  
 His Ser Lys Lys Lys Cys Asp Glu Leu Ala Ala Lys Leu Val Ala Leu  
 370 375 380  
 Gly Val Asn Ala Val Ala Tyr Tyr Arg Gly Leu Asp Val Ser Val Ile  
 385 390 395 400  
 Pro Thr Ser Gly Asp Val Val Val Val Ala Thr Asp Ala Leu Met Thr  
 405 410 415  
 Gly Phe Thr Gly Asp Phe Asp Ser Val Ile Asp Cys Asn Thr Cys Val  
 420 425 430  
 Thr Gln Thr Val Asp Phe Ser Leu Asp Pro Thr Phe Thr Ile Glu Thr  
 435 440 445  
 Ile Thr Leu Pro Gln Asp Ala Val Ser Arg Thr Gln Arg Arg Gly Arg  
 450 455 460  
 Thr Gly Arg Gly Lys Pro Gly Ile Tyr Arg Phe Val Ala Pro Gly Glu  
 465 470 475 480  
 Arg Pro Ser Gly Met Phe Asp Ser Ser Val Leu Cys Glu Cys Tyr Asp  
 485 490 495  
 Ala Gly Cys Ala Trp Tyr Glu Leu Thr Pro Ala Glu Thr Thr Val Arg  
 500 505 510  
 Leu Arg Ala Tyr Met Asn Thr Pro Gly Leu Pro Val Cys Gln Asp His  
 515 520 525  
 Leu Glu Phe Trp Glu Gly Val Phe Thr Gly Leu Thr His Ile Asp Ala  
 530 535 540  
 His Phe Leu Ser Gln Thr Lys Gln Ser Gly Glu Asn Leu Pro Tyr Leu  
 545 550 555 560  
 Val Ala Tyr Gln Ala Thr Val Cys Ala Arg Ala Gln Ala Pro Pro Pro  
 565 570 575  
 Ser Trp Asp Gln Met Trp Lys Cys Leu Ile Arg Leu Lys Pro Thr Leu  
 580 585 590  
 His Gly Pro Thr Pro Leu Leu Tyr Arg Leu Gly Ala Val Gln Asn Glu  
 595 600 605  
 Val Thr Leu Thr His Pro Val Thr Lys Tyr Ile Met Thr Cys Met Ser  
 610 615 620  
 Ala Asp Leu Glu Val Val Thr Ser Thr Trp Val Leu Val Gly Gly Val  
 625 630 635 640  
 Leu Ala Ala Leu Ala Ala Tyr Cys Leu Ser Thr Gly Cys Val Val Ile  
 645 650 655  
 Val Gly Arg Ile Val Leu Ser Gly Lys Pro Ala Ile Ile Pro Asp Arg  
 660 665 670  
 Glu Val Leu Tyr Arg Glu Phe Asp Glu Met Glu Glu Cys  
 675 680 685

<210> 71  
 <211> 685  
 <212> PRT  
 <213> Artificial Sequence

<220>

<223> Mutant Hepatitis C virus NS3/4A peptide

<400> 71

Ala Pro Ile Thr Ala Tyr Ala Gln Gln Thr Arg Gly Leu Leu Gly Cys  
 1 5 10 15  
 Ile Ile Thr Ser Leu Thr Gly Arg Asp Lys Asn Gln Val Glu Gly Ala  
 20 25 30  
 Val Gln Ile Val Ser Thr Ala Ala Gln Thr Phe Leu Ala Thr Cys Ile  
 35 40 45  
 Asn Gly Val Cys Trp Thr Val Tyr His Gly Ala Gly Thr Arg Thr Ile  
 50 55 60  
 Ala Ser Pro Lys Gly Pro Val Ile Gln Met Tyr Thr Asn Val Asp Gln  
 65 70 75 80  
 Asp Leu Val Gly Trp Pro Ala Pro Gln Gly Ala Arg Ser Leu Thr Pro  
 85 90 95  
 Cys Thr Cys Gly Ser Ser Asp Leu Tyr Leu Val Thr Arg His Ala Asp  
 100 105 110  
 Val Ile Pro Val Arg Arg Arg Gly Asp Gly Arg Gly Ser Leu Leu Ser  
 115 120 125  
 Pro Arg Pro Ile Ser Tyr Leu Lys Gly Ser Ser Gly Gly Pro Leu Leu  
 130 135 140  
 Cys Pro Ala Gly His Ala Val Gly Ile Phe Arg Ala Ala Val Cys Thr  
 145 150 155 160  
 Arg Gly Val Ala Lys Ala Val Asp Phe Ile Pro Val Glu Ser Leu Glu  
 165 170 175  
 Thr Thr Met Arg Ser Pro Val Phe Ser Asp Asn Ser Ser Pro Pro Ala  
 180 185 190  
 Val Pro Gln Ser Tyr Gln Val Ala His Leu His Ala Pro Thr Gly Ser  
 195 200 205  
 Gly Lys Ser Thr Lys Val Pro Ala Ala Tyr Ala Ala Gln Gly Tyr Lys  
 210 215 220  
 Val Leu Val Leu Asn Pro Ser Val Ala Ala Thr Met Gly Phe Gly Ala  
 225 230 235 240  
 Tyr Met Ser Lys Ala His Gly Ile Asp Pro Asn Ile Arg Thr Gly Val  
 245 250 255  
 Arg Thr Ile Thr Thr Gly Ser Pro Ile Thr Tyr Ser Thr Tyr Gly Lys  
 260 265 270  
 Phe Leu Ala Asp Gly Gly Cys Ser Gly Gly Ala Tyr Asp Ile Ile Ile  
 275 280 285  
 Cys Asp Glu Cys His Ser Thr Asp Ala Thr Ser Ile Leu Gly Ile Gly  
 290 295 300  
 Thr Val Leu Asp Gln Ala Glu Thr Ala Gly Ala Arg Leu Thr Val Leu  
 305 310 315 320  
 Ala Thr Ala Thr Pro Pro Gly Ser Val Thr Val Pro His Pro Asn Ile  
 325 330 335  
 Glu Glu Val Ala Leu Ser Thr Thr Gly Glu Ile Pro Phe Tyr Gly Lys  
 340 345 350  
 Ala Ile Pro Leu Glu Ala Ile Lys Gly Gly Arg His Leu Ile Phe Cys  
 355 360 365  
 His Ser Lys Lys Lys Cys Asp Glu Leu Ala Ala Lys Leu Val Ala Leu  
 370 375 380  
 Gly Val Asn Ala Val Ala Tyr Tyr Arg Gly Leu Asp Val Ser Val Ile  
 385 390 395 400  
 Pro Thr Ser Gly Asp Val Val Val Val Ala Thr Asp Ala Leu Met Thr  
 405 410 415  
 Gly Phe Thr Gly Asp Phe Asp Ser Val Ile Asp Cys Asn Thr Cys Val

```

                420                                425                                430
Thr Gln Thr Val Asp Phe Ser Leu Asp Pro Thr Phe Thr Ile Glu Thr
                435                                440                                445
Ile Thr Leu Pro Gln Asp Ala Val Ser Arg Thr Gln Arg Arg Gly Arg
                450                                455                                460
Thr Gly Arg Gly Lys Pro Gly Ile Tyr Arg Phe Val Ala Pro Gly Glu
465                                470                                475
Arg Pro Ser Gly Met Phe Asp Ser Ser Val Leu Cys Glu Cys Tyr Asp
                485                                490                                495
Ala Gly Cys Ala Trp Tyr Glu Leu Thr Pro Ala Glu Thr Thr Val Arg
                500                                505                                510
Leu Arg Ala Tyr Met Asn Thr Pro Gly Leu Pro Val Cys Gln Asp His
                515                                520                                525
Leu Glu Phe Trp Glu Gly Val Phe Thr Gly Leu Thr His Ile Asp Ala
                530                                535                                540
His Phe Leu Ser Gln Thr Lys Gln Ser Gly Glu Asn Leu Pro Tyr Leu
545                                550                                555
Val Ala Tyr Gln Ala Thr Val Cys Ala Arg Ala Gln Ala Pro Pro Pro
                565                                570                                575
Ser Trp Asp Gln Met Trp Lys Cys Leu Ile Arg Leu Lys Pro Thr Leu
                580                                585                                590
His Gly Pro Thr Pro Leu Leu Tyr Arg Leu Gly Ala Val Gln Asn Glu
                595                                600                                605
Val Thr Leu Thr His Pro Val Thr Lys Tyr Ile Met Thr Cys Met Ser
                610                                615                                620
Ala Asp Leu Glu Val Val Thr Ser Thr Trp Val Leu Val Gly Gly Val
625                                630                                635
Leu Ala Ala Leu Ala Ala Tyr Cys Leu Ser Thr Gly Cys Val Val Ile
                645                                650                                655
Val Gly Arg Ile Val Leu Ser Gly Lys Pro Ala Ile Ile Pro Asp Arg
                660                                665                                670
Glu Val Leu Tyr Arg Glu Phe Asp Glu Met Glu Glu Cys
                675                                680                                685

```

<210> 72  
 <211> 685  
 <212> PRT  
 <213> Artificial Sequence

<220>  
 <223> Mutant Hepatitis C virus NS3/4A peptide

```

<400> 72
Ala Pro Ile Thr Ala Tyr Ala Gln Gln Thr Arg Gly Leu Leu Gly Cys
 1                                5                                10                                15
Ile Ile Thr Ser Leu Thr Gly Arg Asp Lys Asn Gln Val Glu Gly Glu
                20                                25                                30
Ala Gln Ile Val Ser Thr Ala Ala Gln Thr Phe Leu Ala Thr Cys Ile
                35                                40                                45
Asn Gly Val Cys Trp Thr Val Tyr His Gly Ala Gly Thr Arg Thr Ile
                50                                55                                60
Ala Ser Pro Lys Gly Pro Val Ile Gln Met Tyr Thr Asn Val Asp Gln
65                                70                                75                                80
Asp Leu Val Gly Trp Pro Ala Pro Gln Gly Ala Arg Ser Leu Thr Pro
                85                                90                                95
Cys Thr Cys Gly Ser Ser Asp Leu Tyr Leu Val Thr Arg His Ala Asp

```



			100					105				110			
Val	Ile	Pro	Val	Arg	Arg	Arg	Gly	Asp	Gly	Arg	Gly	Ser	Leu	Leu	Ser
			115					120				125			
Pro	Arg	Pro	Ile	Ser	Tyr	Leu	Lys	Gly	Ser	Ser	Gly	Gly	Pro	Leu	Leu
			130					135				140			
Cys	Pro	Ala	Gly	His	Ala	Val	Gly	Ile	Phe	Arg	Ala	Ala	Val	Cys	Thr
145					150					155					160
Arg	Gly	Val	Ala	Lys	Ala	Val	Asp	Phe	Ile	Pro	Val	Glu	Ser	Leu	Glu
				165						170					175
Thr	Thr	Met	Arg	Ser	Pro	Val	Phe	Ser	Asp	Asn	Ser	Ser	Pro	Pro	Ala
			180						185						190
Val	Pro	Gln	Ser	Tyr	Gln	Val	Ala	His	Leu	His	Ala	Pro	Thr	Gly	Ser
			195					200				205			
Gly	Lys	Ser	Thr	Lys	Val	Pro	Ala	Ala	Tyr	Ala	Ala	Gln	Gly	Tyr	Lys
			210				215				220				
Val	Leu	Val	Leu	Asn	Pro	Ser	Val	Ala	Ala	Thr	Met	Gly	Phe	Gly	Ala
225					230					235					240
Tyr	Met	Ser	Lys	Ala	His	Gly	Ile	Asp	Pro	Asn	Ile	Arg	Thr	Gly	Val
				245					250					255	
Arg	Thr	Ile	Thr	Thr	Gly	Ser	Pro	Ile	Thr	Tyr	Ser	Thr	Tyr	Gly	Lys
			260					265						270	
Phe	Leu	Ala	Asp	Gly	Gly	Cys	Ser	Gly	Gly	Ala	Tyr	Asp	Ile	Ile	Ile
			275					280				285			
Cys	Asp	Glu	Cys	His	Ser	Thr	Asp	Ala	Thr	Ser	Ile	Leu	Gly	Ile	Gly
			290				295				300				
Thr	Val	Leu	Asp	Gln	Ala	Glu	Thr	Ala	Gly	Ala	Arg	Leu	Thr	Val	Leu
305					310						315				320
Ala	Thr	Ala	Thr	Pro	Pro	Gly	Ser	Val	Thr	Val	Pro	His	Pro	Asn	Ile
				325					330						335
Glu	Glu	Val	Ala	Leu	Ser	Thr	Thr	Gly	Glu	Ile	Pro	Phe	Tyr	Gly	Lys
			340					345					350		
Ala	Ile	Pro	Leu	Glu	Ala	Ile	Lys	Gly	Gly	Arg	His	Leu	Ile	Phe	Cys
			355				360					365			
His	Ser	Lys	Lys	Lys	Cys	Asp	Glu	Leu	Ala	Ala	Lys	Leu	Val	Ala	Leu
						375					380				
Gly	Val	Asn	Ala	Val	Ala	Tyr	Tyr	Arg	Gly	Leu	Asp	Val	Ser	Val	Ile
385					390					395					400
Pro	Thr	Ser	Gly	Asp	Val	Val	Val	Val	Ala	Thr	Asp	Ala	Leu	Met	Thr
				405					410						415
Gly	Phe	Thr	Gly	Asp	Phe	Asp	Ser	Val	Ile	Asp	Cys	Asn	Thr	Cys	Val
			420						425						430
Thr	Gln	Thr	Val	Asp	Phe	Ser	Leu	Asp	Pro	Thr	Phe	Thr	Ile	Glu	Thr
			435					440							445
Ile	Thr	Leu	Pro	Gln	Asp	Ala	Val	Ser	Arg	Thr	Gln	Arg	Arg	Gly	Arg
			450			455					460				
Thr	Gly	Arg	Gly	Lys	Pro	Gly	Ile	Tyr	Arg	Phe	Val	Ala	Pro	Gly	Glu
465					470					475					480
Arg	Pro	Ser	Gly	Met	Phe	Asp	Ser	Ser	Val	Leu	Cys	Glu	Cys	Tyr	Asp
				485					490					495	
Ala	Gly	Cys	Ala	Trp	Tyr	Glu	Leu	Thr	Pro	Ala	Glu	Thr	Thr	Val	Arg
			500					505						510	
Leu	Arg	Ala	Tyr	Met	Asn	Thr	Pro	Gly	Leu	Pro	Val	Cys	Gln	Asp	His
			515				520					525			
Leu	Glu	Phe	Trp	Glu	Gly	Val	Phe	Thr	Gly	Leu	Thr	His	Ile	Asp	Ala
			530			535					540				
His	Phe	Leu	Ser	Gln	Thr	Lys	Gln	Ser	Gly	Glu	Asn	Leu	Pro	Tyr	Leu
545					550					555					560

Val Ala Tyr Gln Ala Thr Val Cys Ala Arg Ala Gln Ala Pro Pro Pro  
 565 570 575  
 Ser Trp Asp Gln Met Trp Lys Cys Leu Ile Arg Leu Lys Pro Thr Leu  
 580 585 590  
 His Gly Pro Thr Pro Leu Leu Tyr Arg Leu Gly Ala Val Gln Asn Glu  
 595 600 605  
 Val Thr Leu Thr His Pro Val Thr Lys Tyr Ile Met Thr Cys Met Ser  
 610 615 620  
 Ala Asp Leu Glu Val Val Thr Ser Thr Trp Val Leu Val Gly Gly Val  
 625 630 635 640  
 Leu Ala Ala Leu Ala Ala Tyr Cys Leu Ser Thr Gly Cys Val Val Ile  
 645 650 655  
 Val Gly Arg Ile Val Leu Ser Gly Lys Pro Ala Ile Ile Pro Asp Arg  
 660 665 670  
 Glu Val Leu Tyr Arg Glu Phe Asp Glu Met Glu Glu Cys  
 675 680 685

<210> 73  
 <211> 685  
 <212> PRT  
 <213> Artificial Sequence

<220>  
 <223> Mutant Hepatitis C virus NS3/4A peptide

<400> 73  
 Ala Pro Ile Thr Ala Tyr Ala Gln Gln Thr Arg Gly Leu Leu Gly Cys  
 1 5 10 15  
 Ile Ile Thr Ser Leu Thr Gly Arg Asp Lys Asn Gln Val Glu Gly Glu  
 20 25 30  
 Val Ala Ile Val Ser Thr Ala Ala Gln Thr Phe Leu Ala Thr Cys Ile  
 35 40 45  
 Asn Gly Val Cys Trp Thr Val Tyr His Gly Ala Gly Thr Arg Thr Ile  
 50 55 60  
 Ala Ser Pro Lys Gly Pro Val Ile Gln Met Tyr Thr Asn Val Asp Gln  
 65 70 75 80  
 Asp Leu Val Gly Trp Pro Ala Pro Gln Gly Ala Arg Ser Leu Thr Pro  
 85 90 95  
 Cys Thr Cys Gly Ser Ser Asp Leu Tyr Leu Val Thr Arg His Ala Asp  
 100 105 110  
 Val Ile Pro Val Arg Arg Arg Gly Asp Gly Arg Gly Ser Leu Leu Ser  
 115 120 125  
 Pro Arg Pro Ile Ser Tyr Leu Lys Gly Ser Ser Gly Gly Pro Leu Leu  
 130 135 140  
 Cys Pro Ala Gly His Ala Val Gly Ile Phe Arg Ala Ala Val Cys Thr  
 145 150 155 160  
 Arg Gly Val Ala Lys Ala Val Asp Phe Ile Pro Val Glu Ser Leu Glu  
 165 170 175  
 Thr Thr Met Arg Ser Pro Val Phe Ser Asp Asn Ser Ser Pro Pro Ala  
 180 185 190  
 Val Pro Gln Ser Tyr Gln Val Ala His Leu His Ala Pro Thr Gly Ser  
 195 200 205  
 Gly Lys Ser Thr Lys Val Pro Ala Ala Tyr Ala Ala Gln Gly Tyr Lys  
 210 215 220  
 Val Leu Val Leu Asn Pro Ser Val Ala Ala Thr Met Gly Phe Gly Ala  
 225 230 235 240

Tyr Met Ser Lys Ala His Gly Ile Asp Pro Asn Ile Arg Thr Gly Val  
 245 250 255  
 Arg Thr Ile Thr Thr Gly Ser Pro Ile Thr Tyr Ser Thr Tyr Gly Lys  
 260 265 270  
 Phe Leu Ala Asp Gly Gly Cys Ser Gly Gly Ala Tyr Asp Ile Ile Ile  
 275 280 285  
 Cys Asp Glu Cys His Ser Thr Asp Ala Thr Ser Ile Leu Gly Ile Gly  
 290 295 300  
 Thr Val Leu Asp Gln Ala Glu Thr Ala Gly Ala Arg Leu Thr Val Leu  
 305 310 315 320  
 Ala Thr Ala Thr Pro Pro Gly Ser Val Thr Val Pro His Pro Asn Ile  
 325 330 335  
 Glu Glu Val Ala Leu Ser Thr Thr Gly Glu Ile Pro Phe Tyr Gly Lys  
 340 345 350  
 Ala Ile Pro Leu Glu Ala Ile Lys Gly Gly Arg His Leu Ile Phe Cys  
 355 360 365  
 His Ser Lys Lys Lys Cys Asp Glu Leu Ala Ala Lys Leu Val Ala Leu  
 370 375 380  
 Gly Val Asn Ala Val Ala Tyr Tyr Arg Gly Leu Asp Val Ser Val Ile  
 385 390 395 400  
 Pro Thr Ser Gly Asp Val Val Val Val Ala Thr Asp Ala Leu Met Thr  
 405 410 415  
 Gly Phe Thr Gly Asp Phe Asp Ser Val Ile Asp Cys Asn Thr Cys Val  
 420 425 430  
 Thr Gln Thr Val Asp Phe Ser Leu Asp Pro Thr Phe Thr Ile Glu Thr  
 435 440 445  
 Ile Thr Leu Pro Gln Asp Ala Val Ser Arg Thr Gln Arg Arg Gly Arg  
 450 455 460  
 Thr Gly Arg Gly Lys Pro Gly Ile Tyr Arg Phe Val Ala Pro Gly Glu  
 465 470 475 480  
 Arg Pro Ser Gly Met Phe Asp Ser Ser Val Leu Cys Glu Cys Tyr Asp  
 485 490 495  
 Ala Gly Cys Ala Trp Tyr Glu Leu Thr Pro Ala Glu Thr Thr Val Arg  
 500 505 510  
 Leu Arg Ala Tyr Met Asn Thr Pro Gly Leu Pro Val Cys Gln Asp His  
 515 520 525  
 Leu Glu Phe Trp Glu Gly Val Phe Thr Gly Leu Thr His Ile Asp Ala  
 530 535 540  
 His Phe Leu Ser Gln Thr Lys Gln Ser Gly Glu Asn Leu Pro Tyr Leu  
 545 550 555 560  
 Val Ala Tyr Gln Ala Thr Val Cys Ala Arg Ala Gln Ala Pro Pro Pro  
 565 570 575  
 Ser Trp Asp Gln Met Trp Lys Cys Leu Ile Arg Leu Lys Pro Thr Leu  
 580 585 590  
 His Gly Pro Thr Pro Leu Leu Tyr Arg Leu Gly Ala Val Gln Asn Glu  
 595 600 605  
 Val Thr Leu Thr His Pro Val Thr Lys Tyr Ile Met Thr Cys Met Ser  
 610 615 620  
 Ala Asp Leu Glu Val Val Thr Ser Thr Trp Val Leu Val Gly Gly Val  
 625 630 635 640  
 Leu Ala Ala Leu Ala Ala Tyr Cys Leu Ser Thr Gly Cys Val Val Ile  
 645 650 655  
 Val Gly Arg Ile Val Leu Ser Gly Lys Pro Ala Ile Ile Pro Asp Arg  
 660 665 670  
 Glu Val Leu Tyr Arg Glu Phe Asp Glu Met Glu Glu Cys  
 675 680 685

<210> 74  
 <211> 685  
 <212> PRT  
 <213> Artificial Sequence

<220>  
 <223> Mutant Hepatitis C virus NS3/4A peptide

<400> 74  
 Ala Pro Ile Thr Ala Tyr Ala Gln Gln Thr Arg Gly Leu Leu Gly Cys  
 1 5 10 15  
 Ile Ile Thr Ser Leu Thr Gly Arg Asp Lys Asn Gln Val Glu Gly Glu  
 20 25 30  
 Val Gln Ala Val Ser Thr Ala Ala Gln Thr Phe Leu Ala Thr Cys Ile  
 35 40 45  
 Asn Gly Val Cys Trp Thr Val Tyr His Gly Ala Gly Thr Arg Thr Ile  
 50 55 60  
 Ala Ser Pro Lys Gly Pro Val Ile Gln Met Tyr Thr Asn Val Asp Gln  
 65 70 75 80  
 Asp Leu Val Gly Trp Pro Ala Pro Gln Gly Ala Arg Ser Leu Thr Pro  
 85 90 95  
 Cys Thr Cys Gly Ser Ser Asp Leu Tyr Leu Val Thr Arg His Ala Asp  
 100 105 110  
 Val Ile Pro Val Arg Arg Arg Gly Asp Gly Arg Gly Ser Leu Leu Ser  
 115 120 125  
 Pro Arg Pro Ile Ser Tyr Leu Lys Gly Ser Ser Gly Gly Pro Leu Leu  
 130 135 140  
 Cys Pro Ala Gly His Ala Val Gly Ile Phe Arg Ala Ala Val Cys Thr  
 145 150 155 160  
 Arg Gly Val Ala Lys Ala Val Asp Phe Ile Pro Val Glu Ser Leu Glu  
 165 170 175  
 Thr Thr Met Arg Ser Pro Val Phe Ser Asp Asn Ser Ser Pro Pro Ala  
 180 185 190  
 Val Pro Gln Ser Tyr Gln Val Ala His Leu His Ala Pro Thr Gly Ser  
 195 200 205  
 Gly Lys Ser Thr Lys Val Pro Ala Ala Tyr Ala Ala Gln Gly Tyr Lys  
 210 215 220  
 Val Leu Val Leu Asn Pro Ser Val Ala Ala Thr Met Gly Phe Gly Ala  
 225 230 235 240  
 Tyr Met Ser Lys Ala His Gly Ile Asp Pro Asn Ile Arg Thr Gly Val  
 245 250 255  
 Arg Thr Ile Thr Thr Gly Ser Pro Ile Thr Tyr Ser Thr Tyr Gly Lys  
 260 265 270  
 Phe Leu Ala Asp Gly Gly Cys Ser Gly Gly Ala Tyr Asp Ile Ile Ile  
 275 280 285  
 Cys Asp Glu Cys His Ser Thr Asp Ala Thr Ser Ile Leu Gly Ile Gly  
 290 295 300  
 Thr Val Leu Asp Gln Ala Glu Thr Ala Gly Ala Arg Leu Thr Val Leu  
 305 310 315 320  
 Ala Thr Ala Thr Pro Pro Gly Ser Val Thr Val Pro His Pro Asn Ile  
 325 330 335  
 Glu Glu Val Ala Leu Ser Thr Thr Gly Glu Ile Pro Phe Tyr Gly Lys  
 340 345 350  
 Ala Ile Pro Leu Glu Ala Ile Lys Gly Gly Arg His Leu Ile Phe Cys  
 355 360 365  
 His Ser Lys Lys Lys Cys Asp Glu Leu Ala Ala Lys Leu Val Ala Leu

370  
 Gly Val Asn Ala Val Ala Tyr Tyr Arg Gly Leu Asp Val Ser Val Ile  
 385 390 395 400  
 Pro Thr Ser Gly Asp Val Val Val Val Ala Thr Asp Ala Leu Met Thr  
 405 410 415  
 Gly Phe Thr Gly Asp Phe Asp Ser Val Ile Asp Cys Asn Thr Cys Val  
 420 425 430  
 Thr Gln Thr Val Asp Phe Ser Leu Asp Pro Thr Phe Thr Ile Glu Thr  
 435 440 445  
 Ile Thr Leu Pro Gln Asp Ala Val Ser Arg Thr Gln Arg Arg Gly Arg  
 450 455 460  
 Thr Gly Arg Gly Lys Pro Gly Ile Tyr Arg Phe Val Ala Pro Gly Glu  
 465 470 475 480  
 Arg Pro Ser Gly Met Phe Asp Ser Ser Val Leu Cys Glu Cys Tyr Asp  
 485 490 495  
 Ala Gly Cys Ala Trp Tyr Glu Leu Thr Pro Ala Glu Thr Thr Val Arg  
 500 505 510  
 Leu Arg Ala Tyr Met Asn Thr Pro Gly Leu Pro Val Cys Gln Asp His  
 515 520 525  
 Leu Glu Phe Trp Glu Gly Val Phe Thr Gly Leu Thr His Ile Asp Ala  
 530 535 540  
 His Phe Leu Ser Gln Thr Lys Gln Ser Gly Glu Asn Leu Pro Tyr Leu  
 545 550 555 560  
 Val Ala Tyr Gln Ala Thr Val Cys Ala Arg Ala Gln Ala Pro Pro Pro  
 565 570 575  
 Ser Trp Asp Gln Met Trp Lys Cys Leu Ile Arg Leu Lys Pro Thr Leu  
 580 585 590  
 His Gly Pro Thr Pro Leu Leu Tyr Arg Leu Gly Ala Val Gln Asn Glu  
 595 600 605  
 Val Thr Leu Thr His Pro Val Thr Lys Tyr Ile Met Thr Cys Met Ser  
 610 615 620  
 Ala Asp Leu Glu Val Val Thr Ser Thr Trp Val Leu Val Gly Gly Val  
 625 630 635 640  
 Leu Ala Ala Leu Ala Ala Tyr Cys Leu Ser Thr Gly Cys Val Val Ile  
 645 650 655  
 Val Gly Arg Ile Val Leu Ser Gly Lys Pro Ala Ile Ile Pro Asp Arg  
 660 665 670  
 Glu Val Leu Tyr Arg Glu Phe Asp Glu Met Glu Glu Cys  
 675 680 685

<210> 75  
 <211> 685  
 <212> PRT  
 <213> Artificial Sequence

<220>  
 <223> Mutant Hepatitis C virus NS3/4A peptide

<400> 75  
 Ala Pro Ile Thr Ala Tyr Ala Gln Gln Thr Arg Gly Leu Leu Gly Cys  
 1 5 10 15  
 Ile Ile Thr Ser Leu Thr Gly Arg Asp Lys Asn Gln Val Glu Gly Glu  
 20 25 30  
 Val Gln Ile Ala Ser Thr Ala Ala Gln Thr Phe Leu Ala Thr Cys Ile  
 35 40 45  
 Asn Gly Val Cys Trp Thr Val Tyr His Gly Ala Gly Thr Arg Thr Ile

	50										55					60					
Ala	Ser	Pro	Lys	Gly	Pro	Val	Ile	Gln	Met	Tyr	Thr	Asn	Val	Asp	Gln						
65															80						
Asp	Leu	Val	Gly	Trp	Pro	Ala	Pro	Gln	Gly	Ala	Arg	Ser	Leu	Thr	Pro						
				85					90						95						
Cys	Thr	Cys	Gly	Ser	Ser	Asp	Leu	Tyr	Leu	Val	Thr	Arg	His	Ala	Asp						
			100					105					110								
Val	Ile	Pro	Val	Arg	Arg	Arg	Gly	Asp	Gly	Arg	Gly	Ser	Leu	Leu	Ser						
			115				120					125									
Pro	Arg	Pro	Ile	Ser	Tyr	Leu	Lys	Gly	Ser	Ser	Gly	Gly	Pro	Leu	Leu						
			130			135						140									
Cys	Pro	Ala	Gly	His	Ala	Val	Gly	Ile	Phe	Arg	Ala	Ala	Val	Cys	Thr						
145					150				155					160							
Arg	Gly	Val	Ala	Lys	Ala	Val	Asp	Phe	Ile	Pro	Val	Glu	Ser	Leu	Glu						
				165					170					175							
Thr	Thr	Met	Arg	Ser	Pro	Val	Phe	Ser	Asp	Asn	Ser	Ser	Pro	Pro	Ala						
			180					185					190								
Val	Pro	Gln	Ser	Tyr	Gln	Val	Ala	His	Leu	His	Ala	Pro	Thr	Gly	Ser						
			195				200					205									
Gly	Lys	Ser	Thr	Lys	Val	Pro	Ala	Ala	Tyr	Ala	Ala	Gln	Gly	Tyr	Lys						
			210			215						220									
Val	Leu	Val	Leu	Asn	Pro	Ser	Val	Ala	Ala	Thr	Met	Gly	Phe	Gly	Ala						
225					230						235				240						
Tyr	Met	Ser	Lys	Ala	His	Gly	Ile	Asp	Pro	Asn	Ile	Arg	Thr	Gly	Val						
			245					250					255								
Arg	Thr	Ile	Thr	Thr	Gly	Ser	Pro	Ile	Thr	Tyr	Ser	Thr	Tyr	Gly	Lys						
			260					265					270								
Phe	Leu	Ala	Asp	Gly	Gly	Cys	Ser	Gly	Gly	Ala	Tyr	Asp	Ile	Ile	Ile						
			275				280					285									
Cys	Asp	Glu	Cys	His	Ser	Thr	Asp	Ala	Thr	Ser	Ile	Leu	Gly	Ile	Gly						
			290			295					300										
Thr	Val	Leu	Asp	Gln	Ala	Glu	Thr	Ala	Gly	Ala	Arg	Leu	Thr	Val	Leu						
305					310					315					320						
Ala	Thr	Ala	Thr	Pro	Pro	Gly	Ser	Val	Thr	Val	Pro	His	Pro	Asn	Ile						
			325						330					335							
Glu	Glu	Val	Ala	Leu	Ser	Thr	Thr	Gly	Glu	Ile	Pro	Phe	Tyr	Gly	Lys						
			340					345					350								
Ala	Ile	Pro	Leu	Glu	Ala	Ile	Lys	Gly	Gly	Arg	His	Leu	Ile	Phe	Cys						
			355				360					365									
His	Ser	Lys	Lys	Lys	Cys	Asp	Glu	Leu	Ala	Ala	Lys	Leu	Val	Ala	Leu						
			370			375					380										
Gly	Val	Asn	Ala	Val	Ala	Tyr	Tyr	Arg	Gly	Leu	Asp	Val	Ser	Val	Ile						
385					390					395					400						
Pro	Thr	Ser	Gly	Asp	Val	Val	Val	Val	Ala	Thr	Asp	Ala	Leu	Met	Thr						
			405						410					415							
Gly	Phe	Thr	Gly	Asp	Phe	Asp	Ser	Val	Ile	Asp	Cys	Asn	Thr	Cys	Val						
			420					425					430								
Thr	Gln	Thr	Val	Asp	Phe	Ser	Leu	Asp	Pro	Thr	Phe	Thr	Ile	Glu	Thr						
			435				440					445									
Ile	Thr	Leu	Pro	Gln	Asp	Ala	Val	Ser	Arg	Thr	Gln	Arg	Arg	Gly	Arg						
			450			455					460										
Thr	Gly	Arg	Gly	Lys	Pro	Gly	Ile	Tyr	Arg	Phe	Val	Ala	Pro	Gly	Glu						
465					470					475				480							
Arg	Pro	Ser	Gly	Met	Phe	Asp	Ser	Ser	Val	Leu	Cys	Glu	Cys	Tyr	Asp						
			485						490					495							
Ala	Gly	Cys	Ala	Trp	Tyr	Glu	Leu	Thr	Pro	Ala	Glu	Thr	Thr	Val	Arg						
			500					505					510								

Leu Arg Ala Tyr Met Asn Thr Pro Gly Leu Pro Val Cys Gln Asp His  
 515 520 525  
 Leu Glu Phe Trp Glu Gly Val Phe Thr Gly Leu Thr His Ile Asp Ala  
 530 535 540  
 His Phe Leu Ser Gln Thr Lys Gln Ser Gly Glu Asn Leu Pro Tyr Leu  
 545 550 555 560  
 Val Ala Tyr Gln Ala Thr Val Cys Ala Arg Ala Gln Ala Pro Pro Pro  
 565 570 575  
 Ser Trp Asp Gln Met Trp Lys Cys Leu Ile Arg Leu Lys Pro Thr Leu  
 580 585 590  
 His Gly Pro Thr Pro Leu Leu Tyr Arg Leu Gly Ala Val Gln Asn Glu  
 595 600 605  
 Val Thr Leu Thr His Pro Val Thr Lys Tyr Ile Met Thr Cys Met Ser  
 610 615 620  
 Ala Asp Leu Glu Val Val Thr Ser Thr Trp Val Leu Val Gly Gly Val  
 625 630 635 640  
 Leu Ala Ala Leu Ala Ala Tyr Cys Leu Ser Thr Gly Cys Val Val Ile  
 645 650 655  
 Val Gly Arg Ile Val Leu Ser Gly Lys Pro Ala Ile Ile Pro Asp Arg  
 660 665 670  
 Glu Val Leu Tyr Arg Glu Phe Asp Glu Met Glu Glu Cys  
 675 680 685

<210> 76

<211> 685

<212> PRT

<213> Artificial Sequence

<220>

<223> Mutant Hepatitis C virus NS3/4A peptide

<400> 76

Ala Pro Ile Thr Ala Tyr Ala Gln Gln Thr Arg Gly Leu Leu Gly Cys  
 1 5 10 15  
 Ile Ile Thr Ser Leu Thr Gly Arg Asp Lys Asn Gln Val Glu Gly Glu  
 20 25 30  
 Val Gln Ile Val Ala Thr Ala Ala Gln Thr Phe Leu Ala Thr Cys Ile  
 35 40 45  
 Asn Gly Val Cys Trp Thr Val Tyr His Gly Ala Gly Thr Arg Thr Ile  
 50 55 60  
 Ala Ser Pro Lys Gly Pro Val Ile Gln Met Tyr Thr Asn Val Asp Gln  
 65 70 75 80  
 Asp Leu Val Gly Trp Pro Ala Pro Gln Gly Ala Arg Ser Leu Thr Pro  
 85 90 95  
 Cys Thr Cys Gly Ser Ser Asp Leu Tyr Leu Val Thr Arg His Ala Asp  
 100 105 110  
 Val Ile Pro Val Arg Arg Arg Gly Asp Gly Arg Gly Ser Leu Leu Ser  
 115 120 125  
 Pro Arg Pro Ile Ser Tyr Leu Lys Gly Ser Ser Gly Gly Pro Leu Leu  
 130 135 140  
 Cys Pro Ala Gly His Ala Val Gly Ile Phe Arg Ala Ala Val Cys Thr  
 145 150 155 160  
 Arg Gly Val Ala Lys Ala Val Asp Phe Ile Pro Val Glu Ser Leu Glu  
 165 170 175  
 Thr Thr Met Arg Ser Pro Val Phe Ser Asp Asn Ser Ser Pro Pro Ala  
 180 185 190

Val Pro Gln Ser Tyr Gln Val Ala His Leu His Ala Pro Thr Gly Ser  
 195 200 205  
 Gly Lys Ser Thr Lys Val Pro Ala Ala Tyr Ala Ala Gln Gly Tyr Lys  
 210 215 220  
 Val Leu Val Leu Asn Pro Ser Val Ala Ala Thr Met Gly Phe Gly Ala  
 225 230 235 240  
 Tyr Met Ser Lys Ala His Gly Ile Asp Pro Asn Ile Arg Thr Gly Val  
 245 250 255  
 Arg Thr Ile Thr Thr Gly Ser Pro Ile Thr Tyr Ser Thr Tyr Gly Lys  
 260 265 270  
 Phe Leu Ala Asp Gly Gly Cys Ser Gly Gly Ala Tyr Asp Ile Ile Ile  
 275 280 285  
 Cys Asp Glu Cys His Ser Thr Asp Ala Thr Ser Ile Leu Gly Ile Gly  
 290 295 300  
 Thr Val Leu Asp Gln Ala Glu Thr Ala Gly Ala Arg Leu Thr Val Leu  
 305 310 315 320  
 Ala Thr Ala Thr Pro Pro Gly Ser Val Thr Val Pro His Pro Asn Ile  
 325 330 335  
 Glu Glu Val Ala Leu Ser Thr Thr Gly Glu Ile Pro Phe Tyr Gly Lys  
 340 345 350  
 Ala Ile Pro Leu Glu Ala Ile Lys Gly Gly Arg His Leu Ile Phe Cys  
 355 360 365  
 His Ser Lys Lys Lys Cys Asp Glu Leu Ala Ala Lys Leu Val Ala Leu  
 370 375 380  
 Gly Val Asn Ala Val Ala Tyr Tyr Arg Gly Leu Asp Val Ser Val Ile  
 385 390 395 400  
 Pro Thr Ser Gly Asp Val Val Val Val Ala Thr Asp Ala Leu Met Thr  
 405 410 415  
 Gly Phe Thr Gly Asp Phe Asp Ser Val Ile Asp Cys Asn Thr Cys Val  
 420 425 430  
 Thr Gln Thr Val Asp Phe Ser Leu Asp Pro Thr Phe Thr Ile Glu Thr  
 435 440 445  
 Ile Thr Leu Pro Gln Asp Ala Val Ser Arg Thr Gln Arg Arg Gly Arg  
 450 455 460  
 Thr Gly Arg Gly Lys Pro Gly Ile Tyr Arg Phe Val Ala Pro Gly Glu  
 465 470 475 480  
 Arg Pro Ser Gly Met Phe Asp Ser Ser Val Leu Cys Glu Cys Tyr Asp  
 485 490 495  
 Ala Gly Cys Ala Trp Tyr Glu Leu Thr Pro Ala Glu Thr Thr Val Arg  
 500 505 510  
 Leu Arg Ala Tyr Met Asn Thr Pro Gly Leu Pro Val Cys Gln Asp His  
 515 520 525  
 Leu Glu Phe Trp Glu Gly Val Phe Thr Gly Leu Thr His Ile Asp Ala  
 530 535 540  
 His Phe Leu Ser Gln Thr Lys Gln Ser Gly Glu Asn Leu Pro Tyr Leu  
 545 550 555 560  
 Val Ala Tyr Gln Ala Thr Val Cys Ala Arg Ala Gln Ala Pro Pro Pro  
 565 570 575  
 Ser Trp Asp Gln Met Trp Lys Cys Leu Ile Arg Leu Lys Pro Thr Leu  
 580 585 590  
 His Gly Pro Thr Pro Leu Leu Tyr Arg Leu Gly Ala Val Gln Asn Glu  
 595 600 605  
 Val Thr Leu Thr His Pro Val Thr Lys Tyr Ile Met Thr Cys Met Ser  
 610 615 620  
 Ala Asp Leu Glu Val Val Thr Ser Thr Trp Val Leu Val Gly Gly Val  
 625 630 635 640  
 Leu Ala Ala Leu Ala Ala Tyr Cys Leu Ser Thr Gly Cys Val Val Ile



				645						650						655
Val	Gly	Arg	Ile	Val	Leu	Ser	Gly	Lys	Pro	Ala	Ile	Ile	Pro	Asp	Arg	
			660					665					670			
Glu	Val	Leu	Tyr	Arg	Glu	Phe	Asp	Glu	Met	Glu	Glu	Cys				
		675					680					685				

<210> 77  
 <211> 685  
 <212> PRT  
 <213> Artificial Sequence

<220>  
 <223> Mutant Hepatitis C virus NS3/4A peptide

<400> 77  
 Ala Pro Ile Thr Ala Tyr Ala Gln Gln Thr Arg Gly Leu Leu Gly Cys  
 1 5 10 15  
 Ile Ile Thr Ser Leu Thr Gly Arg Asp Lys Asn Gln Val Glu Gly Glu  
 20 25 30  
 Val Gln Ile Val Ser Ala Ala Ala Gln Thr Phe Leu Ala Thr Cys Ile  
 35 40 45  
 Asn Gly Val Cys Trp Thr Val Tyr His Gly Ala Gly Thr Arg Thr Ile  
 50 55 60  
 Ala Ser Pro Lys Gly Pro Val Ile Gln Met Tyr Thr Asn Val Asp Gln  
 65 70 75 80  
 Asp Leu Val Gly Trp Pro Ala Pro Gln Gly Ala Arg Ser Leu Thr Pro  
 85 90 95  
 Cys Thr Cys Gly Ser Ser Asp Leu Tyr Leu Val Thr Arg His Ala Asp  
 100 105 110  
 Val Ile Pro Val Arg Arg Arg Gly Asp Gly Arg Gly Ser Leu Leu Ser  
 115 120 125  
 Pro Arg Pro Ile Ser Tyr Leu Lys Gly Ser Ser Gly Gly Pro Leu Leu  
 130 135 140  
 Cys Pro Ala Gly His Ala Val Gly Ile Phe Arg Ala Ala Val Cys Thr  
 145 150 155 160  
 Arg Gly Val Ala Lys Ala Val Asp Phe Ile Pro Val Glu Ser Leu Glu  
 165 170 175  
 Thr Thr Met Arg Ser Pro Val Phe Ser Asp Asn Ser Ser Pro Pro Ala  
 180 185 190  
 Val Pro Gln Ser Tyr Gln Val Ala His Leu His Ala Pro Thr Gly Ser  
 195 200 205  
 Gly Lys Ser Thr Lys Val Pro Ala Ala Tyr Ala Ala Gln Gly Tyr Lys  
 210 215 220  
 Val Leu Val Leu Asn Pro Ser Val Ala Ala Thr Met Gly Phe Gly Ala  
 225 230 235 240  
 Tyr Met Ser Lys Ala His Gly Ile Asp Pro Asn Ile Arg Thr Gly Val  
 245 250 255  
 Arg Thr Ile Thr Thr Gly Ser Pro Ile Thr Tyr Ser Thr Tyr Gly Lys  
 260 265 270  
 Phe Leu Ala Asp Gly Gly Cys Ser Gly Gly Ala Tyr Asp Ile Ile Ile  
 275 280 285  
 Cys Asp Glu Cys His Ser Thr Asp Ala Thr Ser Ile Leu Gly Ile Gly  
 290 295 300  
 Thr Val Leu Asp Gln Ala Glu Thr Ala Gly Ala Arg Leu Thr Val Leu  
 305 310 315 320  
 Ala Thr Ala Thr Pro Pro Gly Ser Val Thr Val Pro His Pro Asn Ile

325 330 335  
 Glu Glu Val Ala Leu Ser Thr Thr Gly Glu Ile Pro Phe Tyr Gly Lys  
 340 345 350  
 Ala Ile Pro Leu Glu Ala Ile Lys Gly Gly Arg His Leu Ile Phe Cys  
 355 360 365  
 His Ser Lys Lys Lys Cys Asp Glu Leu Ala Ala Lys Leu Val Ala Leu  
 370 375 380  
 Gly Val Asn Ala Val Ala Tyr Tyr Arg Gly Leu Asp Val Ser Val Ile  
 385 390 395 400  
 Pro Thr Ser Gly Asp Val Val Val Val Ala Thr Asp Ala Leu Met Thr  
 405 410 415  
 Gly Phe Thr Gly Asp Phe Asp Ser Val Ile Asp Cys Asn Thr Cys Val  
 420 425 430  
 Thr Gln Thr Val Asp Phe Ser Leu Asp Pro Thr Phe Thr Ile Glu Thr  
 435 440 445  
 Ile Thr Leu Pro Gln Asp Ala Val Ser Arg Thr Gln Arg Arg Gly Arg  
 450 455 460  
 Thr Gly Arg Gly Lys Pro Gly Ile Tyr Arg Phe Val Ala Pro Gly Glu  
 465 470 475 480  
 Arg Pro Ser Gly Met Phe Asp Ser Ser Val Leu Cys Glu Cys Tyr Asp  
 485 490 495  
 Ala Gly Cys Ala Trp Tyr Glu Leu Thr Pro Ala Glu Thr Thr Val Arg  
 500 505 510  
 Leu Arg Ala Tyr Met Asn Thr Pro Gly Leu Pro Val Cys Gln Asp His  
 515 520 525  
 Leu Glu Phe Trp Glu Gly Val Phe Thr Gly Leu Thr His Ile Asp Ala  
 530 535 540  
 His Phe Leu Ser Gln Thr Lys Gln Ser Gly Glu Asn Leu Pro Tyr Leu  
 545 550 555 560  
 Val Ala Tyr Gln Ala Thr Val Cys Ala Arg Ala Gln Ala Pro Pro Pro  
 565 570 575  
 Ser Trp Asp Gln Met Trp Lys Cys Leu Ile Arg Leu Lys Pro Thr Leu  
 580 585 590  
 His Gly Pro Thr Pro Leu Leu Tyr Arg Leu Gly Ala Val Gln Asn Glu  
 595 600 605  
 Val Thr Leu Thr His Pro Val Thr Lys Tyr Ile Met Thr Cys Met Ser  
 610 615 620  
 Ala Asp Leu Glu Val Val Thr Ser Thr Trp Val Leu Val Gly Gly Val  
 625 630 635 640  
 Leu Ala Ala Leu Ala Ala Tyr Cys Leu Ser Thr Gly Cys Val Val Ile  
 645 650 655  
 Val Gly Arg Ile Val Leu Ser Gly Lys Pro Ala Ile Ile Pro Asp Arg  
 660 665 670  
 Glu Val Leu Tyr Arg Glu Phe Asp Glu Met Glu Glu Cys  
 675 680 685

<210> 78  
 <211> 685  
 <212> PRT  
 <213> Artificial Sequence

<220>  
 <223> Mutant Hepatitis C virus NS3/4A peptide

<400> 78  
 Ala Pro Ile Thr Ala Tyr Ala Gln Gln Thr Arg Gly Leu Leu Gly Cys

1				5					10				15			
Ile	Ile	Thr	Ser	Leu	Thr	Gly	Arg	Asp	Lys	Asn	Gln	Val	Glu	Gly	Glu	
			20					25					30			
Val	Gln	Ile	Val	Ser	Thr	Gly	Ala	Gln	Thr	Phe	Leu	Ala	Thr	Cys	Ile	
			35				40					45				
Asn	Gly	Val	Cys	Trp	Thr	Val	Tyr	His	Gly	Ala	Gly	Thr	Arg	Thr	Ile	
			50			55					60					
Ala	Ser	Pro	Lys	Gly	Pro	Val	Ile	Gln	Met	Tyr	Thr	Asn	Val	Asp	Gln	
65					70				75					80		
Asp	Leu	Val	Gly	Trp	Pro	Ala	Pro	Gln	Gly	Ala	Arg	Ser	Leu	Thr	Pro	
				85				90						95		
Cys	Thr	Cys	Gly	Ser	Ser	Asp	Leu	Tyr	Leu	Val	Thr	Arg	His	Ala	Asp	
			100					105					110			
Val	Ile	Pro	Val	Arg	Arg	Arg	Gly	Asp	Gly	Arg	Gly	Ser	Leu	Leu	Ser	
			115				120						125			
Pro	Arg	Pro	Ile	Ser	Tyr	Leu	Lys	Gly	Ser	Ser	Gly	Gly	Pro	Leu	Leu	
			130			135					140					
Cys	Pro	Ala	Gly	His	Ala	Val	Gly	Ile	Phe	Arg	Ala	Ala	Val	Cys	Thr	
145					150					155				160		
Arg	Gly	Val	Ala	Lys	Ala	Val	Asp	Phe	Ile	Pro	Val	Glu	Ser	Leu	Glu	
				165				170						175		
Thr	Thr	Met	Arg	Ser	Pro	Val	Phe	Ser	Asp	Asn	Ser	Ser	Pro	Pro	Ala	
			180					185					190			
Val	Pro	Gln	Ser	Tyr	Gln	Val	Ala	His	Leu	His	Ala	Pro	Thr	Gly	Ser	
			195			200						205				
Gly	Lys	Ser	Thr	Lys	Val	Pro	Ala	Ala	Tyr	Ala	Ala	Gln	Gly	Tyr	Lys	
	210				215						220					
Val	Leu	Val	Leu	Asn	Pro	Ser	Val	Ala	Ala	Thr	Met	Gly	Phe	Gly	Ala	
225				230						235					240	
Tyr	Met	Ser	Lys	Ala	His	Gly	Ile	Asp	Pro	Asn	Ile	Arg	Thr	Gly	Val	
				245				250						255		
Arg	Thr	Ile	Thr	Thr	Gly	Ser	Pro	Ile	Thr	Tyr	Ser	Thr	Tyr	Gly	Lys	
			260					265					270			
Phe	Leu	Ala	Asp	Gly	Gly	Cys	Ser	Gly	Gly	Ala	Tyr	Asp	Ile	Ile	Ile	
		275				280						285				
Cys	Asp	Glu	Cys	His	Ser	Thr	Asp	Ala	Thr	Ser	Ile	Leu	Gly	Ile	Gly	
	290				295						300					
Thr	Val	Leu	Asp	Gln	Ala	Glu	Thr	Ala	Gly	Ala	Arg	Leu	Thr	Val	Leu	
305				310						315					320	
Ala	Thr	Ala	Thr	Pro	Pro	Gly	Ser	Val	Thr	Val	Pro	His	Pro	Asn	Ile	
				325					330					335		
Glu	Glu	Val	Ala	Leu	Ser	Thr	Thr	Gly	Glu	Ile	Pro	Phe	Tyr	Gly	Lys	
			340					345					350			
Ala	Ile	Pro	Leu	Glu	Ala	Ile	Lys	Gly	Gly	Arg	His	Leu	Ile	Phe	Cys	
			355				360					365				
His	Ser	Lys	Lys	Lys	Cys	Asp	Glu	Leu	Ala	Ala	Lys	Leu	Val	Ala	Leu	
	370				375						380					
Gly	Val	Asn	Ala	Val	Ala	Tyr	Tyr	Arg	Gly	Leu	Asp	Val	Ser	Val	Ile	
385				390						395					400	
Pro	Thr	Ser	Gly	Asp	Val	Val	Val	Val	Ala	Thr	Asp	Ala	Leu	Met	Thr	
				405					410					415		
Gly	Phe	Thr	Gly	Asp	Phe	Asp	Ser	Val	Ile	Asp	Cys	Asn	Thr	Cys	Val	
			420					425					430			
Thr	Gln	Thr	Val	Asp	Phe	Ser	Leu	Asp	Pro	Thr	Phe	Thr	Ile	Glu	Thr	
			435				440					445				
Ile	Thr	Leu	Pro	Gln	Asp	Ala	Val	Ser	Arg	Thr	Gln	Arg	Arg	Gly	Arg	
	450					455					460					

Thr Gly Arg Gly Lys Pro Gly Ile Tyr Arg Phe Val Ala Pro Gly Glu  
 465 470 475 480  
 Arg Pro Ser Gly Met Phe Asp Ser Ser Val Leu Cys Glu Cys Tyr Asp  
 485 490 495  
 Ala Gly Cys Ala Trp Tyr Glu Leu Thr Pro Ala Glu Thr Thr Val Arg  
 500 505 510  
 Leu Arg Ala Tyr Met Asn Thr Pro Gly Leu Pro Val Cys Gln Asp His  
 515 520 525  
 Leu Glu Phe Trp Glu Gly Val Phe Thr Gly Leu Thr His Ile Asp Ala  
 530 535 540  
 His Phe Leu Ser Gln Thr Lys Gln Ser Gly Glu Asn Leu Pro Tyr Leu  
 545 550 555 560  
 Val Ala Tyr Gln Ala Thr Val Cys Ala Arg Ala Gln Ala Pro Pro Pro  
 565 570 575  
 Ser Trp Asp Gln Met Trp Lys Cys Leu Ile Arg Leu Lys Pro Thr Leu  
 580 585 590  
 His Gly Pro Thr Pro Leu Leu Tyr Arg Leu Gly Ala Val Gln Asn Glu  
 595 600 605  
 Val Thr Leu Thr His Pro Val Thr Lys Tyr Ile Met Thr Cys Met Ser  
 610 615 620  
 Ala Asp Leu Glu Val Val Thr Ser Thr Trp Val Leu Val Gly Gly Val  
 625 630 635 640  
 Leu Ala Ala Leu Ala Ala Tyr Cys Leu Ser Thr Gly Cys Val Val Ile  
 645 650 655  
 Val Gly Arg Ile Val Leu Ser Gly Lys Pro Ala Ile Ile Pro Asp Arg  
 660 665 670  
 Glu Val Leu Tyr Arg Glu Phe Asp Glu Met Glu Glu Cys  
 675 680 685

<210> 79  
 <211> 685  
 <212> PRT  
 <213> Artificial Sequence

<220>  
 <223> Mutant Hepatitis C virus NS3/4A peptide

<400> 79  
 Ala Pro Ile Thr Ala Tyr Ala Gln Gln Thr Arg Gly Leu Leu Gly Cys  
 1 5 10 15  
 Ile Ile Thr Ser Leu Thr Gly Arg Asp Lys Asn Gln Val Glu Gly Glu  
 20 25 30  
 Val Gln Ile Val Ser Thr Ala Gly Gln Thr Phe Leu Ala Thr Cys Ile  
 35 40 45  
 Asn Gly Val Cys Trp Thr Val Tyr His Gly Ala Gly Thr Arg Thr Ile  
 50 55 60  
 Ala Ser Pro Lys Gly Pro Val Ile Gln Met Tyr Thr Asn Val Asp Gln  
 65 70 75 80  
 Asp Leu Val Gly Trp Pro Ala Pro Gln Gly Ala Arg Ser Leu Thr Pro  
 85 90 95  
 Cys Thr Cys Gly Ser Ser Asp Leu Tyr Leu Val Thr Arg His Ala Asp  
 100 105 110  
 Val Ile Pro Val Arg Arg Arg Gly Asp Gly Arg Gly Ser Leu Leu Ser  
 115 120 125  
 Pro Arg Pro Ile Ser Tyr Leu Lys Gly Ser Ser Gly Gly Pro Leu Leu  
 130 135 140

Cys Pro Ala Gly His Ala Val Gly Ile Phe Arg Ala Ala Val Cys Thr  
 145 150 155 160  
 Arg Gly Val Ala Lys Ala Val Asp Phe Ile Pro Val Glu Ser Leu Glu  
 165 170 175  
 Thr Thr Met Arg Ser Pro Val Phe Ser Asp Asn Ser Ser Pro Pro Ala  
 180 185 190  
 Val Pro Gln Ser Tyr Gln Val Ala His Leu His Ala Pro Thr Gly Ser  
 195 200 205  
 Gly Lys Ser Thr Lys Val Pro Ala Ala Tyr Ala Ala Gln Gly Tyr Lys  
 210 215 220  
 Val Leu Val Leu Asn Pro Ser Val Ala Ala Thr Met Gly Phe Gly Ala  
 225 230 235 240  
 Tyr Met Ser Lys Ala His Gly Ile Asp Pro Asn Ile Arg Thr Gly Val  
 245 250 255  
 Arg Thr Ile Thr Thr Gly Ser Pro Ile Thr Tyr Ser Thr Tyr Gly Lys  
 260 265 270  
 Phe Leu Ala Asp Gly Gly Cys Ser Gly Gly Ala Tyr Asp Ile Ile Ile  
 275 280 285  
 Cys Asp Glu Cys His Ser Thr Asp Ala Thr Ser Ile Leu Gly Ile Gly  
 290 295 300  
 Thr Val Leu Asp Gln Ala Glu Thr Ala Gly Ala Arg Leu Thr Val Leu  
 305 310 315 320  
 Ala Thr Ala Thr Pro Pro Gly Ser Val Thr Val Pro His Pro Asn Ile  
 325 330 335  
 Glu Glu Val Ala Leu Ser Thr Thr Gly Glu Ile Pro Phe Tyr Gly Lys  
 340 345 350  
 Ala Ile Pro Leu Glu Ala Ile Lys Gly Gly Arg His Leu Ile Phe Cys  
 355 360 365  
 His Ser Lys Lys Lys Cys Asp Glu Leu Ala Ala Lys Leu Val Ala Leu  
 370 375 380  
 Gly Val Asn Ala Val Ala Tyr Tyr Arg Gly Leu Asp Val Ser Val Ile  
 385 390 395 400  
 Pro Thr Ser Gly Asp Val Val Val Val Ala Thr Asp Ala Leu Met Thr  
 405 410 415  
 Gly Phe Thr Gly Asp Phe Asp Ser Val Ile Asp Cys Asn Thr Cys Val  
 420 425 430  
 Thr Gln Thr Val Asp Phe Ser Leu Asp Pro Thr Phe Thr Ile Glu Thr  
 435 440 445  
 Ile Thr Leu Pro Gln Asp Ala Val Ser Arg Thr Gln Arg Arg Gly Arg  
 450 455 460  
 Thr Gly Arg Gly Lys Pro Gly Ile Tyr Arg Phe Val Ala Pro Gly Glu  
 465 470 475 480  
 Arg Pro Ser Gly Met Phe Asp Ser Ser Val Leu Cys Glu Cys Tyr Asp  
 485 490 495  
 Ala Gly Cys Ala Trp Tyr Glu Leu Thr Pro Ala Glu Thr Thr Val Arg  
 500 505 510  
 Leu Arg Ala Tyr Met Asn Thr Pro Gly Leu Pro Val Cys Gln Asp His  
 515 520 525  
 Leu Glu Phe Trp Glu Gly Val Phe Thr Gly Leu Thr His Ile Asp Ala  
 530 535 540  
 His Phe Leu Ser Gln Thr Lys Gln Ser Gly Glu Asn Leu Pro Tyr Leu  
 545 550 555 560  
 Val Ala Tyr Gln Ala Thr Val Cys Ala Arg Ala Gln Ala Pro Pro Pro  
 565 570 575  
 Ser Trp Asp Gln Met Trp Lys Cys Leu Ile Arg Leu Lys Pro Thr Leu  
 580 585 590  
 His Gly Pro Thr Pro Leu Leu Tyr Arg Leu Gly Ala Val Gln Asn Glu

	595					600					605				
Val	Thr	Leu	Thr	His	Pro	Val	Thr	Lys	Tyr	Ile	Met	Thr	Cys	Met	Ser
	610					615					620				
Ala	Asp	Leu	Glu	Val	Val	Thr	Ser	Thr	Trp	Val	Leu	Val	Gly	Gly	Val
625					630					635					640
Leu	Ala	Ala	Leu	Ala	Ala	Tyr	Cys	Leu	Ser	Thr	Gly	Cys	Val	Val	Ile
				645					650					655	
Val	Gly	Arg	Ile	Val	Leu	Ser	Gly	Lys	Pro	Ala	Ile	Ile	Pro	Asp	Arg
			660					665					670		
Glu	Val	Leu	Tyr	Arg	Glu	Phe	Asp	Glu	Met	Glu	Glu	Cys			
	675						680					685			

<210> 80  
 <211> 685  
 <212> PRT  
 <213> Artificial Sequence

<220>  
 <223> Mutant Hepatitis C virus NS3/4A peptide

<400> 80

Ala	Pro	Ile	Thr	Ala	Tyr	Ala	Gln	Gln	Thr	Arg	Gly	Leu	Leu	Gly	Cys
1				5					10					15	
Ile	Ile	Thr	Ser	Leu	Thr	Gly	Arg	Asp	Lys	Asn	Gln	Val	Glu	Gly	Glu
			20					25					30		
Val	Gln	Ile	Val	Ser	Thr	Ala	Ala	Ala	Thr	Phe	Leu	Ala	Thr	Cys	Ile
			35				40					45			
Asn	Gly	Val	Cys	Trp	Thr	Val	Tyr	His	Gly	Ala	Gly	Thr	Arg	Thr	Ile
	50					55					60				
Ala	Ser	Pro	Lys	Gly	Pro	Val	Ile	Gln	Met	Tyr	Thr	Asn	Val	Asp	Gln
65					70					75					80
Asp	Leu	Val	Gly	Trp	Pro	Ala	Pro	Gln	Gly	Ala	Arg	Ser	Leu	Thr	Pro
				85					90					95	
Cys	Thr	Cys	Gly	Ser	Ser	Asp	Leu	Tyr	Leu	Val	Thr	Arg	His	Ala	Asp
			100					105					110		
Val	Ile	Pro	Val	Arg	Arg	Arg	Gly	Asp	Gly	Arg	Gly	Ser	Leu	Leu	Ser
			115				120						125		
Pro	Arg	Pro	Ile	Ser	Tyr	Leu	Lys	Gly	Ser	Ser	Gly	Gly	Pro	Leu	Leu
	130					135					140				
Cys	Pro	Ala	Gly	His	Ala	Val	Gly	Ile	Phe	Arg	Ala	Ala	Val	Cys	Thr
145					150					155					160
Arg	Gly	Val	Ala	Lys	Ala	Val	Asp	Phe	Ile	Pro	Val	Glu	Ser	Leu	Glu
				165					170						175
Thr	Thr	Met	Arg	Ser	Pro	Val	Phe	Ser	Asp	Asn	Ser	Ser	Pro	Pro	Ala
			180					185						190	
Val	Pro	Gln	Ser	Tyr	Gln	Val	Ala	His	Leu	His	Ala	Pro	Thr	Gly	Ser
			195				200						205		
Gly	Lys	Ser	Thr	Lys	Val	Pro	Ala	Ala	Tyr	Ala	Ala	Gln	Gly	Tyr	Lys
	210					215						220			
Val	Leu	Val	Leu	Asn	Pro	Ser	Val	Ala	Ala	Thr	Met	Gly	Phe	Gly	Ala
225					230					235					240
Tyr	Met	Ser	Lys	Ala	His	Gly	Ile	Asp	Pro	Asn	Ile	Arg	Thr	Gly	Val
				245					250					255	
Arg	Thr	Ile	Thr	Thr	Gly	Ser	Pro	Ile	Thr	Tyr	Ser	Thr	Tyr	Gly	Lys
			260					265						270	
Phe	Leu	Ala	Asp	Gly	Gly	Cys	Ser	Gly	Gly	Ala	Tyr	Asp	Ile	Ile	Ile

	275						280					285					
Cys	Asp	Glu	Cys	His	Ser	Thr	Asp	Ala	Thr	Ser	Ile	Leu	Gly	Ile	Gly		
	290						295					300					
Thr	Val	Leu	Asp	Gln	Ala	Glu	Thr	Ala	Gly	Ala	Arg	Leu	Thr	Val	Leu		
305							310				315				320		
Ala	Thr	Ala	Thr	Pro	Pro	Gly	Ser	Val	Thr	Val	Pro	His	Pro	Asn	Ile		
				325						330				335			
Glu	Glu	Val	Ala	Leu	Ser	Thr	Thr	Gly	Glu	Ile	Pro	Phe	Tyr	Gly	Lys		
			340					345					350				
Ala	Ile	Pro	Leu	Glu	Ala	Ile	Lys	Gly	Gly	Arg	His	Leu	Ile	Phe	Cys		
		355					360					365					
His	Ser	Lys	Lys	Lys	Cys	Asp	Glu	Leu	Ala	Ala	Lys	Leu	Val	Ala	Leu		
	370						375				380						
Gly	Val	Asn	Ala	Val	Ala	Tyr	Tyr	Arg	Gly	Leu	Asp	Val	Ser	Val	Ile		
385					390					395					400		
Pro	Thr	Ser	Gly	Asp	Val	Val	Val	Val	Ala	Thr	Asp	Ala	Leu	Met	Thr		
				405					410					415			
Gly	Phe	Thr	Gly	Asp	Phe	Asp	Ser	Val	Ile	Asp	Cys	Asn	Thr	Cys	Val		
			420					425					430				
Thr	Gln	Thr	Val	Asp	Phe	Ser	Leu	Asp	Pro	Thr	Phe	Thr	Ile	Glu	Thr		
			435				440					445					
Ile	Thr	Leu	Pro	Gln	Asp	Ala	Val	Ser	Arg	Thr	Gln	Arg	Arg	Gly	Arg		
	450					455					460						
Thr	Gly	Arg	Gly	Lys	Pro	Gly	Ile	Tyr	Arg	Phe	Val	Ala	Pro	Gly	Glu		
465					470					475					480		
Arg	Pro	Ser	Gly	Met	Phe	Asp	Ser	Ser	Val	Leu	Cys	Glu	Cys	Tyr	Asp		
				485					490					495			
Ala	Gly	Cys	Ala	Trp	Tyr	Glu	Leu	Thr	Pro	Ala	Glu	Thr	Thr	Val	Arg		
			500					505					510				
Leu	Arg	Ala	Tyr	Met	Asn	Thr	Pro	Gly	Leu	Pro	Val	Cys	Gln	Asp	His		
		515					520					525					
Leu	Glu	Phe	Trp	Glu	Gly	Val	Phe	Thr	Gly	Leu	Thr	His	Ile	Asp	Ala		
	530					535					540						
His	Phe	Leu	Ser	Gln	Thr	Lys	Gln	Ser	Gly	Glu	Asn	Leu	Pro	Tyr	Leu		
545						550				555					560		
Val	Ala	Tyr	Gln	Ala	Thr	Val	Cys	Ala	Arg	Ala	Gln	Ala	Pro	Pro	Pro		
				565					570					575			
Ser	Trp	Asp	Gln	Met	Trp	Lys	Cys	Leu	Ile	Arg	Leu	Lys	Pro	Thr	Leu		
			580					585					590				
His	Gly	Pro	Thr	Pro	Leu	Leu	Tyr	Arg	Leu	Gly	Ala	Val	Gln	Asn	Glu		
		595					600					605					
Val	Thr	Leu	Thr	His	Pro	Val	Thr	Lys	Tyr	Ile	Met	Thr	Cys	Met	Ser		
	610					615					620						
Ala	Asp	Leu	Glu	Val	Val	Thr	Ser	Thr	Trp	Val	Leu	Val	Gly	Gly	Val		
625					630					635					640		
Leu	Ala	Ala	Leu	Ala	Ala	Tyr	Cys	Leu	Ser	Thr	Gly	Cys	Val	Val	Ile		
				645					650					655			
Val	Gly	Arg	Ile	Val	Leu	Ser	Gly	Lys	Pro	Ala	Ile	Ile	Pro	Asp	Arg		
			660				665						670				
Glu	Val	Leu	Tyr	Arg	Glu	Phe	Asp	Glu	Met	Glu	Glu	Cys					
	675						680					685					

<210> 81  
 <211> 685  
 <212> PRT  
 <213> Artificial Sequence

<220>

<223> Mutant Hepatitis C virus NS3/4A peptide

<400> 81

Ala Pro Ile Thr Ala Tyr Ala Gln Gln Thr Arg Gly Leu Leu Gly Cys  
 1 5 10 15  
 Ile Ile Thr Ser Leu Thr Gly Arg Asp Lys Asn Gln Val Glu Gly Glu  
 20 25 30  
 Val Gln Ile Val Ser Thr Ala Ala Gln Ala Phe Leu Ala Thr Cys Ile  
 35 40 45  
 Asn Gly Val Cys Trp Thr Val Tyr His Gly Ala Gly Thr Arg Thr Ile  
 50 55 60  
 Ala Ser Pro Lys Gly Pro Val Ile Gln Met Tyr Thr Asn Val Asp Gln  
 65 70 75 80  
 Asp Leu Val Gly Trp Pro Ala Pro Gln Gly Ala Arg Ser Leu Thr Pro  
 85 90 95  
 Cys Thr Cys Gly Ser Ser Asp Leu Tyr Leu Val Thr Arg His Ala Asp  
 100 105 110  
 Val Ile Pro Val Arg Arg Arg Gly Asp Gly Arg Gly Ser Leu Leu Ser  
 115 120 125  
 Pro Arg Pro Ile Ser Tyr Leu Lys Gly Ser Ser Gly Gly Pro Leu Leu  
 130 135 140  
 Cys Pro Ala Gly His Ala Val Gly Ile Phe Arg Ala Ala Val Cys Thr  
 145 150 155 160  
 Arg Gly Val Ala Lys Ala Val Asp Phe Ile Pro Val Glu Ser Leu Glu  
 165 170 175  
 Thr Thr Met Arg Ser Pro Val Phe Ser Asp Asn Ser Ser Pro Pro Ala  
 180 185 190  
 Val Pro Gln Ser Tyr Gln Val Ala His Leu His Ala Pro Thr Gly Ser  
 195 200 205  
 Gly Lys Ser Thr Lys Val Pro Ala Ala Tyr Ala Ala Gln Gly Tyr Lys  
 210 215 220  
 Val Leu Val Leu Asn Pro Ser Val Ala Ala Thr Met Gly Phe Gly Ala  
 225 230 235 240  
 Tyr Met Ser Lys Ala His Gly Ile Asp Pro Asn Ile Arg Thr Gly Val  
 245 250 255  
 Arg Thr Ile Thr Thr Gly Ser Pro Ile Thr Tyr Ser Thr Tyr Gly Lys  
 260 265 270  
 Phe Leu Ala Asp Gly Gly Cys Ser Gly Gly Ala Tyr Asp Ile Ile Ile  
 275 280 285  
 Cys Asp Glu Cys His Ser Thr Asp Ala Thr Ser Ile Leu Gly Ile Gly  
 290 295 300  
 Thr Val Leu Asp Gln Ala Glu Thr Ala Gly Ala Arg Leu Thr Val Leu  
 305 310 315 320  
 Ala Thr Ala Thr Pro Pro Gly Ser Val Thr Val Pro His Pro Asn Ile  
 325 330 335  
 Glu Glu Val Ala Leu Ser Thr Thr Gly Glu Ile Pro Phe Tyr Gly Lys  
 340 345 350  
 Ala Ile Pro Leu Glu Ala Ile Lys Gly Gly Arg His Leu Ile Phe Cys  
 355 360 365  
 His Ser Lys Lys Lys Cys Asp Glu Leu Ala Ala Lys Leu Val Ala Leu  
 370 375 380  
 Gly Val Asn Ala Val Ala Tyr Tyr Arg Gly Leu Asp Val Ser Val Ile  
 385 390 395 400  
 Pro Thr Ser Gly Asp Val Val Val Val Ala Thr Asp Ala Leu Met Thr  
 405 410 415



Gly Phe Thr Gly Asp Phe Asp Ser Val Ile Asp Cys Asn Thr Cys Val  
 420 425 430  
 Thr Gln Thr Val Asp Phe Ser Leu Asp Pro Thr Phe Thr Ile Glu Thr  
 435 440 445  
 Ile Thr Leu Pro Gln Asp Ala Val Ser Arg Thr Gln Arg Arg Gly Arg  
 450 455 460  
 Thr Gly Arg Gly Lys Pro Gly Ile Tyr Arg Phe Val Ala Pro Gly Glu  
 465 470 475 480  
 Arg Pro Ser Gly Met Phe Asp Ser Ser Val Leu Cys Glu Cys Tyr Asp  
 485 490 495  
 Ala Gly Cys Ala Trp Tyr Glu Leu Thr Pro Ala Glu Thr Thr Val Arg  
 500 505 510  
 Leu Arg Ala Tyr Met Asn Thr Pro Gly Leu Pro Val Cys Gln Asp His  
 515 520 525  
 Leu Glu Phe Trp Glu Gly Val Phe Thr Gly Leu Thr His Ile Asp Ala  
 530 535 540  
 His Phe Leu Ser Gln Thr Lys Gln Ser Gly Glu Asn Leu Pro Tyr Leu  
 545 550 555 560  
 Val Ala Tyr Gln Ala Thr Val Cys Ala Arg Ala Gln Ala Pro Pro Pro  
 565 570 575  
 Ser Trp Asp Gln Met Trp Lys Cys Leu Ile Arg Leu Lys Pro Thr Leu  
 580 585 590  
 His Gly Pro Thr Pro Leu Leu Tyr Arg Leu Gly Ala Val Gln Asn Glu  
 595 600 605  
 Val Thr Leu Thr His Pro Val Thr Lys Tyr Ile Met Thr Cys Met Ser  
 610 615 620  
 Ala Asp Leu Glu Val Val Thr Ser Thr Trp Val Leu Val Gly Gly Val  
 625 630 635 640  
 Leu Ala Ala Leu Ala Ala Tyr Cys Leu Ser Thr Gly Cys Val Val Ile  
 645 650 655  
 Val Gly Arg Ile Val Leu Ser Gly Lys Pro Ala Ile Ile Pro Asp Arg  
 660 665 670  
 Glu Val Leu Tyr Arg Glu Phe Asp Glu Met Glu Glu Cys  
 675 680 685

<210> 82  
 <211> 685  
 <212> PRT  
 <213> Artificial Sequence

<220>  
 <223> Mutant Hepatitis C virus NS3/4A peptide

<400> 82  
 Ala Pro Ile Thr Ala Tyr Ala Gln Gln Thr Arg Gly Leu Leu Gly Cys  
 1 5 10 15  
 Ile Ile Thr Ser Leu Thr Gly Arg Asp Lys Asn Gln Val Glu Gly Glu  
 20 25 30  
 Val Gln Ile Val Ser Thr Ala Ala Gln Thr Ala Leu Ala Thr Cys Ile  
 35 40 45  
 Asn Gly Val Cys Trp Thr Val Tyr His Gly Ala Gly Thr Arg Thr Ile  
 50 55 60  
 Ala Ser Pro Lys Gly Pro Val Ile Gln Met Tyr Thr Asn Val Asp Gln  
 65 70 75 80  
 Asp Leu Val Gly Trp Pro Ala Pro Gln Gly Ala Arg Ser Leu Thr Pro  
 85 90 95

Cys Thr Cys Gly Ser Ser Asp Leu Tyr Leu Val Thr Arg His Ala Asp  
 100 105 110  
 Val Ile Pro Val Arg Arg Arg Gly Asp Gly Arg Gly Ser Leu Leu Ser  
 115 120 125  
 Pro Arg Pro Ile Ser Tyr Leu Lys Gly Ser Ser Gly Gly Pro Leu Leu  
 130 135 140  
 Cys Pro Ala Gly His Ala Val Gly Ile Phe Arg Ala Ala Val Cys Thr  
 145 150 155 160  
 Arg Gly Val Ala Lys Ala Val Asp Phe Ile Pro Val Glu Ser Leu Glu  
 165 170 175  
 Thr Thr Met Arg Ser Pro Val Phe Ser Asp Asn Ser Ser Pro Pro Ala  
 180 185 190  
 Val Pro Gln Ser Tyr Gln Val Ala His Leu His Ala Pro Thr Gly Ser  
 195 200 205  
 Gly Lys Ser Thr Lys Val Pro Ala Ala Tyr Ala Ala Gln Gly Tyr Lys  
 210 215 220  
 Val Leu Val Leu Asn Pro Ser Val Ala Ala Thr Met Gly Phe Gly Ala  
 225 230 235 240  
 Tyr Met Ser Lys Ala His Gly Ile Asp Pro Asn Ile Arg Thr Gly Val  
 245 250 255  
 Arg Thr Ile Thr Thr Gly Ser Pro Ile Thr Tyr Ser Thr Tyr Gly Lys  
 260 265 270  
 Phe Leu Ala Asp Gly Gly Cys Ser Gly Gly Ala Tyr Asp Ile Ile Ile  
 275 280 285  
 Cys Asp Glu Cys His Ser Thr Asp Ala Thr Ser Ile Leu Gly Ile Gly  
 290 295 300  
 Thr Val Leu Asp Gln Ala Glu Thr Ala Gly Ala Arg Leu Thr Val Leu  
 305 310 315 320  
 Ala Thr Ala Thr Pro Pro Gly Ser Val Thr Val Pro His Pro Asn Ile  
 325 330 335  
 Glu Glu Val Ala Leu Ser Thr Thr Gly Glu Ile Pro Phe Tyr Gly Lys  
 340 345 350  
 Ala Ile Pro Leu Glu Ala Ile Lys Gly Gly Arg His Leu Ile Phe Cys  
 355 360 365  
 His Ser Lys Lys Lys Cys Asp Glu Leu Ala Ala Lys Leu Val Ala Leu  
 370 375 380  
 Gly Val Asn Ala Val Ala Tyr Tyr Arg Gly Leu Asp Val Ser Val Ile  
 385 390 395 400  
 Pro Thr Ser Gly Asp Val Val Val Val Ala Thr Asp Ala Leu Met Thr  
 405 410 415  
 Gly Phe Thr Gly Asp Phe Asp Ser Val Ile Asp Cys Asn Thr Cys Val  
 420 425 430  
 Thr Gln Thr Val Asp Phe Ser Leu Asp Pro Thr Phe Thr Ile Glu Thr  
 435 440 445  
 Ile Thr Leu Pro Gln Asp Ala Val Ser Arg Thr Gln Arg Arg Gly Arg  
 450 455 460  
 Thr Gly Arg Gly Lys Pro Gly Ile Tyr Arg Phe Val Ala Pro Gly Glu  
 465 470 475 480  
 Arg Pro Ser Gly Met Phe Asp Ser Ser Val Leu Cys Glu Cys Tyr Asp  
 485 490 495  
 Ala Gly Cys Ala Trp Tyr Glu Leu Thr Pro Ala Glu Thr Thr Val Arg  
 500 505 510  
 Leu Arg Ala Tyr Met Asn Thr Pro Gly Leu Pro Val Cys Gln Asp His  
 515 520 525  
 Leu Glu Phe Trp Glu Gly Val Phe Thr Gly Leu Thr His Ile Asp Ala  
 530 535 540  
 His Phe Leu Ser Gln Thr Lys Gln Ser Gly Glu Asn Leu Pro Tyr Leu

545		550		555		560									
Val	Ala	Tyr	Gln	Ala	Thr	Val	Cys	Ala	Arg	Ala	Gln	Ala	Pro	Pro	Pro
				565					570					575	
Ser	Trp	Asp	Gln	Met	Trp	Lys	Cys	Leu	Ile	Arg	Leu	Lys	Pro	Thr	Leu
			580					585					590		
His	Gly	Pro	Thr	Pro	Leu	Leu	Tyr	Arg	Leu	Gly	Ala	Val	Gln	Asn	Glu
		595					600					605			
Val	Thr	Leu	Thr	His	Pro	Val	Thr	Lys	Tyr	Ile	Met	Thr	Cys	Met	Ser
	610					615					620				
Ala	Asp	Leu	Glu	Val	Val	Thr	Ser	Thr	Trp	Val	Leu	Val	Gly	Gly	Val
	625				630					635					640
Leu	Ala	Ala	Leu	Ala	Ala	Tyr	Cys	Leu	Ser	Thr	Gly	Cys	Val	Val	Ile
			645					650						655	
Val	Gly	Arg	Ile	Val	Leu	Ser	Gly	Lys	Pro	Ala	Ile	Ile	Pro	Asp	Arg
			660					665					670		
Glu	Val	Leu	Tyr	Arg	Glu	Phe	Asp	Glu	Met	Glu	Glu	Cys			
		675					680					685			

<210> 83  
 <211> 685  
 <212> PRT  
 <213> Artificial Sequence

<220>  
 <223> Mutant Hepatitis C virus NS3/4A peptide

<400> 83

Ala	Pro	Ile	Thr	Ala	Tyr	Ala	Gln	Gln	Thr	Arg	Gly	Leu	Leu	Gly	Cys
1				5					10					15	
Ile	Ile	Thr	Ser	Leu	Thr	Gly	Arg	Asp	Lys	Asn	Gln	Val	Glu	Gly	Glu
			20					25					30		
Val	Gln	Ile	Val	Ser	Thr	Ala	Ala	Gln	Thr	Phe	Ala	Ala	Thr	Cys	Ile
		35				40					45				
Asn	Gly	Val	Cys	Trp	Thr	Val	Tyr	His	Gly	Ala	Gly	Thr	Arg	Thr	Ile
	50				55						60				
Ala	Ser	Pro	Lys	Gly	Pro	Val	Ile	Gln	Met	Tyr	Thr	Asn	Val	Asp	Gln
					70					75					80
Asp	Leu	Val	Gly	Trp	Pro	Ala	Pro	Gln	Gly	Ala	Arg	Ser	Leu	Thr	Pro
				85					90						95
Cys	Thr	Cys	Gly	Ser	Ser	Asp	Leu	Tyr	Leu	Val	Thr	Arg	His	Ala	Asp
			100					105						110	
Val	Ile	Pro	Val	Arg	Arg	Arg	Gly	Asp	Gly	Arg	Gly	Ser	Leu	Leu	Ser
			115					120						125	
Pro	Arg	Pro	Ile	Ser	Tyr	Leu	Lys	Gly	Ser	Ser	Gly	Gly	Pro	Leu	Leu
						135						140			
Cys	Pro	Ala	Gly	His	Ala	Val	Gly	Ile	Phe	Arg	Ala	Ala	Val	Cys	Thr
					150					155					160
Arg	Gly	Val	Ala	Lys	Ala	Val	Asp	Phe	Ile	Pro	Val	Glu	Ser	Leu	Glu
				165					170						175
Thr	Thr	Met	Arg	Ser	Pro	Val	Phe	Ser	Asp	Asn	Ser	Ser	Pro	Pro	Ala
				180					185					190	
Val	Pro	Gln	Ser	Tyr	Gln	Val	Ala	His	Leu	His	Ala	Pro	Thr	Gly	Ser
							200						205		
Gly	Lys	Ser	Thr	Lys	Val	Pro	Ala	Ala	Tyr	Ala	Ala	Gln	Gly	Tyr	Lys
						215						220			
Val	Leu	Val	Leu	Asn	Pro	Ser	Val	Ala	Ala	Thr	Met	Gly	Phe	Gly	Ala

225 Tyr Met Ser Lys Ala His Gly Ile Asp Pro Asn Ile Arg Thr Gly Val  
 230 235 240  
 245 250 255  
 Arg Thr Ile Thr Thr Gly Ser Pro Ile Thr Tyr Ser Thr Tyr Gly Lys  
 260 265 270  
 Phe Leu Ala Asp Gly Gly Cys Ser Gly Gly Ala Tyr Asp Ile Ile Ile  
 275 280 285  
 Cys Asp Glu Cys His Ser Thr Asp Ala Thr Ser Ile Leu Gly Ile Gly  
 290 295 300  
 Thr Val Leu Asp Gln Ala Glu Thr Ala Gly Ala Arg Leu Thr Val Leu  
 305 310 315 320  
 Ala Thr Ala Thr Pro Pro Gly Ser Val Thr Val Pro His Pro Asn Ile  
 325 330 335  
 Glu Glu Val Ala Leu Ser Thr Thr Gly Glu Ile Pro Phe Tyr Gly Lys  
 340 345 350  
 Ala Ile Pro Leu Glu Ala Ile Lys Gly Gly Arg His Leu Ile Phe Cys  
 355 360 365  
 His Ser Lys Lys Lys Cys Asp Glu Leu Ala Ala Lys Leu Val Ala Leu  
 370 375 380  
 Gly Val Asn Ala Val Ala Tyr Tyr Arg Gly Leu Asp Val Ser Val Ile  
 385 390 395 400  
 Pro Thr Ser Gly Asp Val Val Val Val Ala Thr Asp Ala Leu Met Thr  
 405 410 415  
 Gly Phe Thr Gly Asp Phe Asp Ser Val Ile Asp Cys Asn Thr Cys Val  
 420 425 430  
 Thr Gln Thr Val Asp Phe Ser Leu Asp Pro Thr Phe Thr Ile Glu Thr  
 435 440 445  
 Ile Thr Leu Pro Gln Asp Ala Val Ser Arg Thr Gln Arg Arg Gly Arg  
 450 455 460  
 Thr Gly Arg Gly Lys Pro Gly Ile Tyr Arg Phe Val Ala Pro Gly Glu  
 465 470 475 480  
 Arg Pro Ser Gly Met Phe Asp Ser Ser Val Leu Cys Glu Cys Tyr Asp  
 485 490 495  
 Ala Gly Cys Ala Trp Tyr Glu Leu Thr Pro Ala Glu Thr Thr Val Arg  
 500 505 510  
 Leu Arg Ala Tyr Met Asn Thr Pro Gly Leu Pro Val Cys Gln Asp His  
 515 520 525  
 Leu Glu Phe Trp Glu Gly Val Phe Thr Gly Leu Thr His Ile Asp Ala  
 530 535 540  
 His Phe Leu Ser Gln Thr Lys Gln Ser Gly Glu Asn Leu Pro Tyr Leu  
 545 550 555 560  
 Val Ala Tyr Gln Ala Thr Val Cys Ala Arg Ala Gln Ala Pro Pro Pro  
 565 570 575  
 Ser Trp Asp Gln Met Trp Lys Cys Leu Ile Arg Leu Lys Pro Thr Leu  
 580 585 590  
 His Gly Pro Thr Pro Leu Leu Tyr Arg Leu Gly Ala Val Gln Asn Glu  
 595 600 605  
 Val Thr Leu Thr His Pro Val Thr Lys Tyr Ile Met Thr Cys Met Ser  
 610 615 620  
 Ala Asp Leu Glu Val Val Thr Ser Thr Trp Val Leu Val Gly Gly Val  
 625 630 635 640  
 Leu Ala Ala Leu Ala Ala Tyr Cys Leu Ser Thr Gly Cys Val Val Ile  
 645 650 655  
 Val Gly Arg Ile Val Leu Ser Gly Lys Pro Ala Ile Ile Pro Asp Arg  
 660 665 670  
 Glu Val Leu Tyr Arg Glu Phe Asp Glu Met Glu Glu Cys  
 675 680 685

<210> 84  
 <211> 685  
 <212> PRT  
 <213> Artificial Sequence

<220>  
 <223> Mutant Hepatitis C virus NS3/4A peptide

<400> 84

Ala Pro Ile Thr Ala Tyr Ala Gln Gln Thr Arg Gly Leu Leu Gly Cys  
 1 5 10 15  
 Ile Ile Thr Ser Leu Thr Gly Arg Asp Lys Asn Gln Val Glu Gly Glu  
 20 25 30  
 Val Gln Ile Val Ser Thr Ala Ala Gln Thr Phe Leu Gly Thr Cys Ile  
 35 40 45  
 Asn Gly Val Cys Trp Thr Val Tyr His Gly Ala Gly Thr Arg Thr Ile  
 50 55 60  
 Ala Ser Pro Lys Gly Pro Val Ile Gln Met Tyr Thr Asn Val Asp Gln  
 65 70 75 80  
 Asp Leu Val Gly Trp Pro Ala Pro Gln Gly Ala Arg Ser Leu Thr Pro  
 85 90 95  
 Cys Thr Cys Gly Ser Ser Asp Leu Tyr Leu Val Thr Arg His Ala Asp  
 100 105 110  
 Val Ile Pro Val Arg Arg Arg Gly Asp Gly Arg Gly Ser Leu Leu Ser  
 115 120 125  
 Pro Arg Pro Ile Ser Tyr Leu Lys Gly Ser Ser Gly Gly Pro Leu Leu  
 130 135 140  
 Cys Pro Ala Gly His Ala Val Gly Ile Phe Arg Ala Ala Val Cys Thr  
 145 150 155 160  
 Arg Gly Val Ala Lys Ala Val Asp Phe Ile Pro Val Glu Ser Leu Glu  
 165 170 175  
 Thr Thr Met Arg Ser Pro Val Phe Ser Asp Asn Ser Ser Pro Pro Ala  
 180 185 190  
 Val Pro Gln Ser Tyr Gln Val Ala His Leu His Ala Pro Thr Gly Ser  
 195 200 205  
 Gly Lys Ser Thr Lys Val Pro Ala Ala Tyr Ala Ala Gln Gly Tyr Lys  
 210 215 220  
 Val Leu Val Leu Asn Pro Ser Val Ala Ala Thr Met Gly Phe Gly Ala  
 225 230 235 240  
 Tyr Met Ser Lys Ala His Gly Ile Asp Pro Asn Ile Arg Thr Gly Val  
 245 250 255  
 Arg Thr Ile Thr Thr Gly Ser Pro Ile Thr Tyr Ser Thr Tyr Gly Lys  
 260 265 270  
 Phe Leu Ala Asp Gly Gly Cys Ser Gly Gly Ala Tyr Asp Ile Ile Ile  
 275 280 285  
 Cys Asp Glu Cys His Ser Thr Asp Ala Thr Ser Ile Leu Gly Ile Gly  
 290 295 300  
 Thr Val Leu Asp Gln Ala Glu Thr Ala Gly Ala Arg Leu Thr Val Leu  
 305 310 315 320  
 Ala Thr Ala Thr Pro Pro Gly Ser Val Thr Val Pro His Pro Asn Ile  
 325 330 335  
 Glu Glu Val Ala Leu Ser Thr Thr Gly Glu Ile Pro Phe Tyr Gly Lys  
 340 345 350  
 Ala Ile Pro Leu Glu Ala Ile Lys Gly Gly Arg His Leu Ile Phe Cys  
 355 360 365

His Ser Lys Lys Lys Cys Asp Glu Leu Ala Ala Lys Leu Val Ala Leu  
 370 375 380  
 Gly Val Asn Ala Val Ala Tyr Tyr Arg Gly Leu Asp Val Ser Val Ile  
 385 390 395 400  
 Pro Thr Ser Gly Asp Val Val Val Val Ala Thr Asp Ala Leu Met Thr  
 405 410 415  
 Gly Phe Thr Gly Asp Phe Asp Ser Val Ile Asp Cys Asn Thr Cys Val  
 420 425 430  
 Thr Gln Thr Val Asp Phe Ser Leu Asp Pro Thr Phe Thr Ile Glu Thr  
 435 440 445  
 Ile Thr Leu Pro Gln Asp Ala Val Ser Arg Thr Gln Arg Arg Gly Arg  
 450 455 460  
 Thr Gly Arg Gly Lys Pro Gly Ile Tyr Arg Phe Val Ala Pro Gly Glu  
 465 470 475 480  
 Arg Pro Ser Gly Met Phe Asp Ser Ser Val Leu Cys Glu Cys Tyr Asp  
 485 490 495  
 Ala Gly Cys Ala Trp Tyr Glu Leu Thr Pro Ala Glu Thr Thr Val Arg  
 500 505 510  
 Leu Arg Ala Tyr Met Asn Thr Pro Gly Leu Pro Val Cys Gln Asp His  
 515 520 525  
 Leu Glu Phe Trp Glu Gly Val Phe Thr Gly Leu Thr His Ile Asp Ala  
 530 535 540  
 His Phe Leu Ser Gln Thr Lys Gln Ser Gly Glu Asn Leu Pro Tyr Leu  
 545 550 555 560  
 Val Ala Tyr Gln Ala Thr Val Cys Ala Arg Ala Gln Ala Pro Pro Pro  
 565 570 575  
 Ser Trp Asp Gln Met Trp Lys Cys Leu Ile Arg Leu Lys Pro Thr Leu  
 580 585 590  
 His Gly Pro Thr Pro Leu Leu Tyr Arg Leu Gly Ala Val Gln Asn Glu  
 595 600 605  
 Val Thr Leu Thr His Pro Val Thr Lys Tyr Ile Met Thr Cys Met Ser  
 610 615 620  
 Ala Asp Leu Glu Val Val Thr Ser Thr Trp Val Leu Val Gly Gly Val  
 625 630 635 640  
 Leu Ala Ala Leu Ala Ala Tyr Cys Leu Ser Thr Gly Cys Val Val Ile  
 645 650 655  
 Val Gly Arg Ile Val Leu Ser Gly Lys Pro Ala Ile Ile Pro Asp Arg  
 660 665 670  
 Glu Val Leu Tyr Arg Glu Phe Asp Glu Met Glu Glu Cys  
 675 680 685

<210> 85

<211> 685

<212> PRT

<213> Artificial Sequence

<220>

<223> Mutant Hepatitis C virus NS3/4A peptide

<400> 85

Ala Pro Ile Thr Ala Tyr Ala Gln Gln Thr Arg Gly Leu Leu Gly Cys  
 1 5 10 15  
 Ile Ile Thr Ser Leu Thr Gly Arg Asp Lys Asn Gln Val Glu Gly Glu  
 20 25 30  
 Val Gln Ile Val Ser Thr Ala Ala Gln Thr Phe Leu Ala Ala Cys Ile  
 35 40 45

Asn Gly Val Cys Trp Thr Val Tyr His Gly Ala Gly Thr Arg Thr Ile  
 50 55 60  
 Ala Ser Pro Lys Gly Pro Val Ile Gln Met Tyr Thr Asn Val Asp Gln  
 65 70 75 80  
 Asp Leu Val Gly Trp Pro Ala Pro Gln Gly Ala Arg Ser Leu Thr Pro  
 85 90 95  
 Cys Thr Cys Gly Ser Ser Asp Leu Tyr Leu Val Thr Arg His Ala Asp  
 100 105 110  
 Val Ile Pro Val Arg Arg Arg Gly Asp Gly Arg Gly Ser Leu Leu Ser  
 115 120 125  
 Pro Arg Pro Ile Ser Tyr Leu Lys Gly Ser Ser Gly Gly Pro Leu Leu  
 130 135 140  
 Cys Pro Ala Gly His Ala Val Gly Ile Phe Arg Ala Ala Val Cys Thr  
 145 150 155 160  
 Arg Gly Val Ala Lys Ala Val Asp Phe Ile Pro Val Glu Ser Leu Glu  
 165 170 175  
 Thr Thr Met Arg Ser Pro Val Phe Ser Asp Asn Ser Ser Pro Pro Ala  
 180 185 190  
 Val Pro Gln Ser Tyr Gln Val Ala His Leu His Ala Pro Thr Gly Ser  
 195 200 205  
 Gly Lys Ser Thr Lys Val Pro Ala Ala Tyr Ala Ala Gln Gly Tyr Lys  
 210 215 220  
 Val Leu Val Leu Asn Pro Ser Val Ala Ala Thr Met Gly Phe Gly Ala  
 225 230 235 240  
 Tyr Met Ser Lys Ala His Gly Ile Asp Pro Asn Ile Arg Thr Gly Val  
 245 250 255  
 Arg Thr Ile Thr Thr Gly Ser Pro Ile Thr Tyr Ser Thr Tyr Gly Lys  
 260 265 270  
 Phe Leu Ala Asp Gly Gly Cys Ser Gly Gly Ala Tyr Asp Ile Ile Ile  
 275 280 285  
 Cys Asp Glu Cys His Ser Thr Asp Ala Thr Ser Ile Leu Gly Ile Gly  
 290 295 300  
 Thr Val Leu Asp Gln Ala Glu Thr Ala Gly Ala Arg Leu Thr Val Leu  
 305 310 315 320  
 Ala Thr Ala Thr Pro Pro Gly Ser Val Thr Val Pro His Pro Asn Ile  
 325 330 335  
 Glu Glu Val Ala Leu Ser Thr Thr Gly Glu Ile Pro Phe Tyr Gly Lys  
 340 345 350  
 Ala Ile Pro Leu Glu Ala Ile Lys Gly Gly Arg His Leu Ile Phe Cys  
 355 360 365  
 His Ser Lys Lys Lys Cys Asp Glu Leu Ala Ala Lys Leu Val Ala Leu  
 370 375 380  
 Gly Val Asn Ala Val Ala Tyr Tyr Arg Gly Leu Asp Val Ser Val Ile  
 385 390 395 400  
 Pro Thr Ser Gly Asp Val Val Val Val Ala Thr Asp Ala Leu Met Thr  
 405 410 415  
 Gly Phe Thr Gly Asp Phe Asp Ser Val Ile Asp Cys Asn Thr Cys Val  
 420 425 430  
 Thr Gln Thr Val Asp Phe Ser Leu Asp Pro Thr Phe Thr Ile Glu Thr  
 435 440 445  
 Ile Thr Leu Pro Gln Asp Ala Val Ser Arg Thr Gln Arg Arg Gly Arg  
 450 455 460  
 Thr Gly Arg Gly Lys Pro Gly Ile Tyr Arg Phe Val Ala Pro Gly Glu  
 465 470 475 480  
 Arg Pro Ser Gly Met Phe Asp Ser Ser Val Leu Cys Glu Cys Tyr Asp  
 485 490 495  
 Ala Gly Cys Ala Trp Tyr Glu Leu Thr Pro Ala Glu Thr Thr Val Arg

```

                    500                                505                                510
Leu Arg Ala Tyr Met Asn Thr Pro Gly Leu Pro Val Cys Gln Asp His
                    515                                520                                525
Leu Glu Phe Trp Glu Gly Val Phe Thr Gly Leu Thr His Ile Asp Ala
                    530                                535                                540
His Phe Leu Ser Gln Thr Lys Gln Ser Gly Glu Asn Leu Pro Tyr Leu
545                    550                                555                                560
Val Ala Tyr Gln Ala Thr Val Cys Ala Arg Ala Gln Ala Pro Pro Pro
                    565                                570                                575
Ser Trp Asp Gln Met Trp Lys Cys Leu Ile Arg Leu Lys Pro Thr Leu
                    580                                585                                590
His Gly Pro Thr Pro Leu Leu Tyr Arg Leu Gly Ala Val Gln Asn Glu
595                    600                                605
Val Thr Leu Thr His Pro Val Thr Lys Tyr Ile Met Thr Cys Met Ser
610                    615                                620
Ala Asp Leu Glu Val Val Thr Ser Thr Trp Val Leu Val Gly Gly Val
625                    630                                635                                640
Leu Ala Ala Leu Ala Ala Tyr Cys Leu Ser Thr Gly Cys Val Val Ile
                    645                                650                                655
Val Gly Arg Ile Val Leu Ser Gly Lys Pro Ala Ile Ile Pro Asp Arg
660                    665                                670
Glu Val Leu Tyr Arg Glu Phe Asp Glu Met Glu Glu Cys
675                    680                                685

```

```

<210> 86
<211> 685
<212> PRT
<213> Artificial Sequence

<220>
<223> Mutant Hepatitis C virus NS3/4A peptide

```

```

<400> 86
Ala Pro Ile Thr Ala Tyr Ala Gln Gln Thr Arg Gly Leu Leu Gly Cys
 1                    5                                10                                15
Ile Ile Thr Ser Leu Thr Gly Arg Asp Lys Asn Gln Val Glu Gly Glu
20                    25                                30
Val Gln Ile Val Ser Thr Ala Ala Gln Thr Phe Leu Ala Thr Ala Ile
35                    40                                45
Asn Gly Val Cys Trp Thr Val Tyr His Gly Ala Gly Thr Arg Thr Ile
50                    55                                60
Ala Ser Pro Lys Gly Pro Val Ile Gln Met Tyr Thr Asn Val Asp Gln
65                    70                                75                                80
Asp Leu Val Gly Trp Pro Ala Pro Gln Gly Ala Arg Ser Leu Thr Pro
85                    90                                95
Cys Thr Cys Gly Ser Ser Asp Leu Tyr Leu Val Thr Arg His Ala Asp
100                   105                                110
Val Ile Pro Val Arg Arg Arg Gly Asp Gly Arg Gly Ser Leu Leu Ser
115                   120                                125
Pro Arg Pro Ile Ser Tyr Leu Lys Gly Ser Ser Gly Gly Pro Leu Leu
130                   135                                140
Cys Pro Ala Gly His Ala Val Gly Ile Phe Arg Ala Ala Val Cys Thr
145                   150                                155                                160
Arg Gly Val Ala Lys Ala Val Asp Phe Ile Pro Val Glu Ser Leu Glu
165                   170                                175
Thr Thr Met Arg Ser Pro Val Phe Ser Asp Asn Ser Ser Pro Pro Ala

```



			180					185					190			
Val	Pro	Gln	Ser	Tyr	Gln	Val	Ala	His	Leu	His	Ala	Pro	Thr	Gly	Ser	
			195					200					205			
Gly	Lys	Ser	Thr	Lys	Val	Pro	Ala	Ala	Tyr	Ala	Ala	Gln	Gly	Tyr	Lys	
			210					215					220			
Val	Leu	Val	Leu	Asn	Pro	Ser	Val	Ala	Ala	Thr	Met	Gly	Phe	Gly	Ala	
225					230					235					240	
Tyr	Met	Ser	Lys	Ala	His	Gly	Ile	Asp	Pro	Asn	Ile	Arg	Thr	Gly	Val	
				245					250					255		
Arg	Thr	Ile	Thr	Thr	Gly	Ser	Pro	Ile	Thr	Tyr	Ser	Thr	Tyr	Gly	Lys	
				260					265					270		
Phe	Leu	Ala	Asp	Gly	Gly	Cys	Ser	Gly	Gly	Ala	Tyr	Asp	Ile	Ile	Ile	
			275					280					285			
Cys	Asp	Glu	Cys	His	Ser	Thr	Asp	Ala	Thr	Ser	Ile	Leu	Gly	Ile	Gly	
			290					295					300			
Thr	Val	Leu	Asp	Gln	Ala	Glu	Thr	Ala	Gly	Ala	Arg	Leu	Thr	Val	Leu	
305					310					315					320	
Ala	Thr	Ala	Thr	Pro	Pro	Gly	Ser	Val	Thr	Val	Pro	His	Pro	Asn	Ile	
					325					330					335	
Glu	Glu	Val	Ala	Leu	Ser	Thr	Thr	Gly	Glu	Ile	Pro	Phe	Tyr	Gly	Lys	
			340					345						350		
Ala	Ile	Pro	Leu	Glu	Ala	Ile	Lys	Gly	Gly	Arg	His	Leu	Ile	Phe	Cys	
			355					360					365			
His	Ser	Lys	Lys	Lys	Cys	Asp	Glu	Leu	Ala	Ala	Lys	Leu	Val	Ala	Leu	
						375						380				
Gly	Val	Asn	Ala	Val	Ala	Tyr	Tyr	Arg	Gly	Leu	Asp	Val	Ser	Val	Ile	
385					390					395					400	
Pro	Thr	Ser	Gly	Asp	Val	Val	Val	Val	Ala	Thr	Asp	Ala	Leu	Met	Thr	
				405					410						415	
Gly	Phe	Thr	Gly	Asp	Phe	Asp	Ser	Val	Ile	Asp	Cys	Asn	Thr	Cys	Val	
			420					425						430		
Thr	Gln	Thr	Val	Asp	Phe	Ser	Leu	Asp	Pro	Thr	Phe	Thr	Ile	Glu	Thr	
			435					440						445		
Ile	Thr	Leu	Pro	Gln	Asp	Ala	Val	Ser	Arg	Thr	Gln	Arg	Arg	Gly	Arg	
			450					455				460				
Thr	Gly	Arg	Gly	Lys	Pro	Gly	Ile	Tyr	Arg	Phe	Val	Ala	Pro	Gly	Glu	
465					470					475					480	
Arg	Pro	Ser	Gly	Met	Phe	Asp	Ser	Ser	Val	Leu	Cys	Glu	Cys	Tyr	Asp	
				485					490						495	
Ala	Gly	Cys	Ala	Trp	Tyr	Glu	Leu	Thr	Pro	Ala	Glu	Thr	Thr	Val	Arg	
			500						505					510		
Leu	Arg	Ala	Tyr	Met	Asn	Thr	Pro	Gly	Leu	Pro	Val	Cys	Gln	Asp	His	
			515					520					525			
Leu	Glu	Phe	Trp	Glu	Gly	Val	Phe	Thr	Gly	Leu	Thr	His	Ile	Asp	Ala	
			530					535					540			
His	Phe	Leu	Ser	Gln	Thr	Lys	Gln	Ser	Gly	Glu	Asn	Leu	Pro	Tyr	Leu	
545					550					555					560	
Val	Ala	Tyr	Gln	Ala	Thr	Val	Cys	Ala	Arg	Ala	Gln	Ala	Pro	Pro	Pro	
				565					570						575	
Ser	Trp	Asp	Gln	Met	Trp	Lys	Cys	Leu	Ile	Arg	Leu	Lys	Pro	Thr	Leu	
			580					585						590		
His	Gly	Pro	Thr	Pro	Leu	Leu	Tyr	Arg	Leu	Gly	Ala	Val	Gln	Asn	Glu	
			595					600						605		
Val	Thr	Leu	Thr	His	Pro	Val	Thr	Lys	Tyr	Ile	Met	Thr	Cys	Met	Ser	
			610					615					620			
Ala	Asp	Leu	Glu	Val	Val	Thr	Ser	Thr	Trp	Val	Leu	Val	Gly	Gly	Val	
625					630					635					640	

Leu Ala Ala Leu Ala Ala Tyr Cys Leu Ser Thr Gly Cys Val Val Ile  
 645 650 655  
 Val Gly Arg Ile Val Leu Ser Gly Lys Pro Ala Ile Ile Pro Asp Arg  
 660 665 670  
 Glu Val Leu Tyr Arg Glu Phe Asp Glu Met Glu Glu Cys  
 675 680 685

<210> 87  
 <211> 685  
 <212> PRT  
 <213> Artificial Sequence

<220>  
 <223> Mutant Hepatitis C virus NS3/4A peptide

<400> 87  
 Ala Pro Ile Thr Ala Tyr Ala Gln Gln Thr Arg Gly Leu Leu Gly Cys  
 1 5 10 15  
 Ile Ile Thr Ser Leu Thr Gly Arg Asp Lys Asn Gln Val Glu Gly Glu  
 20 25 30  
 Val Gln Ile Val Ser Thr Ala Ala Gln Thr Phe Leu Ala Thr Cys Ala  
 35 40 45  
 Asn Gly Val Cys Trp Thr Val Tyr His Gly Ala Gly Thr Arg Thr Ile  
 50 55 60  
 Ala Ser Pro Lys Gly Pro Val Ile Gln Met Tyr Thr Asn Val Asp Gln  
 65 70 75 80  
 Asp Leu Val Gly Trp Pro Ala Pro Gln Gly Ala Arg Ser Leu Thr Pro  
 85 90 95  
 Cys Thr Cys Gly Ser Ser Asp Leu Tyr Leu Val Thr Arg His Ala Asp  
 100 105 110  
 Val Ile Pro Val Arg Arg Arg Gly Asp Gly Arg Gly Ser Leu Leu Ser  
 115 120 125  
 Pro Arg Pro Ile Ser Tyr Leu Lys Gly Ser Ser Gly Gly Pro Leu Leu  
 130 135 140  
 Cys Pro Ala Gly His Ala Val Gly Ile Phe Arg Ala Ala Val Cys Thr  
 145 150 155 160  
 Arg Gly Val Ala Lys Ala Val Asp Phe Ile Pro Val Glu Ser Leu Glu  
 165 170 175  
 Thr Thr Met Arg Ser Pro Val Phe Ser Asp Asn Ser Ser Pro Pro Ala  
 180 185 190  
 Val Pro Gln Ser Tyr Gln Val Ala His Leu His Ala Pro Thr Gly Ser  
 195 200 205  
 Gly Lys Ser Thr Lys Val Pro Ala Ala Tyr Ala Ala Gln Gly Tyr Lys  
 210 215 220  
 Val Leu Val Leu Asn Pro Ser Val Ala Ala Thr Met Gly Phe Gly Ala  
 225 230 235 240  
 Tyr Met Ser Lys Ala His Gly Ile Asp Pro Asn Ile Arg Thr Gly Val  
 245 250 255  
 Arg Thr Ile Thr Thr Gly Ser Pro Ile Thr Tyr Ser Thr Tyr Gly Lys  
 260 265 270  
 Phe Leu Ala Asp Gly Gly Cys Ser Gly Gly Ala Tyr Asp Ile Ile Ile  
 275 280 285  
 Cys Asp Glu Cys His Ser Thr Asp Ala Thr Ser Ile Leu Gly Ile Gly  
 290 295 300  
 Thr Val Leu Asp Gln Ala Glu Thr Ala Gly Ala Arg Leu Thr Val Leu  
 305 310 315 320

Ala Thr Ala Thr Pro Pro Gly Ser Val Thr Val Pro His Pro Asn Ile  
 325 330 335  
 Glu Glu Val Ala Leu Ser Thr Thr Gly Glu Ile Pro Phe Tyr Gly Lys  
 340 345 350  
 Ala Ile Pro Leu Glu Ala Ile Lys Gly Gly Arg His Leu Ile Phe Cys  
 355 360 365  
 His Ser Lys Lys Lys Cys Asp Glu Leu Ala Ala Lys Leu Val Ala Leu  
 370 375 380  
 Gly Val Asn Ala Val Ala Tyr Tyr Arg Gly Leu Asp Val Ser Val Ile  
 385 390 395 400  
 Pro Thr Ser Gly Asp Val Val Val Val Ala Thr Asp Ala Leu Met Thr  
 405 410 415  
 Gly Phe Thr Gly Asp Phe Asp Ser Val Ile Asp Cys Asn Thr Cys Val  
 420 425 430  
 Thr Gln Thr Val Asp Phe Ser Leu Asp Pro Thr Phe Thr Ile Glu Thr  
 435 440 445  
 Ile Thr Leu Pro Gln Asp Ala Val Ser Arg Thr Gln Arg Arg Gly Arg  
 450 455 460  
 Thr Gly Arg Gly Lys Pro Gly Ile Tyr Arg Phe Val Ala Pro Gly Glu  
 465 470 475 480  
 Arg Pro Ser Gly Met Phe Asp Ser Ser Val Leu Cys Glu Cys Tyr Asp  
 485 490 495  
 Ala Gly Cys Ala Trp Tyr Glu Leu Thr Pro Ala Glu Thr Thr Val Arg  
 500 505 510  
 Leu Arg Ala Tyr Met Asn Thr Pro Gly Leu Pro Val Cys Gln Asp His  
 515 520 525  
 Leu Glu Phe Trp Glu Gly Val Phe Thr Gly Leu Thr His Ile Asp Ala  
 530 535 540  
 His Phe Leu Ser Gln Thr Lys Gln Ser Gly Glu Asn Leu Pro Tyr Leu  
 545 550 555 560  
 Val Ala Tyr Gln Ala Thr Val Cys Ala Arg Ala Gln Ala Pro Pro Pro  
 565 570 575  
 Ser Trp Asp Gln Met Trp Lys Cys Leu Ile Arg Leu Lys Pro Thr Leu  
 580 585 590  
 His Gly Pro Thr Pro Leu Leu Tyr Arg Leu Gly Ala Val Gln Asn Glu  
 595 600 605  
 Val Thr Leu Thr His Pro Val Thr Lys Tyr Ile Met Thr Cys Met Ser  
 610 615 620  
 Ala Asp Leu Glu Val Val Thr Ser Thr Trp Val Leu Val Gly Gly Val  
 625 630 635 640  
 Leu Ala Ala Leu Ala Ala Tyr Cys Leu Ser Thr Gly Cys Val Val Ile  
 645 650 655  
 Val Gly Arg Ile Val Leu Ser Gly Lys Pro Ala Ile Ile Pro Asp Arg  
 660 665 670  
 Glu Val Leu Tyr Arg Glu Phe Asp Glu Met Glu Glu Cys  
 675 680 685

- <210> 88
- <211> 685
- <212> PRT
- <213> Artificial Sequence
  
- <220>
- <223> Mutant Hepatitis C virus NS3/4A peptide
  
- <400> 88

Ala Pro Ile Thr Ala Tyr Ala Gln Gln Thr Arg Gly Leu Leu Gly Cys  
 1 5 10 15  
 Ile Ile Thr Ser Leu Thr Gly Arg Asp Lys Asn Gln Val Glu Gly Glu  
 20 25 30  
 Val Gln Ile Val Ser Thr Ala Ala Gln Thr Phe Leu Ala Thr Cys Ile  
 35 40 45  
 Ala Gly Val Cys Trp Thr Val Tyr His Gly Ala Gly Thr Arg Thr Ile  
 50 55 60  
 Ala Ser Pro Lys Gly Pro Val Ile Gln Met Tyr Thr Asn Val Asp Gln  
 65 70 75 80  
 Asp Leu Val Gly Trp Pro Ala Pro Gln Gly Ala Arg Ser Leu Thr Pro  
 85 90 95  
 Cys Thr Cys Gly Ser Ser Asp Leu Tyr Leu Val Thr Arg His Ala Asp  
 100 105 110  
 Val Ile Pro Val Arg Arg Arg Gly Asp Gly Arg Gly Ser Leu Leu Ser  
 115 120 125  
 Pro Arg Pro Ile Ser Tyr Leu Lys Gly Ser Ser Gly Gly Pro Leu Leu  
 130 135 140  
 Cys Pro Ala Gly His Ala Val Gly Ile Phe Arg Ala Ala Val Cys Thr  
 145 150 155 160  
 Arg Gly Val Ala Lys Ala Val Asp Phe Ile Pro Val Glu Ser Leu Glu  
 165 170 175  
 Thr Thr Met Arg Ser Pro Val Phe Ser Asp Asn Ser Ser Pro Pro Ala  
 180 185 190  
 Val Pro Gln Ser Tyr Gln Val Ala His Leu His Ala Pro Thr Gly Ser  
 195 200 205  
 Gly Lys Ser Thr Lys Val Pro Ala Ala Tyr Ala Ala Gln Gly Tyr Lys  
 210 215 220  
 Val Leu Val Leu Asn Pro Ser Val Ala Ala Thr Met Gly Phe Gly Ala  
 225 230 235 240  
 Tyr Met Ser Lys Ala His Gly Ile Asp Pro Asn Ile Arg Thr Gly Val  
 245 250 255  
 Arg Thr Ile Thr Thr Gly Ser Pro Ile Thr Tyr Ser Thr Tyr Gly Lys  
 260 265 270  
 Phe Leu Ala Asp Gly Gly Cys Ser Gly Gly Ala Tyr Asp Ile Ile Ile  
 275 280 285  
 Cys Asp Glu Cys His Ser Thr Asp Ala Thr Ser Ile Leu Gly Ile Gly  
 290 295 300  
 Thr Val Leu Asp Gln Ala Glu Thr Ala Gly Ala Arg Leu Thr Val Leu  
 305 310 315 320  
 Ala Thr Ala Thr Pro Pro Gly Ser Val Thr Val Pro His Pro Asn Ile  
 325 330 335  
 Glu Glu Val Ala Leu Ser Thr Thr Gly Glu Ile Pro Phe Tyr Gly Lys  
 340 345 350  
 Ala Ile Pro Leu Glu Ala Ile Lys Gly Gly Arg His Leu Ile Phe Cys  
 355 360 365  
 His Ser Lys Lys Lys Cys Asp Glu Leu Ala Ala Lys Leu Val Ala Leu  
 370 375 380  
 Gly Val Asn Ala Val Ala Tyr Tyr Arg Gly Leu Asp Val Ser Val Ile  
 385 390 395 400  
 Pro Thr Ser Gly Asp Val Val Val Val Ala Thr Asp Ala Leu Met Thr  
 405 410 415  
 Gly Phe Thr Gly Asp Phe Asp Ser Val Ile Asp Cys Asn Thr Cys Val  
 420 425 430  
 Thr Gln Thr Val Asp Phe Ser Leu Asp Pro Thr Phe Thr Ile Glu Thr  
 435 440 445  
 Ile Thr Leu Pro Gln Asp Ala Val Ser Arg Thr Gln Arg Arg Gly Arg

450						455						460					
Thr	Gly	Arg	Gly	Lys	Pro	Gly	Ile	Tyr	Arg	Phe	Val	Ala	Pro	Gly	Glu		
465					470					475					480		
Arg	Pro	Ser	Gly	Met	Phe	Asp	Ser	Ser	Val	Leu	Cys	Glu	Cys	Tyr	Asp		
				485					490					495			
Ala	Gly	Cys	Ala	Trp	Tyr	Glu	Leu	Thr	Pro	Ala	Glu	Thr	Thr	Val	Arg		
			500					505					510				
Leu	Arg	Ala	Tyr	Met	Asn	Thr	Pro	Gly	Leu	Pro	Val	Cys	Gln	Asp	His		
		515					520					525					
Leu	Glu	Phe	Trp	Glu	Gly	Val	Phe	Thr	Gly	Leu	Thr	His	Ile	Asp	Ala		
	530					535					540						
His	Phe	Leu	Ser	Gln	Thr	Lys	Gln	Ser	Gly	Glu	Asn	Leu	Pro	Tyr	Leu		
545					550					555					560		
Val	Ala	Tyr	Gln	Ala	Thr	Val	Cys	Ala	Arg	Ala	Gln	Ala	Pro	Pro	Pro		
			565					570						575			
Ser	Trp	Asp	Gln	Met	Trp	Lys	Cys	Leu	Ile	Arg	Leu	Lys	Pro	Thr	Leu		
			580					585					590				
His	Gly	Pro	Thr	Pro	Leu	Leu	Tyr	Arg	Leu	Gly	Ala	Val	Gln	Asn	Glu		
		595					600					605					
Val	Thr	Leu	Thr	His	Pro	Val	Thr	Lys	Tyr	Ile	Met	Thr	Cys	Met	Ser		
	610					615						620					
Ala	Asp	Leu	Glu	Val	Val	Thr	Ser	Thr	Trp	Val	Leu	Val	Gly	Gly	Val		
625					630					635					640		
Leu	Ala	Ala	Leu	Ala	Ala	Tyr	Cys	Leu	Ser	Thr	Gly	Cys	Val	Val	Ile		
				645				650						655			
Val	Gly	Arg	Ile	Val	Leu	Ser	Gly	Lys	Pro	Ala	Ile	Ile	Pro	Asp	Arg		
			660					665					670				
Glu	Val	Leu	Tyr	Arg	Glu	Phe	Asp	Glu	Met	Glu	Glu	Cys					
		675					680					685					

<210> 89

<211> 685

<212> PRT

<213> Artificial Sequence

<220>

<223> Mutant Hepatitis C virus NS3/4A peptide

<400> 89

Ala	Pro	Ile	Thr	Ala	Tyr	Ala	Gln	Gln	Thr	Arg	Gly	Leu	Leu	Gly	Cys		
1				5					10					15			
Ile	Ile	Thr	Ser	Leu	Thr	Gly	Arg	Asp	Lys	Asn	Gln	Val	Glu	Gly	Glu		
			20					25					30				
Val	Gln	Ile	Val	Ser	Thr	Ala	Ala	Gln	Thr	Phe	Leu	Ala	Thr	Cys	Ile		
			35				40					45					
Asn	Ala	Val	Cys	Trp	Thr	Val	Tyr	His	Gly	Ala	Gly	Thr	Arg	Thr	Ile		
		50				55					60						
Ala	Ser	Pro	Lys	Gly	Pro	Val	Ile	Gln	Met	Tyr	Thr	Asn	Val	Asp	Gln		
65					70					75					80		
Asp	Leu	Val	Gly	Trp	Pro	Ala	Pro	Gln	Gly	Ala	Arg	Ser	Leu	Thr	Pro		
				85				90						95			
Cys	Thr	Cys	Gly	Ser	Ser	Asp	Leu	Tyr	Leu	Val	Thr	Arg	His	Ala	Asp		
			100					105					110				
Val	Ile	Pro	Val	Arg	Arg	Arg	Gly	Asp	Gly	Arg	Gly	Ser	Leu	Leu	Ser		
		115					120						125				
Pro	Arg	Pro	Ile	Ser	Tyr	Leu	Lys	Gly	Ser	Ser	Gly	Gly	Pro	Leu	Leu		

	130		135		140										
Cys	Pro	Ala	Gly	His	Ala	Val	Gly	Ile	Phe	Arg	Ala	Ala	Val	Cys	Thr
145					150					155					160
Arg	Gly	Val	Ala	Lys	Ala	Val	Asp	Phe	Ile	Pro	Val	Glu	Ser	Leu	Glu
				165					170						175
Thr	Thr	Met	Arg	Ser	Pro	Val	Phe	Ser	Asp	Asn	Ser	Ser	Pro	Pro	Ala
			180					185						190	
Val	Pro	Gln	Ser	Tyr	Gln	Val	Ala	His	Leu	His	Ala	Pro	Thr	Gly	Ser
		195					200					205			
Gly	Lys	Ser	Thr	Lys	Val	Pro	Ala	Ala	Tyr	Ala	Ala	Gln	Gly	Tyr	Lys
	210					215					220				
Val	Leu	Val	Leu	Asn	Pro	Ser	Val	Ala	Ala	Thr	Met	Gly	Phe	Gly	Ala
225				230						235					240
Tyr	Met	Ser	Lys	Ala	His	Gly	Ile	Asp	Pro	Asn	Ile	Arg	Thr	Gly	Val
				245					250					255	
Arg	Thr	Ile	Thr	Thr	Gly	Ser	Pro	Ile	Thr	Tyr	Ser	Thr	Tyr	Gly	Lys
			260					265						270	
Phe	Leu	Ala	Asp	Gly	Gly	Cys	Ser	Gly	Gly	Ala	Tyr	Asp	Ile	Ile	Ile
		275					280					285			
Cys	Asp	Glu	Cys	His	Ser	Thr	Asp	Ala	Thr	Ser	Ile	Leu	Gly	Ile	Gly
	290					295					300				
Thr	Val	Leu	Asp	Gln	Ala	Glu	Thr	Ala	Gly	Ala	Arg	Leu	Thr	Val	Leu
305				310						315					320
Ala	Thr	Ala	Thr	Pro	Pro	Gly	Ser	Val	Thr	Val	Pro	His	Pro	Asn	Ile
				325					330					335	
Glu	Glu	Val	Ala	Leu	Ser	Thr	Thr	Gly	Glu	Ile	Pro	Phe	Tyr	Gly	Lys
			340					345						350	
Ala	Ile	Pro	Leu	Glu	Ala	Ile	Lys	Gly	Gly	Arg	His	Leu	Ile	Phe	Cys
		355					360					365			
His	Ser	Lys	Lys	Lys	Cys	Asp	Glu	Leu	Ala	Ala	Lys	Leu	Val	Ala	Leu
	370					375					380				
Gly	Val	Asn	Ala	Val	Ala	Tyr	Tyr	Arg	Gly	Leu	Asp	Val	Ser	Val	Ile
385					390					395					400
Pro	Thr	Ser	Gly	Asp	Val	Val	Val	Val	Ala	Thr	Asp	Ala	Leu	Met	Thr
				405					410					415	
Gly	Phe	Thr	Gly	Asp	Phe	Asp	Ser	Val	Ile	Asp	Cys	Asn	Thr	Cys	Val
			420					425						430	
Thr	Gln	Thr	Val	Asp	Phe	Ser	Leu	Asp	Pro	Thr	Phe	Thr	Ile	Glu	Thr
		435					440						445		
Ile	Thr	Leu	Pro	Gln	Asp	Ala	Val	Ser	Arg	Thr	Gln	Arg	Arg	Gly	Arg
	450				455						460				
Thr	Gly	Arg	Gly	Lys	Pro	Gly	Ile	Tyr	Arg	Phe	Val	Ala	Pro	Gly	Glu
465					470					475					480
Arg	Pro	Ser	Gly	Met	Phe	Asp	Ser	Ser	Val	Leu	Cys	Glu	Cys	Tyr	Asp
				485					490					495	
Ala	Gly	Cys	Ala	Trp	Tyr	Glu	Leu	Thr	Pro	Ala	Glu	Thr	Thr	Val	Arg
			500					505						510	
Leu	Arg	Ala	Tyr	Met	Asn	Thr	Pro	Gly	Leu	Pro	Val	Cys	Gln	Asp	His
		515				520						525			
Leu	Glu	Phe	Trp	Glu	Gly	Val	Phe	Thr	Gly	Leu	Thr	His	Ile	Asp	Ala
	530				535						540				
His	Phe	Leu	Ser	Gln	Thr	Lys	Gln	Ser	Gly	Glu	Asn	Leu	Pro	Tyr	Leu
545					550					555					560
Val	Ala	Tyr	Gln	Ala	Thr	Val	Cys	Ala	Arg	Ala	Gln	Ala	Pro	Pro	Pro
				565					570					575	
Ser	Trp	Asp	Gln	Met	Trp	Lys	Cys	Leu	Ile	Arg	Leu	Lys	Pro	Thr	Leu
			580					585						590	

His Gly Pro Thr Pro Leu Leu Tyr Arg Leu Gly Ala Val Gln Asn Glu  
 595 600 605  
 Val Thr Leu Thr His Pro Val Thr Lys Tyr Ile Met Thr Cys Met Ser  
 610 615 620  
 Ala Asp Leu Glu Val Val Thr Ser Thr Trp Val Leu Val Gly Gly Val  
 625 630 635 640  
 Leu Ala Ala Leu Ala Ala Tyr Cys Leu Ser Thr Gly Cys Val Val Ile  
 645 650 655  
 Val Gly Arg Ile Val Leu Ser Gly Lys Pro Ala Ile Ile Pro Asp Arg  
 660 665 670  
 Glu Val Leu Tyr Arg Glu Phe Asp Glu Met Glu Glu Cys  
 675 680 685

<210> 90  
 <211> 685  
 <212> PRT  
 <213> Artificial Sequence

<220>  
 <223> Mutant Hepatitis C virus NS3/4A peptide

<400> 90  
 Ala Pro Ile Thr Ala Tyr Ala Gln Gln Thr Arg Gly Leu Leu Gly Cys  
 1 5 10 15  
 Ile Ile Thr Ser Leu Thr Gly Arg Asp Lys Asn Gln Val Glu Gly Glu  
 20 25 30  
 Val Gln Ile Val Ser Thr Ala Ala Gln Thr Phe Leu Ala Thr Cys Ile  
 35 40 45  
 Asn Gly Ala Cys Trp Thr Val Tyr His Gly Ala Gly Thr Arg Thr Ile  
 50 55 60  
 Ala Ser Pro Lys Gly Pro Val Ile Gln Met Tyr Thr Asn Val Asp Gln  
 65 70 75 80  
 Asp Leu Val Gly Trp Pro Ala Pro Gln Gly Ala Arg Ser Leu Thr Pro  
 85 90 95  
 Cys Thr Cys Gly Ser Ser Asp Leu Tyr Leu Val Thr Arg His Ala Asp  
 100 105 110  
 Val Ile Pro Val Arg Arg Arg Gly Asp Gly Arg Gly Ser Leu Leu Ser  
 115 120 125  
 Pro Arg Pro Ile Ser Tyr Leu Lys Gly Ser Ser Gly Gly Pro Leu Leu  
 130 135 140  
 Cys Pro Ala Gly His Ala Val Gly Ile Phe Arg Ala Ala Val Cys Thr  
 145 150 155 160  
 Arg Gly Val Ala Lys Ala Val Asp Phe Ile Pro Val Glu Ser Leu Glu  
 165 170 175  
 Thr Thr Met Arg Ser Pro Val Phe Ser Asp Asn Ser Ser Pro Pro Ala  
 180 185 190  
 Val Pro Gln Ser Tyr Gln Val Ala His Leu His Ala Pro Thr Gly Ser  
 195 200 205  
 Gly Lys Ser Thr Lys Val Pro Ala Ala Tyr Ala Ala Gln Gly Tyr Lys  
 210 215 220  
 Val Leu Val Leu Asn Pro Ser Val Ala Ala Thr Met Gly Phe Gly Ala  
 225 230 235 240  
 Tyr Met Ser Lys Ala His Gly Ile Asp Pro Asn Ile Arg Thr Gly Val  
 245 250 255  
 Arg Thr Ile Thr Thr Gly Ser Pro Ile Thr Tyr Ser Thr Tyr Gly Lys  
 260 265 270

Phe Leu Ala Asp Gly Gly Cys Ser Gly Gly Ala Tyr Asp Ile Ile Ile  
 275 280 285  
 Cys Asp Glu Cys His Ser Thr Asp Ala Thr Ser Ile Leu Gly Ile Gly  
 290 295 300  
 Thr Val Leu Asp Gln Ala Glu Thr Ala Gly Ala Arg Leu Thr Val Leu  
 305 310 315 320  
 Ala Thr Ala Thr Pro Gly Ser Val Thr Val Pro His Pro Asn Ile  
 325 330 335  
 Glu Glu Val Ala Leu Ser Thr Thr Gly Glu Ile Pro Phe Tyr Gly Lys  
 340 345 350  
 Ala Ile Pro Leu Glu Ala Ile Lys Gly Gly Arg His Leu Ile Phe Cys  
 355 360 365  
 His Ser Lys Lys Lys Cys Asp Glu Leu Ala Ala Lys Leu Val Ala Leu  
 370 375 380  
 Gly Val Asn Ala Val Ala Tyr Tyr Arg Gly Leu Asp Val Ser Val Ile  
 385 390 395 400  
 Pro Thr Ser Gly Asp Val Val Val Val Ala Thr Asp Ala Leu Met Thr  
 405 410 415  
 Gly Phe Thr Gly Asp Phe Asp Ser Val Ile Asp Cys Asn Thr Cys Val  
 420 425 430  
 Thr Gln Thr Val Asp Phe Ser Leu Asp Pro Thr Phe Thr Ile Glu Thr  
 435 440 445  
 Ile Thr Leu Pro Gln Asp Ala Val Ser Arg Thr Gln Arg Arg Gly Arg  
 450 455 460  
 Thr Gly Arg Gly Lys Pro Gly Ile Tyr Arg Phe Val Ala Pro Gly Glu  
 465 470 475 480  
 Arg Pro Ser Gly Met Phe Asp Ser Ser Val Leu Cys Glu Cys Tyr Asp  
 485 490 495  
 Ala Gly Cys Ala Trp Tyr Glu Leu Thr Pro Ala Glu Thr Thr Val Arg  
 500 505 510  
 Leu Arg Ala Tyr Met Asn Thr Pro Gly Leu Pro Val Cys Gln Asp His  
 515 520 525  
 Leu Glu Phe Trp Glu Gly Val Phe Thr Gly Leu Thr His Ile Asp Ala  
 530 535 540  
 His Phe Leu Ser Gln Thr Lys Gln Ser Gly Glu Asn Leu Pro Tyr Leu  
 545 550 555 560  
 Val Ala Tyr Gln Ala Thr Val Cys Ala Arg Ala Gln Ala Pro Pro Pro  
 565 570 575  
 Ser Trp Asp Gln Met Trp Lys Cys Leu Ile Arg Leu Lys Pro Thr Leu  
 580 585 590  
 His Gly Pro Thr Pro Leu Leu Tyr Arg Leu Gly Ala Val Gln Asn Glu  
 595 600 605  
 Val Thr Leu Thr His Pro Val Thr Lys Tyr Ile Met Thr Cys Met Ser  
 610 615 620  
 Ala Asp Leu Glu Val Val Thr Ser Thr Trp Val Leu Val Gly Gly Val  
 625 630 635 640  
 Leu Ala Ala Leu Ala Ala Tyr Cys Leu Ser Thr Gly Cys Val Val Ile  
 645 650 655  
 Val Gly Arg Ile Val Leu Ser Gly Lys Pro Ala Ile Ile Pro Asp Arg  
 660 665 670  
 Glu Val Leu Tyr Arg Glu Phe Asp Glu Met Glu Glu Cys  
 675 680 685

<210> 91  
 <211> 685  
 <212> PRT



<213> Artificial Sequence

<220>

<223> Mutant Hepatitis C virus NS3/4A peptide

<400> 91

```

Ala Pro Ile Thr Ala Tyr Ala Gln Gln Thr Arg Gly Leu Leu Gly Cys
 1           5           10           15
Ile Ile Thr Ser Leu Thr Gly Arg Asp Lys Asn Gln Val Glu Gly Glu
           20           25           30
Val Gln Ile Val Ser Thr Ala Ala Gln Thr Phe Leu Ala Thr Cys Ile
           35           40           45
Asn Gly Val Ala Trp Thr Val Tyr His Gly Ala Gly Thr Arg Thr Ile
 50           55           60
Ala Ser Pro Lys Gly Pro Val Ile Gln Met Tyr Thr Asn Val Asp Gln
 65           70           75           80
Asp Leu Val Gly Trp Pro Ala Pro Gln Gly Ala Arg Ser Leu Thr Pro
           85           90           95
Cys Thr Cys Gly Ser Ser Asp Leu Tyr Leu Val Thr Arg His Ala Asp
 100           105           110
Val Ile Pro Val Arg Arg Arg Gly Asp Gly Arg Gly Ser Leu Leu Ser
 115           120           125
Pro Arg Pro Ile Ser Tyr Leu Lys Gly Ser Ser Gly Gly Pro Leu Leu
 130           135           140
Cys Pro Ala Gly His Ala Val Gly Ile Phe Arg Ala Ala Val Cys Thr
 145           150           155           160
Arg Gly Val Ala Lys Ala Val Asp Phe Ile Pro Val Glu Ser Leu Glu
           165           170           175
Thr Thr Met Arg Ser Pro Val Phe Ser Asp Asn Ser Ser Pro Pro Ala
 180           185           190
Val Pro Gln Ser Tyr Gln Val Ala His Leu His Ala Pro Thr Gly Ser
 195           200           205
Gly Lys Ser Thr Lys Val Pro Ala Ala Tyr Ala Ala Gln Gly Tyr Lys
 210           215           220
Val Leu Val Leu Asn Pro Ser Val Ala Ala Thr Met Gly Phe Gly Ala
 225           230           235           240
Tyr Met Ser Lys Ala His Gly Ile Asp Pro Asn Ile Arg Thr Gly Val
           245           250           255
Arg Thr Ile Thr Thr Gly Ser Pro Ile Thr Tyr Ser Thr Tyr Gly Lys
 260           265           270
Phe Leu Ala Asp Gly Gly Cys Ser Gly Gly Ala Tyr Asp Ile Ile Ile
 275           280           285
Cys Asp Glu Cys His Ser Thr Asp Ala Thr Ser Ile Leu Gly Ile Gly
 290           295           300
Thr Val Leu Asp Gln Ala Glu Thr Ala Gly Ala Arg Leu Thr Val Leu
 305           310           315           320
Ala Thr Ala Thr Pro Pro Gly Ser Val Thr Val Pro His Pro Asn Ile
           325           330           335
Glu Glu Val Ala Leu Ser Thr Thr Gly Glu Ile Pro Phe Tyr Gly Lys
 340           345           350
Ala Ile Pro Leu Glu Ala Ile Lys Gly Gly Arg His Leu Ile Phe Cys
 355           360           365
His Ser Lys Lys Lys Cys Asp Glu Leu Ala Ala Lys Leu Val Ala Leu
 370           375           380
Gly Val Asn Ala Val Ala Tyr Tyr Arg Gly Leu Asp Val Ser Val Ile
 385           390           395           400
Pro Thr Ser Gly Asp Val Val Val Val Ala Thr Asp Ala Leu Met Thr

```

405 410 415  
 Gly Phe Thr Gly Asp Phe Asp Ser Val Ile Asp Cys Asn Thr Cys Val  
 420 425 430  
 Thr Gln Thr Val Asp Phe Ser Leu Asp Pro Thr Phe Thr Ile Glu Thr  
 435 440 445  
 Ile Thr Leu Pro Gln Asp Ala Val Ser Arg Thr Gln Arg Arg Gly Arg  
 450 455 460  
 Thr Gly Arg Gly Lys Pro Gly Ile Tyr Arg Phe Val Ala Pro Gly Glu  
 465 470 475 480  
 Arg Pro Ser Gly Met Phe Asp Ser Ser Val Leu Cys Glu Cys Tyr Asp  
 485 490 495  
 Ala Gly Cys Ala Trp Tyr Glu Leu Thr Pro Ala Glu Thr Thr Val Arg  
 500 505 510  
 Leu Arg Ala Tyr Met Asn Thr Pro Gly Leu Pro Val Cys Gln Asp His  
 515 520 525  
 Leu Glu Phe Trp Glu Gly Val Phe Thr Gly Leu Thr His Ile Asp Ala  
 530 535 540  
 His Phe Leu Ser Gln Thr Lys Gln Ser Gly Glu Asn Leu Pro Tyr Leu  
 545 550 555 560  
 Val Ala Tyr Gln Ala Thr Val Cys Ala Arg Ala Gln Ala Pro Pro Pro  
 565 570 575  
 Ser Trp Asp Gln Met Trp Lys Cys Leu Ile Arg Leu Lys Pro Thr Leu  
 580 585 590  
 His Gly Pro Thr Pro Leu Leu Tyr Arg Leu Gly Ala Val Gln Asn Glu  
 595 600 605  
 Val Thr Leu Thr His Pro Val Thr Lys Tyr Ile Met Thr Cys Met Ser  
 610 615 620  
 Ala Asp Leu Glu Val Val Thr Ser Thr Trp Val Leu Val Gly Gly Val  
 625 630 635 640  
 Leu Ala Ala Leu Ala Ala Tyr Cys Leu Ser Thr Gly Cys Val Val Ile  
 645 650 655  
 Val Gly Arg Ile Val Leu Ser Gly Lys Pro Ala Ile Ile Pro Asp Arg  
 660 665 670  
 Glu Val Leu Tyr Arg Glu Phe Asp Glu Met Glu Glu Cys  
 675 680 685

<210> 92

<211> 685

<212> PRT

<213> Artificial Sequence

<220>

<223> Mutant Hepatitis C virus NS3/4A peptide

<400> 92

Ala Pro Ile Thr Ala Tyr Ala Gln Gln Thr Arg Gly Leu Leu Gly Cys  
 1 5 10 15  
 Ile Ile Thr Ser Leu Thr Gly Arg Asp Lys Asn Gln Val Glu Gly Glu  
 20 25 30  
 Val Gln Ile Val Ser Thr Ala Ala Gln Thr Phe Leu Ala Thr Cys Ile  
 35 40 45  
 Asn Gly Val Cys Ala Thr Val Tyr His Gly Ala Gly Thr Arg Thr Ile  
 50 55 60  
 Ala Ser Pro Lys Gly Pro Val Ile Gln Met Tyr Thr Asn Val Asp Gln  
 65 70 75 80  
 Asp Leu Val Gly Trp Pro Ala Pro Gln Gly Ala Arg Ser Leu Thr Pro

				85					90					95	
Cys	Thr	Cys	Gly	Ser	Ser	Asp	Leu	Tyr	Leu	Val	Thr	Arg	His	Ala	Asp
			100					105					110		
Val	Ile	Pro	Val	Arg	Arg	Arg	Gly	Asp	Gly	Arg	Gly	Ser	Leu	Leu	Ser
		115					120					125			
Pro	Arg	Pro	Ile	Ser	Tyr	Leu	Lys	Gly	Ser	Ser	Gly	Gly	Pro	Leu	Leu
		130				135					140				
Cys	Pro	Ala	Gly	His	Ala	Val	Gly	Ile	Phe	Arg	Ala	Ala	Val	Cys	Thr
145					150					155					160
Arg	Gly	Val	Ala	Lys	Ala	Val	Asp	Phe	Ile	Pro	Val	Glu	Ser	Leu	Glu
				165					170					175	
Thr	Thr	Met	Arg	Ser	Pro	Val	Phe	Ser	Asp	Asn	Ser	Ser	Pro	Pro	Ala
		180						185					190		
Val	Pro	Gln	Ser	Tyr	Gln	Val	Ala	His	Leu	His	Ala	Pro	Thr	Gly	Ser
		195					200					205			
Gly	Lys	Ser	Thr	Lys	Val	Pro	Ala	Ala	Tyr	Ala	Ala	Gln	Gly	Tyr	Lys
		210				215					220				
Val	Leu	Val	Leu	Asn	Pro	Ser	Val	Ala	Ala	Thr	Met	Gly	Phe	Gly	Ala
225				230						235					240
Tyr	Met	Ser	Lys	Ala	His	Gly	Ile	Asp	Pro	Asn	Ile	Arg	Thr	Gly	Val
				245					250					255	
Arg	Thr	Ile	Thr	Thr	Gly	Ser	Pro	Ile	Thr	Tyr	Ser	Thr	Tyr	Gly	Lys
			260					265						270	
Phe	Leu	Ala	Asp	Gly	Gly	Cys	Ser	Gly	Gly	Ala	Tyr	Asp	Ile	Ile	Ile
		275					280					285			
Cys	Asp	Glu	Cys	His	Ser	Thr	Asp	Ala	Thr	Ser	Ile	Leu	Gly	Ile	Gly
		290				295					300				
Thr	Val	Leu	Asp	Gln	Ala	Glu	Thr	Ala	Gly	Ala	Arg	Leu	Thr	Val	Leu
305					310					315					320
Ala	Thr	Ala	Thr	Pro	Pro	Gly	Ser	Val	Thr	Val	Pro	His	Pro	Asn	Ile
				325						330				335	
Glu	Glu	Val	Ala	Leu	Ser	Thr	Thr	Gly	Glu	Ile	Pro	Phe	Tyr	Gly	Lys
			340					345					350		
Ala	Ile	Pro	Leu	Glu	Ala	Ile	Lys	Gly	Gly	Arg	His	Leu	Ile	Phe	Cys
		355					360					365			
His	Ser	Lys	Lys	Lys	Cys	Asp	Glu	Leu	Ala	Ala	Lys	Leu	Val	Ala	Leu
		370				375					380				
Gly	Val	Asn	Ala	Val	Ala	Tyr	Tyr	Arg	Gly	Leu	Asp	Val	Ser	Val	Ile
385					390					395					400
Pro	Thr	Ser	Gly	Asp	Val	Val	Val	Val	Ala	Thr	Asp	Ala	Leu	Met	Thr
				405					410					415	
Gly	Phe	Thr	Gly	Asp	Phe	Asp	Ser	Val	Ile	Asp	Cys	Asn	Thr	Cys	Val
			420					425					430		
Thr	Gln	Thr	Val	Asp	Phe	Ser	Leu	Asp	Pro	Thr	Phe	Thr	Ile	Glu	Thr
		435					440					445			
Ile	Thr	Leu	Pro	Gln	Asp	Ala	Val	Ser	Arg	Thr	Gln	Arg	Arg	Gly	Arg
		450				455					460				
Thr	Gly	Arg	Gly	Lys	Pro	Gly	Ile	Tyr	Arg	Phe	Val	Ala	Pro	Gly	Glu
465					470					475					480
Arg	Pro	Ser	Gly	Met	Phe	Asp	Ser	Ser	Val	Leu	Cys	Glu	Cys	Tyr	Asp
				485					490					495	
Ala	Gly	Cys	Ala	Trp	Tyr	Glu	Leu	Thr	Pro	Ala	Glu	Thr	Thr	Val	Arg
			500					505					510		
Leu	Arg	Ala	Tyr	Met	Asn	Thr	Pro	Gly	Leu	Pro	Val	Cys	Gln	Asp	His
		515				520						525			
Leu	Glu	Phe	Trp	Glu	Gly	Val	Phe	Thr	Gly	Leu	Thr	His	Ile	Asp	Ala
		530				535						540			

His Phe Leu Ser Gln Thr Lys Gln Ser Gly Glu Asn Leu Pro Tyr Leu  
 545 550 555 560  
 Val Ala Tyr Gln Ala Thr Val Cys Ala Arg Ala Gln Ala Pro Pro Pro  
 565 570 575  
 Ser Trp Asp Gln Met Trp Lys Cys Leu Ile Arg Leu Lys Pro Thr Leu  
 580 585 590  
 His Gly Pro Thr Pro Leu Leu Tyr Arg Leu Gly Ala Val Gln Asn Glu  
 595 600 605  
 Val Thr Leu Thr His Pro Val Thr Lys Tyr Ile Met Thr Cys Met Ser  
 610 615 620  
 Ala Asp Leu Glu Val Val Thr Ser Thr Trp Val Leu Val Gly Gly Val  
 625 630 635 640  
 Leu Ala Ala Leu Ala Ala Tyr Cys Leu Ser Thr Gly Cys Val Val Ile  
 645 650 655  
 Val Gly Arg Ile Val Leu Ser Gly Lys Pro Ala Ile Ile Pro Asp Arg  
 660 665 670  
 Glu Val Leu Tyr Arg Glu Phe Asp Glu Met Glu Glu Cys  
 675 680 685

<210> 93  
 <211> 685  
 <212> PRT  
 <213> Artificial Sequence

<220>  
 <223> Mutant Hepatitis C virus NS3/4A peptide

<400> 93  
 Ala Pro Ile Thr Ala Tyr Ala Gln Gln Thr Arg Gly Leu Leu Gly Cys  
 1 5 10 15  
 Ile Ile Thr Ser Leu Thr Gly Arg Asp Lys Asn Gln Val Glu Gly Glu  
 20 25 30  
 Val Gln Ile Val Ser Thr Ala Ala Gln Thr Phe Leu Ala Thr Cys Ile  
 35 40 45  
 Asn Gly Val Cys Trp Ala Val Tyr His Gly Ala Gly Thr Arg Thr Ile  
 50 55 60  
 Ala Ser Pro Lys Gly Pro Val Ile Gln Met Tyr Thr Asn Val Asp Gln  
 65 70 75 80  
 Asp Leu Val Gly Trp Pro Ala Pro Gln Gly Ala Arg Ser Leu Thr Pro  
 85 90 95  
 Cys Thr Cys Gly Ser Ser Asp Leu Tyr Leu Val Thr Arg His Ala Asp  
 100 105 110  
 Val Ile Pro Val Arg Arg Arg Gly Asp Gly Arg Gly Ser Leu Leu Ser  
 115 120 125  
 Pro Arg Pro Ile Ser Tyr Leu Lys Gly Ser Ser Gly Gly Pro Leu Leu  
 130 135 140  
 Cys Pro Ala Gly His Ala Val Gly Ile Phe Arg Ala Ala Val Cys Thr  
 145 150 155 160  
 Arg Gly Val Ala Lys Ala Val Asp Phe Ile Pro Val Glu Ser Leu Glu  
 165 170 175  
 Thr Thr Met Arg Ser Pro Val Phe Ser Asp Asn Ser Ser Pro Pro Ala  
 180 185 190  
 Val Pro Gln Ser Tyr Gln Val Ala His Leu His Ala Pro Thr Gly Ser  
 195 200 205  
 Gly Lys Ser Thr Lys Val Pro Ala Ala Tyr Ala Ala Gln Gly Tyr Lys  
 210 215 220

Val Leu Val Leu Asn Pro Ser Val Ala Ala Thr Met Gly Phe Gly Ala  
 225 230 235 240  
 Tyr Met Ser Lys Ala His Gly Ile Asp Pro Asn Ile Arg Thr Gly Val  
 245 250 255  
 Arg Thr Ile Thr Thr Gly Ser Pro Ile Thr Tyr Ser Thr Tyr Gly Lys  
 260 265 270  
 Phe Leu Ala Asp Gly Gly Cys Ser Gly Gly Ala Tyr Asp Ile Ile Ile  
 275 280 285  
 Cys Asp Glu Cys His Ser Thr Asp Ala Thr Ser Ile Leu Gly Ile Gly  
 290 295 300  
 Thr Val Leu Asp Gln Ala Glu Thr Ala Gly Ala Arg Leu Thr Val Leu  
 305 310 315 320  
 Ala Thr Ala Thr Pro Pro Gly Ser Val Thr Val Pro His Pro Asn Ile  
 325 330 335  
 Glu Glu Val Ala Leu Ser Thr Thr Gly Glu Ile Pro Phe Tyr Gly Lys  
 340 345 350  
 Ala Ile Pro Leu Glu Ala Ile Lys Gly Gly Arg His Leu Ile Phe Cys  
 355 360 365  
 His Ser Lys Lys Lys Cys Asp Glu Leu Ala Ala Lys Leu Val Ala Leu  
 370 375 380  
 Gly Val Asn Ala Val Ala Tyr Tyr Arg Gly Leu Asp Val Ser Val Ile  
 385 390 395 400  
 Pro Thr Ser Gly Asp Val Val Val Val Ala Thr Asp Ala Leu Met Thr  
 405 410 415  
 Gly Phe Thr Gly Asp Phe Asp Ser Val Ile Asp Cys Asn Thr Cys Val  
 420 425 430  
 Thr Gln Thr Val Asp Phe Ser Leu Asp Pro Thr Phe Thr Ile Glu Thr  
 435 440 445  
 Ile Thr Leu Pro Gln Asp Ala Val Ser Arg Thr Gln Arg Arg Gly Arg  
 450 455 460  
 Thr Gly Arg Gly Lys Pro Gly Ile Tyr Arg Phe Val Ala Pro Gly Glu  
 465 470 475 480  
 Arg Pro Ser Gly Met Phe Asp Ser Ser Val Leu Cys Glu Cys Tyr Asp  
 485 490 495  
 Ala Gly Cys Ala Trp Tyr Glu Leu Thr Pro Ala Glu Thr Thr Val Arg  
 500 505 510  
 Leu Arg Ala Tyr Met Asn Thr Pro Gly Leu Pro Val Cys Gln Asp His  
 515 520 525  
 Leu Glu Phe Trp Glu Gly Val Phe Thr Gly Leu Thr His Ile Asp Ala  
 530 535 540  
 His Phe Leu Ser Gln Thr Lys Gln Ser Gly Glu Asn Leu Pro Tyr Leu  
 545 550 555 560  
 Val Ala Tyr Gln Ala Thr Val Cys Ala Arg Ala Gln Ala Pro Pro Pro  
 565 570 575  
 Ser Trp Asp Gln Met Trp Lys Cys Leu Ile Arg Leu Lys Pro Thr Leu  
 580 585 590  
 His Gly Pro Thr Pro Leu Leu Tyr Arg Leu Gly Ala Val Gln Asn Glu  
 595 600 605  
 Val Thr Leu Thr His Pro Val Thr Lys Tyr Ile Met Thr Cys Met Ser  
 610 615 620  
 Ala Asp Leu Glu Val Val Thr Ser Thr Trp Val Leu Val Gly Gly Val  
 625 630 635 640  
 Leu Ala Ala Leu Ala Ala Tyr Cys Leu Ser Thr Gly Cys Val Val Ile  
 645 650 655  
 Val Gly Arg Ile Val Leu Ser Gly Lys Pro Ala Ile Ile Pro Asp Arg  
 660 665 670  
 Glu Val Leu Tyr Arg Glu Phe Asp Glu Met Glu Glu Cys

675

680

685

<210> 94

<211> 685

<212> PRT

<213> Artificial Sequence

<220>

<223> Mutant Hepatitis C virus NS3/4A peptide

<400> 94

Ala Pro Ile Thr Ala Tyr Ala Gln Gln Thr Arg Gly Leu Leu Gly Cys  
 1 5 10 15  
 Ile Ile Thr Ser Leu Thr Gly Arg Asp Lys Asn Gln Val Glu Gly Glu  
 20 25 30  
 Val Gln Ile Val Ser Thr Ala Ala Gln Thr Phe Leu Ala Thr Cys Ile  
 35 40 45  
 Asn Gly Val Cys Trp Thr Ala Tyr His Gly Ala Gly Thr Arg Thr Ile  
 50 55 60  
 Ala Ser Pro Lys Gly Pro Val Ile Gln Met Tyr Thr Asn Val Asp Gln  
 65 70 75 80  
 Asp Leu Val Gly Trp Pro Ala Pro Gln Gly Ala Arg Ser Leu Thr Pro  
 85 90 95  
 Cys Thr Cys Gly Ser Ser Asp Leu Tyr Leu Val Thr Arg His Ala Asp  
 100 105 110  
 Val Ile Pro Val Arg Arg Arg Gly Asp Gly Arg Gly Ser Leu Leu Ser  
 115 120 125  
 Pro Arg Pro Ile Ser Tyr Leu Lys Gly Ser Ser Gly Gly Pro Leu Leu  
 130 135 140  
 Cys Pro Ala Gly His Ala Val Gly Ile Phe Arg Ala Ala Val Cys Thr  
 145 150 155 160  
 Arg Gly Val Ala Lys Ala Val Asp Phe Ile Pro Val Glu Ser Leu Glu  
 165 170 175  
 Thr Thr Met Arg Ser Pro Val Phe Ser Asp Asn Ser Ser Pro Pro Ala  
 180 185 190  
 Val Pro Gln Ser Tyr Gln Val Ala His Leu His Ala Pro Thr Gly Ser  
 195 200 205  
 Gly Lys Ser Thr Lys Val Pro Ala Ala Tyr Ala Ala Gln Gly Tyr Lys  
 210 215 220  
 Val Leu Val Leu Asn Pro Ser Val Ala Ala Thr Met Gly Phe Gly Ala  
 225 230 235 240  
 Tyr Met Ser Lys Ala His Gly Ile Asp Pro Asn Ile Arg Thr Gly Val  
 245 250 255  
 Arg Thr Ile Thr Thr Gly Ser Pro Ile Thr Tyr Ser Thr Tyr Gly Lys  
 260 265 270  
 Phe Leu Ala Asp Gly Gly Cys Ser Gly Gly Ala Tyr Asp Ile Ile Ile  
 275 280 285  
 Cys Asp Glu Cys His Ser Thr Asp Ala Thr Ser Ile Leu Gly Ile Gly  
 290 295 300  
 Thr Val Leu Asp Gln Ala Glu Thr Ala Gly Ala Arg Leu Thr Val Leu  
 305 310 315 320  
 Ala Thr Ala Thr Pro Pro Gly Ser Val Thr Val Pro His Pro Asn Ile  
 325 330 335  
 Glu Glu Val Ala Leu Ser Thr Thr Gly Glu Ile Pro Phe Tyr Gly Lys  
 340 345 350  
 Ala Ile Pro Leu Glu Ala Ile Lys Gly Gly Arg His Leu Ile Phe Cys

		355					360					365			
His	Ser	Lys	Lys	Lys	Cys	Asp	Glu	Leu	Ala	Ala	Lys	Leu	Val	Ala	Leu
		370				375					380				
Gly	Val	Asn	Ala	Val	Ala	Tyr	Tyr	Arg	Gly	Leu	Asp	Val	Ser	Val	Ile
385					390					395					400
Pro	Thr	Ser	Gly	Asp	Val	Val	Val	Val	Ala	Thr	Asp	Ala	Leu	Met	Thr
				405					410					415	
Gly	Phe	Thr	Gly	Asp	Phe	Asp	Ser	Val	Ile	Asp	Cys	Asn	Thr	Cys	Val
			420					425					430		
Thr	Gln	Thr	Val	Asp	Phe	Ser	Leu	Asp	Pro	Thr	Phe	Thr	Ile	Glu	Thr
			435					440					445		
Ile	Thr	Leu	Pro	Gln	Asp	Ala	Val	Ser	Arg	Thr	Gln	Arg	Arg	Gly	Arg
			450			455					460				
Thr	Gly	Arg	Gly	Lys	Pro	Gly	Ile	Tyr	Arg	Phe	Val	Ala	Pro	Gly	Glu
465					470					475					480
Arg	Pro	Ser	Gly	Met	Phe	Asp	Ser	Ser	Val	Leu	Cys	Glu	Cys	Tyr	Asp
				485					490					495	
Ala	Gly	Cys	Ala	Trp	Tyr	Glu	Leu	Thr	Pro	Ala	Glu	Thr	Thr	Val	Arg
			500					505						510	
Leu	Arg	Ala	Tyr	Met	Asn	Thr	Pro	Gly	Leu	Pro	Val	Cys	Gln	Asp	His
			515				520					525			
Leu	Glu	Phe	Trp	Glu	Gly	Val	Phe	Thr	Gly	Leu	Thr	His	Ile	Asp	Ala
			530			535					540				
His	Phe	Leu	Ser	Gln	Thr	Lys	Gln	Ser	Gly	Glu	Asn	Leu	Pro	Tyr	Leu
545					550					555					560
Val	Ala	Tyr	Gln	Ala	Thr	Val	Cys	Ala	Arg	Ala	Gln	Ala	Pro	Pro	Pro
				565				570						575	
Ser	Trp	Asp	Gln	Met	Trp	Lys	Cys	Leu	Ile	Arg	Leu	Lys	Pro	Thr	Leu
			580					585					590		
His	Gly	Pro	Thr	Pro	Leu	Leu	Tyr	Arg	Leu	Gly	Ala	Val	Gln	Asn	Glu
		595					600					605			
Val	Thr	Leu	Thr	His	Pro	Val	Thr	Lys	Tyr	Ile	Met	Thr	Cys	Met	Ser
			610			615					620				
Ala	Asp	Leu	Glu	Val	Val	Thr	Ser	Thr	Trp	Val	Leu	Val	Gly	Gly	Val
625					630					635					640
Leu	Ala	Ala	Leu	Ala	Ala	Tyr	Cys	Leu	Ser	Thr	Gly	Cys	Val	Val	Ile
				645				650						655	
Val	Gly	Arg	Ile	Val	Leu	Ser	Gly	Lys	Pro	Ala	Ile	Ile	Pro	Asp	Arg
			660				665						670		
Glu	Val	Leu	Tyr	Arg	Glu	Phe	Asp	Glu	Met	Glu	Glu	Cys			
		675					680					685			

<210> 95  
 <211> 685  
 <212> PRT  
 <213> Artificial Sequence

<220>  
 <223> Mutant Hepatitis C virus NS3/4A peptide

<400> 95  
 Ala Pro Ile Thr Ala Tyr Ala Gln Gln Thr Arg Gly Leu Leu Gly Cys  
 1 5 10 15  
 Ile Ile Thr Ser Leu Thr Gly Arg Asp Lys Asn Gln Val Glu Gly Glu  
 20 25 30  
 Val Gln Ile Val Ser Thr Ala Ala Gln Thr Phe Leu Ala Thr Cys Ile

	35					40					45				
Asn	Gly	Val	Cys	Trp	Thr	Val	Ala	His	Gly	Ala	Gly	Thr	Arg	Thr	Ile
50						55					60				
Ala	Ser	Pro	Lys	Gly	Pro	Val	Ile	Gln	Met	Tyr	Thr	Asn	Val	Asp	Gln
65						70				75					80
Asp	Leu	Val	Gly	Trp	Pro	Ala	Pro	Gln	Gly	Ala	Arg	Ser	Leu	Thr	Pro
				85					90					95	
Cys	Thr	Cys	Gly	Ser	Ser	Asp	Leu	Tyr	Leu	Val	Thr	Arg	His	Ala	Asp
			100					105					110		
Val	Ile	Pro	Val	Arg	Arg	Arg	Gly	Asp	Gly	Arg	Gly	Ser	Leu	Leu	Ser
		115					120						125		
Pro	Arg	Pro	Ile	Ser	Tyr	Leu	Lys	Gly	Ser	Ser	Gly	Gly	Pro	Leu	Leu
		130				135					140				
Cys	Pro	Ala	Gly	His	Ala	Val	Gly	Ile	Phe	Arg	Ala	Ala	Val	Cys	Thr
145					150					155					160
Arg	Gly	Val	Ala	Lys	Ala	Val	Asp	Phe	Ile	Pro	Val	Glu	Ser	Leu	Glu
				165					170					175	
Thr	Thr	Met	Arg	Ser	Pro	Val	Phe	Ser	Asp	Asn	Ser	Ser	Pro	Pro	Ala
			180					185					190		
Val	Pro	Gln	Ser	Tyr	Gln	Val	Ala	His	Leu	His	Ala	Pro	Thr	Gly	Ser
		195				200						205			
Gly	Lys	Ser	Thr	Lys	Val	Pro	Ala	Ala	Tyr	Ala	Ala	Gln	Gly	Tyr	Lys
	210					215					220				
Val	Leu	Val	Leu	Asn	Pro	Ser	Val	Ala	Ala	Thr	Met	Gly	Phe	Gly	Ala
225					230					235					240
Tyr	Met	Ser	Lys	Ala	His	Gly	Ile	Asp	Pro	Asn	Ile	Arg	Thr	Gly	Val
				245					250					255	
Arg	Thr	Ile	Thr	Thr	Gly	Ser	Pro	Ile	Thr	Tyr	Ser	Thr	Tyr	Gly	Lys
			260					265					270		
Phe	Leu	Ala	Asp	Gly	Gly	Cys	Ser	Gly	Gly	Ala	Tyr	Asp	Ile	Ile	Ile
		275					280					285			
Cys	Asp	Glu	Cys	His	Ser	Thr	Asp	Ala	Thr	Ser	Ile	Leu	Gly	Ile	Gly
	290					295					300				
Thr	Val	Leu	Asp	Gln	Ala	Glu	Thr	Ala	Gly	Ala	Arg	Leu	Thr	Val	Leu
305					310					315					320
Ala	Thr	Ala	Thr	Pro	Pro	Gly	Ser	Val	Thr	Val	Pro	His	Pro	Asn	Ile
				325					330					335	
Glu	Glu	Val	Ala	Leu	Ser	Thr	Thr	Gly	Glu	Ile	Pro	Phe	Tyr	Gly	Lys
			340					345					350		
Ala	Ile	Pro	Leu	Glu	Ala	Ile	Lys	Gly	Gly	Arg	His	Leu	Ile	Phe	Cys
			355				360					365			
His	Ser	Lys	Lys	Lys	Cys	Asp	Glu	Leu	Ala	Ala	Lys	Leu	Val	Ala	Leu
	370					375					380				
Gly	Val	Asn	Ala	Val	Ala	Tyr	Tyr	Arg	Gly	Leu	Asp	Val	Ser	Val	Ile
385					390					395					400
Pro	Thr	Ser	Gly	Asp	Val	Val	Val	Val	Ala	Thr	Asp	Ala	Leu	Met	Thr
				405					410					415	
Gly	Phe	Thr	Gly	Asp	Phe	Asp	Ser	Val	Ile	Asp	Cys	Asn	Thr	Cys	Val
			420					425					430		
Thr	Gln	Thr	Val	Asp	Phe	Ser	Leu	Asp	Pro	Thr	Phe	Thr	Ile	Glu	Thr
			435				440					445			
Ile	Thr	Leu	Pro	Gln	Asp	Ala	Val	Ser	Arg	Thr	Gln	Arg	Arg	Gly	Arg
	450					455					460				
Thr	Gly	Arg	Gly	Lys	Pro	Gly	Ile	Tyr	Arg	Phe	Val	Ala	Pro	Gly	Glu
465					470					475					480
Arg	Pro	Ser	Gly	Met	Phe	Asp	Ser	Ser	Val	Leu	Cys	Glu	Cys	Tyr	Asp
				485					490					495	



Ala Gly Cys Ala Trp Tyr Glu Leu Thr Pro Ala Glu Thr Thr Val Arg  
 500 505 510  
 Leu Arg Ala Tyr Met Asn Thr Pro Gly Leu Pro Val Cys Gln Asp His  
 515 520 525  
 Leu Glu Phe Trp Glu Gly Val Phe Thr Gly Leu Thr His Ile Asp Ala  
 530 535 540  
 His Phe Leu Ser Gln Thr Lys Gln Ser Gly Glu Asn Leu Pro Tyr Leu  
 545 550 555 560  
 Val Ala Tyr Gln Ala Thr Val Cys Ala Arg Ala Gln Ala Pro Pro Pro  
 565 570 575  
 Ser Trp Asp Gln Met Trp Lys Cys Leu Ile Arg Leu Lys Pro Thr Leu  
 580 585 590  
 His Gly Pro Thr Pro Leu Leu Tyr Arg Leu Gly Ala Val Gln Asn Glu  
 595 600 605  
 Val Thr Leu Thr His Pro Val Thr Lys Tyr Ile Met Thr Cys Met Ser  
 610 615 620  
 Ala Asp Leu Glu Val Val Thr Ser Thr Trp Val Leu Val Gly Gly Val  
 625 630 635 640  
 Leu Ala Ala Leu Ala Ala Tyr Cys Leu Ser Thr Gly Cys Val Val Ile  
 645 650 655  
 Val Gly Arg Ile Val Leu Ser Gly Lys Pro Ala Ile Ile Pro Asp Arg  
 660 665 670  
 Glu Val Leu Tyr Arg Glu Phe Asp Glu Met Glu Glu Cys  
 675 680 685

<210> 96  
 <211> 685  
 <212> PRT  
 <213> Artificial Sequence

<220>  
 <223> Mutant Hepatitis C virus NS3/4A peptide

<400> 96  
 Ala Pro Ile Thr Ala Tyr Ala Gln Gln Thr Arg Gly Leu Leu Gly Cys  
 1 5 10 15  
 Ile Ile Thr Ser Leu Thr Gly Arg Asp Lys Asn Gln Val Glu Gly Glu  
 20 25 30  
 Val Gln Ile Val Ser Thr Ala Ala Gln Thr Phe Leu Ala Thr Cys Ile  
 35 40 45  
 Asn Gly Val Cys Trp Thr Val Tyr Ala Gly Ala Gly Thr Arg Thr Ile  
 50 55 60  
 Ala Ser Pro Lys Gly Pro Val Ile Gln Met Tyr Thr Asn Val Asp Gln  
 65 70 75 80  
 Asp Leu Val Gly Trp Pro Ala Pro Gln Gly Ala Arg Ser Leu Thr Pro  
 85 90 95  
 Cys Thr Cys Gly Ser Ser Asp Leu Tyr Leu Val Thr Arg His Ala Asp  
 100 105 110  
 Val Ile Pro Val Arg Arg Arg Gly Asp Gly Arg Gly Ser Leu Leu Ser  
 115 120 125  
 Pro Arg Pro Ile Ser Tyr Leu Lys Gly Ser Ser Gly Gly Pro Leu Leu  
 130 135 140  
 Cys Pro Ala Gly His Ala Val Gly Ile Phe Arg Ala Ala Val Cys Thr  
 145 150 155 160  
 Arg Gly Val Ala Lys Ala Val Asp Phe Ile Pro Val Glu Ser Leu Glu  
 165 170 175

Thr Thr Met Arg Ser Pro Val Phe Ser Asp Asn Ser Ser Pro Pro Ala  
 180 185 190  
 Val Pro Gln Ser Tyr Gln Val Ala His Leu His Ala Pro Thr Gly Ser  
 195 200 205  
 Gly Lys Ser Thr Lys Val Pro Ala Ala Tyr Ala Ala Gln Gly Tyr Lys  
 210 215 220  
 Val Leu Val Leu Asn Pro Ser Val Ala Ala Thr Met Gly Phe Gly Ala  
 225 230 235 240  
 Tyr Met Ser Lys Ala His Gly Ile Asp Pro Asn Ile Arg Thr Gly Val  
 245 250 255  
 Arg Thr Ile Thr Thr Gly Ser Pro Ile Thr Tyr Ser Thr Tyr Gly Lys  
 260 265 270  
 Phe Leu Ala Asp Gly Gly Cys Ser Gly Gly Ala Tyr Asp Ile Ile Ile  
 275 280 285  
 Cys Asp Glu Cys His Ser Thr Asp Ala Thr Ser Ile Leu Gly Ile Gly  
 290 295 300  
 Thr Val Leu Asp Gln Ala Glu Thr Ala Gly Ala Arg Leu Thr Val Leu  
 305 310 315 320  
 Ala Thr Ala Thr Pro Pro Gly Ser Val Thr Val Pro His Pro Asn Ile  
 325 330 335  
 Glu Glu Val Ala Leu Ser Thr Thr Gly Glu Ile Pro Phe Tyr Gly Lys  
 340 345 350  
 Ala Ile Pro Leu Glu Ala Ile Lys Gly Gly Arg His Leu Ile Phe Cys  
 355 360 365  
 His Ser Lys Lys Lys Cys Asp Glu Leu Ala Ala Lys Leu Val Ala Leu  
 370 375 380  
 Gly Val Asn Ala Val Ala Tyr Tyr Arg Gly Leu Asp Val Ser Val Ile  
 385 390 395 400  
 Pro Thr Ser Gly Asp Val Val Val Val Ala Thr Asp Ala Leu Met Thr  
 405 410 415  
 Gly Phe Thr Gly Asp Phe Asp Ser Val Ile Asp Cys Asn Thr Cys Val  
 420 425 430  
 Thr Gln Thr Val Asp Phe Ser Leu Asp Pro Thr Phe Thr Ile Glu Thr  
 435 440 445  
 Ile Thr Leu Pro Gln Asp Ala Val Ser Arg Thr Gln Arg Arg Gly Arg  
 450 455 460  
 Thr Gly Arg Gly Lys Pro Gly Ile Tyr Arg Phe Val Ala Pro Gly Glu  
 465 470 475 480  
 Arg Pro Ser Gly Met Phe Asp Ser Ser Val Leu Cys Glu Cys Tyr Asp  
 485 490 495  
 Ala Gly Cys Ala Trp Tyr Glu Leu Thr Pro Ala Glu Thr Thr Val Arg  
 500 505 510  
 Leu Arg Ala Tyr Met Asn Thr Pro Gly Leu Pro Val Cys Gln Asp His  
 515 520 525  
 Leu Glu Phe Trp Glu Gly Val Phe Thr Gly Leu Thr His Ile Asp Ala  
 530 535 540  
 His Phe Leu Ser Gln Thr Lys Gln Ser Gly Glu Asn Leu Pro Tyr Leu  
 545 550 555 560  
 Val Ala Tyr Gln Ala Thr Val Cys Ala Arg Ala Gln Ala Pro Pro Pro  
 565 570 575  
 Ser Trp Asp Gln Met Trp Lys Cys Leu Ile Arg Leu Lys Pro Thr Leu  
 580 585 590  
 His Gly Pro Thr Pro Leu Leu Tyr Arg Leu Gly Ala Val Gln Asn Glu  
 595 600 605  
 Val Thr Leu Thr His Pro Val Thr Lys Tyr Ile Met Thr Cys Met Ser  
 610 615 620  
 Ala Asp Leu Glu Val Val Thr Ser Thr Trp Val Leu Val Gly Gly Val

```

625                630                635                640
Leu Ala Ala Leu Ala Ala Tyr Cys Leu Ser Thr Gly Cys Val Val Ile
                        645                650                655
Val Gly Arg Ile Val Leu Ser Gly Lys Pro Ala Ile Ile Pro Asp Arg
                        660                665                670
Glu Val Leu Tyr Arg Glu Phe Asp Glu Met Glu Glu Cys
                        675                680                685

```

<210> 97  
 <211> 685  
 <212> PRT  
 <213> Artificial Sequence

<220>  
 <223> Mutant Hepatitis C virus NS3/4A peptide

```

<400> 97
Ala Pro Ile Thr Ala Tyr Ala Gln Gln Thr Arg Gly Leu Leu Gly Cys
 1                5                10                15
Ile Ile Thr Ser Leu Thr Gly Arg Asp Lys Asn Gln Val Glu Gly Glu
          20                25                30
Val Gln Ile Val Ser Thr Ala Ala Gln Thr Phe Leu Ala Thr Cys Ile
          35                40                45
Asn Gly Val Cys Trp Thr Val Tyr His Ala Ala Gly Thr Arg Thr Ile
          50                55                60
Ala Ser Pro Lys Gly Pro Val Ile Gln Met Tyr Thr Asn Val Asp Gln
          65                70                75                80
Asp Leu Val Gly Trp Pro Ala Pro Gln Gly Ala Arg Ser Leu Thr Pro
          85                90                95
Cys Thr Cys Gly Ser Ser Asp Leu Tyr Leu Val Thr Arg His Ala Asp
          100                105                110
Val Ile Pro Val Arg Arg Arg Gly Asp Gly Arg Gly Ser Leu Leu Ser
          115                120                125
Pro Arg Pro Ile Ser Tyr Leu Lys Gly Ser Ser Gly Gly Pro Leu Leu
          130                135                140
Cys Pro Ala Gly His Ala Val Gly Ile Phe Arg Ala Ala Val Cys Thr
          145                150                155                160
Arg Gly Val Ala Lys Ala Val Asp Phe Ile Pro Val Glu Ser Leu Glu
          165                170                175
Thr Thr Met Arg Ser Pro Val Phe Ser Asp Asn Ser Ser Pro Pro Ala
          180                185                190
Val Pro Gln Ser Tyr Gln Val Ala His Leu His Ala Pro Thr Gly Ser
          195                200                205
Gly Lys Ser Thr Lys Val Pro Ala Ala Tyr Ala Ala Gln Gly Tyr Lys
          210                215                220
Val Leu Val Leu Asn Pro Ser Val Ala Ala Thr Met Gly Phe Gly Ala
          225                230                235                240
Tyr Met Ser Lys Ala His Gly Ile Asp Pro Asn Ile Arg Thr Gly Val
          245                250                255
Arg Thr Ile Thr Thr Gly Ser Pro Ile Thr Tyr Ser Thr Tyr Gly Lys
          260                265                270
Phe Leu Ala Asp Gly Gly Cys Ser Gly Gly Ala Tyr Asp Ile Ile Ile
          275                280                285
Cys Asp Glu Cys His Ser Thr Asp Ala Thr Ser Ile Leu Gly Ile Gly
          290                295                300
Thr Val Leu Asp Gln Ala Glu Thr Ala Gly Ala Arg Leu Thr Val Leu

```

305					310					315					320
Ala	Thr	Ala	Thr	Pro	Pro	Gly	Ser	Val	Thr	Val	Pro	His	Pro	Asn	Ile
				325					330					335	
Glu	Glu	Val	Ala	Leu	Ser	Thr	Thr	Gly	Glu	Ile	Pro	Phe	Tyr	Gly	Lys
			340					345					350		
Ala	Ile	Pro	Leu	Glu	Ala	Ile	Lys	Gly	Gly	Arg	His	Leu	Ile	Phe	Cys
		355					360					365			
His	Ser	Lys	Lys	Lys	Cys	Asp	Glu	Leu	Ala	Ala	Lys	Leu	Val	Ala	Leu
	370					375					380				
Gly	Val	Asn	Ala	Val	Ala	Tyr	Tyr	Arg	Gly	Leu	Asp	Val	Ser	Val	Ile
385				390						395					400
Pro	Thr	Ser	Gly	Asp	Val	Val	Val	Val	Ala	Thr	Asp	Ala	Leu	Met	Thr
				405					410					415	
Gly	Phe	Thr	Gly	Asp	Phe	Asp	Ser	Val	Ile	Asp	Cys	Asn	Thr	Cys	Val
			420					425					430		
Thr	Gln	Thr	Val	Asp	Phe	Ser	Leu	Asp	Pro	Thr	Phe	Thr	Ile	Glu	Thr
		435					440					445			
Ile	Thr	Leu	Pro	Gln	Asp	Ala	Val	Ser	Arg	Thr	Gln	Arg	Arg	Gly	Arg
	450				455						460				
Thr	Gly	Arg	Gly	Lys	Pro	Gly	Ile	Tyr	Arg	Phe	Val	Ala	Pro	Gly	Glu
465				470						475					480
Arg	Pro	Ser	Gly	Met	Phe	Asp	Ser	Ser	Val	Leu	Cys	Glu	Cys	Tyr	Asp
				485					490					495	
Ala	Gly	Cys	Ala	Trp	Tyr	Glu	Leu	Thr	Pro	Ala	Glu	Thr	Thr	Val	Arg
			500					505					510		
Leu	Arg	Ala	Tyr	Met	Asn	Thr	Pro	Gly	Leu	Pro	Val	Cys	Gln	Asp	His
		515					520					525			
Leu	Glu	Phe	Trp	Glu	Gly	Val	Phe	Thr	Gly	Leu	Thr	His	Ile	Asp	Ala
	530					535					540				
His	Phe	Leu	Ser	Gln	Thr	Lys	Gln	Ser	Gly	Glu	Asn	Leu	Pro	Tyr	Leu
545					550					555					560
Val	Ala	Tyr	Gln	Ala	Thr	Val	Cys	Ala	Arg	Ala	Gln	Ala	Pro	Pro	Pro
				565					570					575	
Ser	Trp	Asp	Gln	Met	Trp	Lys	Cys	Leu	Ile	Arg	Leu	Lys	Pro	Thr	Leu
			580					585					590		
His	Gly	Pro	Thr	Pro	Leu	Leu	Tyr	Arg	Leu	Gly	Ala	Val	Gln	Asn	Glu
		595					600					605			
Val	Thr	Leu	Thr	His	Pro	Val	Thr	Lys	Tyr	Ile	Met	Thr	Cys	Met	Ser
	610					615					620				
Ala	Asp	Leu	Glu	Val	Val	Thr	Ser	Thr	Trp	Val	Leu	Val	Gly	Gly	Val
625					630					635					640
Leu	Ala	Ala	Leu	Ala	Ala	Tyr	Cys	Leu	Ser	Thr	Gly	Cys	Val	Val	Ile
				645						650				655	
Val	Gly	Arg	Ile	Val	Leu	Ser	Gly	Lys	Pro	Ala	Ile	Ile	Pro	Asp	Arg
			660					665					670		
Glu	Val	Leu	Tyr	Arg	Glu	Phe	Asp	Glu	Met	Glu	Glu	Cys			
		675					680					685			

- <210> 98
- <211> 685
- <212> PRT
- <213> Artificial Sequence
  
- <220>
- <223> Mutant Hepatitis C virus NS3/4A peptide

<400> 98

Ala Pro Ile Thr Ala Tyr Ala Gln Gln Thr Arg Gly Leu Leu Gly Cys  
 1 5 10 15  
 Ile Ile Thr Ser Leu Thr Gly Arg Asp Lys Asn Gln Val Glu Gly Glu  
 20 25 30  
 Val Gln Ile Val Ser Thr Ala Ala Gln Thr Phe Leu Ala Thr Cys Ile  
 35 40 45  
 Asn Gly Val Cys Trp Thr Val Tyr His Gly Gly Gly Thr Arg Thr Ile  
 50 55 60  
 Ala Ser Pro Lys Gly Pro Val Ile Gln Met Tyr Thr Asn Val Asp Gln  
 65 70 75 80  
 Asp Leu Val Gly Trp Pro Ala Pro Gln Gly Ala Arg Ser Leu Thr Pro  
 85 90 95  
 Cys Thr Cys Gly Ser Ser Asp Leu Tyr Leu Val Thr Arg His Ala Asp  
 100 105 110  
 Val Ile Pro Val Arg Arg Arg Gly Asp Gly Arg Gly Ser Leu Leu Ser  
 115 120 125  
 Pro Arg Pro Ile Ser Tyr Leu Lys Gly Ser Ser Gly Gly Pro Leu Leu  
 130 135 140  
 Cys Pro Ala Gly His Ala Val Gly Ile Phe Arg Ala Ala Val Cys Thr  
 145 150 155 160  
 Arg Gly Val Ala Lys Ala Val Asp Phe Ile Pro Val Glu Ser Leu Glu  
 165 170 175  
 Thr Thr Met Arg Ser Pro Val Phe Ser Asp Asn Ser Ser Pro Pro Ala  
 180 185 190  
 Val Pro Gln Ser Tyr Gln Val Ala His Leu His Ala Pro Thr Gly Ser  
 195 200 205  
 Gly Lys Ser Thr Lys Val Pro Ala Ala Tyr Ala Ala Gln Gly Tyr Lys  
 210 215 220  
 Val Leu Val Leu Asn Pro Ser Val Ala Ala Thr Met Gly Phe Gly Ala  
 225 230 235 240  
 Tyr Met Ser Lys Ala His Gly Ile Asp Pro Asn Ile Arg Thr Gly Val  
 245 250 255  
 Arg Thr Ile Thr Thr Gly Ser Pro Ile Thr Tyr Ser Thr Tyr Gly Lys  
 260 265 270  
 Phe Leu Ala Asp Gly Gly Cys Ser Gly Gly Ala Tyr Asp Ile Ile Ile  
 275 280 285  
 Cys Asp Glu Cys His Ser Thr Asp Ala Thr Ser Ile Leu Gly Ile Gly  
 290 295 300  
 Thr Val Leu Asp Gln Ala Glu Thr Ala Gly Ala Arg Leu Thr Val Leu  
 305 310 315 320  
 Ala Thr Ala Thr Pro Pro Gly Ser Val Thr Val Pro His Pro Asn Ile  
 325 330 335  
 Glu Glu Val Ala Leu Ser Thr Thr Gly Glu Ile Pro Phe Tyr Gly Lys  
 340 345 350  
 Ala Ile Pro Leu Glu Ala Ile Lys Gly Gly Arg His Leu Ile Phe Cys  
 355 360 365  
 His Ser Lys Lys Lys Cys Asp Glu Leu Ala Ala Lys Leu Val Ala Leu  
 370 375 380  
 Gly Val Asn Ala Val Ala Tyr Tyr Arg Gly Leu Asp Val Ser Val Ile  
 385 390 395 400  
 Pro Thr Ser Gly Asp Val Val Val Val Ala Thr Asp Ala Leu Met Thr  
 405 410 415  
 Gly Phe Thr Gly Asp Phe Asp Ser Val Ile Asp Cys Asn Thr Cys Val  
 420 425 430  
 Thr Gln Thr Val Asp Phe Ser Leu Asp Pro Thr Phe Thr Ile Glu Thr  
 435 440 445

Ile Thr Leu Pro Gln Asp Ala Val Ser Arg Thr Gln Arg Arg Gly Arg  
 450 455 460  
 Thr Gly Arg Gly Lys Pro Gly Ile Tyr Arg Phe Val Ala Pro Gly Glu  
 465 470 475 480  
 Arg Pro Ser Gly Met Phe Asp Ser Ser Val Leu Cys Glu Cys Tyr Asp  
 485 490 495  
 Ala Gly Cys Ala Trp Tyr Glu Leu Thr Pro Ala Glu Thr Thr Val Arg  
 500 505 510  
 Leu Arg Ala Tyr Met Asn Thr Pro Gly Leu Pro Val Cys Gln Asp His  
 515 520 525  
 Leu Glu Phe Trp Glu Gly Val Phe Thr Gly Leu Thr His Ile Asp Ala  
 530 535 540  
 His Phe Leu Ser Gln Thr Lys Gln Ser Gly Glu Asn Leu Pro Tyr Leu  
 545 550 555 560  
 Val Ala Tyr Gln Ala Thr Val Cys Ala Arg Ala Gln Ala Pro Pro Pro  
 565 570 575  
 Ser Trp Asp Gln Met Trp Lys Cys Leu Ile Arg Leu Lys Pro Thr Leu  
 580 585 590  
 His Gly Pro Thr Pro Leu Leu Tyr Arg Leu Gly Ala Val Gln Asn Glu  
 595 600 605  
 Val Thr Leu Thr His Pro Val Thr Lys Tyr Ile Met Thr Cys Met Ser  
 610 615 620  
 Ala Asp Leu Glu Val Val Thr Ser Thr Trp Val Leu Val Gly Gly Val  
 625 630 635 640  
 Leu Ala Ala Leu Ala Ala Tyr Cys Leu Ser Thr Gly Cys Val Val Ile  
 645 650 655  
 Val Gly Arg Ile Val Leu Ser Gly Lys Pro Ala Ile Ile Pro Asp Arg  
 660 665 670  
 Glu Val Leu Tyr Arg Glu Phe Asp Glu Met Glu Glu Cys  
 675 680 685

<210> 99  
 <211> 685  
 <212> PRT  
 <213> Artificial Sequence

<220>  
 <223> Mutant Hepatitis C virus NS3/4A peptide

<400> 99  
 Ala Pro Ile Thr Ala Tyr Ala Gln Gln Thr Arg Gly Leu Leu Gly Cys  
 1 5 10 15  
 Ile Ile Thr Ser Leu Thr Gly Arg Asp Lys Asn Gln Val Glu Gly Glu  
 20 25 30  
 Val Gln Ile Val Ser Thr Ala Ala Gln Thr Phe Leu Ala Thr Cys Ile  
 35 40 45  
 Asn Gly Val Cys Trp Thr Val Tyr His Gly Ala Ala Thr Arg Thr Ile  
 50 55 60  
 Ala Ser Pro Lys Gly Pro Val Ile Gln Met Tyr Thr Asn Val Asp Gln  
 65 70 75 80  
 Asp Leu Val Gly Trp Pro Ala Pro Gln Gly Ala Arg Ser Leu Thr Pro  
 85 90 95  
 Cys Thr Cys Gly Ser Ser Asp Leu Tyr Leu Val Thr Arg His Ala Asp  
 100 105 110  
 Val Ile Pro Val Arg Arg Arg Gly Asp Gly Arg Gly Ser Leu Leu Ser  
 115 120 125

Pro Arg Pro Ile Ser Tyr Leu Lys Gly Ser Ser Gly Gly Pro Leu Leu  
 130 135 140  
 Cys Pro Ala Gly His Ala Val Gly Ile Phe Arg Ala Ala Val Cys Thr  
 145 150 155 160  
 Arg Gly Val Ala Lys Ala Val Asp Phe Ile Pro Val Glu Ser Leu Glu  
 165 170 175  
 Thr Thr Met Arg Ser Pro Val Phe Ser Asp Asn Ser Ser Pro Pro Ala  
 180 185 190  
 Val Pro Gln Ser Tyr Gln Val Ala His Leu His Ala Pro Thr Gly Ser  
 195 200 205  
 Gly Lys Ser Thr Lys Val Pro Ala Ala Tyr Ala Ala Gln Gly Tyr Lys  
 210 215 220  
 Val Leu Val Leu Asn Pro Ser Val Ala Ala Thr Met Gly Phe Gly Ala  
 225 230 235 240  
 Tyr Met Ser Lys Ala His Gly Ile Asp Pro Asn Ile Arg Thr Gly Val  
 245 250 255  
 Arg Thr Ile Thr Thr Gly Ser Pro Ile Thr Tyr Ser Thr Tyr Gly Lys  
 260 265 270  
 Phe Leu Ala Asp Gly Gly Cys Ser Gly Gly Ala Tyr Asp Ile Ile Ile  
 275 280 285  
 Cys Asp Glu Cys His Ser Thr Asp Ala Thr Ser Ile Leu Gly Ile Gly  
 290 295 300  
 Thr Val Leu Asp Gln Ala Glu Thr Ala Gly Ala Arg Leu Thr Val Leu  
 305 310 315 320  
 Ala Thr Ala Thr Pro Pro Gly Ser Val Thr Val Pro His Pro Asn Ile  
 325 330 335  
 Glu Glu Val Ala Leu Ser Thr Thr Gly Glu Ile Pro Phe Tyr Gly Lys  
 340 345 350  
 Ala Ile Pro Leu Glu Ala Ile Lys Gly Gly Arg His Leu Ile Phe Cys  
 355 360 365  
 His Ser Lys Lys Lys Cys Asp Glu Leu Ala Ala Lys Leu Val Ala Leu  
 370 375 380  
 Gly Val Asn Ala Val Ala Tyr Tyr Arg Gly Leu Asp Val Ser Val Ile  
 385 390 395 400  
 Pro Thr Ser Gly Asp Val Val Val Val Ala Thr Asp Ala Leu Met Thr  
 405 410 415  
 Gly Phe Thr Gly Asp Phe Asp Ser Val Ile Asp Cys Asn Thr Cys Val  
 420 425 430  
 Thr Gln Thr Val Asp Phe Ser Leu Asp Pro Thr Phe Thr Ile Glu Thr  
 435 440 445  
 Ile Thr Leu Pro Gln Asp Ala Val Ser Arg Thr Gln Arg Arg Gly Arg  
 450 455 460  
 Thr Gly Arg Gly Lys Pro Gly Ile Tyr Arg Phe Val Ala Pro Gly Glu  
 465 470 475 480  
 Arg Pro Ser Gly Met Phe Asp Ser Ser Val Leu Cys Glu Cys Tyr Asp  
 485 490 495  
 Ala Gly Cys Ala Trp Tyr Glu Leu Thr Pro Ala Glu Thr Thr Val Arg  
 500 505 510  
 Leu Arg Ala Tyr Met Asn Thr Pro Gly Leu Pro Val Cys Gln Asp His  
 515 520 525  
 Leu Glu Phe Trp Glu Gly Val Phe Thr Gly Leu Thr His Ile Asp Ala  
 530 535 540  
 His Phe Leu Ser Gln Thr Lys Gln Ser Gly Glu Asn Leu Pro Tyr Leu  
 545 550 555 560  
 Val Ala Tyr Gln Ala Thr Val Cys Ala Arg Ala Gln Ala Pro Pro Pro  
 565 570 575  
 Ser Trp Asp Gln Met Trp Lys Cys Leu Ile Arg Leu Lys Pro Thr Leu

```

      580                               585                               590
His Gly Pro Thr Pro Leu Leu Tyr Arg Leu Gly Ala Val Gln Asn Glu
      595                               600                               605
Val Thr Leu Thr His Pro Val Thr Lys Tyr Ile Met Thr Cys Met Ser
      610                               615                               620
Ala Asp Leu Glu Val Val Thr Ser Thr Trp Val Leu Val Gly Gly Val
      625                               630                               635
Leu Ala Ala Leu Ala Ala Tyr Cys Leu Ser Thr Gly Cys Val Val Ile
      645                               650                               655
Val Gly Arg Ile Val Leu Ser Gly Lys Pro Ala Ile Ile Pro Asp Arg
      660                               665                               670
Glu Val Leu Tyr Arg Glu Phe Asp Glu Met Glu Glu Cys
      675                               680                               685

```

<210> 100  
 <211> 685  
 <212> PRT  
 <213> Artificial Sequence

<220>  
 <223> Mutant Hepatitis C virus NS3/4A peptide

```

<400> 100
Ala Pro Ile Thr Ala Tyr Ala Gln Gln Thr Arg Gly Leu Leu Gly Cys
  1      5      10
Ile Ile Thr Ser Leu Thr Gly Arg Asp Lys Asn Gln Val Glu Gly Glu
  20      25      30
Val Gln Ile Val Ser Thr Ala Ala Gln Thr Phe Leu Ala Thr Cys Ile
  35      40      45
Asn Gly Val Cys Trp Thr Val Tyr His Gly Ala Gly Ala Arg Thr Ile
  50      55      60
Ala Ser Pro Lys Gly Pro Val Ile Gln Met Tyr Thr Asn Val Asp Gln
  65      70      75      80
Asp Leu Val Gly Trp Pro Ala Pro Gln Gly Ala Arg Ser Leu Thr Pro
  85      90      95
Cys Thr Cys Gly Ser Ser Asp Leu Tyr Leu Val Thr Arg His Ala Asp
  100     105     110
Val Ile Pro Val Arg Arg Arg Gly Asp Gly Arg Gly Ser Leu Leu Ser
  115     120     125
Pro Arg Pro Ile Ser Tyr Leu Lys Gly Ser Ser Gly Gly Pro Leu Leu
  130     135     140
Cys Pro Ala Gly His Ala Val Gly Ile Phe Arg Ala Ala Val Cys Thr
  145     150     155     160
Arg Gly Val Ala Lys Ala Val Asp Phe Ile Pro Val Glu Ser Leu Glu
  165     170     175
Thr Thr Met Arg Ser Pro Val Phe Ser Asp Asn Ser Ser Pro Pro Ala
  180     185     190
Val Pro Gln Ser Tyr Gln Val Ala His Leu His Ala Pro Thr Gly Ser
  195     200     205
Gly Lys Ser Thr Lys Val Pro Ala Ala Tyr Ala Ala Gln Gly Tyr Lys
  210     215     220
Val Leu Val Leu Asn Pro Ser Val Ala Ala Thr Met Gly Phe Gly Ala
  225     230     235     240
Tyr Met Ser Lys Ala His Gly Ile Asp Pro Asn Ile Arg Thr Gly Val
  245     250     255
Arg Thr Ile Thr Thr Gly Ser Pro Ile Thr Tyr Ser Thr Tyr Gly Lys

```



260 265 270  
 Phe Leu Ala Asp Gly Gly Cys Ser Gly Gly Ala Tyr Asp Ile Ile Ile  
 275 280 285  
 Cys Asp Glu Cys His Ser Thr Asp Ala Thr Ser Ile Leu Gly Ile Gly  
 290 295 300  
 Thr Val Leu Asp Gln Ala Glu Thr Ala Gly Ala Arg Leu Thr Val Leu  
 305 310 315 320  
 Ala Thr Ala Thr Pro Pro Gly Ser Val Thr Val Pro His Pro Asn Ile  
 325 330 335  
 Glu Glu Val Ala Leu Ser Thr Thr Gly Glu Ile Pro Phe Tyr Gly Lys  
 340 345 350  
 Ala Ile Pro Leu Glu Ala Ile Lys Gly Gly Arg His Leu Ile Phe Cys  
 355 360 365  
 His Ser Lys Lys Lys Cys Asp Glu Leu Ala Ala Lys Leu Val Ala Leu  
 370 375 380  
 Gly Val Asn Ala Val Ala Tyr Tyr Arg Gly Leu Asp Val Ser Val Ile  
 385 390 395 400  
 Pro Thr Ser Gly Asp Val Val Val Val Ala Thr Asp Ala Leu Met Thr  
 405 410 415  
 Gly Phe Thr Gly Asp Phe Asp Ser Val Ile Asp Cys Asn Thr Cys Val  
 420 425 430  
 Thr Gln Thr Val Asp Phe Ser Leu Asp Pro Thr Phe Thr Ile Glu Thr  
 435 440 445  
 Ile Thr Leu Pro Gln Asp Ala Val Ser Arg Thr Gln Arg Arg Gly Arg  
 450 455 460  
 Thr Gly Arg Gly Lys Pro Gly Ile Tyr Arg Phe Val Ala Pro Gly Glu  
 465 470 475 480  
 Arg Pro Ser Gly Met Phe Asp Ser Ser Val Leu Cys Glu Cys Tyr Asp  
 485 490 495  
 Ala Gly Cys Ala Trp Tyr Glu Leu Thr Pro Ala Glu Thr Thr Val Arg  
 500 505 510  
 Leu Arg Ala Tyr Met Asn Thr Pro Gly Leu Pro Val Cys Gln Asp His  
 515 520 525  
 Leu Glu Phe Trp Glu Gly Val Phe Thr Gly Leu Thr His Ile Asp Ala  
 530 535 540  
 His Phe Leu Ser Gln Thr Lys Gln Ser Gly Glu Asn Leu Pro Tyr Leu  
 545 550 555 560  
 Val Ala Tyr Gln Ala Thr Val Cys Ala Arg Ala Gln Ala Pro Pro Pro  
 565 570 575  
 Ser Trp Asp Gln Met Trp Lys Cys Leu Ile Arg Leu Lys Pro Thr Leu  
 580 585 590  
 His Gly Pro Thr Pro Leu Leu Tyr Arg Leu Gly Ala Val Gln Asn Glu  
 595 600 605  
 Val Thr Leu Thr His Pro Val Thr Lys Tyr Ile Met Thr Cys Met Ser  
 610 615 620  
 Ala Asp Leu Glu Val Val Thr Ser Thr Trp Val Leu Val Gly Gly Val  
 625 630 635 640  
 Leu Ala Ala Leu Ala Ala Tyr Cys Leu Ser Thr Gly Cys Val Val Ile  
 645 650 655  
 Val Gly Arg Ile Val Leu Ser Gly Lys Pro Ala Ile Ile Pro Asp Arg  
 660 665 670  
 Glu Val Leu Tyr Arg Glu Phe Asp Glu Met Glu Glu Cys  
 675 680 685

<210> 101  
<211> 685

<212> PRT

<213> Artificial Sequence

<220>

<223> Mutant Hepatitis C virus NS3/4A peptide

<400> 101

```

Ala Pro Ile Thr Ala Tyr Ala Gln Gln Thr Arg Gly Leu Leu Gly Cys
 1           5           10           15
Ile Ile Thr Ser Leu Thr Gly Arg Asp Lys Asn Gln Val Glu Gly Glu
 20           25           30
Val Gln Ile Val Ser Thr Ala Ala Gln Thr Phe Leu Ala Thr Cys Ile
 35           40           45
Asn Gly Val Cys Trp Thr Val Tyr His Gly Ala Gly Thr Ala Thr Ile
 50           55           60
Ala Ser Pro Lys Gly Pro Val Ile Gln Met Tyr Thr Asn Val Asp Gln
 65           70           75           80
Asp Leu Val Gly Trp Pro Ala Pro Gln Gly Ala Arg Ser Leu Thr Pro
 85           90           95
Cys Thr Cys Gly Ser Ser Asp Leu Tyr Leu Val Thr Arg His Ala Asp
 100          105          110
Val Ile Pro Val Arg Arg Arg Gly Asp Gly Arg Gly Ser Leu Leu Ser
 115          120          125
Pro Arg Pro Ile Ser Tyr Leu Lys Gly Ser Ser Gly Gly Pro Leu Leu
 130          135          140
Cys Pro Ala Gly His Ala Val Gly Ile Phe Arg Ala Ala Val Cys Thr
 145          150          155          160
Arg Gly Val Ala Lys Ala Val Asp Phe Ile Pro Val Glu Ser Leu Glu
 165          170          175
Thr Thr Met Arg Ser Pro Val Phe Ser Asp Asn Ser Ser Pro Pro Ala
 180          185          190
Val Pro Gln Ser Tyr Gln Val Ala His Leu His Ala Pro Thr Gly Ser
 195          200          205
Gly Lys Ser Thr Lys Val Pro Ala Ala Tyr Ala Ala Gln Gly Tyr Lys
 210          215          220
Val Leu Val Leu Asn Pro Ser Val Ala Ala Thr Met Gly Phe Gly Ala
 225          230          235          240
Tyr Met Ser Lys Ala His Gly Ile Asp Pro Asn Ile Arg Thr Gly Val
 245          250          255
Arg Thr Ile Thr Thr Gly Ser Pro Ile Thr Tyr Ser Thr Tyr Gly Lys
 260          265          270
Phe Leu Ala Asp Gly Gly Cys Ser Gly Gly Ala Tyr Asp Ile Ile Ile
 275          280          285
Cys Asp Glu Cys His Ser Thr Asp Ala Thr Ser Ile Leu Gly Ile Gly
 290          295          300
Thr Val Leu Asp Gln Ala Glu Thr Ala Gly Ala Arg Leu Thr Val Leu
 305          310          315          320
Ala Thr Ala Thr Pro Pro Gly Ser Val Thr Val Pro His Pro Asn Ile
 325          330          335
Glu Glu Val Ala Leu Ser Thr Thr Gly Glu Ile Pro Phe Tyr Gly Lys
 340          345          350
Ala Ile Pro Leu Glu Ala Ile Lys Gly Gly Arg His Leu Ile Phe Cys
 355          360          365
His Ser Lys Lys Lys Cys Asp Glu Leu Ala Ala Lys Leu Val Ala Leu
 370          375          380
Gly Val Asn Ala Val Ala Tyr Tyr Arg Gly Leu Asp Val Ser Val Ile
 385          390          395          400
    
```

Pro Thr Ser Gly Asp Val Val Val Val Ala Thr Asp Ala Leu Met Thr  
 405 410 415  
 Gly Phe Thr Gly Asp Phe Asp Ser Val Ile Asp Cys Asn Thr Cys Val  
 420 425 430  
 Thr Gln Thr Val Asp Phe Ser Leu Asp Pro Thr Phe Thr Ile Glu Thr  
 435 440 445  
 Ile Thr Leu Pro Gln Asp Ala Val Ser Arg Thr Gln Arg Arg Gly Arg  
 450 455 460  
 Thr Gly Arg Gly Lys Pro Gly Ile Tyr Arg Phe Val Ala Pro Gly Glu  
 465 470 475 480  
 Arg Pro Ser Gly Met Phe Asp Ser Ser Val Leu Cys Glu Cys Tyr Asp  
 485 490 495  
 Ala Gly Cys Ala Trp Tyr Glu Leu Thr Pro Ala Glu Thr Thr Val Arg  
 500 505 510  
 Leu Arg Ala Tyr Met Asn Thr Pro Gly Leu Pro Val Cys Gln Asp His  
 515 520 525  
 Leu Glu Phe Trp Glu Gly Val Phe Thr Gly Leu Thr His Ile Asp Ala  
 530 535 540  
 His Phe Leu Ser Gln Thr Lys Gln Ser Gly Glu Asn Leu Pro Tyr Leu  
 545 550 555 560  
 Val Ala Tyr Gln Ala Thr Val Cys Ala Arg Ala Gln Ala Pro Pro Pro  
 565 570 575  
 Ser Trp Asp Gln Met Trp Lys Cys Leu Ile Arg Leu Lys Pro Thr Leu  
 580 585 590  
 His Gly Pro Thr Pro Leu Leu Tyr Arg Leu Gly Ala Val Gln Asn Glu  
 595 600 605  
 Val Thr Leu Thr His Pro Val Thr Lys Tyr Ile Met Thr Cys Met Ser  
 610 615 620  
 Ala Asp Leu Glu Val Val Thr Ser Thr Trp Val Leu Val Gly Gly Val  
 625 630 635 640  
 Leu Ala Ala Leu Ala Ala Tyr Cys Leu Ser Thr Gly Cys Val Val Ile  
 645 650 655  
 Val Gly Arg Ile Val Leu Ser Gly Lys Pro Ala Ile Ile Pro Asp Arg  
 660 665 670  
 Glu Val Leu Tyr Arg Glu Phe Asp Glu Met Glu Glu Cys  
 675 680 685

<210> 102  
 <211> 685  
 <212> PRT  
 <213> Artificial Sequence

<220>  
 <223> Mutant Hepatitis C virus NS3/4A peptide

<400> 102  
 Ala Pro Ile Thr Ala Tyr Ala Gln Gln Thr Arg Gly Leu Leu Gly Cys  
 1 5 10 15  
 Ile Ile Thr Ser Leu Thr Gly Arg Asp Lys Asn Gln Val Glu Gly Glu  
 20 25 30  
 Val Gln Ile Val Ser Thr Ala Ala Gln Thr Phe Leu Ala Thr Cys Ile  
 35 40 45  
 Asn Gly Val Cys Trp Thr Val Tyr His Gly Ala Gly Thr Arg Ala Ile  
 50 55 60  
 Ala Ser Pro Lys Gly Pro Val Ile Gln Met Tyr Thr Asn Val Asp Gln  
 65 70 75 80

Asp Leu Val Gly Trp Pro Ala Pro Gln Gly Ala Arg Ser Leu Thr Pro  
 85 90 95  
 Cys Thr Cys Gly Ser Ser Asp Leu Tyr Leu Val Thr Arg His Ala Asp  
 100 105 110  
 Val Ile Pro Val Arg Arg Arg Gly Asp Gly Arg Gly Ser Leu Leu Ser  
 115 120 125  
 Pro Arg Pro Ile Ser Tyr Leu Lys Gly Ser Ser Gly Gly Pro Leu Leu  
 130 135 140  
 Cys Pro Ala Gly His Ala Val Gly Ile Phe Arg Ala Ala Val Cys Thr  
 145 150 155 160  
 Arg Gly Val Ala Lys Ala Val Asp Phe Ile Pro Val Glu Ser Leu Glu  
 165 170 175  
 Thr Thr Met Arg Ser Pro Val Phe Ser Asp Asn Ser Ser Pro Pro Ala  
 180 185 190  
 Val Pro Gln Ser Tyr Gln Val Ala His Leu His Ala Pro Thr Gly Ser  
 195 200 205  
 Gly Lys Ser Thr Lys Val Pro Ala Ala Tyr Ala Ala Gln Gly Tyr Lys  
 210 215 220  
 Val Leu Val Leu Asn Pro Ser Val Ala Ala Thr Met Gly Phe Gly Ala  
 225 230 235 240  
 Tyr Met Ser Lys Ala His Gly Ile Asp Pro Asn Ile Arg Thr Gly Val  
 245 250 255  
 Arg Thr Ile Thr Thr Gly Ser Pro Ile Thr Tyr Ser Thr Tyr Gly Lys  
 260 265 270  
 Phe Leu Ala Asp Gly Gly Cys Ser Gly Gly Ala Tyr Asp Ile Ile Ile  
 275 280 285  
 Cys Asp Glu Cys His Ser Thr Asp Ala Thr Ser Ile Leu Gly Ile Gly  
 290 295 300  
 Thr Val Leu Asp Gln Ala Glu Thr Ala Gly Ala Arg Leu Thr Val Leu  
 305 310 315 320  
 Ala Thr Ala Thr Pro Pro Gly Ser Val Thr Val Pro His Pro Asn Ile  
 325 330 335  
 Glu Glu Val Ala Leu Ser Thr Thr Gly Glu Ile Pro Phe Tyr Gly Lys  
 340 345 350  
 Ala Ile Pro Leu Glu Ala Ile Lys Gly Gly Arg His Leu Ile Phe Cys  
 355 360 365  
 His Ser Lys Lys Lys Cys Asp Glu Leu Ala Ala Lys Leu Val Ala Leu  
 370 375 380  
 Gly Val Asn Ala Val Ala Tyr Tyr Arg Gly Leu Asp Val Ser Val Ile  
 385 390 395 400  
 Pro Thr Ser Gly Asp Val Val Val Val Ala Thr Asp Ala Leu Met Thr  
 405 410 415  
 Gly Phe Thr Gly Asp Phe Asp Ser Val Ile Asp Cys Asn Thr Cys Val  
 420 425 430  
 Thr Gln Thr Val Asp Phe Ser Leu Asp Pro Thr Phe Thr Ile Glu Thr  
 435 440 445  
 Ile Thr Leu Pro Gln Asp Ala Val Ser Arg Thr Gln Arg Arg Gly Arg  
 450 455 460  
 Thr Gly Arg Gly Lys Pro Gly Ile Tyr Arg Phe Val Ala Pro Gly Glu  
 465 470 475 480  
 Arg Pro Ser Gly Met Phe Asp Ser Ser Val Leu Cys Glu Cys Tyr Asp  
 485 490 495  
 Ala Gly Cys Ala Trp Tyr Glu Leu Thr Pro Ala Glu Thr Thr Val Arg  
 500 505 510  
 Leu Arg Ala Tyr Met Asn Thr Pro Gly Leu Pro Val Cys Gln Asp His  
 515 520 525  
 Leu Glu Phe Trp Glu Gly Val Phe Thr Gly Leu Thr His Ile Asp Ala

530 535 540  
 His Phe Leu Ser Gln Thr Lys Gln Ser Gly Glu Asn Leu Pro Tyr Leu  
 545 550 555 560  
 Val Ala Tyr Gln Ala Thr Val Cys Ala Arg Ala Gln Ala Pro Pro Pro  
 565 570 575  
 Ser Trp Asp Gln Met Trp Lys Cys Leu Ile Arg Leu Lys Pro Thr Leu  
 580 585 590  
 His Gly Pro Thr Pro Leu Leu Tyr Arg Leu Gly Ala Val Gln Asn Glu  
 595 600 605  
 Val Thr Leu Thr His Pro Val Thr Lys Tyr Ile Met Thr Cys Met Ser  
 610 615 620  
 Ala Asp Leu Glu Val Val Thr Ser Thr Trp Val Leu Val Gly Gly Val  
 625 630 635 640  
 Leu Ala Ala Leu Ala Tyr Cys Leu Ser Thr Gly Cys Val Val Ile  
 645 650 655  
 Val Gly Arg Ile Val Leu Ser Gly Lys Pro Ala Ile Ile Pro Asp Arg  
 660 665 670  
 Glu Val Leu Tyr Arg Glu Phe Asp Glu Met Glu Glu Cys  
 675 680 685

<210> 103  
 <211> 685  
 <212> PRT  
 <213> Artificial Sequence  
 <220>  
 <223> Mutant Hepatitis C virus NS3/4A peptide

<400> 103  
 Ala Pro Ile Thr Ala Tyr Ala Gln Gln Thr Arg Gly Leu Leu Gly Cys  
 1 5 10 15  
 Ile Ile Thr Ser Leu Thr Gly Arg Asp Lys Asn Gln Val Glu Gly Glu  
 20 25 30  
 Val Gln Ile Val Ser Thr Ala Ala Gln Thr Phe Leu Ala Thr Cys Ile  
 35 40 45  
 Asn Gly Val Cys Trp Thr Val Tyr His Gly Ala Gly Thr Arg Thr Ala  
 50 55 60  
 Ala Ser Pro Lys Gly Pro Val Ile Gln Met Tyr Thr Asn Val Asp Gln  
 65 70 75 80  
 Asp Leu Val Gly Trp Pro Ala Pro Gln Gly Ala Arg Ser Leu Thr Pro  
 85 90 95  
 Cys Thr Cys Gly Ser Ser Asp Leu Tyr Leu Val Thr Arg His Ala Asp  
 100 105 110  
 Val Ile Pro Val Arg Arg Arg Gly Asp Gly Arg Gly Ser Leu Leu Ser  
 115 120 125  
 Pro Arg Pro Ile Ser Tyr Leu Lys Gly Ser Ser Gly Gly Pro Leu Leu  
 130 135 140  
 Cys Pro Ala Gly His Ala Val Gly Ile Phe Arg Ala Ala Val Cys Thr  
 145 150 155 160  
 Arg Gly Val Ala Lys Ala Val Asp Phe Ile Pro Val Glu Ser Leu Glu  
 165 170 175  
 Thr Thr Met Arg Ser Pro Val Phe Ser Asp Asn Ser Ser Pro Pro Ala  
 180 185 190  
 Val Pro Gln Ser Tyr Gln Val Ala His Leu His Ala Pro Thr Gly Ser  
 195 200 205  
 Gly Lys Ser Thr Lys Val Pro Ala Ala Tyr Ala Ala Gln Gly Tyr Lys

210	215	220
Val Leu Val Leu Asn Pro Ser Val Ala Ala Thr Met Gly Phe Gly Ala		
225	230	235
Tyr Met Ser Lys Ala His Gly Ile Asp Pro Asn Ile Arg Thr Gly Val		240
	245	250
Arg Thr Ile Thr Thr Gly Ser Pro Ile Thr Tyr Ser Thr Tyr Gly Lys		255
	260	265
Phe Leu Ala Asp Gly Gly Cys Ser Gly Gly Ala Tyr Asp Ile Ile Ile		270
	275	280
Cys Asp Glu Cys His Ser Thr Asp Ala Thr Ser Ile Leu Gly Ile Gly		285
	290	295
Thr Val Leu Asp Gln Ala Glu Thr Ala Gly Ala Arg Leu Thr Val Leu		300
305	310	315
Ala Thr Ala Thr Pro Pro Gly Ser Val Thr Val Pro His Pro Asn Ile		320
	325	330
Glu Glu Val Ala Leu Ser Thr Thr Gly Glu Ile Pro Phe Tyr Gly Lys		335
	340	345
Ala Ile Pro Leu Glu Ala Ile Lys Gly Gly Arg His Leu Ile Phe Cys		350
	355	360
His Ser Lys Lys Lys Cys Asp Glu Leu Ala Ala Lys Leu Val Ala Leu		365
370	375	380
Gly Val Asn Ala Val Ala Tyr Tyr Arg Gly Leu Asp Val Ser Val Ile		385
385	390	395
Pro Thr Ser Gly Asp Val Val Val Val Ala Thr Asp Ala Leu Met Thr		400
	405	410
Gly Phe Thr Gly Asp Phe Asp Ser Val Ile Asp Cys Asn Thr Cys Val		415
	420	425
Thr Gln Thr Val Asp Phe Ser Leu Asp Pro Thr Phe Thr Ile Glu Thr		430
	435	440
Ile Thr Leu Pro Gln Asp Ala Val Ser Arg Thr Gln Arg Arg Gly Arg		445
	450	455
Thr Gly Arg Gly Lys Pro Gly Ile Tyr Arg Phe Val Ala Pro Gly Glu		460
465	470	475
Arg Pro Ser Gly Met Phe Asp Ser Ser Val Leu Cys Glu Cys Tyr Asp		480
	485	490
Ala Gly Cys Ala Trp Tyr Glu Leu Thr Pro Ala Glu Thr Thr Val Arg		495
	500	505
Leu Arg Ala Tyr Met Asn Thr Pro Gly Leu Pro Val Cys Gln Asp His		510
	515	520
Leu Glu Phe Trp Glu Gly Val Phe Thr Gly Leu Thr His Ile Asp Ala		525
	530	535
His Phe Leu Ser Gln Thr Lys Gln Ser Gly Glu Asn Leu Pro Tyr Leu		540
545	550	555
Val Ala Tyr Gln Ala Thr Val Cys Ala Arg Ala Gln Ala Pro Pro Pro		560
	565	570
Ser Trp Asp Gln Met Trp Lys Cys Leu Ile Arg Leu Lys Pro Thr Leu		575
	580	585
His Gly Pro Thr Pro Leu Leu Tyr Arg Leu Gly Ala Val Gln Asn Glu		590
	595	600
Val Thr Leu Thr His Pro Val Thr Lys Tyr Ile Met Thr Cys Met Ser		605
	610	615
Ala Asp Leu Glu Val Val Thr Ser Thr Trp Val Leu Val Gly Gly Val		620
625	630	635
Leu Ala Ala Leu Ala Ala Tyr Cys Leu Ser Thr Gly Cys Val Val Ile		640
	645	650
Val Gly Arg Ile Val Leu Ser Gly Lys Pro Ala Ile Ile Pro Asp Arg		655
	660	665
		670

Glu Val Leu Tyr Arg Glu Phe Asp Glu Met Glu Glu Cys  
 675 680 685

<210> 104  
 <211> 685  
 <212> PRT  
 <213> Artificial Sequence

<220>  
 <223> Mutant Hepatitis C virus NS3/4A peptide

<400> 104  
 Ala Pro Ile Thr Ala Tyr Ala Gln Gln Thr Arg Gly Leu Leu Gly Cys  
 1 5 10 15  
 Ile Ile Thr Ser Leu Thr Gly Arg Asp Lys Asn Gln Val Glu Gly Glu  
 20 25 30  
 Val Gln Ile Val Ser Thr Ala Ala Gln Thr Phe Leu Ala Thr Cys Ile  
 35 40 45  
 Asn Gly Val Cys Trp Thr Val Tyr His Gly Ala Gly Thr Arg Thr Ile  
 50 55 60  
 Gly Ser Pro Lys Gly Pro Val Ile Gln Met Tyr Thr Asn Val Asp Gln  
 65 70 75 80  
 Asp Leu Val Gly Trp Pro Ala Pro Gln Gly Ala Arg Ser Leu Thr Pro  
 85 90 95  
 Cys Thr Cys Gly Ser Ser Asp Leu Tyr Leu Val Thr Arg His Ala Asp  
 100 105 110  
 Val Ile Pro Val Arg Arg Arg Gly Asp Gly Arg Gly Ser Leu Leu Ser  
 115 120 125  
 Pro Arg Pro Ile Ser Tyr Leu Lys Gly Ser Ser Gly Gly Pro Leu Leu  
 130 135 140  
 Cys Pro Ala Gly His Ala Val Gly Ile Phe Arg Ala Ala Val Cys Thr  
 145 150 155 160  
 Arg Gly Val Ala Lys Ala Val Asp Phe Ile Pro Val Glu Ser Leu Glu  
 165 170 175  
 Thr Thr Met Arg Ser Pro Val Phe Ser Asp Asn Ser Ser Pro Pro Ala  
 180 185 190  
 Val Pro Gln Ser Tyr Gln Val Ala His Leu His Ala Pro Thr Gly Ser  
 195 200 205  
 Gly Lys Ser Thr Lys Val Pro Ala Ala Tyr Ala Ala Gln Gly Tyr Lys  
 210 215 220  
 Val Leu Val Leu Asn Pro Ser Val Ala Ala Thr Met Gly Phe Gly Ala  
 225 230 235 240  
 Tyr Met Ser Lys Ala His Gly Ile Asp Pro Asn Ile Arg Thr Gly Val  
 245 250 255  
 Arg Thr Ile Thr Thr Gly Ser Pro Ile Thr Tyr Ser Thr Tyr Gly Lys  
 260 265 270  
 Phe Leu Ala Asp Gly Gly Cys Ser Gly Gly Ala Tyr Asp Ile Ile Ile  
 275 280 285  
 Cys Asp Glu Cys His Ser Thr Asp Ala Thr Ser Ile Leu Gly Ile Gly  
 290 295 300  
 Thr Val Leu Asp Gln Ala Glu Thr Ala Gly Ala Arg Leu Thr Val Leu  
 305 310 315 320  
 Ala Thr Ala Thr Pro Pro Gly Ser Val Thr Val Pro His Pro Asn Ile  
 325 330 335  
 Glu Glu Val Ala Leu Ser Thr Thr Gly Glu Ile Pro Phe Tyr Gly Lys  
 340 345 350

Ala Ile Pro Leu Glu Ala Ile Lys Gly Gly Arg His Leu Ile Phe Cys  
 355 360 365  
 His Ser Lys Lys Lys Cys Asp Glu Leu Ala Ala Lys Leu Val Ala Leu  
 370 375 380  
 Gly Val Asn Ala Val Ala Tyr Tyr Arg Gly Leu Asp Val Ser Val Ile  
 385 390 395 400  
 Pro Thr Ser Gly Asp Val Val Val Val Ala Thr Asp Ala Leu Met Thr  
 405 410 415  
 Gly Phe Thr Gly Asp Phe Asp Ser Val Ile Asp Cys Asn Thr Cys Val  
 420 425 430  
 Thr Gln Thr Val Asp Phe Ser Leu Asp Pro Thr Phe Thr Ile Glu Thr  
 435 440 445  
 Ile Thr Leu Pro Gln Asp Ala Val Ser Arg Thr Gln Arg Arg Gly Arg  
 450 455 460  
 Thr Gly Arg Gly Lys Pro Gly Ile Tyr Arg Phe Val Ala Pro Gly Glu  
 465 470 475 480  
 Arg Pro Ser Gly Met Phe Asp Ser Ser Val Leu Cys Glu Cys Tyr Asp  
 485 490 495  
 Ala Gly Cys Ala Trp Tyr Glu Leu Thr Pro Ala Glu Thr Thr Val Arg  
 500 505 510  
 Leu Arg Ala Tyr Met Asn Thr Pro Gly Leu Pro Val Cys Gln Asp His  
 515 520 525  
 Leu Glu Phe Trp Glu Gly Val Phe Thr Gly Leu Thr His Ile Asp Ala  
 530 535 540  
 His Phe Leu Ser Gln Thr Lys Gln Ser Gly Glu Asn Leu Pro Tyr Leu  
 545 550 555 560  
 Val Ala Tyr Gln Ala Thr Val Cys Ala Arg Ala Gln Ala Pro Pro Pro  
 565 570 575  
 Ser Trp Asp Gln Met Trp Lys Cys Leu Ile Arg Leu Lys Pro Thr Leu  
 580 585 590  
 His Gly Pro Thr Pro Leu Leu Tyr Arg Leu Gly Ala Val Gln Asn Glu  
 595 600 605  
 Val Thr Leu Thr His Pro Val Thr Lys Tyr Ile Met Thr Cys Met Ser  
 610 615 620  
 Ala Asp Leu Glu Val Val Thr Ser Thr Trp Val Leu Val Gly Gly Val  
 625 630 635 640  
 Leu Ala Ala Leu Ala Ala Tyr Cys Leu Ser Thr Gly Cys Val Val Ile  
 645 650 655  
 Val Gly Arg Ile Val Leu Ser Gly Lys Pro Ala Ile Ile Pro Asp Arg  
 660 665 670  
 Glu Val Leu Tyr Arg Glu Phe Asp Glu Met Glu Glu Cys  
 675 680 685

<210> 105  
 <211> 685  
 <212> PRT  
 <213> Artificial Sequence

<220>  
 <223> Mutant Hepatitis C virus NS3/4A peptide

<400> 105  
 Ala Pro Ile Thr Ala Tyr Ala Gln Gln Thr Arg Gly Leu Leu Gly Cys  
 1 5 10 15  
 Ile Ile Thr Ser Leu Thr Gly Arg Asp Lys Asn Gln Val Glu Gly Glu  
 20 25 30



Val Gln Ile Val Ser Thr Ala Ala Gln Thr Phe Leu Ala Thr Cys Ile  
 35 40 45  
 Asn Gly Val Cys Trp Thr Val Tyr His Gly Ala Gly Thr Arg Thr Ile  
 50 55 60  
 Ala Ala Pro Lys Gly Pro Val Ile Gln Met Tyr Thr Asn Val Asp Gln  
 65 70 75 80  
 Asp Leu Val Gly Trp Pro Ala Pro Gln Gly Ala Arg Ser Leu Thr Pro  
 85 90 95  
 Cys Thr Cys Gly Ser Ser Asp Leu Tyr Leu Val Thr Arg His Ala Asp  
 100 105 110  
 Val Ile Pro Val Arg Arg Arg Gly Asp Gly Arg Gly Ser Leu Leu Ser  
 115 120 125  
 Pro Arg Pro Ile Ser Tyr Leu Lys Gly Ser Ser Gly Gly Pro Leu Leu  
 130 135 140  
 Cys Pro Ala Gly His Ala Val Gly Ile Phe Arg Ala Ala Val Cys Thr  
 145 150 155 160  
 Arg Gly Val Ala Lys Ala Val Asp Phe Ile Pro Val Glu Ser Leu Glu  
 165 170 175  
 Thr Thr Met Arg Ser Pro Val Phe Ser Asp Asn Ser Ser Pro Pro Ala  
 180 185 190  
 Val Pro Gln Ser Tyr Gln Val Ala His Leu His Ala Pro Thr Gly Ser  
 195 200 205  
 Gly Lys Ser Thr Lys Val Pro Ala Ala Tyr Ala Ala Gln Gly Tyr Lys  
 210 215 220  
 Val Leu Val Leu Asn Pro Ser Val Ala Ala Thr Met Gly Phe Gly Ala  
 225 230 235 240  
 Tyr Met Ser Lys Ala His Gly Ile Asp Pro Asn Ile Arg Thr Gly Val  
 245 250 255  
 Arg Thr Ile Thr Thr Gly Ser Pro Ile Thr Tyr Ser Thr Tyr Gly Lys  
 260 265 270  
 Phe Leu Ala Asp Gly Gly Cys Ser Gly Gly Ala Tyr Asp Ile Ile Ile  
 275 280 285  
 Cys Asp Glu Cys His Ser Thr Asp Ala Thr Ser Ile Leu Gly Ile Gly  
 290 295 300  
 Thr Val Leu Asp Gln Ala Glu Thr Ala Gly Ala Arg Leu Thr Val Leu  
 305 310 315 320  
 Ala Thr Ala Thr Pro Pro Gly Ser Val Thr Val Pro His Pro Asn Ile  
 325 330 335  
 Glu Glu Val Ala Leu Ser Thr Thr Gly Glu Ile Pro Phe Tyr Gly Lys  
 340 345 350  
 Ala Ile Pro Leu Glu Ala Ile Lys Gly Gly Arg His Leu Ile Phe Cys  
 355 360 365  
 His Ser Lys Lys Lys Cys Asp Glu Leu Ala Ala Lys Leu Val Ala Leu  
 370 375 380  
 Gly Val Asn Ala Val Ala Tyr Tyr Arg Gly Leu Asp Val Ser Val Ile  
 385 390 395 400  
 Pro Thr Ser Gly Asp Val Val Val Val Ala Thr Asp Ala Leu Met Thr  
 405 410 415  
 Gly Phe Thr Gly Asp Phe Asp Ser Val Ile Asp Cys Asn Thr Cys Val  
 420 425 430  
 Thr Gln Thr Val Asp Phe Ser Leu Asp Pro Thr Phe Thr Ile Glu Thr  
 435 440 445  
 Ile Thr Leu Pro Gln Asp Ala Val Ser Arg Thr Gln Arg Arg Gly Arg  
 450 455 460  
 Thr Gly Arg Gly Lys Pro Gly Ile Tyr Arg Phe Val Ala Pro Gly Glu  
 465 470 475 480  
 Arg Pro Ser Gly Met Phe Asp Ser Ser Val Leu Cys Glu Cys Tyr Asp

485 490 495  
 Ala Gly Cys Ala Trp Tyr Glu Leu Thr Pro Ala Glu Thr Thr Val Arg  
 500 505 510  
 Leu Arg Ala Tyr Met Asn Thr Pro Gly Leu Pro Val Cys Gln Asp His  
 515 520 525  
 Leu Glu Phe Trp Glu Gly Val Phe Thr Gly Leu Thr His Ile Asp Ala  
 530 535 540  
 His Phe Leu Ser Gln Thr Lys Gln Ser Gly Glu Asn Leu Pro Tyr Leu  
 545 550 555 560  
 Val Ala Tyr Gln Ala Thr Val Cys Ala Arg Ala Gln Ala Pro Pro Pro  
 565 570 575  
 Ser Trp Asp Gln Met Trp Lys Cys Leu Ile Arg Leu Lys Pro Thr Leu  
 580 585 590  
 His Gly Pro Thr Pro Leu Leu Tyr Arg Leu Gly Ala Val Gln Asn Glu  
 595 600 605  
 Val Thr Leu Thr His Pro Val Thr Lys Tyr Ile Met Thr Cys Met Ser  
 610 615 620  
 Ala Asp Leu Glu Val Val Thr Ser Thr Trp Val Leu Val Gly Gly Val  
 625 630 635 640  
 Leu Ala Ala Leu Ala Ala Tyr Cys Leu Ser Thr Gly Cys Val Val Ile  
 645 650 655  
 Val Gly Arg Ile Val Leu Ser Gly Lys Pro Ala Ile Ile Pro Asp Arg  
 660 665 670  
 Glu Val Leu Tyr Arg Glu Phe Asp Glu Met Glu Glu Cys  
 675 680 685

<210> 106  
 <211> 685  
 <212> PRT  
 <213> Artificial Sequence

<220>  
 <223> Mutant Hepatitis C virus NS3/4A peptide

<400> 106  
 Ala Pro Ile Thr Ala Tyr Ala Gln Gln Thr Arg Gly Leu Leu Gly Cys  
 1 5 10 15  
 Ile Ile Thr Ser Leu Thr Gly Arg Asp Lys Asn Gln Val Glu Gly Glu  
 20 25 30  
 Val Gln Ile Val Ser Thr Ala Ala Gln Thr Phe Leu Ala Thr Cys Ile  
 35 40 45  
 Asn Gly Val Cys Trp Thr Val Tyr His Gly Ala Gly Thr Arg Thr Ile  
 50 55 60  
 Ala Ser Ala Lys Gly Pro Val Ile Gln Met Tyr Thr Asn Val Asp Gln  
 65 70 75 80  
 Asp Leu Val Gly Trp Pro Ala Pro Gln Gly Ala Arg Ser Leu Thr Pro  
 85 90 95  
 Cys Thr Cys Gly Ser Ser Asp Leu Tyr Leu Val Thr Arg His Ala Asp  
 100 105 110  
 Val Ile Pro Val Arg Arg Arg Gly Asp Gly Arg Gly Ser Leu Leu Ser  
 115 120 125  
 Pro Arg Pro Ile Ser Tyr Leu Lys Gly Ser Ser Gly Gly Pro Leu Leu  
 130 135 140  
 Cys Pro Ala Gly His Ala Val Gly Ile Phe Arg Ala Ala Val Cys Thr  
 145 150 155 160  
 Arg Gly Val Ala Lys Ala Val Asp Phe Ile Pro Val Glu Ser Leu Glu

165 170 175  
 Thr Thr Met Arg Ser Pro Val Phe Ser Asp Asn Ser Ser Pro Pro Ala  
 180 185 190  
 Val Pro Gln Ser Tyr Gln Val Ala His Leu His Ala Pro Thr Gly Ser  
 195 200 205  
 Gly Lys Ser Thr Lys Val Pro Ala Ala Tyr Ala Ala Gln Gly Tyr Lys  
 210 215 220  
 Val Leu Val Leu Asn Pro Ser Val Ala Ala Thr Met Gly Phe Gly Ala  
 225 230 235 240  
 Tyr Met Ser Lys Ala His Gly Ile Asp Pro Asn Ile Arg Thr Gly Val  
 245 250 255  
 Arg Thr Ile Thr Thr Gly Ser Pro Ile Thr Tyr Ser Thr Tyr Gly Lys  
 260 265 270  
 Phe Leu Ala Asp Gly Gly Cys Ser Gly Gly Ala Tyr Asp Ile Ile Ile  
 275 280 285  
 Cys Asp Glu Cys His Ser Thr Asp Ala Thr Ser Ile Leu Gly Ile Gly  
 290 295 300  
 Thr Val Leu Asp Gln Ala Glu Thr Ala Gly Ala Arg Leu Thr Val Leu  
 305 310 315 320  
 Ala Thr Ala Thr Pro Pro Gly Ser Val Thr Val Pro His Pro Asn Ile  
 325 330 335  
 Glu Glu Val Ala Leu Ser Thr Thr Gly Glu Ile Pro Phe Tyr Gly Lys  
 340 345 350  
 Ala Ile Pro Leu Glu Ala Ile Lys Gly Gly Arg His Leu Ile Phe Cys  
 355 360 365  
 His Ser Lys Lys Lys Cys Asp Glu Leu Ala Ala Lys Leu Val Ala Leu  
 370 375 380  
 Gly Val Asn Ala Val Ala Tyr Tyr Arg Gly Leu Asp Val Ser Val Ile  
 385 390 395 400  
 Pro Thr Ser Gly Asp Val Val Val Val Ala Thr Asp Ala Leu Met Thr  
 405 410 415  
 Gly Phe Thr Gly Asp Phe Asp Ser Val Ile Asp Cys Asn Thr Cys Val  
 420 425 430  
 Thr Gln Thr Val Asp Phe Ser Leu Asp Pro Thr Phe Thr Ile Glu Thr  
 435 440 445  
 Ile Thr Leu Pro Gln Asp Ala Val Ser Arg Thr Gln Arg Arg Gly Arg  
 450 455 460  
 Thr Gly Arg Gly Lys Pro Gly Ile Tyr Arg Phe Val Ala Pro Gly Glu  
 465 470 475 480  
 Arg Pro Ser Gly Met Phe Asp Ser Ser Val Leu Cys Glu Cys Tyr Asp  
 485 490 495  
 Ala Gly Cys Ala Trp Tyr Glu Leu Thr Pro Ala Glu Thr Thr Val Arg  
 500 505 510  
 Leu Arg Ala Tyr Met Asn Thr Pro Gly Leu Pro Val Cys Gln Asp His  
 515 520 525  
 Leu Glu Phe Trp Glu Gly Val Phe Thr Gly Leu Thr His Ile Asp Ala  
 530 535 540  
 His Phe Leu Ser Gln Thr Lys Gln Ser Gly Glu Asn Leu Pro Tyr Leu  
 545 550 555 560  
 Val Ala Tyr Gln Ala Thr Val Cys Ala Arg Ala Gln Ala Pro Pro Pro  
 565 570 575  
 Ser Trp Asp Gln Met Trp Lys Cys Leu Ile Arg Leu Lys Pro Thr Leu  
 580 585 590  
 His Gly Pro Thr Pro Leu Leu Tyr Arg Leu Gly Ala Val Gln Asn Glu  
 595 600 605  
 Val Thr Leu Thr His Pro Val Thr Lys Tyr Ile Met Thr Cys Met Ser  
 610 615 620

Ala Asp Leu Glu Val Val Thr Ser Thr Trp Val Leu Val Gly Gly Val  
 625 630 635 640  
 Leu Ala Ala Leu Ala Ala Tyr Cys Leu Ser Thr Gly Cys Val Val Ile  
 645 650 655  
 Val Gly Arg Ile Val Leu Ser Gly Lys Pro Ala Ile Ile Pro Asp Arg  
 660 665 670  
 Glu Val Leu Tyr Arg Glu Phe Asp Glu Met Glu Glu Cys  
 675 680 685

<210> 107  
 <211> 685  
 <212> PRT  
 <213> Artificial Sequence

<220>  
 <223> Mutant Hepatitis C virus NS3/4A peptide

<400> 107  
 Ala Pro Ile Thr Ala Tyr Ala Gln Gln Thr Arg Gly Leu Leu Gly Cys  
 1 5 10 15  
 Ile Ile Thr Ser Leu Thr Gly Arg Asp Lys Asn Gln Val Glu Gly Glu  
 20 25 30  
 Val Gln Ile Val Ser Thr Ala Ala Gln Thr Phe Leu Ala Thr Cys Ile  
 35 40 45  
 Asn Gly Val Cys Trp Thr Val Tyr His Gly Ala Gly Thr Arg Thr Ile  
 50 55 60  
 Ala Ser Pro Ala Gly Pro Val Ile Gln Met Tyr Thr Asn Val Asp Gln  
 65 70 75 80  
 Asp Leu Val Gly Trp Pro Ala Pro Gln Gly Ala Arg Ser Leu Thr Pro  
 85 90 95  
 Cys Thr Cys Gly Ser Ser Asp Leu Tyr Leu Val Thr Arg His Ala Asp  
 100 105 110  
 Val Ile Pro Val Arg Arg Arg Gly Asp Gly Arg Gly Ser Leu Leu Ser  
 115 120 125  
 Pro Arg Pro Ile Ser Tyr Leu Lys Gly Ser Ser Gly Gly Pro Leu Leu  
 130 135 140  
 Cys Pro Ala Gly His Ala Val Gly Ile Phe Arg Ala Ala Val Cys Thr  
 145 150 155 160  
 Arg Gly Val Ala Lys Ala Val Asp Phe Ile Pro Val Glu Ser Leu Glu  
 165 170 175  
 Thr Thr Met Arg Ser Pro Val Phe Ser Asp Asn Ser Ser Pro Pro Ala  
 180 185 190  
 Val Pro Gln Ser Tyr Gln Val Ala His Leu His Ala Pro Thr Gly Ser  
 195 200 205  
 Gly Lys Ser Thr Lys Val Pro Ala Ala Tyr Ala Ala Gln Gly Tyr Lys  
 210 215 220  
 Val Leu Val Leu Asn Pro Ser Val Ala Ala Thr Met Gly Phe Gly Ala  
 225 230 235 240  
 Tyr Met Ser Lys Ala His Gly Ile Asp Pro Asn Ile Arg Thr Gly Val  
 245 250 255  
 Arg Thr Ile Thr Thr Gly Ser Pro Ile Thr Tyr Ser Thr Tyr Gly Lys  
 260 265 270  
 Phe Leu Ala Asp Gly Gly Cys Ser Gly Gly Ala Tyr Asp Ile Ile Ile  
 275 280 285  
 Cys Asp Glu Cys His Ser Thr Asp Ala Thr Ser Ile Leu Gly Ile Gly  
 290 295 300

Thr Val Leu Asp Gln Ala Glu Thr Ala Gly Ala Arg Leu Thr Val Leu  
 305 310 315 320  
 Ala Thr Ala Thr Pro Pro Gly Ser Val Thr Val Pro His Pro Asn Ile  
 325 330 335  
 Glu Glu Val Ala Leu Ser Thr Thr Gly Glu Ile Pro Phe Tyr Gly Lys  
 340 345 350  
 Ala Ile Pro Leu Glu Ala Ile Lys Gly Gly Arg His Leu Ile Phe Cys  
 355 360 365  
 His Ser Lys Lys Lys Cys Asp Glu Leu Ala Ala Lys Leu Val Ala Leu  
 370 375 380  
 Gly Val Asn Ala Val Ala Tyr Tyr Arg Gly Leu Asp Val Ser Val Ile  
 385 390 395 400  
 Pro Thr Ser Gly Asp Val Val Val Val Ala Thr Asp Ala Leu Met Thr  
 405 410 415  
 Gly Phe Thr Gly Asp Phe Asp Ser Val Ile Asp Cys Asn Thr Cys Val  
 420 425 430  
 Thr Gln Thr Val Asp Phe Ser Leu Asp Pro Thr Phe Thr Ile Glu Thr  
 435 440 445  
 Ile Thr Leu Pro Gln Asp Ala Val Ser Arg Thr Gln Arg Arg Gly Arg  
 450 455 460  
 Thr Gly Arg Gly Lys Pro Gly Ile Tyr Arg Phe Val Ala Pro Gly Glu  
 465 470 475 480  
 Arg Pro Ser Gly Met Phe Asp Ser Ser Val Leu Cys Glu Cys Tyr Asp  
 485 490 495  
 Ala Gly Cys Ala Trp Tyr Glu Leu Thr Pro Ala Glu Thr Thr Val Arg  
 500 505 510  
 Leu Arg Ala Tyr Met Asn Thr Pro Gly Leu Pro Val Cys Gln Asp His  
 515 520 525  
 Leu Glu Phe Trp Glu Gly Val Phe Thr Gly Leu Thr His Ile Asp Ala  
 530 535 540  
 His Phe Leu Ser Gln Thr Lys Gln Ser Gly Glu Asn Leu Pro Tyr Leu  
 545 550 555 560  
 Val Ala Tyr Gln Ala Thr Val Cys Ala Arg Ala Gln Ala Pro Pro Pro  
 565 570 575  
 Ser Trp Asp Gln Met Trp Lys Cys Leu Ile Arg Leu Lys Pro Thr Leu  
 580 585 590  
 His Gly Pro Thr Pro Leu Leu Tyr Arg Leu Gly Ala Val Gln Asn Glu  
 595 600 605  
 Val Thr Leu Thr His Pro Val Thr Lys Tyr Ile Met Thr Cys Met Ser  
 610 615 620  
 Ala Asp Leu Glu Val Val Thr Ser Thr Trp Val Leu Val Gly Gly Val  
 625 630 635 640  
 Leu Ala Ala Leu Ala Ala Tyr Cys Leu Ser Thr Gly Cys Val Val Ile  
 645 650 655  
 Val Gly Arg Ile Val Leu Ser Gly Lys Pro Ala Ile Ile Pro Asp Arg  
 660 665 670  
 Glu Val Leu Tyr Arg Glu Phe Asp Glu Met Glu Glu Cys  
 675 680 685

<210> 108  
 <211> 685  
 <212> PRT  
 <213> Artificial Sequence  
  
 <220>  
 <223> Mutant Hepatitis C virus NS3/4A peptide

<400> 108  
Ala Pro Ile Thr Ala Tyr Ala Gln Gln Thr Arg Gly Leu Leu Gly Cys  
1 5 10 15  
Ile Ile Thr Ser Leu Thr Gly Arg Asp Lys Asn Gln Val Glu Gly Glu  
20 25 30  
Val Gln Ile Val Ser Thr Ala Ala Gln Thr Phe Leu Ala Thr Cys Ile  
35 40 45  
Asn Gly Val Cys Trp Thr Val Tyr His Gly Ala Gly Thr Arg Thr Ile  
50 55 60  
Ala Ser Pro Lys Ala Pro Val Ile Gln Met Tyr Thr Asn Val Asp Gln  
65 70 75 80  
Asp Leu Val Gly Trp Pro Ala Pro Gln Gly Ala Arg Ser Leu Thr Pro  
85 90 95  
Cys Thr Cys Gly Ser Ser Asp Leu Tyr Leu Val Thr Arg His Ala Asp  
100 105 110  
Val Ile Pro Val Arg Arg Arg Gly Asp Gly Arg Gly Ser Leu Leu Ser  
115 120 125  
Pro Arg Pro Ile Ser Tyr Leu Lys Gly Ser Ser Gly Gly Pro Leu Leu  
130 135 140  
Cys Pro Ala Gly His Ala Val Gly Ile Phe Arg Ala Ala Val Cys Thr  
145 150 155 160  
Arg Gly Val Ala Lys Ala Val Asp Phe Ile Pro Val Glu Ser Leu Glu  
165 170 175  
Thr Thr Met Arg Ser Pro Val Phe Ser Asp Asn Ser Ser Pro Pro Ala  
180 185 190  
Val Pro Gln Ser Tyr Gln Val Ala His Leu His Ala Pro Thr Gly Ser  
195 200 205  
Gly Lys Ser Thr Lys Val Pro Ala Ala Tyr Ala Ala Gln Gly Tyr Lys  
210 215 220  
Val Leu Val Leu Asn Pro Ser Val Ala Ala Thr Met Gly Phe Gly Ala  
225 230 235 240  
Tyr Met Ser Lys Ala His Gly Ile Asp Pro Asn Ile Arg Thr Gly Val  
245 250 255  
Arg Thr Ile Thr Thr Gly Ser Pro Ile Thr Tyr Ser Thr Tyr Gly Lys  
260 265 270  
Phe Leu Ala Asp Gly Gly Cys Ser Gly Gly Ala Tyr Asp Ile Ile Ile  
275 280 285  
Cys Asp Glu Cys His Ser Thr Asp Ala Thr Ser Ile Leu Gly Ile Gly  
290 295 300  
Thr Val Leu Asp Gln Ala Glu Thr Ala Gly Ala Arg Leu Thr Val Leu  
305 310 315 320  
Ala Thr Ala Thr Pro Pro Gly Ser Val Thr Val Pro His Pro Asn Ile  
325 330 335  
Glu Glu Val Ala Leu Ser Thr Thr Gly Glu Ile Pro Phe Tyr Gly Lys  
340 345 350  
Ala Ile Pro Leu Glu Ala Ile Lys Gly Gly Arg His Leu Ile Phe Cys  
355 360 365  
His Ser Lys Lys Lys Cys Asp Glu Leu Ala Ala Lys Leu Val Ala Leu  
370 375 380  
Gly Val Asn Ala Val Ala Tyr Tyr Arg Gly Leu Asp Val Ser Val Ile  
385 390 395 400  
Pro Thr Ser Gly Asp Val Val Val Val Ala Thr Asp Ala Leu Met Thr  
405 410 415  
Gly Phe Thr Gly Asp Phe Asp Ser Val Ile Asp Cys Asn Thr Cys Val  
420 425 430  
Thr Gln Thr Val Asp Phe Ser Leu Asp Pro Thr Phe Thr Ile Glu Thr

435 440 445  
 Ile Thr Leu Pro Gln Asp Ala Val Ser Arg Thr Gln Arg Arg Gly Arg  
 450 455 460  
 Thr Gly Arg Gly Lys Pro Gly Ile Tyr Arg Phe Val Ala Pro Gly Glu  
 465 470 475 480  
 Arg Pro Ser Gly Met Phe Asp Ser Ser Val Leu Cys Glu Cys Tyr Asp  
 485 490 495  
 Ala Gly Cys Ala Trp Tyr Glu Leu Thr Pro Ala Glu Thr Thr Val Arg  
 500 505 510  
 Leu Arg Ala Tyr Met Asn Thr Pro Gly Leu Pro Val Cys Gln Asp His  
 515 520 525  
 Leu Glu Phe Trp Glu Gly Val Phe Thr Gly Leu Thr His Ile Asp Ala  
 530 535 540  
 His Phe Leu Ser Gln Thr Lys Gln Ser Gly Glu Asn Leu Pro Tyr Leu  
 545 550 555 560  
 Val Ala Tyr Gln Ala Thr Val Cys Ala Arg Ala Gln Ala Pro Pro Pro  
 565 570 575  
 Ser Trp Asp Gln Met Trp Lys Cys Leu Ile Arg Leu Lys Pro Thr Leu  
 580 585 590  
 His Gly Pro Thr Pro Leu Leu Tyr Arg Leu Gly Ala Val Gln Asn Glu  
 595 600 605  
 Val Thr Leu Thr His Pro Val Thr Lys Tyr Ile Met Thr Cys Met Ser  
 610 615 620  
 Ala Asp Leu Glu Val Val Thr Ser Thr Trp Val Leu Val Gly Gly Val  
 625 630 635 640  
 Leu Ala Ala Leu Ala Ala Tyr Cys Leu Ser Thr Gly Cys Val Val Ile  
 645 650 655  
 Val Gly Arg Ile Val Leu Ser Gly Lys Pro Ala Ile Ile Pro Asp Arg  
 660 665 670  
 Glu Val Leu Tyr Arg Glu Phe Asp Glu Met Glu Glu Cys  
 675 680 685

<210> 109  
 <211> 685  
 <212> PRT  
 <213> Artificial Sequence

<220>  
 <223> Mutant Hepatitis C virus NS3/4A peptide

<400> 109  
 Ala Pro Ile Thr Ala Tyr Ala Gln Gln Thr Arg Gly Leu Leu Gly Cys  
 1 5 10 15  
 Ile Ile Thr Ser Leu Thr Gly Arg Asp Lys Asn Gln Val Glu Gly Glu  
 20 25 30  
 Val Gln Ile Val Ser Thr Ala Ala Gln Thr Phe Leu Ala Thr Cys Ile  
 35 40 45  
 Asn Gly Val Cys Trp Thr Val Tyr His Gly Ala Gly Thr Arg Thr Ile  
 50 55 60  
 Ala Ser Pro Lys Gly Ala Val Ile Gln Met Tyr Thr Asn Val Asp Gln  
 65 70 75 80  
 Asp Leu Val Gly Trp Pro Ala Pro Gln Gly Ala Arg Ser Leu Thr Pro  
 85 90 95  
 Cys Thr Cys Gly Ser Ser Asp Leu Tyr Leu Val Thr Arg His Ala Asp  
 100 105 110  
 Val Ile Pro Val Arg Arg Arg Gly Asp Gly Arg Gly Ser Leu Leu Ser

	115					120					125				
Pro	Arg	Pro	Ile	Ser	Tyr	Leu	Lys	Gly	Ser	Ser	Gly	Gly	Pro	Leu	Leu
	130					135					140				
Cys	Pro	Ala	Gly	His	Ala	Val	Gly	Ile	Phe	Arg	Ala	Ala	Val	Cys	Thr
145					150					155					160
Arg	Gly	Val	Ala	Lys	Ala	Val	Asp	Phe	Ile	Pro	Val	Glu	Ser	Leu	Glu
				165					170						175
Thr	Thr	Met	Arg	Ser	Pro	Val	Phe	Ser	Asp	Asn	Ser	Ser	Pro	Pro	Ala
			180						185						190
Val	Pro	Gln	Ser	Tyr	Gln	Val	Ala	His	Leu	His	Ala	Pro	Thr	Gly	Ser
			195						200						205
Gly	Lys	Ser	Thr	Lys	Val	Pro	Ala	Ala	Tyr	Ala	Ala	Gln	Gly	Tyr	Lys
	210					215					220				
Val	Leu	Val	Leu	Asn	Pro	Ser	Val	Ala	Ala	Thr	Met	Gly	Phe	Gly	Ala
225					230					235					240
Tyr	Met	Ser	Lys	Ala	His	Gly	Ile	Asp	Pro	Asn	Ile	Arg	Thr	Gly	Val
				245					250						255
Arg	Thr	Ile	Thr	Thr	Gly	Ser	Pro	Ile	Thr	Tyr	Ser	Thr	Tyr	Gly	Lys
			260						265						270
Phe	Leu	Ala	Asp	Gly	Gly	Cys	Ser	Gly	Gly	Ala	Tyr	Asp	Ile	Ile	Ile
			275				280					285			
Cys	Asp	Glu	Cys	His	Ser	Thr	Asp	Ala	Thr	Ser	Ile	Leu	Gly	Ile	Gly
	290					295					300				
Thr	Val	Leu	Asp	Gln	Ala	Glu	Thr	Ala	Gly	Ala	Arg	Leu	Thr	Val	Leu
305					310					315					320
Ala	Thr	Ala	Thr	Pro	Pro	Gly	Ser	Val	Thr	Val	Pro	His	Pro	Asn	Ile
				325					330						335
Glu	Glu	Val	Ala	Leu	Ser	Thr	Thr	Gly	Glu	Ile	Pro	Phe	Tyr	Gly	Lys
			340					345					350		
Ala	Ile	Pro	Leu	Glu	Ala	Ile	Lys	Gly	Gly	Arg	His	Leu	Ile	Phe	Cys
	355						360					365			
His	Ser	Lys	Lys	Lys	Cys	Asp	Glu	Leu	Ala	Ala	Lys	Leu	Val	Ala	Leu
	370					375					380				
Gly	Val	Asn	Ala	Val	Ala	Tyr	Tyr	Arg	Gly	Leu	Asp	Val	Ser	Val	Ile
385					390					395					400
Pro	Thr	Ser	Gly	Asp	Val	Val	Val	Val	Ala	Thr	Asp	Ala	Leu	Met	Thr
				405					410						415
Gly	Phe	Thr	Gly	Asp	Phe	Asp	Ser	Val	Ile	Asp	Cys	Asn	Thr	Cys	Val
			420					425					430		
Thr	Gln	Thr	Val	Asp	Phe	Ser	Leu	Asp	Pro	Thr	Phe	Thr	Ile	Glu	Thr
	435						440						445		
Ile	Thr	Leu	Pro	Gln	Asp	Ala	Val	Ser	Arg	Thr	Gln	Arg	Arg	Gly	Arg
	450					455					460				
Thr	Gly	Arg	Gly	Lys	Pro	Gly	Ile	Tyr	Arg	Phe	Val	Ala	Pro	Gly	Glu
465					470				475						480
Arg	Pro	Ser	Gly	Met	Phe	Asp	Ser	Ser	Val	Leu	Cys	Glu	Cys	Tyr	Asp
				485					490						495
Ala	Gly	Cys	Ala	Trp	Tyr	Glu	Leu	Thr	Pro	Ala	Glu	Thr	Thr	Val	Arg
			500					505							510
Leu	Arg	Ala	Tyr	Met	Asn	Thr	Pro	Gly	Leu	Pro	Val	Cys	Gln	Asp	His
	515					520						525			
Leu	Glu	Phe	Trp	Glu	Gly	Val	Phe	Thr	Gly	Leu	Thr	His	Ile	Asp	Ala
	530					535					540				
His	Phe	Leu	Ser	Gln	Thr	Lys	Gln	Ser	Gly	Glu	Asn	Leu	Pro	Tyr	Leu
545					550					555					560
Val	Ala	Tyr	Gln	Ala	Thr	Val	Cys	Ala	Arg	Ala	Gln	Ala	Pro	Pro	Pro
				565					570						575



Ser Trp Asp Gln Met Trp Lys Cys Leu Ile Arg Leu Lys Pro Thr Leu  
 580 585 590  
 His Gly Pro Thr Pro Leu Leu Tyr Arg Leu Gly Ala Val Gln Asn Glu  
 595 600 605  
 Val Thr Leu Thr His Pro Val Thr Lys Tyr Ile Met Thr Cys Met Ser  
 610 615 620  
 Ala Asp Leu Glu Val Val Thr Ser Thr Trp Val Leu Val Gly Gly Val  
 625 630 635 640  
 Leu Ala Ala Leu Ala Ala Tyr Cys Leu Ser Thr Gly Cys Val Val Ile  
 645 650 655  
 Val Gly Arg Ile Val Leu Ser Gly Lys Pro Ala Ile Ile Pro Asp Arg  
 660 665 670  
 Glu Val Leu Tyr Arg Glu Phe Asp Glu Met Glu Glu Cys  
 675 680 685

<210> 110

<211> 685

<212> PRT

<213> Artificial Sequence

<220>

<223> Mutant Hepatitis C virus NS3/4A peptide

<400> 110

Ala Pro Ile Thr Ala Tyr Ala Gln Gln Thr Arg Gly Leu Leu Gly Cys  
 1 5 10 15  
 Ile Ile Thr Ser Leu Thr Gly Arg Asp Lys Asn Gln Val Glu Gly Glu  
 20 25 30  
 Val Gln Ile Val Ser Thr Ala Ala Gln Thr Phe Leu Ala Thr Cys Ile  
 35 40 45  
 Asn Gly Val Cys Trp Thr Val Tyr His Gly Ala Gly Thr Arg Thr Ile  
 50 55 60  
 Ala Ser Pro Lys Gly Pro Ala Ile Gln Met Tyr Thr Asn Val Asp Gln  
 65 70 75 80  
 Asp Leu Val Gly Trp Pro Ala Pro Gln Gly Ala Arg Ser Leu Thr Pro  
 85 90 95  
 Cys Thr Cys Gly Ser Ser Asp Leu Tyr Leu Val Thr Arg His Ala Asp  
 100 105 110  
 Val Ile Pro Val Arg Arg Arg Gly Asp Gly Arg Gly Ser Leu Leu Ser  
 115 120 125  
 Pro Arg Pro Ile Ser Tyr Leu Lys Gly Ser Ser Gly Gly Pro Leu Leu  
 130 135 140  
 Cys Pro Ala Gly His Ala Val Gly Ile Phe Arg Ala Ala Val Cys Thr  
 145 150 155 160  
 Arg Gly Val Ala Lys Ala Val Asp Phe Ile Pro Val Glu Ser Leu Glu  
 165 170 175  
 Thr Thr Met Arg Ser Pro Val Phe Ser Asp Asn Ser Ser Pro Pro Ala  
 180 185 190  
 Val Pro Gln Ser Tyr Gln Val Ala His Leu His Ala Pro Thr Gly Ser  
 195 200 205  
 Gly Lys Ser Thr Lys Val Pro Ala Ala Tyr Ala Ala Gln Gly Tyr Lys  
 210 215 220  
 Val Leu Val Leu Asn Pro Ser Val Ala Ala Thr Met Gly Phe Gly Ala  
 225 230 235 240  
 Tyr Met Ser Lys Ala His Gly Ile Asp Pro Asn Ile Arg Thr Gly Val  
 245 250 255

Arg Thr Ile Thr Thr Gly Ser Pro Ile Thr Tyr Ser Thr Tyr Gly Lys  
 260 265 270  
 Phe Leu Ala Asp Gly Gly Cys Ser Gly Gly Ala Tyr Asp Ile Ile Ile  
 275 280 285  
 Cys Asp Glu Cys His Ser Thr Asp Ala Thr Ser Ile Leu Gly Ile Gly  
 290 295 300  
 Thr Val Leu Asp Gln Ala Glu Thr Ala Gly Ala Arg Leu Thr Val Leu  
 305 310 315 320  
 Ala Thr Ala Thr Pro Pro Gly Ser Val Thr Val Pro His Pro Asn Ile  
 325 330 335  
 Glu Glu Val Ala Leu Ser Thr Thr Gly Glu Ile Pro Phe Tyr Gly Lys  
 340 345 350  
 Ala Ile Pro Leu Glu Ala Ile Lys Gly Gly Arg His Leu Ile Phe Cys  
 355 360 365  
 His Ser Lys Lys Lys Cys Asp Glu Leu Ala Ala Lys Leu Val Ala Leu  
 370 375 380  
 Gly Val Asn Ala Val Ala Tyr Tyr Arg Gly Leu Asp Val Ser Val Ile  
 385 390 395 400  
 Pro Thr Ser Gly Asp Val Val Val Val Ala Thr Asp Ala Leu Met Thr  
 405 410 415  
 Gly Phe Thr Gly Asp Phe Asp Ser Val Ile Asp Cys Asn Thr Cys Val  
 420 425 430  
 Thr Gln Thr Val Asp Phe Ser Leu Asp Pro Thr Phe Thr Ile Glu Thr  
 435 440 445  
 Ile Thr Leu Pro Gln Asp Ala Val Ser Arg Thr Gln Arg Arg Gly Arg  
 450 455 460  
 Thr Gly Arg Gly Lys Pro Gly Ile Tyr Arg Phe Val Ala Pro Gly Glu  
 465 470 475 480  
 Arg Pro Ser Gly Met Phe Asp Ser Ser Val Leu Cys Glu Cys Tyr Asp  
 485 490 495  
 Ala Gly Cys Ala Trp Tyr Glu Leu Thr Pro Ala Glu Thr Thr Val Arg  
 500 505 510  
 Leu Arg Ala Tyr Met Asn Thr Pro Gly Leu Pro Val Cys Gln Asp His  
 515 520 525  
 Leu Glu Phe Trp Glu Gly Val Phe Thr Gly Leu Thr His Ile Asp Ala  
 530 535 540  
 His Phe Leu Ser Gln Thr Lys Gln Ser Gly Glu Asn Leu Pro Tyr Leu  
 545 550 555 560  
 Val Ala Tyr Gln Ala Thr Val Cys Ala Arg Ala Gln Ala Pro Pro Pro  
 565 570 575  
 Ser Trp Asp Gln Met Trp Lys Cys Leu Ile Arg Leu Lys Pro Thr Leu  
 580 585 590  
 His Gly Pro Thr Pro Leu Leu Tyr Arg Leu Gly Ala Val Gln Asn Glu  
 595 600 605  
 Val Thr Leu Thr His Pro Val Thr Lys Tyr Ile Met Thr Cys Met Ser  
 610 615 620  
 Ala Asp Leu Glu Val Val Thr Ser Thr Trp Val Leu Val Gly Gly Val  
 625 630 635 640  
 Leu Ala Ala Leu Ala Ala Tyr Cys Leu Ser Thr Gly Cys Val Val Ile  
 645 650 655  
 Val Gly Arg Ile Val Leu Ser Gly Lys Pro Ala Ile Ile Pro Asp Arg  
 660 665 670  
 Glu Val Leu Tyr Arg Glu Phe Asp Glu Met Glu Glu Cys  
 675 680 685

<210> 111

<211> 685  
 <212> PRT  
 <213> Artificial Sequence

<220>  
 <223> Mutant Hepatitis C virus NS3/4A peptide

<400> 111

Ala Pro Ile Thr Ala Tyr Ala Gln Gln Thr Arg Gly Leu Leu Gly Cys  
 1 5 10 15  
 Ile Ile Thr Ser Leu Thr Gly Arg Asp Lys Asn Gln Val Glu Gly Glu  
 20 25 30  
 Val Gln Ile Val Ser Thr Ala Ala Gln Thr Phe Leu Ala Thr Cys Ile  
 35 40 45  
 Asn Gly Val Cys Trp Thr Val Tyr His Gly Ala Gly Thr Arg Thr Ile  
 50 55 60  
 Ala Ser Pro Lys Gly Pro Val Ala Gln Met Tyr Thr Asn Val Asp Gln  
 65 70 75 80  
 Asp Leu Val Gly Trp Pro Ala Pro Gln Gly Ala Arg Ser Leu Thr Pro  
 85 90 95  
 Cys Thr Cys Gly Ser Ser Asp Leu Tyr Leu Val Thr Arg His Ala Asp  
 100 105 110  
 Val Ile Pro Val Arg Arg Arg Gly Asp Gly Arg Gly Ser Leu Leu Ser  
 115 120 125  
 Pro Arg Pro Ile Ser Tyr Leu Lys Gly Ser Ser Gly Gly Pro Leu Leu  
 130 135 140  
 Cys Pro Ala Gly His Ala Val Gly Ile Phe Arg Ala Ala Val Cys Thr  
 145 150 155 160  
 Arg Gly Val Ala Lys Ala Val Asp Phe Ile Pro Val Glu Ser Leu Glu  
 165 170 175  
 Thr Thr Met Arg Ser Pro Val Phe Ser Asp Asn Ser Ser Pro Pro Ala  
 180 185 190  
 Val Pro Gln Ser Tyr Gln Val Ala His Leu His Ala Pro Thr Gly Ser  
 195 200 205  
 Gly Lys Ser Thr Lys Val Pro Ala Ala Tyr Ala Ala Gln Gly Tyr Lys  
 210 215 220  
 Val Leu Val Leu Asn Pro Ser Val Ala Ala Thr Met Gly Phe Gly Ala  
 225 230 235 240  
 Tyr Met Ser Lys Ala His Gly Ile Asp Pro Asn Ile Arg Thr Gly Val  
 245 250 255  
 Arg Thr Ile Thr Thr Gly Ser Pro Ile Thr Tyr Ser Thr Tyr Gly Lys  
 260 265 270  
 Phe Leu Ala Asp Gly Gly Cys Ser Gly Gly Ala Tyr Asp Ile Ile Ile  
 275 280 285  
 Cys Asp Glu Cys His Ser Thr Asp Ala Thr Ser Ile Leu Gly Ile Gly  
 290 295 300  
 Thr Val Leu Asp Gln Ala Glu Thr Ala Gly Ala Arg Leu Thr Val Leu  
 305 310 315 320  
 Ala Thr Ala Thr Pro Pro Gly Ser Val Thr Val Pro His Pro Asn Ile  
 325 330 335  
 Glu Glu Val Ala Leu Ser Thr Thr Gly Glu Ile Pro Phe Tyr Gly Lys  
 340 345 350  
 Ala Ile Pro Leu Glu Ala Ile Lys Gly Gly Arg His Leu Ile Phe Cys  
 355 360 365  
 His Ser Lys Lys Lys Cys Asp Glu Leu Ala Ala Lys Leu Val Ala Leu  
 370 375 380  
 Gly Val Asn Ala Val Ala Tyr Tyr Arg Gly Leu Asp Val Ser Val Ile

```

385          390          395          400
Pro Thr Ser Gly Asp Val Val Val Val Ala Thr Asp Ala Leu Met Thr
      405          410          415
Gly Phe Thr Gly Asp Phe Asp Ser Val Ile Asp Cys Asn Thr Cys Val
      420          425          430
Thr Gln Thr Val Asp Phe Ser Leu Asp Pro Thr Phe Thr Ile Glu Thr
      435          440          445
Ile Thr Leu Pro Gln Asp Ala Val Ser Arg Thr Gln Arg Arg Gly Arg
      450          455          460
Thr Gly Arg Gly Lys Pro Gly Ile Tyr Arg Phe Val Ala Pro Gly Glu
465          470          475          480
Arg Pro Ser Gly Met Phe Asp Ser Ser Val Leu Cys Glu Cys Tyr Asp
      485          490          495
Ala Gly Cys Ala Trp Tyr Glu Leu Thr Pro Ala Glu Thr Thr Val Arg
      500          505          510
Leu Arg Ala Tyr Met Asn Thr Pro Gly Leu Pro Val Cys Gln Asp His
      515          520          525
Leu Glu Phe Trp Glu Gly Val Phe Thr Gly Leu Thr His Ile Asp Ala
      530          535          540
His Phe Leu Ser Gln Thr Lys Gln Ser Gly Glu Asn Leu Pro Tyr Leu
545          550          555          560
Val Ala Tyr Gln Ala Thr Val Cys Ala Arg Ala Gln Ala Pro Pro Pro
      565          570          575
Ser Trp Asp Gln Met Trp Lys Cys Leu Ile Arg Leu Lys Pro Thr Leu
      580          585          590
His Gly Pro Thr Pro Leu Leu Tyr Arg Leu Gly Ala Val Gln Asn Glu
      595          600          605
Val Thr Leu Thr His Pro Val Thr Lys Tyr Ile Met Thr Cys Met Ser
      610          615          620
Ala Asp Leu Glu Val Val Thr Ser Thr Trp Val Leu Val Gly Gly Val
625          630          635          640
Leu Ala Ala Leu Ala Ala Tyr Cys Leu Ser Thr Gly Cys Val Val Ile
      645          650          655
Val Gly Arg Ile Val Leu Ser Gly Lys Pro Ala Ile Ile Pro Asp Arg
      660          665          670
Glu Val Leu Tyr Arg Glu Phe Asp Glu Met Glu Glu Cys
      675          680          685

```

```

<210> 112
<211> 685
<212> PRT
<213> Artificial Sequence

```

```

<220>
<223> Mutant Hepatitis C virus NS3/4A peptide

```

```

<400> 112
Ala Pro Ile Thr Ala Tyr Ala Gln Gln Thr Arg Gly Leu Leu Gly Cys
 1          5          10          15
Ile Ile Thr Ser Leu Thr Gly Arg Asp Lys Asn Gln Val Glu Gly Glu
      20          25          30
Val Gln Ile Val Ser Thr Ala Ala Gln Thr Phe Leu Ala Thr Cys Ile
      35          40          45
Asn Gly Val Cys Trp Thr Val Tyr His Gly Ala Gly Thr Arg Thr Ile
      50          55          60
Ala Ser Pro Lys Gly Pro Val Ile Ala Met Tyr Thr Asn Val Asp Gln

```

65 70 75 80  
 Asp Leu Val Gly Trp Pro Ala Pro Gln Gly Ala Arg Ser Leu Thr Pro  
 85 90 95  
 Cys Thr Cys Gly Ser Ser Asp Leu Tyr Leu Val Thr Arg His Ala Asp  
 100 105 110  
 Val Ile Pro Val Arg Arg Arg Gly Asp Gly Arg Gly Ser Leu Leu Ser  
 115 120 125  
 Pro Arg Pro Ile Ser Tyr Leu Lys Gly Ser Ser Gly Gly Pro Leu Leu  
 130 135 140  
 Cys Pro Ala Gly His Ala Val Gly Ile Phe Arg Ala Ala Val Cys Thr  
 145 150 155 160  
 Arg Gly Val Ala Lys Ala Val Asp Phe Ile Pro Val Glu Ser Leu Glu  
 165 170 175  
 Thr Thr Met Arg Ser Pro Val Phe Ser Asp Asn Ser Ser Pro Pro Ala  
 180 185 190  
 Val Pro Gln Ser Tyr Gln Val Ala His Leu His Ala Pro Thr Gly Ser  
 195 200 205  
 Gly Lys Ser Thr Lys Val Pro Ala Ala Tyr Ala Ala Gln Gly Tyr Lys  
 210 215 220  
 Val Leu Val Leu Asn Pro Ser Val Ala Ala Thr Met Gly Phe Gly Ala  
 225 230 235 240  
 Tyr Met Ser Lys Ala His Gly Ile Asp Pro Asn Ile Arg Thr Gly Val  
 245 250 255  
 Arg Thr Ile Thr Thr Gly Ser Pro Ile Thr Tyr Ser Thr Tyr Gly Lys  
 260 265 270  
 Phe Leu Ala Asp Gly Gly Cys Ser Gly Gly Ala Tyr Asp Ile Ile Ile  
 275 280 285  
 Cys Asp Glu Cys His Ser Thr Asp Ala Thr Ser Ile Leu Gly Ile Gly  
 290 295 300  
 Thr Val Leu Asp Gln Ala Glu Thr Ala Gly Ala Arg Leu Thr Val Leu  
 305 310 315 320  
 Ala Thr Ala Thr Pro Pro Gly Ser Val Thr Val Pro His Pro Asn Ile  
 325 330 335  
 Glu Glu Val Ala Leu Ser Thr Thr Gly Glu Ile Pro Phe Tyr Gly Lys  
 340 345 350  
 Ala Ile Pro Leu Glu Ala Ile Lys Gly Gly Arg His Leu Ile Phe Cys  
 355 360 365  
 His Ser Lys Lys Lys Cys Asp Glu Leu Ala Ala Lys Leu Val Ala Leu  
 370 375 380  
 Gly Val Asn Ala Val Ala Tyr Tyr Arg Gly Leu Asp Val Ser Val Ile  
 385 390 395 400  
 Pro Thr Ser Gly Asp Val Val Val Val Ala Thr Asp Ala Leu Met Thr  
 405 410 415  
 Gly Phe Thr Gly Asp Phe Asp Ser Val Ile Asp Cys Asn Thr Cys Val  
 420 425 430  
 Thr Gln Thr Val Asp Phe Ser Leu Asp Pro Thr Phe Thr Ile Glu Thr  
 435 440 445  
 Ile Thr Leu Pro Gln Asp Ala Val Ser Arg Thr Gln Arg Arg Gly Arg  
 450 455 460  
 Thr Gly Arg Gly Lys Pro Gly Ile Tyr Arg Phe Val Ala Pro Gly Glu  
 465 470 475 480  
 Arg Pro Ser Gly Met Phe Asp Ser Ser Val Leu Cys Glu Cys Tyr Asp  
 485 490 495  
 Ala Gly Cys Ala Trp Tyr Glu Leu Thr Pro Ala Glu Thr Thr Val Arg  
 500 505 510  
 Leu Arg Ala Tyr Met Asn Thr Pro Gly Leu Pro Val Cys Gln Asp His  
 515 520 525

Leu Glu Phe Trp Glu Gly Val Phe Thr Gly Leu Thr His Ile Asp Ala  
 530 535 540  
 His Phe Leu Ser Gln Thr Lys Gln Ser Gly Glu Asn Leu Pro Tyr Leu  
 545 550 555 560  
 Val Ala Tyr Gln Ala Thr Val Cys Ala Arg Ala Gln Ala Pro Pro Pro  
 565 570 575  
 Ser Trp Asp Gln Met Trp Lys Cys Leu Ile Arg Leu Lys Pro Thr Leu  
 580 585 590  
 His Gly Pro Thr Pro Leu Leu Tyr Arg Leu Gly Ala Val Gln Asn Glu  
 595 600 605  
 Val Thr Leu Thr His Pro Val Thr Lys Tyr Ile Met Thr Cys Met Ser  
 610 615 620  
 Ala Asp Leu Glu Val Val Thr Ser Thr Trp Val Leu Val Gly Gly Val  
 625 630 635 640  
 Leu Ala Ala Leu Ala Ala Tyr Cys Leu Ser Thr Gly Cys Val Val Ile  
 645 650 655  
 Val Gly Arg Ile Val Leu Ser Gly Lys Pro Ala Ile Ile Pro Asp Arg  
 660 665 670  
 Glu Val Leu Tyr Arg Glu Phe Asp Glu Met Glu Glu Cys  
 675 680 685

<210> 113  
 <211> 685  
 <212> PRT  
 <213> Artificial Sequence

<220>  
 <223> Mutant Hepatitis C virus NS3/4A peptide

<400> 113  
 Ala Pro Ile Thr Ala Tyr Ala Gln Gln Thr Arg Gly Leu Leu Gly Cys  
 1 5 10 15  
 Ile Ile Thr Ser Leu Thr Gly Arg Asp Lys Asn Gln Val Glu Gly Glu  
 20 25 30  
 Val Gln Ile Val Ser Thr Ala Ala Gln Thr Phe Leu Ala Thr Cys Ile  
 35 40 45  
 Asn Gly Val Cys Trp Thr Val Tyr His Gly Ala Gly Thr Arg Thr Ile  
 50 55 60  
 Ala Ser Pro Lys Gly Pro Val Ile Gln Ala Tyr Thr Asn Val Asp Gln  
 65 70 75 80  
 Asp Leu Val Gly Trp Pro Ala Pro Gln Gly Ala Arg Ser Leu Thr Pro  
 85 90 95  
 Cys Thr Cys Gly Ser Ser Asp Leu Tyr Leu Val Thr Arg His Ala Asp  
 100 105 110  
 Val Ile Pro Val Arg Arg Arg Gly Asp Gly Arg Gly Ser Leu Leu Ser  
 115 120 125  
 Pro Arg Pro Ile Ser Tyr Leu Lys Gly Ser Ser Gly Gly Pro Leu Leu  
 130 135 140  
 Cys Pro Ala Gly His Ala Val Gly Ile Phe Arg Ala Ala Val Cys Thr  
 145 150 155 160  
 Arg Gly Val Ala Lys Ala Val Asp Phe Ile Pro Val Glu Ser Leu Glu  
 165 170 175  
 Thr Thr Met Arg Ser Pro Val Phe Ser Asp Asn Ser Ser Pro Pro Ala  
 180 185 190  
 Val Pro Gln Ser Tyr Gln Val Ala His Leu His Ala Pro Thr Gly Ser  
 195 200 205

Gly Lys Ser Thr Lys Val Pro Ala Ala Tyr Ala Ala Gln Gly Tyr Lys  
 210 215 220  
 Val Leu Val Leu Asn Pro Ser Val Ala Ala Thr Met Gly Phe Gly Ala  
 225 230 235 240  
 Tyr Met Ser Lys Ala His Gly Ile Asp Pro Asn Ile Arg Thr Gly Val  
 245 250 255  
 Arg Thr Ile Thr Thr Gly Ser Pro Ile Thr Tyr Ser Thr Tyr Gly Lys  
 260 265 270  
 Phe Leu Ala Asp Gly Gly Cys Ser Gly Gly Ala Tyr Asp Ile Ile Ile  
 275 280 285  
 Cys Asp Glu Cys His Ser Thr Asp Ala Thr Ser Ile Leu Gly Ile Gly  
 290 295 300  
 Thr Val Leu Asp Gln Ala Glu Thr Ala Gly Ala Arg Leu Thr Val Leu  
 305 310 315 320  
 Ala Thr Ala Thr Pro Pro Gly Ser Val Thr Val Pro His Pro Asn Ile  
 325 330 335  
 Glu Glu Val Ala Leu Ser Thr Thr Gly Glu Ile Pro Phe Tyr Gly Lys  
 340 345 350  
 Ala Ile Pro Leu Glu Ala Ile Lys Gly Gly Arg His Leu Ile Phe Cys  
 355 360 365  
 His Ser Lys Lys Lys Cys Asp Glu Leu Ala Ala Lys Leu Val Ala Leu  
 370 375 380  
 Gly Val Asn Ala Val Ala Tyr Tyr Arg Gly Leu Asp Val Ser Val Ile  
 385 390 395 400  
 Pro Thr Ser Gly Asp Val Val Val Val Ala Thr Asp Ala Leu Met Thr  
 405 410 415  
 Gly Phe Thr Gly Asp Phe Asp Ser Val Ile Asp Cys Asn Thr Cys Val  
 420 425 430  
 Thr Gln Thr Val Asp Phe Ser Leu Asp Pro Thr Phe Thr Ile Glu Thr  
 435 440 445  
 Ile Thr Leu Pro Gln Asp Ala Val Ser Arg Thr Gln Arg Arg Gly Arg  
 450 455 460  
 Thr Gly Arg Gly Lys Pro Gly Ile Tyr Arg Phe Val Ala Pro Gly Glu  
 465 470 475 480  
 Arg Pro Ser Gly Met Phe Asp Ser Ser Val Leu Cys Glu Cys Tyr Asp  
 485 490 495  
 Ala Gly Cys Ala Trp Tyr Glu Leu Thr Pro Ala Glu Thr Thr Val Arg  
 500 505 510  
 Leu Arg Ala Tyr Met Asn Thr Pro Gly Leu Pro Val Cys Gln Asp His  
 515 520 525  
 Leu Glu Phe Trp Glu Gly Val Phe Thr Gly Leu Thr His Ile Asp Ala  
 530 535 540  
 His Phe Leu Ser Gln Thr Lys Gln Ser Gly Glu Asn Leu Pro Tyr Leu  
 545 550 555 560  
 Val Ala Tyr Gln Ala Thr Val Cys Ala Arg Ala Gln Ala Pro Pro Pro  
 565 570 575  
 Ser Trp Asp Gln Met Trp Lys Cys Leu Ile Arg Leu Lys Pro Thr Leu  
 580 585 590  
 His Gly Pro Thr Pro Leu Leu Tyr Arg Leu Gly Ala Val Gln Asn Glu  
 595 600 605  
 Val Thr Leu Thr His Pro Val Thr Lys Tyr Ile Met Thr Cys Met Ser  
 610 615 620  
 Ala Asp Leu Glu Val Val Thr Ser Thr Trp Val Leu Val Gly Gly Val  
 625 630 635 640  
 Leu Ala Ala Leu Ala Ala Tyr Cys Leu Ser Thr Gly Cys Val Val Ile  
 645 650 655  
 Val Gly Arg Ile Val Leu Ser Gly Lys Pro Ala Ile Ile Pro Asp Arg

Glu Val Leu Tyr Arg Glu Phe Asp Glu Met Glu Glu Cys  
 675 660 665 670  
 685

<210> 114  
 <211> 685  
 <212> PRT  
 <213> Artificial Sequence

<220>  
 <223> Mutant Hepatitis C virus NS3/4A peptide

<400> 114  
 Ala Pro Ile Thr Ala Tyr Ala Gln Gln Thr Arg Gly Leu Leu Gly Cys  
 1 5 10 15  
 Ile Ile Thr Ser Leu Thr Gly Arg Asp Lys Asn Gln Val Glu Gly Glu  
 20 25 30  
 Val Gln Ile Val Ser Thr Ala Ala Gln Thr Phe Leu Ala Thr Cys Ile  
 35 40 45  
 Asn Gly Val Cys Trp Thr Val Tyr His Gly Ala Gly Thr Arg Thr Ile  
 50 55 60  
 Ala Ser Pro Lys Gly Pro Val Ile Gln Met Ala Thr Asn Val Asp Gln  
 65 70 75 80  
 Asp Leu Val Gly Trp Pro Ala Pro Gln Gly Ala Arg Ser Leu Thr Pro  
 85 90 95  
 Cys Thr Cys Gly Ser Ser Asp Leu Tyr Leu Val Thr Arg His Ala Asp  
 100 105 110  
 Val Ile Pro Val Arg Arg Arg Gly Asp Gly Arg Gly Ser Leu Leu Ser  
 115 120 125  
 Pro Arg Pro Ile Ser Tyr Leu Lys Gly Ser Ser Gly Gly Pro Leu Leu  
 130 135 140  
 Cys Pro Ala Gly His Ala Val Gly Ile Phe Arg Ala Ala Val Cys Thr  
 145 150 155 160  
 Arg Gly Val Ala Lys Ala Val Asp Phe Ile Pro Val Glu Ser Leu Glu  
 165 170 175  
 Thr Thr Met Arg Ser Pro Val Phe Ser Asp Asn Ser Ser Pro Pro Ala  
 180 185 190  
 Val Pro Gln Ser Tyr Gln Val Ala His Leu His Ala Pro Thr Gly Ser  
 195 200 205  
 Gly Lys Ser Thr Lys Val Pro Ala Ala Tyr Ala Ala Gln Gly Tyr Lys  
 210 215 220  
 Val Leu Val Leu Asn Pro Ser Val Ala Ala Thr Met Gly Phe Gly Ala  
 225 230 235 240  
 Tyr Met Ser Lys Ala His Gly Ile Asp Pro Asn Ile Arg Thr Gly Val  
 245 250 255  
 Arg Thr Ile Thr Thr Gly Ser Pro Ile Thr Tyr Ser Thr Tyr Gly Lys  
 260 265 270  
 Phe Leu Ala Asp Gly Gly Cys Ser Gly Gly Ala Tyr Asp Ile Ile Ile  
 275 280 285  
 Cys Asp Glu Cys His Ser Thr Asp Ala Thr Ser Ile Leu Gly Ile Gly  
 290 295 300  
 Thr Val Leu Asp Gln Ala Glu Thr Ala Gly Ala Arg Leu Thr Val Leu  
 305 310 315 320  
 Ala Thr Ala Thr Pro Pro Gly Ser Val Thr Val Pro His Pro Asn Ile  
 325 330 335  
 Glu Glu Val Ala Leu Ser Thr Thr Gly Glu Ile Pro Phe Tyr Gly Lys



			340						345						350
Ala	Ile	Pro	Leu	Glu	Ala	Ile	Lys	Gly	Gly	Arg	His	Leu	Ile	Phe	Cys
			355						360						365
His	Ser	Lys	Lys	Lys	Cys	Asp	Glu	Leu	Ala	Ala	Lys	Leu	Val	Ala	Leu
			370						375						380
Gly	Val	Asn	Ala	Val	Ala	Tyr	Tyr	Arg	Gly	Leu	Asp	Val	Ser	Val	Ile
			385						390						400
Pro	Thr	Ser	Gly	Asp	Val	Val	Val	Val	Ala	Thr	Asp	Ala	Leu	Met	Thr
									405						410
Gly	Phe	Thr	Gly	Asp	Phe	Asp	Ser	Val	Ile	Asp	Cys	Asn	Thr	Cys	Val
									410						415
Thr	Gln	Thr	Val	Asp	Phe	Ser	Leu	Asp	Pro	Thr	Phe	Thr	Ile	Glu	Thr
									420						425
Ile	Thr	Leu	Pro	Gln	Asp	Ala	Val	Ser	Arg	Thr	Gln	Arg	Arg	Gly	Arg
									430						435
Thr	Gly	Arg	Gly	Lys	Pro	Gly	Ile	Tyr	Arg	Phe	Val	Ala	Pro	Gly	Glu
									440						445
Arg	Pro	Ser	Gly	Met	Phe	Asp	Ser	Ser	Val	Leu	Cys	Glu	Cys	Tyr	Asp
									450						455
Ala	Gly	Cys	Ala	Trp	Tyr	Glu	Leu	Thr	Pro	Ala	Glu	Thr	Thr	Val	Arg
									460						465
Leu	Arg	Ala	Tyr	Met	Asn	Thr	Pro	Gly	Leu	Pro	Val	Cys	Gln	Asp	His
									470						475
Leu	Glu	Phe	Trp	Glu	Gly	Val	Phe	Thr	Gly	Leu	Thr	His	Ile	Asp	Ala
									480						485
His	Phe	Leu	Ser	Gln	Thr	Lys	Gln	Ser	Gly	Glu	Asn	Leu	Pro	Tyr	Leu
									490						495
Val	Ala	Tyr	Gln	Ala	Thr	Val	Cys	Ala	Arg	Ala	Gln	Ala	Pro	Pro	Pro
									500						505
Ser	Trp	Asp	Gln	Met	Trp	Lys	Cys	Leu	Ile	Arg	Leu	Lys	Pro	Thr	Leu
									510						515
His	Gly	Pro	Thr	Pro	Leu	Leu	Tyr	Arg	Leu	Gly	Ala	Val	Gln	Asn	Glu
									520						525
Val	Thr	Leu	Thr	His	Pro	Val	Thr	Lys	Tyr	Ile	Met	Thr	Cys	Met	Ser
									530						535
Ala	Asp	Leu	Glu	Val	Val	Thr	Ser	Thr	Trp	Val	Leu	Val	Gly	Gly	Val
									540						545
Leu	Ala	Ala	Leu	Ala	Ala	Tyr	Cys	Leu	Ser	Thr	Gly	Cys	Val	Val	Ile
									550						555
Val	Gly	Arg	Ile	Val	Leu	Ser	Gly	Lys	Pro	Ala	Ile	Ile	Pro	Asp	Arg
									560						565
Glu	Val	Leu	Tyr	Arg	Glu	Phe	Asp	Glu	Met	Glu	Glu	Cys			
									570						575

<210> 115

<211> 685

<212> PRT

<213> Artificial Sequence

<220>

<223> Mutant Hepatitis C virus NS3/4A peptide

<400> 115

Ala	Pro	Ile	Thr	Ala	Tyr	Ala	Gln	Gln	Thr	Arg	Gly	Leu	Leu	Gly	Cys
1				5					10					15	
Ile	Ile	Thr	Ser	Leu	Thr	Gly	Arg	Asp	Lys	Asn	Gln	Val	Glu	Gly	Glu

			20					25				30			
Val	Gln	Ile	Val	Ser	Thr	Ala	Ala	Gln	Thr	Phe	Leu	Ala	Thr	Cys	Ile
			35					40				45			
Asn	Gly	Val	Cys	Trp	Thr	Val	Tyr	His	Gly	Ala	Gly	Thr	Arg	Thr	Ile
			50					55				60			
Ala	Ser	Pro	Lys	Gly	Pro	Val	Ile	Gln	Met	Tyr	Ala	Asn	Val	Asp	Gln
			65					70			75				80
Asp	Leu	Val	Gly	Trp	Pro	Ala	Pro	Gln	Gly	Ala	Arg	Ser	Leu	Thr	Pro
				85					90					95	
Cys	Thr	Cys	Gly	Ser	Ser	Asp	Leu	Tyr	Leu	Val	Thr	Arg	His	Ala	Asp
			100					105					110		
Val	Ile	Pro	Val	Arg	Arg	Arg	Gly	Asp	Gly	Arg	Gly	Ser	Leu	Leu	Ser
			115					120				125			
Pro	Arg	Pro	Ile	Ser	Tyr	Leu	Lys	Gly	Ser	Ser	Gly	Gly	Pro	Leu	Leu
			130				135					140			
Cys	Pro	Ala	Gly	His	Ala	Val	Gly	Ile	Phe	Arg	Ala	Ala	Val	Cys	Thr
			145				150			155					160
Arg	Gly	Val	Ala	Lys	Ala	Val	Asp	Phe	Ile	Pro	Val	Glu	Ser	Leu	Glu
				165					170					175	
Thr	Thr	Met	Arg	Ser	Pro	Val	Phe	Ser	Asp	Asn	Ser	Ser	Pro	Pro	Ala
			180					185						190	
Val	Pro	Gln	Ser	Tyr	Gln	Val	Ala	His	Leu	His	Ala	Pro	Thr	Gly	Ser
			195				200					205			
Gly	Lys	Ser	Thr	Lys	Val	Pro	Ala	Ala	Tyr	Ala	Ala	Gln	Gly	Tyr	Lys
			210			215					220				
Val	Leu	Val	Leu	Asn	Pro	Ser	Val	Ala	Ala	Thr	Met	Gly	Phe	Gly	Ala
			225			230				235					240
Tyr	Met	Ser	Lys	Ala	His	Gly	Ile	Asp	Pro	Asn	Ile	Arg	Thr	Gly	Val
				245				250						255	
Arg	Thr	Ile	Thr	Thr	Gly	Ser	Pro	Ile	Thr	Tyr	Ser	Thr	Tyr	Gly	Lys
			260					265						270	
Phe	Leu	Ala	Asp	Gly	Gly	Cys	Ser	Gly	Gly	Ala	Tyr	Asp	Ile	Ile	Ile
			275				280					285			
Cys	Asp	Glu	Cys	His	Ser	Thr	Asp	Ala	Thr	Ser	Ile	Leu	Gly	Ile	Gly
			290			295					300				
Thr	Val	Leu	Asp	Gln	Ala	Glu	Thr	Ala	Gly	Ala	Arg	Leu	Thr	Val	Leu
			305			310				315					320
Ala	Thr	Ala	Thr	Pro	Pro	Gly	Ser	Val	Thr	Val	Pro	His	Pro	Asn	Ile
				325					330					335	
Glu	Glu	Val	Ala	Leu	Ser	Thr	Thr	Gly	Glu	Ile	Pro	Phe	Tyr	Gly	Lys
			340					345					350		
Ala	Ile	Pro	Leu	Glu	Ala	Ile	Lys	Gly	Gly	Arg	His	Leu	Ile	Phe	Cys
			355				360					365			
His	Ser	Lys	Lys	Lys	Cys	Asp	Glu	Leu	Ala	Ala	Lys	Leu	Val	Ala	Leu
			370			375					380				
Gly	Val	Asn	Ala	Val	Ala	Tyr	Tyr	Arg	Gly	Leu	Asp	Val	Ser	Val	Ile
			385			390				395					400
Pro	Thr	Ser	Gly	Asp	Val	Val	Val	Val	Ala	Thr	Asp	Ala	Leu	Met	Thr
				405					410					415	
Gly	Phe	Thr	Gly	Asp	Phe	Asp	Ser	Val	Ile	Asp	Cys	Asn	Thr	Cys	Val
			420					425					430		
Thr	Gln	Thr	Val	Asp	Phe	Ser	Leu	Asp	Pro	Thr	Phe	Thr	Ile	Glu	Thr
			435				440					445			
Ile	Thr	Leu	Pro	Gln	Asp	Ala	Val	Ser	Arg	Thr	Gln	Arg	Arg	Gly	Arg
			450			455					460				
Thr	Gly	Arg	Gly	Lys	Pro	Gly	Ile	Tyr	Arg	Phe	Val	Ala	Pro	Gly	Glu
			465		470					475					480

Arg Pro Ser Gly Met Phe Asp Ser Ser Val Leu Cys Glu Cys Tyr Asp  
 485 490 495  
 Ala Gly Cys Ala Trp Tyr Glu Leu Thr Pro Ala Glu Thr Thr Val Arg  
 500 505 510  
 Leu Arg Ala Tyr Met Asn Thr Pro Gly Leu Pro Val Cys Gln Asp His  
 515 520 525  
 Leu Glu Phe Trp Glu Gly Val Phe Thr Gly Leu Thr His Ile Asp Ala  
 530 535 540  
 His Phe Leu Ser Gln Thr Lys Gln Ser Gly Glu Asn Leu Pro Tyr Leu  
 545 550 555 560  
 Val Ala Tyr Gln Ala Thr Val Cys Ala Arg Ala Gln Ala Pro Pro Pro  
 565 570 575  
 Ser Trp Asp Gln Met Trp Lys Cys Leu Ile Arg Leu Lys Pro Thr Leu  
 580 585 590  
 His Gly Pro Thr Pro Leu Leu Tyr Arg Leu Gly Ala Val Gln Asn Glu  
 595 600 605  
 Val Thr Leu Thr His Pro Val Thr Lys Tyr Ile Met Thr Cys Met Ser  
 610 615 620  
 Ala Asp Leu Glu Val Val Thr Ser Thr Trp Val Leu Val Gly Gly Val  
 625 630 635 640  
 Leu Ala Ala Leu Ala Tyr Cys Leu Ser Thr Gly Cys Val Val Ile  
 645 650 655  
 Val Gly Arg Ile Val Leu Ser Gly Lys Pro Ala Ile Ile Pro Asp Arg  
 660 665 670  
 Glu Val Leu Tyr Arg Glu Phe Asp Glu Met Glu Glu Cys  
 675 680 685

<210> 116  
 <211> 685  
 <212> PRT  
 <213> Artificial Sequence

<220>  
 <223> Mutant Hepatitis C virus NS3/4A peptide

<400> 116  
 Ala Pro Ile Thr Ala Tyr Ala Gln Gln Thr Arg Gly Leu Leu Gly Cys  
 1 5 10 15  
 Ile Ile Thr Ser Leu Thr Gly Arg Asp Lys Asn Gln Val Glu Gly Glu  
 20 25 30  
 Val Gln Ile Val Ser Thr Ala Ala Gln Thr Phe Leu Ala Thr Cys Ile  
 35 40 45  
 Asn Gly Val Cys Trp Thr Val Tyr His Gly Ala Gly Thr Arg Thr Ile  
 50 55 60  
 Ala Ser Pro Lys Gly Pro Val Ile Gln Met Tyr Thr Ala Val Asp Gln  
 65 70 75 80  
 Asp Leu Val Gly Trp Pro Ala Pro Gln Gly Ala Arg Ser Leu Thr Pro  
 85 90 95  
 Cys Thr Cys Gly Ser Ser Asp Leu Tyr Leu Val Thr Arg His Ala Asp  
 100 105 110  
 Val Ile Pro Val Arg Arg Arg Gly Asp Gly Arg Gly Ser Leu Leu Ser  
 115 120 125  
 Pro Arg Pro Ile Ser Tyr Leu Lys Gly Ser Ser Gly Gly Pro Leu Leu  
 130 135 140  
 Cys Pro Ala Gly His Ala Val Gly Ile Phe Arg Ala Ala Val Cys Thr  
 145 150 155 160

Arg Gly Val Ala Lys Ala Val Asp Phe Ile Pro Val Glu Ser Leu Glu  
 165 170 175  
 Thr Thr Met Arg Ser Pro Val Phe Ser Asp Asn Ser Ser Pro Pro Ala  
 180 185 190  
 Val Pro Gln Ser Tyr Gln Val Ala His Leu His Ala Pro Thr Gly Ser  
 195 200 205  
 Gly Lys Ser Thr Lys Val Pro Ala Ala Tyr Ala Ala Gln Gly Tyr Lys  
 210 215 220  
 Val Leu Val Leu Asn Pro Ser Val Ala Ala Thr Met Gly Phe Gly Ala  
 225 230 235 240  
 Tyr Met Ser Lys Ala His Gly Ile Asp Pro Asn Ile Arg Thr Gly Val  
 245 250 255  
 Arg Thr Ile Thr Thr Gly Ser Pro Ile Thr Tyr Ser Thr Tyr Gly Lys  
 260 265 270  
 Phe Leu Ala Asp Gly Gly Cys Ser Gly Gly Ala Tyr Asp Ile Ile Ile  
 275 280 285  
 Cys Asp Glu Cys His Ser Thr Asp Ala Thr Ser Ile Leu Gly Ile Gly  
 290 295 300  
 Thr Val Leu Asp Gln Ala Glu Thr Ala Gly Ala Arg Leu Thr Val Leu  
 305 310 315 320  
 Ala Thr Ala Thr Pro Pro Gly Ser Val Thr Val Pro His Pro Asn Ile  
 325 330 335  
 Glu Glu Val Ala Leu Ser Thr Thr Gly Glu Ile Pro Phe Tyr Gly Lys  
 340 345 350  
 Ala Ile Pro Leu Glu Ala Ile Lys Gly Gly Arg His Leu Ile Phe Cys  
 355 360 365  
 His Ser Lys Lys Lys Cys Asp Glu Leu Ala Ala Lys Leu Val Ala Leu  
 370 375 380  
 Gly Val Asn Ala Val Ala Tyr Tyr Arg Gly Leu Asp Val Ser Val Ile  
 385 390 395 400  
 Pro Thr Ser Gly Asp Val Val Val Val Ala Thr Asp Ala Leu Met Thr  
 405 410 415  
 Gly Phe Thr Gly Asp Phe Asp Ser Val Ile Asp Cys Asn Thr Cys Val  
 420 425 430  
 Thr Gln Thr Val Asp Phe Ser Leu Asp Pro Thr Phe Thr Ile Glu Thr  
 435 440 445  
 Ile Thr Leu Pro Gln Asp Ala Val Ser Arg Thr Gln Arg Arg Gly Arg  
 450 455 460  
 Thr Gly Arg Gly Lys Pro Gly Ile Tyr Arg Phe Val Ala Pro Gly Glu  
 465 470 475 480  
 Arg Pro Ser Gly Met Phe Asp Ser Ser Val Leu Cys Glu Cys Tyr Asp  
 485 490 495  
 Ala Gly Cys Ala Trp Tyr Glu Leu Thr Pro Ala Glu Thr Thr Val Arg  
 500 505 510  
 Leu Arg Ala Tyr Met Asn Thr Pro Gly Leu Pro Val Cys Gln Asp His  
 515 520 525  
 Leu Glu Phe Trp Glu Gly Val Phe Thr Gly Leu Thr His Ile Asp Ala  
 530 535 540  
 His Phe Leu Ser Gln Thr Lys Gln Ser Gly Glu Asn Leu Pro Tyr Leu  
 545 550 555 560  
 Val Ala Tyr Gln Ala Thr Val Cys Ala Arg Ala Gln Ala Pro Pro Pro  
 565 570 575  
 Ser Trp Asp Gln Met Trp Lys Cys Leu Ile Arg Leu Lys Pro Thr Leu  
 580 585 590  
 His Gly Pro Thr Pro Leu Leu Tyr Arg Leu Gly Ala Val Gln Asn Glu  
 595 600 605  
 Val Thr Leu Thr His Pro Val Thr Lys Tyr Ile Met Thr Cys Met Ser

610 615 620  
 Ala Asp Leu Glu Val Val Thr Ser Thr Trp Val Leu Val Gly Gly Val  
 625 630 635 640  
 Leu Ala Ala Leu Ala Ala Tyr Cys Leu Ser Thr Gly Cys Val Val Ile  
 645 650 655  
 Val Gly Arg Ile Val Leu Ser Gly Lys Pro Ala Ile Ile Pro Asp Arg  
 660 665 670  
 Glu Val Leu Tyr Arg Glu Phe Asp Glu Met Glu Glu Cys  
 675 680 685

<210> 117  
 <211> 685  
 <212> PRT  
 <213> Artificial Sequence

<220>  
 <223> Mutant Hepatitis C virus NS3/4A peptide

<400> 117  
 Ala Pro Ile Thr Ala Tyr Ala Gln Gln Thr Arg Gly Leu Leu Gly Cys  
 1 5 10 15  
 Ile Ile Thr Ser Leu Thr Gly Arg Asp Lys Asn Gln Val Glu Gly Glu  
 20 25 30  
 Val Gln Ile Val Ser Thr Ala Ala Gln Thr Phe Leu Ala Thr Cys Ile  
 35 40 45  
 Asn Gly Val Cys Trp Thr Val Tyr His Gly Ala Gly Thr Arg Thr Ile  
 50 55 60  
 Ala Ser Pro Lys Gly Pro Val Ile Gln Met Tyr Thr Asn Ala Asp Gln  
 65 70 75 80  
 Asp Leu Val Gly Trp Pro Ala Pro Gln Gly Ala Arg Ser Leu Thr Pro  
 85 90 95  
 Cys Thr Cys Gly Ser Ser Asp Leu Tyr Leu Val Thr Arg His Ala Asp  
 100 105 110  
 Val Ile Pro Val Arg Arg Arg Gly Asp Gly Arg Gly Ser Leu Leu Ser  
 115 120 125  
 Pro Arg Pro Ile Ser Tyr Leu Lys Gly Ser Ser Gly Gly Pro Leu Leu  
 130 135 140  
 Cys Pro Ala Gly His Ala Val Gly Ile Phe Arg Ala Ala Val Cys Thr  
 145 150 155 160  
 Arg Gly Val Ala Lys Ala Val Asp Phe Ile Pro Val Glu Ser Leu Glu  
 165 170 175  
 Thr Thr Met Arg Ser Pro Val Phe Ser Asp Asn Ser Ser Pro Pro Ala  
 180 185 190  
 Val Pro Gln Ser Tyr Gln Val Ala His Leu His Ala Pro Thr Gly Ser  
 195 200 205  
 Gly Lys Ser Thr Lys Val Pro Ala Ala Tyr Ala Ala Gln Gly Tyr Lys  
 210 215 220  
 Val Leu Val Leu Asn Pro Ser Val Ala Ala Thr Met Gly Phe Gly Ala  
 225 230 235 240  
 Tyr Met Ser Lys Ala His Gly Ile Asp Pro Asn Ile Arg Thr Gly Val  
 245 250 255  
 Arg Thr Ile Thr Thr Gly Ser Pro Ile Thr Tyr Ser Thr Tyr Gly Lys  
 260 265 270  
 Phe Leu Ala Asp Gly Gly Cys Ser Gly Gly Ala Tyr Asp Ile Ile Ile  
 275 280 285  
 Cys Asp Glu Cys His Ser Thr Asp Ala Thr Ser Ile Leu Gly Ile Gly

290						295						300					
Thr	Val	Leu	Asp	Gln	Ala	Glu	Thr	Ala	Gly	Ala	Arg	Leu	Thr	Val	Leu		
305					310					315					320		
Ala	Thr	Ala	Thr	Pro	Pro	Gly	Ser	Val	Thr	Val	Pro	His	Pro	Asn	Ile		
				325					330					335			
Glu	Glu	Val	Ala	Leu	Ser	Thr	Thr	Gly	Glu	Ile	Pro	Phe	Tyr	Gly	Lys		
			340					345					350				
Ala	Ile	Pro	Leu	Glu	Ala	Ile	Lys	Gly	Gly	Arg	His	Leu	Ile	Phe	Cys		
		355					360					365					
His	Ser	Lys	Lys	Lys	Cys	Asp	Glu	Leu	Ala	Ala	Lys	Leu	Val	Ala	Leu		
	370					375						380					
Gly	Val	Asn	Ala	Val	Ala	Tyr	Tyr	Arg	Gly	Leu	Asp	Val	Ser	Val	Ile		
385					390					395					400		
Pro	Thr	Ser	Gly	Asp	Val	Val	Val	Val	Ala	Thr	Asp	Ala	Leu	Met	Thr		
				405					410					415			
Gly	Phe	Thr	Gly	Asp	Phe	Asp	Ser	Val	Ile	Asp	Cys	Asn	Thr	Cys	Val		
			420					425					430				
Thr	Gln	Thr	Val	Asp	Phe	Ser	Leu	Asp	Pro	Thr	Phe	Thr	Ile	Glu	Thr		
		435					440					445					
Ile	Thr	Leu	Pro	Gln	Asp	Ala	Val	Ser	Arg	Thr	Gln	Arg	Arg	Gly	Arg		
	450				455						460						
Thr	Gly	Arg	Gly	Lys	Pro	Gly	Ile	Tyr	Arg	Phe	Val	Ala	Pro	Gly	Glu		
465					470					475				480			
Arg	Pro	Ser	Gly	Met	Phe	Asp	Ser	Ser	Val	Leu	Cys	Glu	Cys	Tyr	Asp		
				485					490					495			
Ala	Gly	Cys	Ala	Trp	Tyr	Glu	Leu	Thr	Pro	Ala	Glu	Thr	Thr	Val	Arg		
			500					505					510				
Leu	Arg	Ala	Tyr	Met	Asn	Thr	Pro	Gly	Leu	Pro	Val	Cys	Gln	Asp	His		
	515						520					525					
Leu	Glu	Phe	Trp	Glu	Gly	Val	Phe	Thr	Gly	Leu	Thr	His	Ile	Asp	Ala		
	530					535						540					
His	Phe	Leu	Ser	Gln	Thr	Lys	Gln	Ser	Gly	Glu	Asn	Leu	Pro	Tyr	Leu		
545					550					555					560		
Val	Ala	Tyr	Gln	Ala	Thr	Val	Cys	Ala	Arg	Ala	Gln	Ala	Pro	Pro	Pro		
				565					570					575			
Ser	Trp	Asp	Gln	Met	Trp	Lys	Cys	Leu	Ile	Arg	Leu	Lys	Pro	Thr	Leu		
			580					585					590				
His	Gly	Pro	Thr	Pro	Leu	Leu	Tyr	Arg	Leu	Gly	Ala	Val	Gln	Asn	Glu		
	595						600					605					
Val	Thr	Leu	Thr	His	Pro	Val	Thr	Lys	Tyr	Ile	Met	Thr	Cys	Met	Ser		
	610					615						620					
Ala	Asp	Leu	Glu	Val	Val	Thr	Ser	Thr	Trp	Val	Leu	Val	Gly	Gly	Val		
625					630					635				640			
Leu	Ala	Ala	Leu	Ala	Ala	Tyr	Cys	Leu	Ser	Thr	Gly	Cys	Val	Val	Ile		
				645					650					655			
Val	Gly	Arg	Ile	Val	Leu	Ser	Gly	Lys	Pro	Ala	Ile	Ile	Pro	Asp	Arg		
			660					665					670				
Glu	Val	Leu	Tyr	Arg	Glu	Phe	Asp	Glu	Met	Glu	Glu	Cys					
	675						680					685					

<210> 118  
 <211> 685  
 <212> PRT  
 <213> Artificial Sequence

<220>

<223> Mutant Hepatitis C virus NS3/4A peptide

<400> 118

Ala Pro Ile Thr Ala Tyr Ala Gln Gln Thr Arg Gly Leu Leu Gly Cys  
 1 5 10 15  
 Ile Ile Thr Ser Leu Thr Gly Arg Asp Lys Asn Gln Val Glu Gly Glu  
 20 25 30  
 Val Gln Ile Val Ser Thr Ala Ala Gln Thr Phe Leu Ala Thr Cys Ile  
 35 40 45  
 Asn Gly Val Cys Trp Thr Val Tyr His Gly Ala Gly Thr Arg Thr Ile  
 50 55 60  
 Ala Ser Pro Lys Gly Pro Val Ile Gln Met Tyr Thr Asn Val Ala Gln  
 65 70 75 80  
 Asp Leu Val Gly Trp Pro Ala Pro Gln Gly Ala Arg Ser Leu Thr Pro  
 85 90 95  
 Cys Thr Cys Gly Ser Ser Asp Leu Tyr Leu Val Thr Arg His Ala Asp  
 100 105 110  
 Val Ile Pro Val Arg Arg Arg Gly Asp Gly Arg Gly Ser Leu Leu Ser  
 115 120 125  
 Pro Arg Pro Ile Ser Tyr Leu Lys Gly Ser Ser Gly Gly Pro Leu Leu  
 130 135 140  
 Cys Pro Ala Gly His Ala Val Gly Ile Phe Arg Ala Ala Val Cys Thr  
 145 150 155 160  
 Arg Gly Val Ala Lys Ala Val Asp Phe Ile Pro Val Glu Ser Leu Glu  
 165 170 175  
 Thr Thr Met Arg Ser Pro Val Phe Ser Asp Asn Ser Ser Pro Pro Ala  
 180 185 190  
 Val Pro Gln Ser Tyr Gln Val Ala His Leu His Ala Pro Thr Gly Ser  
 195 200 205  
 Gly Lys Ser Thr Lys Val Pro Ala Ala Tyr Ala Ala Gln Gly Tyr Lys  
 210 215 220  
 Val Leu Val Leu Asn Pro Ser Val Ala Ala Thr Met Gly Phe Gly Ala  
 225 230 235 240  
 Tyr Met Ser Lys Ala His Gly Ile Asp Pro Asn Ile Arg Thr Gly Val  
 245 250 255  
 Arg Thr Ile Thr Thr Gly Ser Pro Ile Thr Tyr Ser Thr Tyr Gly Lys  
 260 265 270  
 Phe Leu Ala Asp Gly Gly Cys Ser Gly Gly Ala Tyr Asp Ile Ile Ile  
 275 280 285  
 Cys Asp Glu Cys His Ser Thr Asp Ala Thr Ser Ile Leu Gly Ile Gly  
 290 295 300  
 Thr Val Leu Asp Gln Ala Glu Thr Ala Gly Ala Arg Leu Thr Val Leu  
 305 310 315 320  
 Ala Thr Ala Thr Pro Pro Gly Ser Val Thr Val Pro His Pro Asn Ile  
 325 330 335  
 Glu Glu Val Ala Leu Ser Thr Thr Gly Glu Ile Pro Phe Tyr Gly Lys  
 340 345 350  
 Ala Ile Pro Leu Glu Ala Ile Lys Gly Gly Arg His Leu Ile Phe Cys  
 355 360 365  
 His Ser Lys Lys Lys Cys Asp Glu Leu Ala Ala Lys Leu Val Ala Leu  
 370 375 380  
 Gly Val Asn Ala Val Ala Tyr Tyr Arg Gly Leu Asp Val Ser Val Ile  
 385 390 395 400  
 Pro Thr Ser Gly Asp Val Val Val Val Ala Thr Asp Ala Leu Met Thr  
 405 410 415  
 Gly Phe Thr Gly Asp Phe Asp Ser Val Ile Asp Cys Asn Thr Cys Val  
 420 425 430

Thr Gln Thr Val Asp Phe Ser Leu Asp Pro Thr Phe Thr Ile Glu Thr  
 435 440 445  
 Ile Thr Leu Pro Gln Asp Ala Val Ser Arg Thr Gln Arg Arg Gly Arg  
 450 455 460  
 Thr Gly Arg Gly Lys Pro Gly Ile Tyr Arg Phe Val Ala Pro Gly Glu  
 465 470 475 480  
 Arg Pro Ser Gly Met Phe Asp Ser Ser Val Leu Cys Glu Cys Tyr Asp  
 485 490 495  
 Ala Gly Cys Ala Trp Tyr Glu Leu Thr Pro Ala Glu Thr Thr Val Arg  
 500 505 510  
 Leu Arg Ala Tyr Met Asn Thr Pro Gly Leu Pro Val Cys Gln Asp His  
 515 520 525  
 Leu Glu Phe Trp Glu Gly Val Phe Thr Gly Leu Thr His Ile Asp Ala  
 530 535 540  
 His Phe Leu Ser Gln Thr Lys Gln Ser Gly Glu Asn Leu Pro Tyr Leu  
 545 550 555 560  
 Val Ala Tyr Gln Ala Thr Val Cys Ala Arg Ala Gln Ala Pro Pro Pro  
 565 570 575  
 Ser Trp Asp Gln Met Trp Lys Cys Leu Ile Arg Leu Lys Pro Thr Leu  
 580 585 590  
 His Gly Pro Thr Pro Leu Leu Tyr Arg Leu Gly Ala Val Gln Asn Glu  
 595 600 605  
 Val Thr Leu Thr His Pro Val Thr Lys Tyr Ile Met Thr Cys Met Ser  
 610 615 620  
 Ala Asp Leu Glu Val Val Thr Ser Thr Trp Val Leu Val Gly Gly Val  
 625 630 635 640  
 Leu Ala Ala Leu Ala Tyr Cys Leu Ser Thr Gly Cys Val Val Ile  
 645 650 655  
 Val Gly Arg Ile Val Leu Ser Gly Lys Pro Ala Ile Ile Pro Asp Arg  
 660 665 670  
 Glu Val Leu Tyr Arg Glu Phe Asp Glu Met Glu Glu Cys  
 675 680 685

<210> 119  
 <211> 685  
 <212> PRT  
 <213> Artificial Sequence

<220>  
 <223> Mutant Hepatitis C virus NS3/4A peptide

<400> 119  
 Ala Pro Ile Thr Ala Tyr Ala Gln Gln Thr Arg Gly Leu Leu Gly Cys  
 1 5 10 15  
 Ile Ile Thr Ser Leu Thr Gly Arg Asp Lys Asn Gln Val Glu Gly Glu  
 20 25 30  
 Val Gln Ile Val Ser Thr Ala Ala Gln Thr Phe Leu Ala Thr Cys Ile  
 35 40 45  
 Asn Gly Val Cys Trp Thr Val Tyr His Gly Ala Gly Thr Arg Thr Ile  
 50 55 60  
 Ala Ser Pro Lys Gly Pro Val Ile Gln Met Tyr Thr Asn Val Asp Ala  
 65 70 75 80  
 Asp Leu Val Gly Trp Pro Ala Pro Gln Gly Ala Arg Ser Leu Thr Pro  
 85 90 95  
 Cys Thr Cys Gly Ser Ser Asp Leu Tyr Leu Val Thr Arg His Ala Asp  
 100 105 110



Val Ile Pro Val Arg Arg Arg Gly Asp Gly Arg Gly Ser Leu Leu Ser  
 115 120 125  
 Pro Arg Pro Ile Ser Tyr Leu Lys Gly Ser Ser Gly Gly Pro Leu Leu  
 130 135 140  
 Cys Pro Ala Gly His Ala Val Gly Ile Phe Arg Ala Ala Val Cys Thr  
 145 150 155 160  
 Arg Gly Val Ala Lys Ala Val Asp Phe Ile Pro Val Glu Ser Leu Glu  
 165 170 175  
 Thr Thr Met Arg Ser Pro Val Phe Ser Asp Asn Ser Ser Pro Pro Ala  
 180 185 190  
 Val Pro Gln Ser Tyr Gln Val Ala His Leu His Ala Pro Thr Gly Ser  
 195 200 205  
 Gly Lys Ser Thr Lys Val Pro Ala Ala Tyr Ala Ala Gln Gly Tyr Lys  
 210 215 220  
 Val Leu Val Leu Asn Pro Ser Val Ala Ala Thr Met Gly Phe Gly Ala  
 225 230 235 240  
 Tyr Met Ser Lys Ala His Gly Ile Asp Pro Asn Ile Arg Thr Gly Val  
 245 250 255  
 Arg Thr Ile Thr Thr Gly Ser Pro Ile Thr Tyr Ser Thr Tyr Gly Lys  
 260 265 270  
 Phe Leu Ala Asp Gly Gly Cys Ser Gly Gly Ala Tyr Asp Ile Ile Ile  
 275 280 285  
 Cys Asp Glu Cys His Ser Thr Asp Ala Thr Ser Ile Leu Gly Ile Gly  
 290 295 300  
 Thr Val Leu Asp Gln Ala Glu Thr Ala Gly Ala Arg Leu Thr Val Leu  
 305 310 315 320  
 Ala Thr Ala Thr Pro Pro Gly Ser Val Thr Val Pro His Pro Asn Ile  
 325 330 335  
 Glu Glu Val Ala Leu Ser Thr Thr Gly Glu Ile Pro Phe Tyr Gly Lys  
 340 345 350  
 Ala Ile Pro Leu Glu Ala Ile Lys Gly Gly Arg His Leu Ile Phe Cys  
 355 360 365  
 His Ser Lys Lys Lys Cys Asp Glu Leu Ala Ala Lys Leu Val Ala Leu  
 370 375 380  
 Gly Val Asn Ala Val Ala Tyr Tyr Arg Gly Leu Asp Val Ser Val Ile  
 385 390 395 400  
 Pro Thr Ser Gly Asp Val Val Val Val Ala Thr Asp Ala Leu Met Thr  
 405 410 415  
 Gly Phe Thr Gly Asp Phe Asp Ser Val Ile Asp Cys Asn Thr Cys Val  
 420 425 430  
 Thr Gln Thr Val Asp Phe Ser Leu Asp Pro Thr Phe Thr Ile Glu Thr  
 435 440 445  
 Ile Thr Leu Pro Gln Asp Ala Val Ser Arg Thr Gln Arg Arg Gly Arg  
 450 455 460  
 Thr Gly Arg Gly Lys Pro Gly Ile Tyr Arg Phe Val Ala Pro Gly Glu  
 465 470 475 480  
 Arg Pro Ser Gly Met Phe Asp Ser Ser Val Leu Cys Glu Cys Tyr Asp  
 485 490 495  
 Ala Gly Cys Ala Trp Tyr Glu Leu Thr Pro Ala Glu Thr Thr Val Arg  
 500 505 510  
 Leu Arg Ala Tyr Met Asn Thr Pro Gly Leu Pro Val Cys Gln Asp His  
 515 520 525  
 Leu Glu Phe Trp Glu Gly Val Phe Thr Gly Leu Thr His Ile Asp Ala  
 530 535 540  
 His Phe Leu Ser Gln Thr Lys Gln Ser Gly Glu Asn Leu Pro Tyr Leu  
 545 550 555 560  
 Val Ala Tyr Gln Ala Thr Val Cys Ala Arg Ala Gln Ala Pro Pro Pro

565 570 575  
 Ser Trp Asp Gln Met Trp Lys Cys Leu Ile Arg Leu Lys Pro Thr Leu  
 580 585 590  
 His Gly Pro Thr Pro Leu Leu Tyr Arg Leu Gly Ala Val Gln Asn Glu  
 595 600 605  
 Val Thr Leu Thr His Pro Val Thr Lys Tyr Ile Met Thr Cys Met Ser  
 610 615 620  
 Ala Asp Leu Glu Val Val Thr Ser Thr Trp Val Leu Val Gly Gly Val  
 625 630 635 640  
 Leu Ala Ala Leu Ala Ala Tyr Cys Leu Ser Thr Gly Cys Val Val Ile  
 645 650 655  
 Val Gly Arg Ile Val Leu Ser Gly Lys Pro Ala Ile Ile Pro Asp Arg  
 660 665 670  
 Glu Val Leu Tyr Arg Glu Phe Asp Glu Met Glu Glu Cys  
 675 680 685

<210> 120  
 <211> 685  
 <212> PRT  
 <213> Artificial Sequence  
  
 <220>  
 <223> Mutant Hepatitis C virus NS3/4A peptide

<400> 120  
 Ala Pro Ile Thr Ala Tyr Ala Gln Gln Thr Arg Gly Leu Leu Gly Cys  
 1 5 10 15  
 Ile Ile Thr Ser Leu Thr Gly Arg Asp Lys Asn Gln Val Glu Gly Glu  
 20 25 30  
 Val Gln Ile Val Ser Thr Ala Ala Gln Thr Phe Leu Ala Thr Cys Ile  
 35 40 45  
 Asn Gly Val Cys Trp Thr Val Tyr His Gly Ala Gly Thr Arg Thr Ile  
 50 55 60  
 Ala Ser Pro Lys Gly Pro Val Ile Gln Met Tyr Thr Asn Val Asp Gln  
 65 70 75 80  
 Ala Leu Val Gly Trp Pro Ala Pro Gln Gly Ala Arg Ser Leu Thr Pro  
 85 90 95  
 Cys Thr Cys Gly Ser Ser Asp Leu Tyr Leu Val Thr Arg His Ala Asp  
 100 105 110  
 Val Ile Pro Val Arg Arg Arg Gly Asp Gly Arg Gly Ser Leu Leu Ser  
 115 120 125  
 Pro Arg Pro Ile Ser Tyr Leu Lys Gly Ser Ser Gly Gly Pro Leu Leu  
 130 135 140  
 Cys Pro Ala Gly His Ala Val Gly Ile Phe Arg Ala Ala Val Cys Thr  
 145 150 155 160  
 Arg Gly Val Ala Lys Ala Val Asp Phe Ile Pro Val Glu Ser Leu Glu  
 165 170 175  
 Thr Thr Met Arg Ser Pro Val Phe Ser Asp Asn Ser Ser Pro Pro Ala  
 180 185 190  
 Val Pro Gln Ser Tyr Gln Val Ala His Leu His Ala Pro Thr Gly Ser  
 195 200 205  
 Gly Lys Ser Thr Lys Val Pro Ala Ala Tyr Ala Ala Gln Gly Tyr Lys  
 210 215 220  
 Val Leu Val Leu Asn Pro Ser Val Ala Ala Thr Met Gly Phe Gly Ala  
 225 230 235 240  
 Tyr Met Ser Lys Ala His Gly Ile Asp Pro Asn Ile Arg Thr Gly Val

245 250 255  
 Arg Thr Ile Thr Thr Gly Ser Pro Ile Thr Tyr Ser Thr Tyr Gly Lys  
 260 265 270  
 Phe Leu Ala Asp Gly Gly Cys Ser Gly Gly Ala Tyr Asp Ile Ile Ile  
 275 280 285  
 Cys Asp Glu Cys His Ser Thr Asp Ala Thr Ser Ile Leu Gly Ile Gly  
 290 295 300  
 Thr Val Leu Asp Gln Ala Glu Thr Ala Gly Ala Arg Leu Thr Val Leu  
 305 310 315 320  
 Ala Thr Ala Thr Pro Pro Gly Ser Val Thr Val Pro His Pro Asn Ile  
 325 330 335  
 Glu Glu Val Ala Leu Ser Thr Thr Gly Glu Ile Pro Phe Tyr Gly Lys  
 340 345 350  
 Ala Ile Pro Leu Glu Ala Ile Lys Gly Gly Arg His Leu Ile Phe Cys  
 355 360 365  
 His Ser Lys Lys Lys Cys Asp Glu Leu Ala Ala Lys Leu Val Ala Leu  
 370 375 380  
 Gly Val Asn Ala Val Ala Tyr Tyr Arg Gly Leu Asp Val Ser Val Ile  
 385 390 395 400  
 Pro Thr Ser Gly Asp Val Val Val Val Ala Thr Asp Ala Leu Met Thr  
 405 410 415  
 Gly Phe Thr Gly Asp Phe Asp Ser Val Ile Asp Cys Asn Thr Cys Val  
 420 425 430  
 Thr Gln Thr Val Asp Phe Ser Leu Asp Pro Thr Phe Thr Ile Glu Thr  
 435 440 445  
 Ile Thr Leu Pro Gln Asp Ala Val Ser Arg Thr Gln Arg Arg Gly Arg  
 450 455 460  
 Thr Gly Arg Gly Lys Pro Gly Ile Tyr Arg Phe Val Ala Pro Gly Glu  
 465 470 475 480  
 Arg Pro Ser Gly Met Phe Asp Ser Ser Val Leu Cys Glu Cys Tyr Asp  
 485 490 495  
 Ala Gly Cys Ala Trp Tyr Glu Leu Thr Pro Ala Glu Thr Thr Val Arg  
 500 505 510  
 Leu Arg Ala Tyr Met Asn Thr Pro Gly Leu Pro Val Cys Gln Asp His  
 515 520 525  
 Leu Glu Phe Trp Glu Gly Val Phe Thr Gly Leu Thr His Ile Asp Ala  
 530 535 540  
 His Phe Leu Ser Gln Thr Lys Gln Ser Gly Glu Asn Leu Pro Tyr Leu  
 545 550 555 560  
 Val Ala Tyr Gln Ala Thr Val Cys Ala Arg Ala Gln Ala Pro Pro Pro  
 565 570 575  
 Ser Trp Asp Gln Met Trp Lys Cys Leu Ile Arg Leu Lys Pro Thr Leu  
 580 585 590  
 His Gly Pro Thr Pro Leu Leu Tyr Arg Leu Gly Ala Val Gln Asn Glu  
 595 600 605  
 Val Thr Leu Thr His Pro Val Thr Lys Tyr Ile Met Thr Cys Met Ser  
 610 615 620  
 Ala Asp Leu Glu Val Val Thr Ser Thr Trp Val Leu Val Gly Gly Val  
 625 630 635 640  
 Leu Ala Ala Leu Ala Ala Tyr Cys Leu Ser Thr Gly Cys Val Val Ile  
 645 650 655  
 Val Gly Arg Ile Val Leu Ser Gly Lys Pro Ala Ile Ile Pro Asp Arg  
 660 665 670  
 Glu Val Leu Tyr Arg Glu Phe Asp Glu Met Glu Glu Cys  
 675 680 685

<210> 121  
 <211> 685  
 <212> PRT  
 <213> Artificial Sequence

<220>  
 <223> Mutant Hepatitis C virus NS3/4A peptide

<400> 121  
 Ala Pro Ile Thr Ala Tyr Ala Gln Gln Thr Arg Gly Leu Leu Gly Cys  
 1 5 10 15  
 Ile Ile Thr Ser Leu Thr Gly Arg Asp Lys Asn Gln Val Glu Gly Glu  
 20 25 30  
 Val Gln Ile Val Ser Thr Ala Ala Gln Thr Phe Leu Ala Thr Cys Ile  
 35 40 45  
 Asn Gly Val Cys Trp Thr Val Tyr His Gly Ala Gly Thr Arg Thr Ile  
 50 55 60  
 Ala Ser Pro Lys Gly Pro Val Ile Gln Met Tyr Thr Asn Val Asp Gln  
 65 70 75 80  
 Asp Ala Val Gly Trp Pro Ala Pro Gln Gly Ala Arg Ser Leu Thr Pro  
 85 90 95  
 Cys Thr Cys Gly Ser Ser Asp Leu Tyr Leu Val Thr Arg His Ala Asp  
 100 105 110  
 Val Ile Pro Val Arg Arg Arg Gly Asp Gly Arg Gly Ser Leu Leu Ser  
 115 120 125  
 Pro Arg Pro Ile Ser Tyr Leu Lys Gly Ser Ser Gly Gly Pro Leu Leu  
 130 135 140  
 Cys Pro Ala Gly His Ala Val Gly Ile Phe Arg Ala Ala Val Cys Thr  
 145 150 155 160  
 Arg Gly Val Ala Lys Ala Val Asp Phe Ile Pro Val Glu Ser Leu Glu  
 165 170 175  
 Thr Thr Met Arg Ser Pro Val Phe Ser Asp Asn Ser Ser Pro Pro Ala  
 180 185 190  
 Val Pro Gln Ser Tyr Gln Val Ala His Leu His Ala Pro Thr Gly Ser  
 195 200 205  
 Gly Lys Ser Thr Lys Val Pro Ala Ala Tyr Ala Ala Gln Gly Tyr Lys  
 210 215 220  
 Val Leu Val Leu Asn Pro Ser Val Ala Ala Thr Met Gly Phe Gly Ala  
 225 230 235 240  
 Tyr Met Ser Lys Ala His Gly Ile Asp Pro Asn Ile Arg Thr Gly Val  
 245 250 255  
 Arg Thr Ile Thr Thr Gly Ser Pro Ile Thr Tyr Ser Thr Tyr Gly Lys  
 260 265 270  
 Phe Leu Ala Asp Gly Gly Cys Ser Gly Gly Ala Tyr Asp Ile Ile Ile  
 275 280 285  
 Cys Asp Glu Cys His Ser Thr Asp Ala Thr Ser Ile Leu Gly Ile Gly  
 290 295 300  
 Thr Val Leu Asp Gln Ala Glu Thr Ala Gly Ala Arg Leu Thr Val Leu  
 305 310 315 320  
 Ala Thr Ala Thr Pro Pro Gly Ser Val Thr Val Pro His Pro Asn Ile  
 325 330 335  
 Glu Glu Val Ala Leu Ser Thr Thr Gly Glu Ile Pro Phe Tyr Gly Lys  
 340 345 350  
 Ala Ile Pro Leu Glu Ala Ile Lys Gly Gly Arg His Leu Ile Phe Cys  
 355 360 365  
 His Ser Lys Lys Lys Cys Asp Glu Leu Ala Ala Lys Leu Val Ala Leu  
 370 375 380

Gly Val Asn Ala Val Ala Tyr Tyr Arg Gly Leu Asp Val Ser Val Ile  
 385 390 395 400  
 Pro Thr Ser Gly Asp Val Val Val Val Ala Thr Asp Ala Leu Met Thr  
 405 410 415  
 Gly Phe Thr Gly Asp Phe Asp Ser Val Ile Asp Cys Asn Thr Cys Val  
 420 425 430  
 Thr Gln Thr Val Asp Phe Ser Leu Asp Pro Thr Phe Thr Ile Glu Thr  
 435 440 445  
 Ile Thr Leu Pro Gln Asp Ala Val Ser Arg Thr Gln Arg Arg Gly Arg  
 450 455 460  
 Thr Gly Arg Gly Lys Pro Gly Ile Tyr Arg Phe Val Ala Pro Gly Glu  
 465 470 475 480  
 Arg Pro Ser Gly Met Phe Asp Ser Ser Val Leu Cys Glu Cys Tyr Asp  
 485 490 495  
 Ala Gly Cys Ala Trp Tyr Glu Leu Thr Pro Ala Glu Thr Thr Val Arg  
 500 505 510  
 Leu Arg Ala Tyr Met Asn Thr Pro Gly Leu Pro Val Cys Gln Asp His  
 515 520 525  
 Leu Glu Phe Trp Glu Gly Val Phe Thr Gly Leu Thr His Ile Asp Ala  
 530 535 540  
 His Phe Leu Ser Gln Thr Lys Gln Ser Gly Glu Asn Leu Pro Tyr Leu  
 545 550 555 560  
 Val Ala Tyr Gln Ala Thr Val Cys Ala Arg Ala Gln Ala Pro Pro Pro  
 565 570 575  
 Ser Trp Asp Gln Met Trp Lys Cys Leu Ile Arg Leu Lys Pro Thr Leu  
 580 585 590  
 His Gly Pro Thr Pro Leu Leu Tyr Arg Leu Gly Ala Val Gln Asn Glu  
 595 600 605  
 Val Thr Leu Thr His Pro Val Thr Lys Tyr Ile Met Thr Cys Met Ser  
 610 615 620  
 Ala Asp Leu Glu Val Val Thr Ser Thr Trp Val Leu Val Gly Gly Val  
 625 630 635 640  
 Leu Ala Ala Leu Ala Ala Tyr Cys Leu Ser Thr Gly Cys Val Val Ile  
 645 650 655  
 Val Gly Arg Ile Val Leu Ser Gly Lys Pro Ala Ile Ile Pro Asp Arg  
 660 665 670  
 Glu Val Leu Tyr Arg Glu Phe Asp Glu Met Glu Glu Cys  
 675 680 685

<210> 122

<211> 685

<212> PRT

<213> Artificial Sequence

<220>

<223> Mutant Hepatitis C virus NS3/4A peptide

<400> 122

Ala Pro Ile Thr Ala Tyr Ala Gln Gln Thr Arg Gly Leu Leu Gly Cys  
 1 5 10 15  
 Ile Ile Thr Ser Leu Thr Gly Arg Asp Lys Asn Gln Val Glu Gly Glu  
 20 25 30  
 Val Gln Ile Val Ser Thr Ala Ala Gln Thr Phe Leu Ala Thr Cys Ile  
 35 40 45  
 Asn Gly Val Cys Trp Thr Val Tyr His Gly Ala Gly Thr Arg Thr Ile  
 50 55 60

Ala Ser Pro Lys Gly Pro Val Ile Gln Met Tyr Thr Asn Val Asp Gln  
 65 70 75 80  
 Asp Leu Ala Gly Trp Pro Ala Pro Gln Gly Ala Arg Ser Leu Thr Pro  
 85 90 95  
 Cys Thr Cys Gly Ser Ser Asp Leu Tyr Leu Val Thr Arg His Ala Asp  
 100 105 110  
 Val Ile Pro Val Arg Arg Arg Gly Asp Gly Arg Gly Ser Leu Leu Ser  
 115 120 125  
 Pro Arg Pro Ile Ser Tyr Leu Lys Gly Ser Ser Gly Gly Pro Leu Leu  
 130 135 140  
 Cys Pro Ala Gly His Ala Val Gly Ile Phe Arg Ala Ala Val Cys Thr  
 145 150 155 160  
 Arg Gly Val Ala Lys Ala Val Asp Phe Ile Pro Val Glu Ser Leu Glu  
 165 170 175  
 Thr Thr Met Arg Ser Pro Val Phe Ser Asp Asn Ser Ser Pro Pro Ala  
 180 185 190  
 Val Pro Gln Ser Tyr Gln Val Ala His Leu His Ala Pro Thr Gly Ser  
 195 200 205  
 Gly Lys Ser Thr Lys Val Pro Ala Ala Tyr Ala Ala Gln Gly Tyr Lys  
 210 215 220  
 Val Leu Val Leu Asn Pro Ser Val Ala Ala Thr Met Gly Phe Gly Ala  
 225 230 235 240  
 Tyr Met Ser Lys Ala His Gly Ile Asp Pro Asn Ile Arg Thr Gly Val  
 245 250 255  
 Arg Thr Ile Thr Thr Gly Ser Pro Ile Thr Tyr Ser Thr Tyr Gly Lys  
 260 265 270  
 Phe Leu Ala Asp Gly Gly Cys Ser Gly Gly Ala Tyr Asp Ile Ile Ile  
 275 280 285  
 Cys Asp Glu Cys His Ser Thr Asp Ala Thr Ser Ile Leu Gly Ile Gly  
 290 295 300  
 Thr Val Leu Asp Gln Ala Glu Thr Ala Gly Ala Arg Leu Thr Val Leu  
 305 310 315 320  
 Ala Thr Ala Thr Pro Pro Gly Ser Val Thr Val Pro His Pro Asn Ile  
 325 330 335  
 Glu Glu Val Ala Leu Ser Thr Thr Gly Glu Ile Pro Phe Tyr Gly Lys  
 340 345 350  
 Ala Ile Pro Leu Glu Ala Ile Lys Gly Gly Arg His Leu Ile Phe Cys  
 355 360 365  
 His Ser Lys Lys Lys Cys Asp Glu Leu Ala Ala Lys Leu Val Ala Leu  
 370 375 380  
 Gly Val Asn Ala Val Ala Tyr Tyr Arg Gly Leu Asp Val Ser Val Ile  
 385 390 395 400  
 Pro Thr Ser Gly Asp Val Val Val Val Ala Thr Asp Ala Leu Met Thr  
 405 410 415  
 Gly Phe Thr Gly Asp Phe Asp Ser Val Ile Asp Cys Asn Thr Cys Val  
 420 425 430  
 Thr Gln Thr Val Asp Phe Ser Leu Asp Pro Thr Phe Thr Ile Glu Thr  
 435 440 445  
 Ile Thr Leu Pro Gln Asp Ala Val Ser Arg Thr Gln Arg Arg Gly Arg  
 450 455 460  
 Thr Gly Arg Gly Lys Pro Gly Ile Tyr Arg Phe Val Ala Pro Gly Glu  
 465 470 475 480  
 Arg Pro Ser Gly Met Phe Asp Ser Ser Val Leu Cys Glu Cys Tyr Asp  
 485 490 495  
 Ala Gly Cys Ala Trp Tyr Glu Leu Thr Pro Ala Glu Thr Thr Val Arg  
 500 505 510  
 Leu Arg Ala Tyr Met Asn Thr Pro Gly Leu Pro Val Cys Gln Asp His

515 520 525  
 Leu Glu Phe Trp Glu Gly Val Phe Thr Gly Leu Thr His Ile Asp Ala  
 530 535 540  
 His Phe Leu Ser Gln Thr Lys Gln Ser Gly Glu Asn Leu Pro Tyr Leu  
 545 550 555 560  
 Val Ala Tyr Gln Ala Thr Val Cys Ala Arg Ala Gln Ala Pro Pro Pro  
 565 570 575  
 Ser Trp Asp Gln Met Trp Lys Cys Leu Ile Arg Leu Lys Pro Thr Leu  
 580 585 590  
 His Gly Pro Thr Pro Leu Leu Tyr Arg Leu Gly Ala Val Gln Asn Glu  
 595 600 605  
 Val Thr Leu Thr His Pro Val Thr Lys Tyr Ile Met Thr Cys Met Ser  
 610 615 620  
 Ala Asp Leu Glu Val Val Thr Ser Thr Trp Val Leu Val Gly Gly Val  
 625 630 635 640  
 Leu Ala Ala Leu Ala Ala Tyr Cys Leu Ser Thr Gly Cys Val Val Ile  
 645 650 655  
 Val Gly Arg Ile Val Leu Ser Gly Lys Pro Ala Ile Ile Pro Asp Arg  
 660 665 670  
 Glu Val Leu Tyr Arg Glu Phe Asp Glu Met Glu Glu Cys  
 675 680 685

<210> 123  
 <211> 685  
 <212> PRT  
 <213> Artificial Sequence  
  
 <220>  
 <223> Mutant Hepatitis C virus NS3/4A peptide

<400> 123  
 Ala Pro Ile Thr Ala Tyr Ala Gln Gln Thr Arg Gly Leu Leu Gly Cys  
 1 5 10 15  
 Ile Ile Thr Ser Leu Thr Gly Arg Asp Lys Asn Gln Val Glu Gly Glu  
 20 25 30  
 Val Gln Ile Val Ser Thr Ala Ala Gln Thr Phe Leu Ala Thr Cys Ile  
 35 40 45  
 Asn Gly Val Cys Trp Thr Val Tyr His Gly Ala Gly Thr Arg Thr Ile  
 50 55 60  
 Ala Ser Pro Lys Gly Pro Val Ile Gln Met Tyr Thr Asn Val Asp Gln  
 65 70 75 80  
 Asp Leu Val Ala Trp Pro Ala Pro Gln Gly Ala Arg Ser Leu Thr Pro  
 85 90 95  
 Cys Thr Cys Gly Ser Ser Asp Leu Tyr Leu Val Thr Arg His Ala Asp  
 100 105 110  
 Val Ile Pro Val Arg Arg Arg Gly Asp Gly Arg Gly Ser Leu Leu Ser  
 115 120 125  
 Pro Arg Pro Ile Ser Tyr Leu Lys Gly Ser Ser Gly Gly Pro Leu Leu  
 130 135 140  
 Cys Pro Ala Gly His Ala Val Gly Ile Phe Arg Ala Ala Val Cys Thr  
 145 150 155 160  
 Arg Gly Val Ala Lys Ala Val Asp Phe Ile Pro Val Glu Ser Leu Glu  
 165 170 175  
 Thr Thr Met Arg Ser Pro Val Phe Ser Asp Asn Ser Ser Pro Pro Ala  
 180 185 190  
 Val Pro Gln Ser Tyr Gln Val Ala His Leu His Ala Pro Thr Gly Ser

	195						200						205			
Gly	Lys	Ser	Thr	Lys	Val	Pro	Ala	Ala	Tyr	Ala	Ala	Gln	Gly	Tyr	Lys	
	210						215					220				
Val	Leu	Val	Leu	Asn	Pro	Ser	Val	Ala	Ala	Thr	Met	Gly	Phe	Gly	Ala	
225					230					235					240	
Tyr	Met	Ser	Lys	Ala	His	Gly	Ile	Asp	Pro	Asn	Ile	Arg	Thr	Gly	Val	
				245				250						255		
Arg	Thr	Ile	Thr	Thr	Gly	Ser	Pro	Ile	Thr	Tyr	Ser	Thr	Tyr	Gly	Lys	
			260					265						270		
Phe	Leu	Ala	Asp	Gly	Gly	Cys	Ser	Gly	Gly	Ala	Tyr	Asp	Ile	Ile	Ile	
		275					280					285				
Cys	Asp	Glu	Cys	His	Ser	Thr	Asp	Ala	Thr	Ser	Ile	Leu	Gly	Ile	Gly	
	290					295					300					
Thr	Val	Leu	Asp	Gln	Ala	Glu	Thr	Ala	Gly	Ala	Arg	Leu	Thr	Val	Leu	
305					310					315					320	
Ala	Thr	Ala	Thr	Pro	Pro	Gly	Ser	Val	Thr	Val	Pro	His	Pro	Asn	Ile	
				325					330					335		
Glu	Glu	Val	Ala	Leu	Ser	Thr	Thr	Gly	Glu	Ile	Pro	Phe	Tyr	Gly	Lys	
			340					345					350			
Ala	Ile	Pro	Leu	Glu	Ala	Ile	Lys	Gly	Gly	Arg	His	Leu	Ile	Phe	Cys	
		355					360					365				
His	Ser	Lys	Lys	Lys	Cys	Asp	Glu	Leu	Ala	Ala	Lys	Leu	Val	Ala	Leu	
	370					375					380					
Gly	Val	Asn	Ala	Val	Ala	Tyr	Tyr	Arg	Gly	Leu	Asp	Val	Ser	Val	Ile	
385					390					395					400	
Pro	Thr	Ser	Gly	Asp	Val	Val	Val	Val	Ala	Thr	Asp	Ala	Leu	Met	Thr	
			405						410					415		
Gly	Phe	Thr	Gly	Asp	Phe	Asp	Ser	Val	Ile	Asp	Cys	Asn	Thr	Cys	Val	
			420					425					430			
Thr	Gln	Thr	Val	Asp	Phe	Ser	Leu	Asp	Pro	Thr	Phe	Thr	Ile	Glu	Thr	
		435					440						445			
Ile	Thr	Leu	Pro	Gln	Asp	Ala	Val	Ser	Arg	Thr	Gln	Arg	Arg	Gly	Arg	
	450				455						460					
Thr	Gly	Arg	Gly	Lys	Pro	Gly	Ile	Tyr	Arg	Phe	Val	Ala	Pro	Gly	Glu	
465					470					475				480		
Arg	Pro	Ser	Gly	Met	Phe	Asp	Ser	Ser	Val	Leu	Cys	Glu	Cys	Tyr	Asp	
				485					490					495		
Ala	Gly	Cys	Ala	Trp	Tyr	Glu	Leu	Thr	Pro	Ala	Glu	Thr	Thr	Val	Arg	
			500					505						510		
Leu	Arg	Ala	Tyr	Met	Asn	Thr	Pro	Gly	Leu	Pro	Val	Cys	Gln	Asp	His	
		515					520						525			
Leu	Glu	Phe	Trp	Glu	Gly	Val	Phe	Thr	Gly	Leu	Thr	His	Ile	Asp	Ala	
	530					535					540					
His	Phe	Leu	Ser	Gln	Thr	Lys	Gln	Ser	Gly	Glu	Asn	Leu	Pro	Tyr	Leu	
545					550					555					560	
Val	Ala	Tyr	Gln	Ala	Thr	Val	Cys	Ala	Arg	Ala	Gln	Ala	Pro	Pro	Pro	
			565						570					575		
Ser	Trp	Asp	Gln	Met	Trp	Lys	Cys	Leu	Ile	Arg	Leu	Lys	Pro	Thr	Leu	
			580					585						590		
His	Gly	Pro	Thr	Pro	Leu	Leu	Tyr	Arg	Leu	Gly	Ala	Val	Gln	Asn	Glu	
		595					600						605			
Val	Thr	Leu	Thr	His	Pro	Val	Thr	Lys	Tyr	Ile	Met	Thr	Cys	Met	Ser	
	610					615							620			
Ala	Asp	Leu	Glu	Val	Val	Thr	Ser	Thr	Trp	Val	Leu	Val	Gly	Gly	Val	
625					630					635					640	
Leu	Ala	Ala	Leu	Ala	Ala	Tyr	Cys	Leu	Ser	Thr	Gly	Cys	Val	Val	Ile	
				645					650					655		



Val Gly Arg Ile Val Leu Ser Gly Lys Pro Ala Ile Ile Pro Asp Arg  
 660 665 670  
 Glu Val Leu Tyr Arg Glu Phe Asp Glu Met Glu Glu Cys  
 675 680 685

<210> 124  
 <211> 685  
 <212> PRT  
 <213> Artificial Sequence

<220>  
 <223> Mutant Hepatitis C virus NS3/4A peptide

<400> 124  
 Ala Pro Ile Thr Ala Tyr Ala Gln Gln Thr Arg Gly Leu Leu Gly Cys  
 1 5 10 15  
 Ile Ile Thr Ser Leu Thr Gly Arg Asp Lys Asn Gln Val Glu Gly Glu  
 20 25 30  
 Val Gln Ile Val Ser Thr Ala Ala Gln Thr Phe Leu Ala Thr Cys Ile  
 35 40 45  
 Asn Gly Val Cys Trp Thr Val Tyr His Gly Ala Gly Thr Arg Thr Ile  
 50 55 60  
 Ala Ser Pro Lys Gly Pro Val Ile Gln Met Tyr Thr Asn Val Asp Gln  
 65 70 75 80  
 Asp Leu Val Gly Ala Pro Ala Pro Gln Gly Ala Arg Ser Leu Thr Pro  
 85 90 95  
 Cys Thr Cys Gly Ser Ser Asp Leu Tyr Leu Val Thr Arg His Ala Asp  
 100 105 110  
 Val Ile Pro Val Arg Arg Arg Gly Asp Gly Arg Gly Ser Leu Leu Ser  
 115 120 125  
 Pro Arg Pro Ile Ser Tyr Leu Lys Gly Ser Ser Gly Gly Pro Leu Leu  
 130 135 140  
 Cys Pro Ala Gly His Ala Val Gly Ile Phe Arg Ala Ala Val Cys Thr  
 145 150 155 160  
 Arg Gly Val Ala Lys Ala Val Asp Phe Ile Pro Val Glu Ser Leu Glu  
 165 170 175  
 Thr Thr Met Arg Ser Pro Val Phe Ser Asp Asn Ser Ser Pro Pro Ala  
 180 185 190  
 Val Pro Gln Ser Tyr Gln Val Ala His Leu His Ala Pro Thr Gly Ser  
 195 200 205  
 Gly Lys Ser Thr Lys Val Pro Ala Ala Tyr Ala Ala Gln Gly Tyr Lys  
 210 215 220  
 Val Leu Val Leu Asn Pro Ser Val Ala Ala Thr Met Gly Phe Gly Ala  
 225 230 235 240  
 Tyr Met Ser Lys Ala His Gly Ile Asp Pro Asn Ile Arg Thr Gly Val  
 245 250 255  
 Arg Thr Ile Thr Thr Gly Ser Pro Ile Thr Tyr Ser Thr Tyr Gly Lys  
 260 265 270  
 Phe Leu Ala Asp Gly Gly Cys Ser Gly Gly Ala Tyr Asp Ile Ile Ile  
 275 280 285  
 Cys Asp Glu Cys His Ser Thr Asp Ala Thr Ser Ile Leu Gly Ile Gly  
 290 295 300  
 Thr Val Leu Asp Gln Ala Glu Thr Ala Gly Ala Arg Leu Thr Val Leu  
 305 310 315 320  
 Ala Thr Ala Thr Pro Pro Gly Ser Val Thr Val Pro His Pro Asn Ile  
 325 330 335

Glu Glu Val Ala Leu Ser Thr Thr Gly Glu Ile Pro Phe Tyr Gly Lys  
 340 345 350  
 Ala Ile Pro Leu Glu Ala Ile Lys Gly Gly Arg His Leu Ile Phe Cys  
 355 360 365  
 His Ser Lys Lys Lys Cys Asp Glu Leu Ala Ala Lys Leu Val Ala Leu  
 370 375 380  
 Gly Val Asn Ala Val Ala Tyr Tyr Arg Gly Leu Asp Val Ser Val Ile  
 385 390 395 400  
 Pro Thr Ser Gly Asp Val Val Val Val Ala Thr Asp Ala Leu Met Thr  
 405 410 415  
 Gly Phe Thr Gly Asp Phe Asp Ser Val Ile Asp Cys Asn Thr Cys Val  
 420 425 430  
 Thr Gln Thr Val Asp Phe Ser Leu Asp Pro Thr Phe Thr Ile Glu Thr  
 435 440 445  
 Ile Thr Leu Pro Gln Asp Ala Val Ser Arg Thr Gln Arg Arg Gly Arg  
 450 455 460  
 Thr Gly Arg Gly Lys Pro Gly Ile Tyr Arg Phe Val Ala Pro Gly Glu  
 465 470 475 480  
 Arg Pro Ser Gly Met Phe Asp Ser Ser Val Leu Cys Glu Cys Tyr Asp  
 485 490 495  
 Ala Gly Cys Ala Trp Tyr Glu Leu Thr Pro Ala Glu Thr Thr Val Arg  
 500 505 510  
 Leu Arg Ala Tyr Met Asn Thr Pro Gly Leu Pro Val Cys Gln Asp His  
 515 520 525  
 Leu Glu Phe Trp Glu Gly Val Phe Thr Gly Leu Thr His Ile Asp Ala  
 530 535 540  
 His Phe Leu Ser Gln Thr Lys Gln Ser Gly Glu Asn Leu Pro Tyr Leu  
 545 550 555 560  
 Val Ala Tyr Gln Ala Thr Val Cys Ala Arg Ala Gln Ala Pro Pro Pro  
 565 570 575  
 Ser Trp Asp Gln Met Trp Lys Cys Leu Ile Arg Leu Lys Pro Thr Leu  
 580 585 590  
 His Gly Pro Thr Pro Leu Leu Tyr Arg Leu Gly Ala Val Gln Asn Glu  
 595 600 605  
 Val Thr Leu Thr His Pro Val Thr Lys Tyr Ile Met Thr Cys Met Ser  
 610 615 620  
 Ala Asp Leu Glu Val Val Thr Ser Thr Trp Val Leu Val Gly Gly Val  
 625 630 635 640  
 Leu Ala Ala Leu Ala Ala Tyr Cys Leu Ser Thr Gly Cys Val Val Ile  
 645 650 655  
 Val Gly Arg Ile Val Leu Ser Gly Lys Pro Ala Ile Ile Pro Asp Arg  
 660 665 670  
 Glu Val Leu Tyr Arg Glu Phe Asp Glu Met Glu Glu Cys  
 675 680 685

<210> 125

<211> 685

<212> PRT

<213> Artificial Sequence

<220>

<223> Mutant Hepatitis C virus NS3/4A peptide

<400> 125

Ala Pro Ile Thr Ala Tyr Ala Gln Gln Thr Arg Gly Leu Leu Gly Cys  
 1 5 10 15

Ile Ile Thr Ser Leu Thr Gly Arg Asp Lys Asn Gln Val Glu Gly Glu  
 20 25 30  
 Val Gln Ile Val Ser Thr Ala Ala Gln Thr Phe Leu Ala Thr Cys Ile  
 35 40 45  
 Asn Gly Val Cys Trp Thr Val Tyr His Gly Ala Gly Thr Arg Thr Ile  
 50 55 60  
 Ala Ser Pro Lys Gly Pro Val Ile Gln Met Tyr Thr Asn Val Asp Gln  
 65 70 75 80  
 Asp Leu Val Gly Trp Ala Ala Pro Gln Gly Ala Arg Ser Leu Thr Pro  
 85 90 95  
 Cys Thr Cys Gly Ser Ser Asp Leu Tyr Leu Val Thr Arg His Ala Asp  
 100 105 110  
 Val Ile Pro Val Arg Arg Arg Gly Asp Gly Arg Gly Ser Leu Leu Ser  
 115 120 125  
 Pro Arg Pro Ile Ser Tyr Leu Lys Gly Ser Ser Gly Gly Pro Leu Leu  
 130 135 140  
 Cys Pro Ala Gly His Ala Val Gly Ile Phe Arg Ala Ala Val Cys Thr  
 145 150 155 160  
 Arg Gly Val Ala Lys Ala Val Asp Phe Ile Pro Val Glu Ser Leu Glu  
 165 170 175  
 Thr Thr Met Arg Ser Pro Val Phe Ser Asp Asn Ser Ser Pro Pro Ala  
 180 185 190  
 Val Pro Gln Ser Tyr Gln Val Ala His Leu His Ala Pro Thr Gly Ser  
 195 200 205  
 Gly Lys Ser Thr Lys Val Pro Ala Ala Tyr Ala Ala Gln Gly Tyr Lys  
 210 215 220  
 Val Leu Val Leu Asn Pro Ser Val Ala Ala Thr Met Gly Phe Gly Ala  
 225 230 235 240  
 Tyr Met Ser Lys Ala His Gly Ile Asp Pro Asn Ile Arg Thr Gly Val  
 245 250 255  
 Arg Thr Ile Thr Thr Gly Ser Pro Ile Thr Tyr Ser Thr Tyr Gly Lys  
 260 265 270  
 Phe Leu Ala Asp Gly Gly Cys Ser Gly Gly Ala Tyr Asp Ile Ile Ile  
 275 280 285  
 Cys Asp Glu Cys His Ser Thr Asp Ala Thr Ser Ile Leu Gly Ile Gly  
 290 295 300  
 Thr Val Leu Asp Gln Ala Glu Thr Ala Gly Ala Arg Leu Thr Val Leu  
 305 310 315 320  
 Ala Thr Ala Thr Pro Pro Gly Ser Val Thr Val Pro His Pro Asn Ile  
 325 330 335  
 Glu Glu Val Ala Leu Ser Thr Thr Gly Glu Ile Pro Phe Tyr Gly Lys  
 340 345 350  
 Ala Ile Pro Leu Glu Ala Ile Lys Gly Gly Arg His Leu Ile Phe Cys  
 355 360 365  
 His Ser Lys Lys Lys Cys Asp Glu Leu Ala Ala Lys Leu Val Ala Leu  
 370 375 380  
 Gly Val Asn Ala Val Ala Tyr Tyr Arg Gly Leu Asp Val Ser Val Ile  
 385 390 395 400  
 Pro Thr Ser Gly Asp Val Val Val Val Ala Thr Asp Ala Leu Met Thr  
 405 410 415  
 Gly Phe Thr Gly Asp Phe Asp Ser Val Ile Asp Cys Asn Thr Cys Val  
 420 425 430  
 Thr Gln Thr Val Asp Phe Ser Leu Asp Pro Thr Phe Thr Ile Glu Thr  
 435 440 445  
 Ile Thr Leu Pro Gln Asp Ala Val Ser Arg Thr Gln Arg Arg Gly Arg  
 450 455 460  
 Thr Gly Arg Gly Lys Pro Gly Ile Tyr Arg Phe Val Ala Pro Gly Glu

```

465                470                475                480
Arg Pro Ser Gly Met Phe Asp Ser Ser Val Leu Cys Glu Cys Tyr Asp
                485                490                495
Ala Gly Cys Ala Trp Tyr Glu Leu Thr Pro Ala Glu Thr Thr Val Arg
                500                505                510
Leu Arg Ala Tyr Met Asn Thr Pro Gly Leu Pro Val Cys Gln Asp His
                515                520                525
Leu Glu Phe Trp Glu Gly Val Phe Thr Gly Leu Thr His Ile Asp Ala
                530                535                540
His Phe Leu Ser Gln Thr Lys Gln Ser Gly Glu Asn Leu Pro Tyr Leu
                545                550                555
Val Ala Tyr Gln Ala Thr Val Cys Ala Arg Ala Gln Ala Pro Pro Pro
                565                570                575
Ser Trp Asp Gln Met Trp Lys Cys Leu Ile Arg Leu Lys Pro Thr Leu
                580                585                590
His Gly Pro Thr Pro Leu Leu Tyr Arg Leu Gly Ala Val Gln Asn Glu
                595                600                605
Val Thr Leu Thr His Pro Val Thr Lys Tyr Ile Met Thr Cys Met Ser
                610                615                620
Ala Asp Leu Glu Val Val Thr Ser Thr Trp Val Leu Val Gly Gly Val
                625                630                635
Leu Ala Ala Leu Ala Ala Tyr Cys Leu Ser Thr Gly Cys Val Val Ile
                645                650                655
Val Gly Arg Ile Val Leu Ser Gly Lys Pro Ala Ile Ile Pro Asp Arg
                660                665                670
Glu Val Leu Tyr Arg Glu Phe Asp Glu Met Glu Glu Cys
                675                680                685

```

<210> 126  
 <211> 685  
 <212> PRT  
 <213> Artificial Sequence

<220>  
 <223> Mutant Hepatitis C virus NS3/4A peptide

```

<400> 126
Ala Pro Ile Thr Ala Tyr Ala Gln Gln Thr Arg Gly Leu Leu Gly Cys
1                5                10                15
Ile Ile Thr Ser Leu Thr Gly Arg Asp Lys Asn Gln Val Glu Gly Glu
                20                25                30
Val Gln Ile Val Ser Thr Ala Ala Gln Thr Phe Leu Ala Thr Cys Ile
                35                40                45
Asn Gly Val Cys Trp Thr Val Tyr His Gly Ala Gly Thr Arg Thr Ile
                50                55                60
Ala Ser Pro Lys Gly Pro Val Ile Gln Met Tyr Thr Asn Val Asp Gln
65                70                75                80
Asp Leu Val Gly Trp Pro Gly Pro Gln Gly Ala Arg Ser Leu Thr Pro
                85                90                95
Cys Thr Cys Gly Ser Ser Asp Leu Tyr Leu Val Thr Arg His Ala Asp
                100                105                110
Val Ile Pro Val Arg Arg Arg Gly Asp Gly Arg Gly Ser Leu Leu Ser
                115                120                125
Pro Arg Pro Ile Ser Tyr Leu Lys Gly Ser Ser Gly Gly Pro Leu Leu
130                135                140
Cys Pro Ala Gly His Ala Val Gly Ile Phe Arg Ala Ala Val Cys Thr

```

145					150					155				160	
Arg	Gly	Val	Ala	Lys	Ala	Val	Asp	Phe	Ile	Pro	Val	Glu	Ser	Leu	Glu
				165					170					175	
Thr	Thr	Met	Arg	Ser	Pro	Val	Phe	Ser	Asp	Asn	Ser	Ser	Pro	Pro	Ala
			180					185					190		
Val	Pro	Gln	Ser	Tyr	Gln	Val	Ala	His	Leu	His	Ala	Pro	Thr	Gly	Ser
		195					200					205			
Gly	Lys	Ser	Thr	Lys	Val	Pro	Ala	Ala	Tyr	Ala	Ala	Gln	Gly	Tyr	Lys
	210					215					220				
Val	Leu	Val	Leu	Asn	Pro	Ser	Val	Ala	Ala	Thr	Met	Gly	Phe	Gly	Ala
225				230						235					240
Tyr	Met	Ser	Lys	Ala	His	Gly	Ile	Asp	Pro	Asn	Ile	Arg	Thr	Gly	Val
				245				250						255	
Arg	Thr	Ile	Thr	Thr	Gly	Ser	Pro	Ile	Thr	Tyr	Ser	Thr	Tyr	Gly	Lys
			260					265						270	
Phe	Leu	Ala	Asp	Gly	Gly	Cys	Ser	Gly	Gly	Ala	Tyr	Asp	Ile	Ile	Ile
		275					280					285			
Cys	Asp	Glu	Cys	His	Ser	Thr	Asp	Ala	Thr	Ser	Ile	Leu	Gly	Ile	Gly
	290					295					300				
Thr	Val	Leu	Asp	Gln	Ala	Glu	Thr	Ala	Gly	Ala	Arg	Leu	Thr	Val	Leu
305				310							315				320
Ala	Thr	Ala	Thr	Pro	Pro	Gly	Ser	Val	Thr	Val	Pro	His	Pro	Asn	Ile
				325					330					335	
Glu	Glu	Val	Ala	Leu	Ser	Thr	Thr	Gly	Glu	Ile	Pro	Phe	Tyr	Gly	Lys
		340						345						350	
Ala	Ile	Pro	Leu	Glu	Ala	Ile	Lys	Gly	Gly	Arg	His	Leu	Ile	Phe	Cys
		355					360					365			
His	Ser	Lys	Lys	Lys	Cys	Asp	Glu	Leu	Ala	Ala	Lys	Leu	Val	Ala	Leu
	370					375						380			
Gly	Val	Asn	Ala	Val	Ala	Tyr	Tyr	Arg	Gly	Leu	Asp	Val	Ser	Val	Ile
385					390					395					400
Pro	Thr	Ser	Gly	Asp	Val	Val	Val	Val	Ala	Thr	Asp	Ala	Leu	Met	Thr
				405					410					415	
Gly	Phe	Thr	Gly	Asp	Phe	Asp	Ser	Val	Ile	Asp	Cys	Asn	Thr	Cys	Val
			420					425					430		
Thr	Gln	Thr	Val	Asp	Phe	Ser	Leu	Asp	Pro	Thr	Phe	Thr	Ile	Glu	Thr
		435					440						445		
Ile	Thr	Leu	Pro	Gln	Asp	Ala	Val	Ser	Arg	Thr	Gln	Arg	Arg	Gly	Arg
	450					455					460				
Thr	Gly	Arg	Gly	Lys	Pro	Gly	Ile	Tyr	Arg	Phe	Val	Ala	Pro	Gly	Glu
465					470					475					480
Arg	Pro	Ser	Gly	Met	Phe	Asp	Ser	Ser	Val	Leu	Cys	Glu	Cys	Tyr	Asp
				485					490					495	
Ala	Gly	Cys	Ala	Trp	Tyr	Glu	Leu	Thr	Pro	Ala	Glu	Thr	Thr	Val	Arg
			500					505						510	
Leu	Arg	Ala	Tyr	Met	Asn	Thr	Pro	Gly	Leu	Pro	Val	Cys	Gln	Asp	His
		515				520						525			
Leu	Glu	Phe	Trp	Glu	Gly	Val	Phe	Thr	Gly	Leu	Thr	His	Ile	Asp	Ala
	530					535						540			
His	Phe	Leu	Ser	Gln	Thr	Lys	Gln	Ser	Gly	Glu	Asn	Leu	Pro	Tyr	Leu
545						550				555					560
Val	Ala	Tyr	Gln	Ala	Thr	Val	Cys	Ala	Arg	Ala	Gln	Ala	Pro	Pro	Pro
				565					570					575	
Ser	Trp	Asp	Gln	Met	Trp	Lys	Cys	Leu	Ile	Arg	Leu	Lys	Pro	Thr	Leu
			580					585					590		
His	Gly	Pro	Thr	Pro	Leu	Leu	Tyr	Arg	Leu	Gly	Ala	Val	Gln	Asn	Glu
		595					600						605		

Val Thr Leu Thr His Pro Val Thr Lys Tyr Ile Met Thr Cys Met Ser  
 610 615 620  
 Ala Asp Leu Glu Val Val Thr Ser Thr Trp Val Leu Val Gly Gly Val  
 625 630 635 640  
 Leu Ala Ala Leu Ala Ala Tyr Cys Leu Ser Thr Gly Cys Val Val Ile  
 645 650 655  
 Val Gly Arg Ile Val Leu Ser Gly Lys Pro Ala Ile Ile Pro Asp Arg  
 660 665 670  
 Glu Val Leu Tyr Arg Glu Phe Asp Glu Met Glu Glu Cys  
 675 680 685

<210> 127  
 <211> 685  
 <212> PRT  
 <213> Artificial Sequence

<220>  
 <223> Mutant Hepatitis C virus NS3/4A peptide

<400> 127  
 Ala Pro Ile Thr Ala Tyr Ala Gln Gln Thr Arg Gly Leu Leu Gly Cys  
 1 5 10 15  
 Ile Ile Thr Ser Leu Thr Gly Arg Asp Lys Asn Gln Val Glu Gly Glu  
 20 25 30  
 Val Gln Ile Val Ser Thr Ala Ala Gln Thr Phe Leu Ala Thr Cys Ile  
 35 40 45  
 Asn Gly Val Cys Trp Thr Val Tyr His Gly Ala Gly Thr Arg Thr Ile  
 50 55 60  
 Ala Ser Pro Lys Gly Pro Val Ile Gln Met Tyr Thr Asn Val Asp Gln  
 65 70 75 80  
 Asp Leu Val Gly Trp Pro Ala Ala Gln Gly Ala Arg Ser Leu Thr Pro  
 85 90 95  
 Cys Thr Cys Gly Ser Ser Asp Leu Tyr Leu Val Thr Arg His Ala Asp  
 100 105 110  
 Val Ile Pro Val Arg Arg Arg Gly Asp Gly Arg Gly Ser Leu Leu Ser  
 115 120 125  
 Pro Arg Pro Ile Ser Tyr Leu Lys Gly Ser Ser Gly Gly Pro Leu Leu  
 130 135 140  
 Cys Pro Ala Gly His Ala Val Gly Ile Phe Arg Ala Ala Val Cys Thr  
 145 150 155 160  
 Arg Gly Val Ala Lys Ala Val Asp Phe Ile Pro Val Glu Ser Leu Glu  
 165 170 175  
 Thr Thr Met Arg Ser Pro Val Phe Ser Asp Asn Ser Ser Pro Pro Ala  
 180 185 190  
 Val Pro Gln Ser Tyr Gln Val Ala His Leu His Ala Pro Thr Gly Ser  
 195 200 205  
 Gly Lys Ser Thr Lys Val Pro Ala Ala Tyr Ala Ala Gln Gly Tyr Lys  
 210 215 220  
 Val Leu Val Leu Asn Pro Ser Val Ala Ala Thr Met Gly Phe Gly Ala  
 225 230 235 240  
 Tyr Met Ser Lys Ala His Gly Ile Asp Pro Asn Ile Arg Thr Gly Val  
 245 250 255  
 Arg Thr Ile Thr Thr Gly Ser Pro Ile Thr Tyr Ser Thr Tyr Gly Lys  
 260 265 270  
 Phe Leu Ala Asp Gly Gly Cys Ser Gly Gly Ala Tyr Asp Ile Ile Ile  
 275 280 285

Cys Asp Glu Cys His Ser Thr Asp Ala Thr Ser Ile Leu Gly Ile Gly  
 290 295 300  
 Thr Val Leu Asp Gln Ala Glu Thr Ala Gly Ala Arg Leu Thr Val Leu  
 305 310 315 320  
 Ala Thr Ala Thr Pro Gly Ser Val Thr Val Pro His Pro Asn Ile  
 325 330 335  
 Glu Glu Val Ala Leu Ser Thr Thr Gly Glu Ile Pro Phe Tyr Gly Lys  
 340 345 350  
 Ala Ile Pro Leu Glu Ala Ile Lys Gly Gly Arg His Leu Ile Phe Cys  
 355 360 365  
 His Ser Lys Lys Lys Cys Asp Glu Leu Ala Ala Lys Leu Val Ala Leu  
 370 375 380  
 Gly Val Asn Ala Val Ala Tyr Tyr Arg Gly Leu Asp Val Ser Val Ile  
 385 390 395 400  
 Pro Thr Ser Gly Asp Val Val Val Val Ala Thr Asp Ala Leu Met Thr  
 405 410 415  
 Gly Phe Thr Gly Asp Phe Asp Ser Val Ile Asp Cys Asn Thr Cys Val  
 420 425 430  
 Thr Gln Thr Val Asp Phe Ser Leu Asp Pro Thr Phe Thr Ile Glu Thr  
 435 440 445  
 Ile Thr Leu Pro Gln Asp Ala Val Ser Arg Thr Gln Arg Arg Gly Arg  
 450 455 460  
 Thr Gly Arg Gly Lys Pro Gly Ile Tyr Arg Phe Val Ala Pro Gly Glu  
 465 470 475 480  
 Arg Pro Ser Gly Met Phe Asp Ser Ser Val Leu Cys Glu Cys Tyr Asp  
 485 490 495  
 Ala Gly Cys Ala Trp Tyr Glu Leu Thr Pro Ala Glu Thr Thr Val Arg  
 500 505 510  
 Leu Arg Ala Tyr Met Asn Thr Pro Gly Leu Pro Val Cys Gln Asp His  
 515 520 525  
 Leu Glu Phe Trp Glu Gly Val Phe Thr Gly Leu Thr His Ile Asp Ala  
 530 535 540  
 His Phe Leu Ser Gln Thr Lys Gln Ser Gly Glu Asn Leu Pro Tyr Leu  
 545 550 555 560  
 Val Ala Tyr Gln Ala Thr Val Cys Ala Arg Ala Gln Ala Pro Pro Pro  
 565 570 575  
 Ser Trp Asp Gln Met Trp Lys Cys Leu Ile Arg Leu Lys Pro Thr Leu  
 580 585 590  
 His Gly Pro Thr Pro Leu Leu Tyr Arg Leu Gly Ala Val Gln Asn Glu  
 595 600 605  
 Val Thr Leu Thr His Pro Val Thr Lys Tyr Ile Met Thr Cys Met Ser  
 610 615 620  
 Ala Asp Leu Glu Val Val Thr Ser Thr Trp Val Leu Val Gly Gly Val  
 625 630 635 640  
 Leu Ala Ala Leu Ala Ala Tyr Cys Leu Ser Thr Gly Cys Val Val Ile  
 645 650 655  
 Val Gly Arg Ile Val Leu Ser Gly Lys Pro Ala Ile Ile Pro Asp Arg  
 660 665 670  
 Glu Val Leu Tyr Arg Glu Phe Asp Glu Met Glu Glu Cys  
 675 680 685

<210> 128  
 <211> 685  
 <212> PRT  
 <213> Artificial Sequence

<220>

<223> Mutant Hepatitis C virus NS3/4A peptide

<400> 128

Ala Pro Ile Thr Ala Tyr Ala Gln Gln Thr Arg Gly Leu Leu Gly Cys  
 1 5 10 15  
 Ile Ile Thr Ser Leu Thr Gly Arg Asp Lys Asn Gln Val Glu Gly Glu  
 20 25 30  
 Val Gln Ile Val Ser Thr Ala Ala Gln Thr Phe Leu Ala Thr Cys Ile  
 35 40 45  
 Asn Gly Val Cys Trp Thr Val Tyr His Gly Ala Gly Thr Arg Thr Ile  
 50 55 60  
 Ala Ser Pro Lys Gly Pro Val Ile Gln Met Tyr Thr Asn Val Asp Gln  
 65 70 75 80  
 Asp Leu Val Gly Trp Pro Ala Pro Ala Gly Ala Arg Ser Leu Thr Pro  
 85 90 95  
 Cys Thr Cys Gly Ser Ser Asp Leu Tyr Leu Val Thr Arg His Ala Asp  
 100 105 110  
 Val Ile Pro Val Arg Arg Arg Gly Asp Gly Arg Gly Ser Leu Leu Ser  
 115 120 125  
 Pro Arg Pro Ile Ser Tyr Leu Lys Gly Ser Ser Gly Gly Pro Leu Leu  
 130 135 140  
 Cys Pro Ala Gly His Ala Val Gly Ile Phe Arg Ala Ala Val Cys Thr  
 145 150 155 160  
 Arg Gly Val Ala Lys Ala Val Asp Phe Ile Pro Val Glu Ser Leu Glu  
 165 170 175  
 Thr Thr Met Arg Ser Pro Val Phe Ser Asp Asn Ser Ser Pro Pro Ala  
 180 185 190  
 Val Pro Gln Ser Tyr Gln Val Ala His Leu His Ala Pro Thr Gly Ser  
 195 200 205  
 Gly Lys Ser Thr Lys Val Pro Ala Ala Tyr Ala Ala Gln Gly Tyr Lys  
 210 215 220  
 Val Leu Val Leu Asn Pro Ser Val Ala Ala Thr Met Gly Phe Gly Ala  
 225 230 235 240  
 Tyr Met Ser Lys Ala His Gly Ile Asp Pro Asn Ile Arg Thr Gly Val  
 245 250 255  
 Arg Thr Ile Thr Thr Gly Ser Pro Ile Thr Tyr Ser Thr Tyr Gly Lys  
 260 265 270  
 Phe Leu Ala Asp Gly Gly Cys Ser Gly Gly Ala Tyr Asp Ile Ile Ile  
 275 280 285  
 Cys Asp Glu Cys His Ser Thr Asp Ala Thr Ser Ile Leu Gly Ile Gly  
 290 295 300  
 Thr Val Leu Asp Gln Ala Glu Thr Ala Gly Ala Arg Leu Thr Val Leu  
 305 310 315 320  
 Ala Thr Ala Thr Pro Pro Gly Ser Val Thr Val Pro His Pro Asn Ile  
 325 330 335  
 Glu Glu Val Ala Leu Ser Thr Thr Gly Glu Ile Pro Phe Tyr Gly Lys  
 340 345 350  
 Ala Ile Pro Leu Glu Ala Ile Lys Gly Gly Arg His Leu Ile Phe Cys  
 355 360 365  
 His Ser Lys Lys Lys Cys Asp Glu Leu Ala Ala Lys Leu Val Ala Leu  
 370 375 380  
 Gly Val Asn Ala Val Ala Tyr Tyr Arg Gly Leu Asp Val Ser Val Ile  
 385 390 395 400  
 Pro Thr Ser Gly Asp Val Val Val Val Ala Thr Asp Ala Leu Met Thr  
 405 410 415  
 Gly Phe Thr Gly Asp Phe Asp Ser Val Ile Asp Cys Asn Thr Cys Val



			420					425					430			
Thr	Gln	Thr	Val	Asp	Phe	Ser	Leu	Asp	Pro	Thr	Phe	Thr	Ile	Glu	Thr	
			435					440					445			
Ile	Thr	Leu	Pro	Gln	Asp	Ala	Val	Ser	Arg	Thr	Gln	Arg	Arg	Gly	Arg	
			450					455					460			
Thr	Gly	Arg	Gly	Lys	Pro	Gly	Ile	Tyr	Arg	Phe	Val	Ala	Pro	Gly	Glu	
465					470					475					480	
Arg	Pro	Ser	Gly	Met	Phe	Asp	Ser	Ser	Val	Leu	Cys	Glu	Cys	Tyr	Asp	
				485					490						495	
Ala	Gly	Cys	Ala	Trp	Tyr	Glu	Leu	Thr	Pro	Ala	Glu	Thr	Thr	Val	Arg	
			500					505						510		
Leu	Arg	Ala	Tyr	Met	Asn	Thr	Pro	Gly	Leu	Pro	Val	Cys	Gln	Asp	His	
			515					520					525			
Leu	Glu	Phe	Trp	Glu	Gly	Val	Phe	Thr	Gly	Leu	Thr	His	Ile	Asp	Ala	
			530				535					540				
His	Phe	Leu	Ser	Gln	Thr	Lys	Gln	Ser	Gly	Glu	Asn	Leu	Pro	Tyr	Leu	
545					550					555					560	
Val	Ala	Tyr	Gln	Ala	Thr	Val	Cys	Ala	Arg	Ala	Gln	Ala	Pro	Pro	Pro	
				565					570						575	
Ser	Trp	Asp	Gln	Met	Trp	Lys	Cys	Leu	Ile	Arg	Leu	Lys	Pro	Thr	Leu	
			580					585							590	
His	Gly	Pro	Thr	Pro	Leu	Leu	Tyr	Arg	Leu	Gly	Ala	Val	Gln	Asn	Glu	
			595				600					605				
Val	Thr	Leu	Thr	His	Pro	Val	Thr	Lys	Tyr	Ile	Met	Thr	Cys	Met	Ser	
			610				615					620				
Ala	Asp	Leu	Glu	Val	Val	Thr	Ser	Thr	Trp	Val	Leu	Val	Gly	Gly	Val	
625					630					635					640	
Leu	Ala	Ala	Leu	Ala	Ala	Tyr	Cys	Leu	Ser	Thr	Gly	Cys	Val	Val	Ile	
				645					650						655	
Val	Gly	Arg	Ile	Val	Leu	Ser	Gly	Lys	Pro	Ala	Ile	Ile	Pro	Asp	Arg	
			660					665						670		
Glu	Val	Leu	Tyr	Arg	Glu	Phe	Asp	Glu	Met	Glu	Glu	Cys				
			675				680					685				

<210> 129  
 <211> 685  
 <212> PRT  
 <213> Artificial Sequence

<220>  
 <223> Mutant Hepatitis C virus NS3/4A peptide

<400> 129  
 Ala Pro Ile Thr Ala Tyr Ala Gln Gln Thr Arg Gly Leu Leu Gly Cys  
 1 5 10 15  
 Ile Ile Thr Ser Leu Thr Gly Arg Asp Lys Asn Gln Val Glu Gly Glu  
 20 25 30  
 Val Gln Ile Val Ser Thr Ala Ala Gln Thr Phe Leu Ala Thr Cys Ile  
 35 40 45  
 Asn Gly Val Cys Trp Thr Val Tyr His Gly Ala Gly Thr Arg Thr Ile  
 50 55 60  
 Ala Ser Pro Lys Gly Pro Val Ile Gln Met Tyr Thr Asn Val Asp Gln  
 65 70 75 80  
 Asp Leu Val Gly Trp Pro Ala Pro Gln Ala Ala Arg Ser Leu Thr Pro  
 85 90 95  
 Cys Thr Cys Gly Ser Ser Asp Leu Tyr Leu Val Thr Arg His Ala Asp

			100					105				110			
Val	Ile	Pro	Val	Arg	Arg	Arg	Gly	Asp	Gly	Arg	Gly	Ser	Leu	Leu	Ser
			115				120					125			
Pro	Arg	Pro	Ile	Ser	Tyr	Leu	Lys	Gly	Ser	Ser	Gly	Gly	Pro	Leu	Leu
			130				135					140			
Cys	Pro	Ala	Gly	His	Ala	Val	Gly	Ile	Phe	Arg	Ala	Ala	Val	Cys	Thr
145					150					155					160
Arg	Gly	Val	Ala	Lys	Ala	Val	Asp	Phe	Ile	Pro	Val	Glu	Ser	Leu	Glu
				165					170						175
Thr	Thr	Met	Arg	Ser	Pro	Val	Phe	Ser	Asp	Asn	Ser	Ser	Pro	Pro	Ala
			180					185					190		
Val	Pro	Gln	Ser	Tyr	Gln	Val	Ala	His	Leu	His	Ala	Pro	Thr	Gly	Ser
			195				200					205			
Gly	Lys	Ser	Thr	Lys	Val	Pro	Ala	Ala	Tyr	Ala	Ala	Gln	Gly	Tyr	Lys
			210			215					220				
Val	Leu	Val	Leu	Asn	Pro	Ser	Val	Ala	Ala	Thr	Met	Gly	Phe	Gly	Ala
225				230						235					240
Tyr	Met	Ser	Lys	Ala	His	Gly	Ile	Asp	Pro	Asn	Ile	Arg	Thr	Gly	Val
			245					250						255	
Arg	Thr	Ile	Thr	Thr	Gly	Ser	Pro	Ile	Thr	Tyr	Ser	Thr	Tyr	Gly	Lys
			260					265							
Phe	Leu	Ala	Asp	Gly	Gly	Cys	Ser	Gly	Gly	Ala	Tyr	Asp	Ile	Ile	Ile
		275					280					285			
Cys	Asp	Glu	Cys	His	Ser	Thr	Asp	Ala	Thr	Ser	Ile	Leu	Gly	Ile	Gly
		290				295					300				
Thr	Val	Leu	Asp	Gln	Ala	Glu	Thr	Ala	Gly	Ala	Arg	Leu	Thr	Val	Leu
305				310						315					320
Ala	Thr	Ala	Thr	Pro	Pro	Gly	Ser	Val	Thr	Val	Pro	His	Pro	Asn	Ile
				325					330					335	
Glu	Glu	Val	Ala	Leu	Ser	Thr	Thr	Gly	Glu	Ile	Pro	Phe	Tyr	Gly	Lys
			340					345					350		
Ala	Ile	Pro	Leu	Glu	Ala	Ile	Lys	Gly	Gly	Arg	His	Leu	Ile	Phe	Cys
		355					360					365			
His	Ser	Lys	Lys	Lys	Cys	Asp	Glu	Leu	Ala	Ala	Lys	Leu	Val	Ala	Leu
		370				375					380				
Gly	Val	Asn	Ala	Val	Ala	Tyr	Tyr	Arg	Gly	Leu	Asp	Val	Ser	Val	Ile
385					390						395				400
Pro	Thr	Ser	Gly	Asp	Val	Val	Val	Val	Ala	Thr	Asp	Ala	Leu	Met	Thr
				405					410					415	
Gly	Phe	Thr	Gly	Asp	Phe	Asp	Ser	Val	Ile	Asp	Cys	Asn	Thr	Cys	Val
			420					425					430		
Thr	Gln	Thr	Val	Asp	Phe	Ser	Leu	Asp	Pro	Thr	Phe	Thr	Ile	Glu	Thr
			435				440					445			
Ile	Thr	Leu	Pro	Gln	Asp	Ala	Val	Ser	Arg	Thr	Gln	Arg	Arg	Gly	Arg
			450			455					460				
Thr	Gly	Arg	Gly	Lys	Pro	Gly	Ile	Tyr	Arg	Phe	Val	Ala	Pro	Gly	Glu
465					470					475					480
Arg	Pro	Ser	Gly	Met	Phe	Asp	Ser	Ser	Val	Leu	Cys	Glu	Cys	Tyr	Asp
				485					490					495	
Ala	Gly	Cys	Ala	Trp	Tyr	Glu	Leu	Thr	Pro	Ala	Glu	Thr	Thr	Val	Arg
			500					505						510	
Leu	Arg	Ala	Tyr	Met	Asn	Thr	Pro	Gly	Leu	Pro	Val	Cys	Gln	Asp	His
			515				520					525			
Leu	Glu	Phe	Trp	Glu	Gly	Val	Phe	Thr	Gly	Leu	Thr	His	Ile	Asp	Ala
			530			535					540				
His	Phe	Leu	Ser	Gln	Thr	Lys	Gln	Ser	Gly	Glu	Asn	Leu	Pro	Tyr	Leu
545					550					555					560

Val Ala Tyr Gln Ala Thr Val Cys Ala Arg Ala Gln Ala Pro Pro Pro  
 565 570 575  
 Ser Trp Asp Gln Met Trp Lys Cys Leu Ile Arg Leu Lys Pro Thr Leu  
 580 585 590  
 His Gly Pro Thr Pro Leu Leu Tyr Arg Leu Gly Ala Val Gln Asn Glu  
 595 600 605  
 Val Thr Leu Thr His Pro Val Thr Lys Tyr Ile Met Thr Cys Met Ser  
 610 615 620  
 Ala Asp Leu Glu Val Val Thr Ser Thr Trp Val Leu Val Gly Gly Val  
 625 630 635 640  
 Leu Ala Ala Leu Ala Ala Tyr Cys Leu Ser Thr Gly Cys Val Val Ile  
 645 650 655  
 Val Gly Arg Ile Val Leu Ser Gly Lys Pro Ala Ile Ile Pro Asp Arg  
 660 665 670  
 Glu Val Leu Tyr Arg Glu Phe Asp Glu Met Glu Glu Cys  
 675 680 685

<210> 130  
 <211> 685  
 <212> PRT  
 <213> Artificial Sequence

<220>  
 <223> Mutant Hepatitis C virus NS3/4A peptide

<400> 130  
 Ala Pro Ile Thr Ala Tyr Ala Gln Gln Thr Arg Gly Leu Leu Gly Cys  
 1 5 10 15  
 Ile Ile Thr Ser Leu Thr Gly Arg Asp Lys Asn Gln Val Glu Gly Glu  
 20 25 30  
 Val Gln Ile Val Ser Thr Ala Ala Gln Thr Phe Leu Ala Thr Cys Ile  
 35 40 45  
 Asn Gly Val Cys Trp Thr Val Tyr His Gly Ala Gly Thr Arg Thr Ile  
 50 55 60  
 Ala Ser Pro Lys Gly Pro Val Ile Gln Met Tyr Thr Asn Val Asp Gln  
 65 70 75 80  
 Asp Leu Val Gly Trp Pro Ala Pro Gln Gly Gly Arg Ser Leu Thr Pro  
 85 90 95  
 Cys Thr Cys Gly Ser Ser Asp Leu Tyr Leu Val Thr Arg His Ala Asp  
 100 105 110  
 Val Ile Pro Val Arg Arg Arg Gly Asp Gly Arg Gly Ser Leu Leu Ser  
 115 120 125  
 Pro Arg Pro Ile Ser Tyr Leu Lys Gly Ser Ser Gly Gly Pro Leu Leu  
 130 135 140  
 Cys Pro Ala Gly His Ala Val Gly Ile Phe Arg Ala Ala Val Cys Thr  
 145 150 155 160  
 Arg Gly Val Ala Lys Ala Val Asp Phe Ile Pro Val Glu Ser Leu Glu  
 165 170 175  
 Thr Thr Met Arg Ser Pro Val Phe Ser Asp Asn Ser Ser Pro Pro Ala  
 180 185 190  
 Val Pro Gln Ser Tyr Gln Val Ala His Leu His Ala Pro Thr Gly Ser  
 195 200 205  
 Gly Lys Ser Thr Lys Val Pro Ala Ala Tyr Ala Ala Gln Gly Tyr Lys  
 210 215 220  
 Val Leu Val Leu Asn Pro Ser Val Ala Ala Thr Met Gly Phe Gly Ala  
 225 230 235 240

Tyr Met Ser Lys Ala His Gly Ile Asp Pro Asn Ile Arg Thr Gly Val  
 245 250 255  
 Arg Thr Ile Thr Thr Gly Ser Pro Ile Thr Tyr Ser Thr Tyr Gly Lys  
 260 265 270  
 Phe Leu Ala Asp Gly Gly Cys Ser Gly Gly Ala Tyr Asp Ile Ile Ile  
 275 280 285  
 Cys Asp Glu Cys His Ser Thr Asp Ala Thr Ser Ile Leu Gly Ile Gly  
 290 295 300  
 Thr Val Leu Asp Gln Ala Glu Thr Ala Gly Ala Arg Leu Thr Val Leu  
 305 310 315 320  
 Ala Thr Ala Thr Pro Pro Gly Ser Val Thr Val Pro His Pro Asn Ile  
 325 330 335  
 Glu Glu Val Ala Leu Ser Thr Thr Gly Glu Ile Pro Phe Tyr Gly Lys  
 340 345 350  
 Ala Ile Pro Leu Glu Ala Ile Lys Gly Gly Arg His Leu Ile Phe Cys  
 355 360 365  
 His Ser Lys Lys Lys Cys Asp Glu Leu Ala Ala Lys Leu Val Ala Leu  
 370 375 380  
 Gly Val Asn Ala Val Ala Tyr Tyr Arg Gly Leu Asp Val Ser Val Ile  
 385 390 395 400  
 Pro Thr Ser Gly Asp Val Val Val Val Ala Thr Asp Ala Leu Met Thr  
 405 410 415  
 Gly Phe Thr Gly Asp Phe Asp Ser Val Ile Asp Cys Asn Thr Cys Val  
 420 425 430  
 Thr Gln Thr Val Asp Phe Ser Leu Asp Pro Thr Phe Thr Ile Glu Thr  
 435 440 445  
 Ile Thr Leu Pro Gln Asp Ala Val Ser Arg Thr Gln Arg Arg Gly Arg  
 450 455 460  
 Thr Gly Arg Gly Lys Pro Gly Ile Tyr Arg Phe Val Ala Pro Gly Glu  
 465 470 475 480  
 Arg Pro Ser Gly Met Phe Asp Ser Ser Val Leu Cys Glu Cys Tyr Asp  
 485 490 495  
 Ala Gly Cys Ala Trp Tyr Glu Leu Thr Pro Ala Glu Thr Thr Val Arg  
 500 505 510  
 Leu Arg Ala Tyr Met Asn Thr Pro Gly Leu Pro Val Cys Gln Asp His  
 515 520 525  
 Leu Glu Phe Trp Glu Gly Val Phe Thr Gly Leu Thr His Ile Asp Ala  
 530 535 540  
 His Phe Leu Ser Gln Thr Lys Gln Ser Gly Glu Asn Leu Pro Tyr Leu  
 545 550 555 560  
 Val Ala Tyr Gln Ala Thr Val Cys Ala Arg Ala Gln Ala Pro Pro Pro  
 565 570 575  
 Ser Trp Asp Gln Met Trp Lys Cys Leu Ile Arg Leu Lys Pro Thr Leu  
 580 585 590  
 His Gly Pro Thr Pro Leu Leu Tyr Arg Leu Gly Ala Val Gln Asn Glu  
 595 600 605  
 Val Thr Leu Thr His Pro Val Thr Lys Tyr Ile Met Thr Cys Met Ser  
 610 615 620  
 Ala Asp Leu Glu Val Val Thr Ser Thr Trp Val Leu Val Gly Gly Val  
 625 630 635 640  
 Leu Ala Ala Leu Ala Ala Tyr Cys Leu Ser Thr Gly Cys Val Val Ile  
 645 650 655  
 Val Gly Arg Ile Val Leu Ser Gly Lys Pro Ala Ile Ile Pro Asp Arg  
 660 665 670  
 Glu Val Leu Tyr Arg Glu Phe Asp Glu Met Glu Glu Cys  
 675 680 685

<210> 131  
 <211> 685  
 <212> PRT  
 <213> Artificial Sequence

<220>  
 <223> Mutant Hepatitis C virus NS3/4A peptide

<400> 131  
 Ala Pro Ile Thr Ala Tyr Ala Gln Gln Thr Arg Gly Leu Leu Gly Cys  
 1 5 10 15  
 Ile Ile Thr Ser Leu Thr Gly Arg Asp Lys Asn Gln Val Glu Gly Glu  
 20 25 30  
 Val Gln Ile Val Ser Thr Ala Ala Gln Thr Phe Leu Ala Thr Cys Ile  
 35 40 45  
 Asn Gly Val Cys Trp Thr Val Tyr His Gly Ala Gly Thr Arg Thr Ile  
 50 55 60  
 Ala Ser Pro Lys Gly Pro Val Ile Gln Met Tyr Thr Asn Val Asp Gln  
 65 70 75 80  
 Asp Leu Val Gly Trp Pro Ala Pro Gln Gly Ala Ala Ser Leu Thr Pro  
 85 90 95  
 Cys Thr Cys Gly Ser Ser Asp Leu Tyr Leu Val Thr Arg His Ala Asp  
 100 105 110  
 Val Ile Pro Val Arg Arg Arg Gly Asp Gly Arg Gly Ser Leu Leu Ser  
 115 120 125  
 Pro Arg Pro Ile Ser Tyr Leu Lys Gly Ser Ser Gly Gly Pro Leu Leu  
 130 135 140  
 Cys Pro Ala Gly His Ala Val Gly Ile Phe Arg Ala Ala Val Cys Thr  
 145 150 155 160  
 Arg Gly Val Ala Lys Ala Val Asp Phe Ile Pro Val Glu Ser Leu Glu  
 165 170 175  
 Thr Thr Met Arg Ser Pro Val Phe Ser Asp Asn Ser Ser Pro Pro Ala  
 180 185 190  
 Val Pro Gln Ser Tyr Gln Val Ala His Leu His Ala Pro Thr Gly Ser  
 195 200 205  
 Gly Lys Ser Thr Lys Val Pro Ala Ala Tyr Ala Ala Gln Gly Tyr Lys  
 210 215 220  
 Val Leu Val Leu Asn Pro Ser Val Ala Ala Thr Met Gly Phe Gly Ala  
 225 230 235 240  
 Tyr Met Ser Lys Ala His Gly Ile Asp Pro Asn Ile Arg Thr Gly Val  
 245 250 255  
 Arg Thr Ile Thr Thr Gly Ser Pro Ile Thr Tyr Ser Thr Tyr Gly Lys  
 260 265 270  
 Phe Leu Ala Asp Gly Gly Cys Ser Gly Gly Ala Tyr Asp Ile Ile Ile  
 275 280 285  
 Cys Asp Glu Cys His Ser Thr Asp Ala Thr Ser Ile Leu Gly Ile Gly  
 290 295 300  
 Thr Val Leu Asp Gln Ala Glu Thr Ala Gly Ala Arg Leu Thr Val Leu  
 305 310 315 320  
 Ala Thr Ala Thr Pro Pro Gly Ser Val Thr Val Pro His Pro Asn Ile  
 325 330 335  
 Glu Glu Val Ala Leu Ser Thr Thr Gly Glu Ile Pro Phe Tyr Gly Lys  
 340 345 350  
 Ala Ile Pro Leu Glu Ala Ile Lys Gly Gly Arg His Leu Ile Phe Cys  
 355 360 365  
 His Ser Lys Lys Lys Cys Asp Glu Leu Ala Ala Lys Leu Val Ala Leu

370 375 380  
 Gly Val Asn Ala Val Ala Tyr Tyr Arg Gly Leu Asp Val Ser Val Ile  
 385 390 395 400  
 Pro Thr Ser Gly Asp Val Val Val Val Ala Thr Asp Ala Leu Met Thr  
 405 410 415  
 Gly Phe Thr Gly Asp Phe Asp Ser Val Ile Asp Cys Asn Thr Cys Val  
 420 425 430  
 Thr Gln Thr Val Asp Phe Ser Leu Asp Pro Thr Phe Thr Ile Glu Thr  
 435 440 445  
 Ile Thr Leu Pro Gln Asp Ala Val Ser Arg Thr Gln Arg Arg Gly Arg  
 450 455 460  
 Thr Gly Arg Gly Lys Pro Gly Ile Tyr Arg Phe Val Ala Pro Gly Glu  
 465 470 475 480  
 Arg Pro Ser Gly Met Phe Asp Ser Ser Val Leu Cys Glu Cys Tyr Asp  
 485 490 495  
 Ala Gly Cys Ala Trp Tyr Glu Leu Thr Pro Ala Glu Thr Thr Val Arg  
 500 505 510  
 Leu Arg Ala Tyr Met Asn Thr Pro Gly Leu Pro Val Cys Gln Asp His  
 515 520 525  
 Leu Glu Phe Trp Glu Gly Val Phe Thr Gly Leu Thr His Ile Asp Ala  
 530 535 540  
 His Phe Leu Ser Gln Thr Lys Gln Ser Gly Glu Asn Leu Pro Tyr Leu  
 545 550 555 560  
 Val Ala Tyr Gln Ala Thr Val Cys Ala Arg Ala Gln Ala Pro Pro Pro  
 565 570 575  
 Ser Trp Asp Gln Met Trp Lys Cys Leu Ile Arg Leu Lys Pro Thr Leu  
 580 585 590  
 His Gly Pro Thr Pro Leu Leu Tyr Arg Leu Gly Ala Val Gln Asn Glu  
 595 600 605  
 Val Thr Leu Thr His Pro Val Thr Lys Tyr Ile Met Thr Cys Met Ser  
 610 615 620  
 Ala Asp Leu Glu Val Val Thr Ser Thr Trp Val Leu Val Gly Gly Val  
 625 630 635 640  
 Leu Ala Ala Leu Ala Tyr Cys Leu Ser Thr Gly Cys Val Val Ile  
 645 650 655  
 Val Gly Arg Ile Val Leu Ser Gly Lys Pro Ala Ile Ile Pro Asp Arg  
 660 665 670  
 Glu Val Leu Tyr Arg Glu Phe Asp Glu Met Glu Glu Cys  
 675 680 685

<210> 132  
 <211> 685  
 <212> PRT  
 <213> Artificial Sequence

<220>  
 <223> Mutant Hepatitis C virus NS3/4A peptide

<400> 132  
 Ala Pro Ile Thr Ala Tyr Ala Gln Gln Thr Arg Gly Leu Leu Gly Cys  
 1 5 10 15  
 Ile Ile Thr Ser Leu Thr Gly Arg Asp Lys Asn Gln Val Glu Gly Glu  
 20 25 30  
 Val Gln Ile Val Ser Thr Ala Ala Gln Thr Phe Leu Ala Thr Cys Ile  
 35 40 45  
 Asn Gly Val Cys Trp Thr Val Tyr His Gly Ala Gly Thr Arg Thr Ile

50	55	60														
Ala Ser Pro Lys Gly	Pro Val Ile Gln Met Tyr	Thr Asn Val Asp Gln														
65	70	75														80
Asp Leu Val Gly Trp	Pro Ala Pro Gln Gly Ala Arg Ala Leu Thr Pro															
	85	90														95
Cys Thr Cys Gly Ser Ser Asp Leu Tyr Leu Val Thr Arg His Ala Asp																
	100	105														110
Val Ile Pro Val Arg Arg Arg Gly Asp Gly Arg Gly Ser Leu Leu Ser																
	115	120														
Pro Arg Pro Ile Ser Tyr Leu Lys Gly Ser Ser Gly Gly Pro Leu Leu																
	130	135														
Cys Pro Ala Gly His Ala Val Gly Ile Phe Arg Ala Ala Val Cys Thr																
	145	150														160
Arg Gly Val Ala Lys Ala Val Asp Phe Ile Pro Val Glu Ser Leu Glu																
	165	170														175
Thr Thr Met Arg Ser Pro Val Phe Ser Asp Asn Ser Ser Pro Pro Ala																
	180	185														190
Val Pro Gln Ser Tyr Gln Val Ala His Leu His Ala Pro Thr Gly Ser																
	195	200														205
Gly Lys Ser Thr Lys Val Pro Ala Ala Tyr Ala Ala Gln Gly Tyr Lys																
	210	215														220
Val Leu Val Leu Asn Pro Ser Val Ala Ala Thr Met Gly Phe Gly Ala																
	225	230														240
Tyr Met Ser Lys Ala His Gly Ile Asp Pro Asn Ile Arg Thr Gly Val																
	245	250														255
Arg Thr Ile Thr Thr Gly Ser Pro Ile Thr Tyr Ser Thr Tyr Gly Lys																
	260	265														270
Phe Leu Ala Asp Gly Gly Cys Ser Gly Gly Ala Tyr Asp Ile Ile Ile																
	275	280														285
Cys Asp Glu Cys His Ser Thr Asp Ala Thr Ser Ile Leu Gly Ile Gly																
	290	295														300
Thr Val Leu Asp Gln Ala Glu Thr Ala Gly Ala Arg Leu Thr Val Leu																
	305	310														320
Ala Thr Ala Thr Pro Gly Ser Val Thr Val Pro His Pro Asn Ile																
	325	330														335
Glu Glu Val Ala Leu Ser Thr Thr Gly Glu Ile Pro Phe Tyr Gly Lys																
	340	345														350
Ala Ile Pro Leu Glu Ala Ile Lys Gly Gly Arg His Leu Ile Phe Cys																
	355	360														365
His Ser Lys Lys Lys Cys Asp Glu Leu Ala Ala Lys Leu Val Ala Leu																
	370	375														380
Gly Val Asn Ala Val Ala Tyr Tyr Arg Gly Leu Asp Val Ser Val Ile																
	385	390														400
Pro Thr Ser Gly Asp Val Val Val Val Ala Thr Asp Ala Leu Met Thr																
	405	410														415
Gly Phe Thr Gly Asp Phe Asp Ser Val Ile Asp Cys Asn Thr Cys Val																
	420	425														430
Thr Gln Thr Val Asp Phe Ser Leu Asp Pro Thr Phe Thr Ile Glu Thr																
	435	440														445
Ile Thr Leu Pro Gln Asp Ala Val Ser Arg Thr Gln Arg Arg Gly Arg																
	450	455														460
Thr Gly Arg Gly Lys Pro Gly Ile Tyr Arg Phe Val Ala Pro Gly Glu																
	465	470														480
Arg Pro Ser Gly Met Phe Asp Ser Ser Val Leu Cys Glu Cys Tyr Asp																
	485	490														495
Ala Gly Cys Ala Trp Tyr Glu Leu Thr Pro Ala Glu Thr Thr Val Arg																
	500	505														510

Leu Arg Ala Tyr Met Asn Thr Pro Gly Leu Pro Val Cys Gln Asp His  
 515 520 525  
 Leu Glu Phe Trp Glu Gly Val Phe Thr Gly Leu Thr His Ile Asp Ala  
 530 535 540  
 His Phe Leu Ser Gln Thr Lys Gln Ser Gly Glu Asn Leu Pro Tyr Leu  
 545 550 555 560  
 Val Ala Tyr Gln Ala Thr Val Cys Ala Arg Ala Gln Ala Pro Pro Pro  
 565 570 575  
 Ser Trp Asp Gln Met Trp Lys Cys Leu Ile Arg Leu Lys Pro Thr Leu  
 580 585 590  
 His Gly Pro Thr Pro Leu Leu Tyr Arg Leu Gly Ala Val Gln Asn Glu  
 595 600 605  
 Val Thr Leu Thr His Pro Val Thr Lys Tyr Ile Met Thr Cys Met Ser  
 610 615 620  
 Ala Asp Leu Glu Val Val Thr Ser Thr Trp Val Leu Val Gly Gly Val  
 625 630 635 640  
 Leu Ala Ala Leu Ala Ala Tyr Cys Leu Ser Thr Gly Cys Val Val Ile  
 645 650 655  
 Val Gly Arg Ile Val Leu Ser Gly Lys Pro Ala Ile Ile Pro Asp Arg  
 660 665 670  
 Glu Val Leu Tyr Arg Glu Phe Asp Glu Met Glu Glu Cys  
 675 680 685

<210> 133  
 <211> 685  
 <212> PRT  
 <213> Artificial Sequence

<220>  
 <223> Mutant Hepatitis C virus NS3/4A peptide

<400> 133  
 Ala Pro Ile Thr Ala Tyr Ala Gln Gln Thr Arg Gly Leu Leu Gly Cys  
 1 5 10 15  
 Ile Ile Thr Ser Leu Thr Gly Arg Asp Lys Asn Gln Val Glu Gly Glu  
 20 25 30  
 Val Gln Ile Val Ser Thr Ala Ala Gln Thr Phe Leu Ala Thr Cys Ile  
 35 40 45  
 Asn Gly Val Cys Trp Thr Val Tyr His Gly Ala Gly Thr Arg Thr Ile  
 50 55 60  
 Ala Ser Pro Lys Gly Pro Val Ile Gln Met Tyr Thr Asn Val Asp Gln  
 65 70 75 80  
 Asp Leu Val Gly Trp Pro Ala Pro Gln Gly Ala Arg Ser Ala Thr Pro  
 85 90 95  
 Cys Thr Cys Gly Ser Ser Asp Leu Tyr Leu Val Thr Arg His Ala Asp  
 100 105 110  
 Val Ile Pro Val Arg Arg Arg Gly Asp Gly Arg Gly Ser Leu Leu Ser  
 115 120 125  
 Pro Arg Pro Ile Ser Tyr Leu Lys Gly Ser Ser Gly Gly Pro Leu Leu  
 130 135 140  
 Cys Pro Ala Gly His Ala Val Gly Ile Phe Arg Ala Ala Val Cys Thr  
 145 150 155 160  
 Arg Gly Val Ala Lys Ala Val Asp Phe Ile Pro Val Glu Ser Leu Glu  
 165 170 175  
 Thr Thr Met Arg Ser Pro Val Phe Ser Asp Asn Ser Ser Pro Pro Ala  
 180 185 190



Val Pro Gln Ser Tyr Gln Val Ala His Leu His Ala Pro Thr Gly Ser  
 195 200 205  
 Gly Lys Ser Thr Lys Val Pro Ala Ala Tyr Ala Ala Gln Gly Tyr Lys  
 210 215 220  
 Val Leu Val Leu Asn Pro Ser Val Ala Ala Thr Met Gly Phe Gly Ala  
 225 230 235 240  
 Tyr Met Ser Lys Ala His Gly Ile Asp Pro Asn Ile Arg Thr Gly Val  
 245 250 255  
 Arg Thr Ile Thr Thr Gly Ser Pro Ile Thr Tyr Ser Thr Tyr Gly Lys  
 260 265 270  
 Phe Leu Ala Asp Gly Gly Cys Ser Gly Gly Ala Tyr Asp Ile Ile Ile  
 275 280 285  
 Cys Asp Glu Cys His Ser Thr Asp Ala Thr Ser Ile Leu Gly Ile Gly  
 290 295 300  
 Thr Val Leu Asp Gln Ala Glu Thr Ala Gly Ala Arg Leu Thr Val Leu  
 305 310 315 320  
 Ala Thr Ala Thr Pro Pro Gly Ser Val Thr Val Pro His Pro Asn Ile  
 325 330 335  
 Glu Glu Val Ala Leu Ser Thr Thr Gly Glu Ile Pro Phe Tyr Gly Lys  
 340 345 350  
 Ala Ile Pro Leu Glu Ala Ile Lys Gly Gly Arg His Leu Ile Phe Cys  
 355 360 365  
 His Ser Lys Lys Lys Cys Asp Glu Leu Ala Ala Lys Leu Val Ala Leu  
 370 375 380  
 Gly Val Asn Ala Val Ala Tyr Tyr Arg Gly Leu Asp Val Ser Val Ile  
 385 390 395 400  
 Pro Thr Ser Gly Asp Val Val Val Val Ala Thr Asp Ala Leu Met Thr  
 405 410 415  
 Gly Phe Thr Gly Asp Phe Asp Ser Val Ile Asp Cys Asn Thr Cys Val  
 420 425 430  
 Thr Gln Thr Val Asp Phe Ser Leu Asp Pro Thr Phe Thr Ile Glu Thr  
 435 440 445  
 Ile Thr Leu Pro Gln Asp Ala Val Ser Arg Thr Gln Arg Arg Gly Arg  
 450 455 460  
 Thr Gly Arg Gly Lys Pro Gly Ile Tyr Arg Phe Val Ala Pro Gly Glu  
 465 470 475 480  
 Arg Pro Ser Gly Met Phe Asp Ser Ser Val Leu Cys Glu Cys Tyr Asp  
 485 490 495 495  
 Ala Gly Cys Ala Trp Tyr Glu Leu Thr Pro Ala Glu Thr Thr Val Arg  
 500 505 510  
 Leu Arg Ala Tyr Met Asn Thr Pro Gly Leu Pro Val Cys Gln Asp His  
 515 520 525  
 Leu Glu Phe Trp Glu Gly Val Phe Thr Gly Leu Thr His Ile Asp Ala  
 530 535 540  
 His Phe Leu Ser Gln Thr Lys Gln Ser Gly Glu Asn Leu Pro Tyr Leu  
 545 550 555 560  
 Val Ala Tyr Gln Ala Thr Val Cys Ala Arg Ala Gln Ala Pro Pro Pro  
 565 570 575  
 Ser Trp Asp Gln Met Trp Lys Cys Leu Ile Arg Leu Lys Pro Thr Leu  
 580 585 590  
 His Gly Pro Thr Pro Leu Leu Tyr Arg Leu Gly Ala Val Gln Asn Glu  
 595 600 605  
 Val Thr Leu Thr His Pro Val Thr Lys Tyr Ile Met Thr Cys Met Ser  
 610 615 620  
 Ala Asp Leu Glu Val Val Thr Ser Thr Trp Val Leu Val Gly Gly Val  
 625 630 635 640  
 Leu Ala Ala Leu Ala Ala Tyr Cys Leu Ser Thr Gly Cys Val Val Ile

			645						650					655	
Val	Gly	Arg	Ile	Val	Leu	Ser	Gly	Lys	Pro	Ala	Ile	Ile	Pro	Asp	Arg
			660					665					670		
Glu	Val	Leu	Tyr	Arg	Glu	Phe	Asp	Glu	Met	Glu	Glu	Cys			
		675					680					685			

<210> 134  
 <211> 685  
 <212> PRT  
 <213> Artificial Sequence

<220>  
 <223> Mutant Hepatitis C virus NS3/4A peptide

<400> 134

Ala	Pro	Ile	Thr	Ala	Tyr	Ala	Gln	Gln	Thr	Arg	Gly	Leu	Leu	Gly	Cys
1				5					10					15	
Ile	Ile	Thr	Ser	Leu	Thr	Gly	Arg	Asp	Lys	Asn	Gln	Val	Glu	Gly	Glu
			20					25					30		
Val	Gln	Ile	Val	Ser	Thr	Ala	Ala	Gln	Thr	Phe	Leu	Ala	Thr	Cys	Ile
		35				40						45			
Asn	Gly	Val	Cys	Trp	Thr	Val	Tyr	His	Gly	Ala	Gly	Thr	Arg	Thr	Ile
	50					55					60				
Ala	Ser	Pro	Lys	Gly	Pro	Val	Ile	Gln	Met	Tyr	Thr	Asn	Val	Asp	Gln
65					70					75				80	
Asp	Leu	Val	Gly	Trp	Pro	Ala	Pro	Gln	Gly	Ala	Arg	Ser	Leu	Ala	Pro
				85				90						95	
Cys	Thr	Cys	Gly	Ser	Ser	Asp	Leu	Tyr	Leu	Val	Thr	Arg	His	Ala	Asp
			100					105					110		
Val	Ile	Pro	Val	Arg	Arg	Arg	Gly	Asp	Gly	Arg	Gly	Ser	Leu	Leu	Ser
		115					120					125			
Pro	Arg	Pro	Ile	Ser	Tyr	Leu	Lys	Gly	Ser	Ser	Gly	Gly	Pro	Leu	Leu
		130				135					140				
Cys	Pro	Ala	Gly	His	Ala	Val	Gly	Ile	Phe	Arg	Ala	Ala	Val	Cys	Thr
145					150					155					160
Arg	Gly	Val	Ala	Lys	Ala	Val	Asp	Phe	Ile	Pro	Val	Glu	Ser	Leu	Glu
				165					170						175
Thr	Thr	Met	Arg	Ser	Pro	Val	Phe	Ser	Asp	Asn	Ser	Ser	Pro	Pro	Ala
			180					185						190	
Val	Pro	Gln	Ser	Tyr	Gln	Val	Ala	His	Leu	His	Ala	Pro	Thr	Gly	Ser
		195					200					205			
Gly	Lys	Ser	Thr	Lys	Val	Pro	Ala	Ala	Tyr	Ala	Ala	Gln	Gly	Tyr	Lys
	210					215					220				
Val	Leu	Val	Leu	Asn	Pro	Ser	Val	Ala	Ala	Thr	Met	Gly	Phe	Gly	Ala
225				230						235					240
Tyr	Met	Ser	Lys	Ala	His	Gly	Ile	Asp	Pro	Asn	Ile	Arg	Thr	Gly	Val
			245					250						255	
Arg	Thr	Ile	Thr	Thr	Gly	Ser	Pro	Ile	Thr	Tyr	Ser	Thr	Tyr	Gly	Lys
			260					265						270	
Phe	Leu	Ala	Asp	Gly	Gly	Cys	Ser	Gly	Gly	Ala	Tyr	Asp	Ile	Ile	Ile
		275				280						285			
Cys	Asp	Glu	Cys	His	Ser	Thr	Asp	Ala	Thr	Ser	Ile	Leu	Gly	Ile	Gly
	290					295					300				
Thr	Val	Leu	Asp	Gln	Ala	Glu	Thr	Ala	Gly	Ala	Arg	Leu	Thr	Val	Leu
305					310					315					320
Ala	Thr	Ala	Thr	Pro	Pro	Gly	Ser	Val	Thr	Val	Pro	His	Pro	Asn	Ile

325 330 335  
 Glu Glu Val Ala Leu Ser Thr Thr Gly Glu Ile Pro Phe Tyr Gly Lys  
 340 345 350  
 Ala Ile Pro Leu Glu Ala Ile Lys Gly Gly Arg His Leu Ile Phe Cys  
 355 360 365  
 His Ser Lys Lys Lys Cys Asp Glu Leu Ala Ala Lys Leu Val Ala Leu  
 370 375 380  
 Gly Val Asn Ala Val Ala Tyr Tyr Arg Gly Leu Asp Val Ser Val Ile  
 385 390 395 400  
 Pro Thr Ser Gly Asp Val Val Val Val Ala Thr Asp Ala Leu Met Thr  
 405 410 415  
 Gly Phe Thr Gly Asp Phe Asp Ser Val Ile Asp Cys Asn Thr Cys Val  
 420 425 430  
 Thr Gln Thr Val Asp Phe Ser Leu Asp Pro Thr Phe Thr Ile Glu Thr  
 435 440 445  
 Ile Thr Leu Pro Gln Asp Ala Val Ser Arg Thr Gln Arg Arg Gly Arg  
 450 455 460  
 Thr Gly Arg Gly Lys Pro Gly Ile Tyr Arg Phe Val Ala Pro Gly Glu  
 465 470 475 480  
 Arg Pro Ser Gly Met Phe Asp Ser Ser Val Leu Cys Glu Cys Tyr Asp  
 485 490 495  
 Ala Gly Cys Ala Trp Tyr Glu Leu Thr Pro Ala Glu Thr Thr Val Arg  
 500 505 510  
 Leu Arg Ala Tyr Met Asn Thr Pro Gly Leu Pro Val Cys Gln Asp His  
 515 520 525  
 Leu Glu Phe Trp Glu Gly Val Phe Thr Gly Leu Thr His Ile Asp Ala  
 530 535 540  
 His Phe Leu Ser Gln Thr Lys Gln Ser Gly Glu Asn Leu Pro Tyr Leu  
 545 550 555 560  
 Val Ala Tyr Gln Ala Thr Val Cys Ala Arg Ala Gln Ala Pro Pro Pro  
 565 570 575  
 Ser Trp Asp Gln Met Trp Lys Cys Leu Ile Arg Leu Lys Pro Thr Leu  
 580 585 590  
 His Gly Pro Thr Pro Leu Leu Tyr Arg Leu Gly Ala Val Gln Asn Glu  
 595 600 605  
 Val Thr Leu Thr His Pro Val Thr Lys Tyr Ile Met Thr Cys Met Ser  
 610 615 620  
 Ala Asp Leu Glu Val Val Thr Ser Thr Trp Val Leu Val Gly Gly Val  
 625 630 635 640  
 Leu Ala Ala Leu Ala Ala Tyr Cys Leu Ser Thr Gly Cys Val Val Ile  
 645 650 655  
 Val Gly Arg Ile Val Leu Ser Gly Lys Pro Ala Ile Ile Pro Asp Arg  
 660 665 670  
 Glu Val Leu Tyr Arg Glu Phe Asp Glu Met Glu Glu Cys  
 675 680 685

<210> 135  
 <211> 685  
 <212> PRT  
 <213> Artificial Sequence

<220>  
 <223> Mutant Hepatitis C virus NS3/4A peptide

<400> 135  
 Ala Pro Ile Thr Ala Tyr Ala Gln Gln Thr Arg Gly Leu Leu Gly Cys

1				5						10					15
Ile	Ile	Thr	Ser	Leu	Thr	Gly	Arg	Asp	Lys	Asn	Gln	Val	Glu	Gly	Glu
			20					25					30		
Val	Gln	Ile	Val	Ser	Thr	Ala	Ala	Gln	Thr	Phe	Leu	Ala	Thr	Cys	Ile
			35				40					45			
Asn	Gly	Val	Cys	Trp	Thr	Val	Tyr	His	Gly	Ala	Gly	Thr	Arg	Thr	Ile
			50			55					60				
Ala	Ser	Pro	Lys	Gly	Pro	Val	Ile	Gln	Met	Tyr	Thr	Asn	Val	Asp	Gln
65					70				75					80	
Asp	Leu	Val	Gly	Trp	Pro	Ala	Pro	Gln	Gly	Ala	Arg	Ser	Leu	Thr	Ala
				85					90					95	
Cys	Thr	Cys	Gly	Ser	Ser	Asp	Leu	Tyr	Leu	Val	Thr	Arg	His	Ala	Asp
			100					105					110		
Val	Ile	Pro	Val	Arg	Arg	Arg	Gly	Asp	Gly	Arg	Gly	Ser	Leu	Leu	Ser
			115				120					125			
Pro	Arg	Pro	Ile	Ser	Tyr	Leu	Lys	Gly	Ser	Ser	Gly	Gly	Pro	Leu	Leu
						135					140				
Cys	Pro	Ala	Gly	His	Ala	Val	Gly	Ile	Phe	Arg	Ala	Ala	Val	Cys	Thr
145					150					155					160
Arg	Gly	Val	Ala	Lys	Ala	Val	Asp	Phe	Ile	Pro	Val	Glu	Ser	Leu	Glu
				165				170						175	
Thr	Thr	Met	Arg	Ser	Pro	Val	Phe	Ser	Asp	Asn	Ser	Ser	Pro	Pro	Ala
			180					185					190		
Val	Pro	Gln	Ser	Tyr	Gln	Val	Ala	His	Leu	His	Ala	Pro	Thr	Gly	Ser
						200						205			
Gly	Lys	Ser	Thr	Lys	Val	Pro	Ala	Ala	Tyr	Ala	Ala	Gln	Gly	Tyr	Lys
						215					220				
Val	Leu	Val	Leu	Asn	Pro	Ser	Val	Ala	Ala	Thr	Met	Gly	Phe	Gly	Ala
225					230					235					240
Tyr	Met	Ser	Lys	Ala	His	Gly	Ile	Asp	Pro	Asn	Ile	Arg	Thr	Gly	Val
				245				250						255	
Arg	Thr	Ile	Thr	Thr	Gly	Ser	Pro	Ile	Thr	Tyr	Ser	Thr	Tyr	Gly	Lys
			260					265					270		
Phe	Leu	Ala	Asp	Gly	Gly	Cys	Ser	Gly	Gly	Ala	Tyr	Asp	Ile	Ile	Ile
			275				280					285			
Cys	Asp	Glu	Cys	His	Ser	Thr	Asp	Ala	Thr	Ser	Ile	Leu	Gly	Ile	Gly
			290			295					300				
Thr	Val	Leu	Asp	Gln	Ala	Glu	Thr	Ala	Gly	Ala	Arg	Leu	Thr	Val	Leu
305					310					315					320
Ala	Thr	Ala	Thr	Pro	Pro	Gly	Ser	Val	Thr	Val	Pro	His	Pro	Asn	Ile
				325					330					335	
Glu	Glu	Val	Ala	Leu	Ser	Thr	Thr	Gly	Glu	Ile	Pro	Phe	Tyr	Gly	Lys
				340				345					350		
Ala	Ile	Pro	Leu	Glu	Ala	Ile	Lys	Gly	Gly	Arg	His	Leu	Ile	Phe	Cys
				355			360					365			
His	Ser	Lys	Lys	Lys	Cys	Asp	Glu	Leu	Ala	Ala	Lys	Leu	Val	Ala	Leu
						375					380				
Gly	Val	Asn	Ala	Val	Ala	Tyr	Tyr	Arg	Gly	Leu	Asp	Val	Ser	Val	Ile
385					390					395					400
Pro	Thr	Ser	Gly	Asp	Val	Val	Val	Val	Ala	Thr	Asp	Ala	Leu	Met	Thr
				405					410					415	
Gly	Phe	Thr	Gly	Asp	Phe	Asp	Ser	Val	Ile	Asp	Cys	Asn	Thr	Cys	Val
				420				425					430		
Thr	Gln	Thr	Val	Asp	Phe	Ser	Leu	Asp	Pro	Thr	Phe	Thr	Ile	Glu	Thr
				435			440					445			
Ile	Thr	Leu	Pro	Gln	Asp	Ala	Val	Ser	Arg	Thr	Gln	Arg	Arg	Gly	Arg
						455					460				

Thr Gly Arg Gly Lys Pro Gly Ile Tyr Arg Phe Val Ala Pro Gly Glu  
 465 470 475 480  
 Arg Pro Ser Gly Met Phe Asp Ser Ser Val Leu Cys Glu Cys Tyr Asp  
 485 490 495  
 Ala Gly Cys Ala Trp Tyr Glu Leu Thr Pro Ala Glu Thr Thr Val Arg  
 500 505 510  
 Leu Arg Ala Tyr Met Asn Thr Pro Gly Leu Pro Val Cys Gln Asp His  
 515 520 525  
 Leu Glu Phe Trp Glu Gly Val Phe Thr Gly Leu Thr His Ile Asp Ala  
 530 535 540  
 His Phe Leu Ser Gln Thr Lys Gln Ser Gly Glu Asn Leu Pro Tyr Leu  
 545 550 555 560  
 Val Ala Tyr Gln Ala Thr Val Cys Ala Arg Ala Gln Ala Pro Pro Pro  
 565 570 575  
 Ser Trp Asp Gln Met Trp Lys Cys Leu Ile Arg Leu Lys Pro Thr Leu  
 580 585 590  
 His Gly Pro Thr Pro Leu Leu Tyr Arg Leu Gly Ala Val Gln Asn Glu  
 595 600 605  
 Val Thr Leu Thr His Pro Val Thr Lys Tyr Ile Met Thr Cys Met Ser  
 610 615 620  
 Ala Asp Leu Glu Val Val Thr Ser Thr Trp Val Leu Val Gly Gly Val  
 625 630 635 640  
 Leu Ala Ala Leu Ala Ala Tyr Cys Leu Ser Thr Gly Cys Val Val Ile  
 645 650 655  
 Val Gly Arg Ile Val Leu Ser Gly Lys Pro Ala Ile Ile Pro Asp Arg  
 660 665 670  
 Glu Val Leu Tyr Arg Glu Phe Asp Glu Met Glu Glu Cys  
 675 680 685

<210> 136  
 <211> 685  
 <212> PRT  
 <213> Artificial Sequence  
  
 <220>  
 <223> Mutant Hepatitis C virus NS3/4A peptide

<400> 136  
 Ala Pro Ile Thr Ala Tyr Ala Gln Gln Thr Arg Gly Leu Leu Gly Cys  
 1 5 10 15  
 Ile Ile Thr Ser Leu Thr Gly Arg Asp Lys Asn Gln Val Glu Gly Glu  
 20 25 30  
 Val Gln Ile Val Ser Thr Ala Ala Gln Thr Phe Leu Ala Thr Cys Ile  
 35 40 45  
 Asn Gly Val Cys Trp Thr Val Tyr His Gly Ala Gly Thr Arg Thr Ile  
 50 55 60  
 Ala Ser Pro Lys Gly Pro Val Ile Gln Met Tyr Thr Asn Val Asp Gln  
 65 70 75 80  
 Asp Leu Val Gly Trp Pro Ala Pro Gln Gly Ala Arg Ser Leu Thr Pro  
 85 90 95  
 Ala Thr Cys Gly Ser Ser Asp Leu Tyr Leu Val Thr Arg His Ala Asp  
 100 105 110  
 Val Ile Pro Val Arg Arg Arg Gly Asp Gly Arg Gly Ser Leu Leu Ser  
 115 120 125  
 Pro Arg Pro Ile Ser Tyr Leu Lys Gly Ser Ser Gly Gly Pro Leu Leu  
 130 135 140

Cys Pro Ala Gly His Ala Val Gly Ile Phe Arg Ala Ala Val Cys Thr  
 145 150 155 160  
 Arg Gly Val Ala Lys Ala Val Asp Phe Ile Pro Val Glu Ser Leu Glu  
 165 170 175  
 Thr Thr Met Arg Ser Pro Val Phe Ser Asp Asn Ser Ser Pro Pro Ala  
 180 185 190  
 Val Pro Gln Ser Tyr Gln Val Ala His Leu His Ala Pro Thr Gly Ser  
 195 200 205  
 Gly Lys Ser Thr Lys Val Pro Ala Ala Tyr Ala Ala Gln Gly Tyr Lys  
 210 215 220  
 Val Leu Val Leu Asn Pro Ser Val Ala Ala Thr Met Gly Phe Gly Ala  
 225 230 235 240  
 Tyr Met Ser Lys Ala His Gly Ile Asp Pro Asn Ile Arg Thr Gly Val  
 245 250 255  
 Arg Thr Ile Thr Thr Gly Ser Pro Ile Thr Tyr Ser Thr Tyr Gly Lys  
 260 265 270  
 Phe Leu Ala Asp Gly Gly Cys Ser Gly Gly Ala Tyr Asp Ile Ile Ile  
 275 280 285  
 Cys Asp Glu Cys His Ser Thr Asp Ala Thr Ser Ile Leu Gly Ile Gly  
 290 295 300  
 Thr Val Leu Asp Gln Ala Glu Thr Ala Gly Ala Arg Leu Thr Val Leu  
 305 310 315 320  
 Ala Thr Ala Thr Pro Pro Gly Ser Val Thr Val Pro His Pro Asn Ile  
 325 330 335  
 Glu Glu Val Ala Leu Ser Thr Thr Gly Glu Ile Pro Phe Tyr Gly Lys  
 340 345 350  
 Ala Ile Pro Leu Glu Ala Ile Lys Gly Gly Arg His Leu Ile Phe Cys  
 355 360 365  
 His Ser Lys Lys Lys Cys Asp Glu Leu Ala Ala Lys Leu Val Ala Leu  
 370 375 380  
 Gly Val Asn Ala Val Ala Tyr Tyr Arg Gly Leu Asp Val Ser Val Ile  
 385 390 395 400  
 Pro Thr Ser Gly Asp Val Val Val Val Ala Thr Asp Ala Leu Met Thr  
 405 410 415  
 Gly Phe Thr Gly Asp Phe Asp Ser Val Ile Asp Cys Asn Thr Cys Val  
 420 425 430  
 Thr Gln Thr Val Asp Phe Ser Leu Asp Pro Thr Phe Thr Ile Glu Thr  
 435 440 445  
 Ile Thr Leu Pro Gln Asp Ala Val Ser Arg Thr Gln Arg Arg Gly Arg  
 450 455 460  
 Thr Gly Arg Gly Lys Pro Gly Ile Tyr Arg Phe Val Ala Pro Gly Glu  
 465 470 475 480  
 Arg Pro Ser Gly Met Phe Asp Ser Ser Val Leu Cys Glu Cys Tyr Asp  
 485 490 495  
 Ala Gly Cys Ala Trp Tyr Glu Leu Thr Pro Ala Glu Thr Thr Val Arg  
 500 505 510  
 Leu Arg Ala Tyr Met Asn Thr Pro Gly Leu Pro Val Cys Gln Asp His  
 515 520 525  
 Leu Glu Phe Trp Glu Gly Val Phe Thr Gly Leu Thr His Ile Asp Ala  
 530 535 540  
 His Phe Leu Ser Gln Thr Lys Gln Ser Gly Glu Asn Leu Pro Tyr Leu  
 545 550 555 560  
 Val Ala Tyr Gln Ala Thr Val Cys Ala Arg Ala Gln Ala Pro Pro Pro  
 565 570 575  
 Ser Trp Asp Gln Met Trp Lys Cys Leu Ile Arg Leu Lys Pro Thr Leu  
 580 585 590  
 His Gly Pro Thr Pro Leu Leu Tyr Arg Leu Gly Ala Val Gln Asn Glu

	595					600					605				
Val	Thr	Leu	Thr	His	Pro	Val	Thr	Lys	Tyr	Ile	Met	Thr	Cys	Met	Ser
	610					615					620				
Ala	Asp	Leu	Glu	Val	Val	Thr	Ser	Thr	Trp	Val	Leu	Val	Gly	Gly	Val
625					630					635					640
Leu	Ala	Ala	Leu	Ala	Ala	Tyr	Cys	Leu	Ser	Thr	Gly	Cys	Val	Val	Ile
				645					650					655	
Val	Gly	Arg	Ile	Val	Leu	Ser	Gly	Lys	Pro	Ala	Ile	Ile	Pro	Asp	Arg
			660					665					670		
Glu	Val	Leu	Tyr	Arg	Glu	Phe	Asp	Glu	Met	Glu	Glu	Cys			
	675						680					685			

<210> 137  
 <211> 685  
 <212> PRT  
 <213> Artificial Sequence

<220>  
 <223> Mutant Hepatitis C virus NS3/4A peptide

<400> 137

Ala	Pro	Ile	Thr	Ala	Tyr	Ala	Gln	Gln	Thr	Arg	Gly	Leu	Leu	Gly	Cys
1				5					10					15	
Ile	Ile	Thr	Ser	Leu	Thr	Gly	Arg	Asp	Lys	Asn	Gln	Val	Glu	Gly	Glu
			20					25					30		
Val	Gln	Ile	Val	Ser	Thr	Ala	Ala	Gln	Thr	Phe	Leu	Ala	Thr	Cys	Ile
		35				40						45			
Asn	Gly	Val	Cys	Trp	Thr	Val	Tyr	His	Gly	Ala	Gly	Thr	Arg	Thr	Ile
50					55						60				
Ala	Ser	Pro	Lys	Gly	Pro	Val	Ile	Gln	Met	Tyr	Thr	Asn	Val	Asp	Gln
65					70				75						80
Asp	Leu	Val	Gly	Trp	Pro	Ala	Pro	Gln	Gly	Ala	Arg	Ser	Leu	Thr	Pro
				85					90					95	
Cys	Ala	Cys	Gly	Ser	Ser	Asp	Leu	Tyr	Leu	Val	Thr	Arg	His	Ala	Asp
			100					105					110		
Val	Ile	Pro	Val	Arg	Arg	Arg	Gly	Asp	Gly	Arg	Gly	Ser	Leu	Leu	Ser
		115					120						125		
Pro	Arg	Pro	Ile	Ser	Tyr	Leu	Lys	Gly	Ser	Ser	Gly	Gly	Pro	Leu	Leu
		130				135					140				
Cys	Pro	Ala	Gly	His	Ala	Val	Gly	Ile	Phe	Arg	Ala	Ala	Val	Cys	Thr
145				150						155					160
Arg	Gly	Val	Ala	Lys	Ala	Val	Asp	Phe	Ile	Pro	Val	Glu	Ser	Leu	Glu
				165					170						175
Thr	Thr	Met	Arg	Ser	Pro	Val	Phe	Ser	Asp	Asn	Ser	Ser	Pro	Pro	Ala
			180					185						190	
Val	Pro	Gln	Ser	Tyr	Gln	Val	Ala	His	Leu	His	Ala	Pro	Thr	Gly	Ser
		195					200					205			
Gly	Lys	Ser	Thr	Lys	Val	Pro	Ala	Ala	Tyr	Ala	Ala	Gln	Gly	Tyr	Lys
210						215					220				
Val	Leu	Val	Leu	Asn	Pro	Ser	Val	Ala	Ala	Thr	Met	Gly	Phe	Gly	Ala
225					230					235					240
Tyr	Met	Ser	Lys	Ala	His	Gly	Ile	Asp	Pro	Asn	Ile	Arg	Thr	Gly	Val
				245					250					255	
Arg	Thr	Ile	Thr	Gly	Ser	Pro	Ile	Thr	Tyr	Ser	Thr	Tyr	Gly	Lys	
			260					265						270	
Phe	Leu	Ala	Asp	Gly	Gly	Cys	Ser	Gly	Gly	Ala	Tyr	Asp	Ile	Ile	Ile

	275						280					285			
Cys	Asp	Glu	Cys	His	Ser	Thr	Asp	Ala	Thr	Ser	Ile	Leu	Gly	Ile	Gly
	290						295				300				
Thr	Val	Leu	Asp	Gln	Ala	Glu	Thr	Ala	Gly	Ala	Arg	Leu	Thr	Val	Leu
305					310					315					320
Ala	Thr	Ala	Thr	Pro	Pro	Gly	Ser	Val	Thr	Val	Pro	His	Pro	Asn	Ile
				325					330					335	
Glu	Glu	Val	Ala	Leu	Ser	Thr	Thr	Gly	Glu	Ile	Pro	Phe	Tyr	Gly	Lys
			340					345					350		
Ala	Ile	Pro	Leu	Glu	Ala	Ile	Lys	Gly	Gly	Arg	His	Leu	Ile	Phe	Cys
		355					360					365			
His	Ser	Lys	Lys	Lys	Cys	Asp	Glu	Leu	Ala	Ala	Lys	Leu	Val	Ala	Leu
	370					375					380				
Gly	Val	Asn	Ala	Val	Ala	Tyr	Tyr	Arg	Gly	Leu	Asp	Val	Ser	Val	Ile
385					390					395					400
Pro	Thr	Ser	Gly	Asp	Val	Val	Val	Val	Ala	Thr	Asp	Ala	Leu	Met	Thr
				405					410					415	
Gly	Phe	Thr	Gly	Asp	Phe	Asp	Ser	Val	Ile	Asp	Cys	Asn	Thr	Cys	Val
			420					425					430		
Thr	Gln	Thr	Val	Asp	Phe	Ser	Leu	Asp	Pro	Thr	Phe	Thr	Ile	Glu	Thr
		435					440					445			
Ile	Thr	Leu	Pro	Gln	Asp	Ala	Val	Ser	Arg	Thr	Gln	Arg	Arg	Gly	Arg
	450					455					460				
Thr	Gly	Arg	Gly	Lys	Pro	Gly	Ile	Tyr	Arg	Phe	Val	Ala	Pro	Gly	Glu
465					470					475					480
Arg	Pro	Ser	Gly	Met	Phe	Asp	Ser	Ser	Val	Leu	Cys	Glu	Cys	Tyr	Asp
				485					490					495	
Ala	Gly	Cys	Ala	Trp	Tyr	Glu	Leu	Thr	Pro	Ala	Glu	Thr	Thr	Val	Arg
			500					505					510		
Leu	Arg	Ala	Tyr	Met	Asn	Thr	Pro	Gly	Leu	Pro	Val	Cys	Gln	Asp	His
	515						520					525			
Leu	Glu	Phe	Trp	Glu	Gly	Val	Phe	Thr	Gly	Leu	Thr	His	Ile	Asp	Ala
	530					535					540				
His	Phe	Leu	Ser	Gln	Thr	Lys	Gln	Ser	Gly	Glu	Asn	Leu	Pro	Tyr	Leu
545					550					555					560
Val	Ala	Tyr	Gln	Ala	Thr	Val	Cys	Ala	Arg	Ala	Gln	Ala	Pro	Pro	Pro
				565					570					575	
Ser	Trp	Asp	Gln	Met	Trp	Lys	Cys	Leu	Ile	Arg	Leu	Lys	Pro	Thr	Leu
			580					585					590		
His	Gly	Pro	Thr	Pro	Leu	Leu	Tyr	Arg	Leu	Gly	Ala	Val	Gln	Asn	Glu
	595						600					605			
Val	Thr	Leu	Thr	His	Pro	Val	Thr	Lys	Tyr	Ile	Met	Thr	Cys	Met	Ser
	610					615					620				
Ala	Asp	Leu	Glu	Val	Val	Thr	Ser	Thr	Trp	Val	Leu	Val	Gly	Gly	Val
625					630					635					640
Leu	Ala	Ala	Leu	Ala	Ala	Tyr	Cys	Leu	Ser	Thr	Gly	Cys	Val	Val	Ile
				645					650					655	
Val	Gly	Arg	Ile	Val	Leu	Ser	Gly	Lys	Pro	Ala	Ile	Ile	Pro	Asp	Arg
			660					665					670		
Glu	Val	Leu	Tyr	Arg	Glu	Phe	Asp	Glu	Met	Glu	Glu	Cys			
	675						680					685			

<210> 138  
 <211> 685  
 <212> PRT  
 <213> Artificial Sequence



<220>

<223> Mutant Hepatitis C virus NS3/4A peptide

<400> 138

Ala Pro Ile Thr Ala Tyr Ala Gln Gln Thr Arg Gly Leu Leu Gly Cys  
 1 5 10 15  
 Ile Ile Thr Ser Leu Thr Gly Arg Asp Lys Asn Gln Val Glu Gly Glu  
 20 25 30  
 Val Gln Ile Val Ser Thr Ala Ala Gln Thr Phe Leu Ala Thr Cys Ile  
 35 40 45  
 Asn Gly Val Cys Trp Thr Val Tyr His Gly Ala Gly Thr Arg Thr Ile  
 50 55 60  
 Ala Ser Pro Lys Gly Pro Val Ile Gln Met Tyr Thr Asn Val Asp Gln  
 65 70 75 80  
 Asp Leu Val Gly Trp Pro Ala Pro Gln Gly Ala Arg Ser Leu Thr Pro  
 85 90 95  
 Cys Thr Ala Gly Ser Ser Asp Leu Tyr Leu Val Thr Arg His Ala Asp  
 100 105 110  
 Val Ile Pro Val Arg Arg Arg Gly Asp Gly Arg Gly Ser Leu Leu Ser  
 115 120 125  
 Pro Arg Pro Ile Ser Tyr Leu Lys Gly Ser Ser Gly Gly Pro Leu Leu  
 130 135 140  
 Cys Pro Ala Gly His Ala Val Gly Ile Phe Arg Ala Ala Val Cys Thr  
 145 150 155 160  
 Arg Gly Val Ala Lys Ala Val Asp Phe Ile Pro Val Glu Ser Leu Glu  
 165 170 175  
 Thr Thr Met Arg Ser Pro Val Phe Ser Asp Asn Ser Ser Pro Pro Ala  
 180 185 190  
 Val Pro Gln Ser Tyr Gln Val Ala His Leu His Ala Pro Thr Gly Ser  
 195 200 205  
 Gly Lys Ser Thr Lys Val Pro Ala Ala Tyr Ala Ala Gln Gly Tyr Lys  
 210 215 220  
 Val Leu Val Leu Asn Pro Ser Val Ala Ala Thr Met Gly Phe Gly Ala  
 225 230 235 240  
 Tyr Met Ser Lys Ala His Gly Ile Asp Pro Asn Ile Arg Thr Gly Val  
 245 250 255  
 Arg Thr Ile Thr Thr Gly Ser Pro Ile Thr Tyr Ser Thr Tyr Gly Lys  
 260 265 270  
 Phe Leu Ala Asp Gly Gly Cys Ser Gly Gly Ala Tyr Asp Ile Ile Ile  
 275 280 285  
 Cys Asp Glu Cys His Ser Thr Asp Ala Thr Ser Ile Leu Gly Ile Gly  
 290 295 300  
 Thr Val Leu Asp Gln Ala Glu Thr Ala Gly Ala Arg Leu Thr Val Leu  
 305 310 315 320  
 Ala Thr Ala Thr Pro Pro Gly Ser Val Thr Val Pro His Pro Asn Ile  
 325 330 335  
 Glu Glu Val Ala Leu Ser Thr Thr Gly Glu Ile Pro Phe Tyr Gly Lys  
 340 345 350  
 Ala Ile Pro Leu Glu Ala Ile Lys Gly Gly Arg His Leu Ile Phe Cys  
 355 360 365  
 His Ser Lys Lys Lys Cys Asp Glu Leu Ala Ala Lys Leu Val Ala Leu  
 370 375 380  
 Gly Val Asn Ala Val Ala Tyr Tyr Arg Gly Leu Asp Val Ser Val Ile  
 385 390 395 400  
 Pro Thr Ser Gly Asp Val Val Val Val Ala Thr Asp Ala Leu Met Thr  
 405 410 415

Gly Phe Thr Gly Asp Phe Asp Ser Val Ile Asp Cys Asn Thr Cys Val  
 420 425 430  
 Thr Gln Thr Val Asp Phe Ser Leu Asp Pro Thr Phe Thr Ile Glu Thr  
 435 440 445  
 Ile Thr Leu Pro Gln Asp Ala Val Ser Arg Thr Gln Arg Arg Gly Arg  
 450 455 460  
 Thr Gly Arg Gly Lys Pro Gly Ile Tyr Arg Phe Val Ala Pro Gly Glu  
 465 470 475 480  
 Arg Pro Ser Gly Met Phe Asp Ser Ser Val Leu Cys Glu Cys Tyr Asp  
 485 490 495  
 Ala Gly Cys Ala Trp Tyr Glu Leu Thr Pro Ala Glu Thr Thr Val Arg  
 500 505 510  
 Leu Arg Ala Tyr Met Asn Thr Pro Gly Leu Pro Val Cys Gln Asp His  
 515 520 525  
 Leu Glu Phe Trp Glu Gly Val Phe Thr Gly Leu Thr His Ile Asp Ala  
 530 535 540  
 His Phe Leu Ser Gln Thr Lys Gln Ser Gly Glu Asn Leu Pro Tyr Leu  
 545 550 555 560  
 Val Ala Tyr Gln Ala Thr Val Cys Ala Arg Ala Gln Ala Pro Pro Pro  
 565 570 575  
 Ser Trp Asp Gln Met Trp Lys Cys Leu Ile Arg Leu Lys Pro Thr Leu  
 580 585 590  
 His Gly Pro Thr Pro Leu Leu Tyr Arg Leu Gly Ala Val Gln Asn Glu  
 595 600 605  
 Val Thr Leu Thr His Pro Val Thr Lys Tyr Ile Met Thr Cys Met Ser  
 610 615 620  
 Ala Asp Leu Glu Val Val Thr Ser Thr Trp Val Leu Val Gly Gly Val  
 625 630 635 640  
 Leu Ala Ala Leu Ala Ala Tyr Cys Leu Ser Thr Gly Cys Val Val Ile  
 645 650 655  
 Val Gly Arg Ile Val Leu Ser Gly Lys Pro Ala Ile Ile Pro Asp Arg  
 660 665 670  
 Glu Val Leu Tyr Arg Glu Phe Asp Glu Met Glu Glu Cys  
 675 680 685

<210> 139  
 <211> 685  
 <212> PRT  
 <213> Artificial Sequence

<220>  
 <223> Mutant Hepatitis C virus NS3/4A peptide

<400> 139  
 Ala Pro Ile Thr Ala Tyr Ala Gln Gln Thr Arg Gly Leu Leu Gly Cys  
 1 5 10 15  
 Ile Ile Thr Ser Leu Thr Gly Arg Asp Lys Asn Gln Val Glu Gly Glu  
 20 25 30  
 Val Gln Ile Val Ser Thr Ala Ala Gln Thr Phe Leu Ala Thr Cys Ile  
 35 40 45  
 Asn Gly Val Cys Trp Thr Val Tyr His Gly Ala Gly Thr Arg Thr Ile  
 50 55 60  
 Ala Ser Pro Lys Gly Pro Val Ile Gln Met Tyr Thr Asn Val Asp Gln  
 65 70 75 80  
 Asp Leu Val Gly Trp Pro Ala Pro Gln Gly Ala Arg Ser Leu Thr Pro  
 85 90 95

Cys Thr Cys Ala Ser Ser Asp Leu Tyr Leu Val Thr Arg His Ala Asp  
 100 105 110  
 Val Ile Pro Val Arg Arg Arg Gly Asp Gly Arg Gly Ser Leu Leu Ser  
 115 120 125  
 Pro Arg Pro Ile Ser Tyr Leu Lys Gly Ser Ser Gly Gly Pro Leu Leu  
 130 135 140  
 Cys Pro Ala Gly His Ala Val Gly Ile Phe Arg Ala Ala Val Cys Thr  
 145 150 155 160  
 Arg Gly Val Ala Lys Ala Val Asp Phe Ile Pro Val Glu Ser Leu Glu  
 165 170 175  
 Thr Thr Met Arg Ser Pro Val Phe Ser Asp Asn Ser Ser Pro Pro Ala  
 180 185 190  
 Val Pro Gln Ser Tyr Gln Val Ala His Leu His Ala Pro Thr Gly Ser  
 195 200 205  
 Gly Lys Ser Thr Lys Val Pro Ala Ala Tyr Ala Ala Gln Gly Tyr Lys  
 210 215 220  
 Val Leu Val Leu Asn Pro Ser Val Ala Ala Thr Met Gly Phe Gly Ala  
 225 230 235 240  
 Tyr Met Ser Lys Ala His Gly Ile Asp Pro Asn Ile Arg Thr Gly Val  
 245 250 255  
 Arg Thr Ile Thr Thr Gly Ser Pro Ile Thr Tyr Ser Thr Tyr Gly Lys  
 260 265 270  
 Phe Leu Ala Asp Gly Gly Cys Ser Gly Gly Ala Tyr Asp Ile Ile Ile  
 275 280 285  
 Cys Asp Glu Cys His Ser Thr Asp Ala Thr Ser Ile Leu Gly Ile Gly  
 290 295 300  
 Thr Val Leu Asp Gln Ala Glu Thr Ala Gly Ala Arg Leu Thr Val Leu  
 305 310 315 320  
 Ala Thr Ala Thr Pro Pro Gly Ser Val Thr Val Pro His Pro Asn Ile  
 325 330 335  
 Glu Glu Val Ala Leu Ser Thr Thr Gly Glu Ile Pro Phe Tyr Gly Lys  
 340 345 350  
 Ala Ile Pro Leu Glu Ala Ile Lys Gly Gly Arg His Leu Ile Phe Cys  
 355 360 365  
 His Ser Lys Lys Lys Cys Asp Glu Leu Ala Ala Lys Leu Val Ala Leu  
 370 375 380  
 Gly Val Asn Ala Val Ala Tyr Tyr Arg Gly Leu Asp Val Ser Val Ile  
 385 390 395 400  
 Pro Thr Ser Gly Asp Val Val Val Val Ala Thr Asp Ala Leu Met Thr  
 405 410 415  
 Gly Phe Thr Gly Asp Phe Asp Ser Val Ile Asp Cys Asn Thr Cys Val  
 420 425 430  
 Thr Gln Thr Val Asp Phe Ser Leu Asp Pro Thr Phe Thr Ile Glu Thr  
 435 440 445  
 Ile Thr Leu Pro Gln Asp Ala Val Ser Arg Thr Gln Arg Arg Gly Arg  
 450 455 460  
 Thr Gly Arg Gly Lys Pro Gly Ile Tyr Arg Phe Val Ala Pro Gly Glu  
 465 470 475 480  
 Arg Pro Ser Gly Met Phe Asp Ser Ser Val Leu Cys Glu Cys Tyr Asp  
 485 490 495  
 Ala Gly Cys Ala Trp Tyr Glu Leu Thr Pro Ala Glu Thr Thr Val Arg  
 500 505 510  
 Leu Arg Ala Tyr Met Asn Thr Pro Gly Leu Pro Val Cys Gln Asp His  
 515 520 525  
 Leu Glu Phe Trp Glu Gly Val Phe Thr Gly Leu Thr His Ile Asp Ala  
 530 535 540  
 His Phe Leu Ser Gln Thr Lys Gln Ser Gly Glu Asn Leu Pro Tyr Leu

545 550 555 560  
 Val Ala Tyr Gln Ala Thr Val Cys Ala Arg Ala Gln Ala Pro Pro Pro  
 565 570 575  
 Ser Trp Asp Gln Met Trp Lys Cys Leu Ile Arg Leu Lys Pro Thr Leu  
 580 585 590  
 His Gly Pro Thr Pro Leu Leu Tyr Arg Leu Gly Ala Val Gln Asn Glu  
 595 600 605  
 Val Thr Leu Thr His Pro Val Thr Lys Tyr Ile Met Thr Cys Met Ser  
 610 615 620  
 Ala Asp Leu Glu Val Val Thr Ser Thr Trp Val Leu Val Gly Gly Val  
 625 630 635 640  
 Leu Ala Ala Leu Ala Ala Tyr Cys Leu Ser Thr Gly Cys Val Val Ile  
 645 650 655  
 Val Gly Arg Ile Val Leu Ser Gly Lys Pro Ala Ile Ile Pro Asp Arg  
 660 665 670  
 Glu Val Leu Tyr Arg Glu Phe Asp Glu Met Glu Glu Cys  
 675 680 685

<210> 140  
 <211> 685  
 <212> PRT  
 <213> Artificial Sequence

<220>  
 <223> Mutant Hepatitis C virus NS3/4A peptide

<400> 140  
 Ala Pro Ile Thr Ala Tyr Ala Gln Gln Thr Arg Gly Leu Leu Gly Cys  
 1 5 10 15  
 Ile Ile Thr Ser Leu Thr Gly Arg Asp Lys Asn Gln Val Glu Gly Glu  
 20 25 30  
 Val Gln Ile Val Ser Thr Ala Ala Gln Thr Phe Leu Ala Thr Cys Ile  
 35 40 45  
 Asn Gly Val Cys Trp Thr Val Tyr His Gly Ala Gly Thr Arg Thr Ile  
 50 55 60  
 Ala Ser Pro Lys Gly Pro Val Ile Gln Met Tyr Thr Asn Val Asp Gln  
 65 70 75 80  
 Asp Leu Val Gly Trp Pro Ala Pro Gln Gly Ala Arg Ser Leu Thr Pro  
 85 90 95  
 Cys Thr Cys Gly Ala Ser Asp Leu Tyr Leu Val Thr Arg His Ala Asp  
 100 105 110  
 Val Ile Pro Val Arg Arg Arg Gly Asp Gly Arg Gly Ser Leu Leu Ser  
 115 120 125  
 Pro Arg Pro Ile Ser Tyr Leu Lys Gly Ser Ser Gly Gly Pro Leu Leu  
 130 135 140  
 Cys Pro Ala Gly His Ala Val Gly Ile Phe Arg Ala Ala Val Cys Thr  
 145 150 155 160  
 Arg Gly Val Ala Lys Ala Val Asp Phe Ile Pro Val Glu Ser Leu Glu  
 165 170 175  
 Thr Thr Met Arg Ser Pro Val Phe Ser Asp Asn Ser Ser Pro Pro Ala  
 180 185 190  
 Val Pro Gln Ser Tyr Gln Val Ala His Leu His Ala Pro Thr Gly Ser  
 195 200 205  
 Gly Lys Ser Thr Lys Val Pro Ala Ala Tyr Ala Ala Gln Gly Tyr Lys  
 210 215 220  
 Val Leu Val Leu Asn Pro Ser Val Ala Ala Thr Met Gly Phe Gly Ala

225 Tyr Met Ser Lys Ala His Gly Ile Asp Pro Asn Ile Arg Thr Gly Val  
 230 245 250 255  
 Arg Thr Ile Thr Thr Gly Ser Pro Ile Thr Tyr Ser Thr Tyr Gly Lys  
 260 265 270  
 Phe Leu Ala Asp Gly Gly Cys Ser Gly Gly Ala Tyr Asp Ile Ile Ile  
 275 280 285  
 Cys Asp Glu Cys His Ser Thr Asp Ala Thr Ser Ile Leu Gly Ile Gly  
 290 295 300  
 Thr Val Leu Asp Gln Ala Glu Thr Ala Gly Ala Arg Leu Thr Val Leu  
 305 310 315 320  
 Ala Thr Ala Thr Pro Pro Gly Ser Val Thr Val Pro His Pro Asn Ile  
 325 330 335  
 Glu Glu Val Ala Leu Ser Thr Thr Gly Glu Ile Pro Phe Tyr Gly Lys  
 340 345 350  
 Ala Ile Pro Leu Glu Ala Ile Lys Gly Gly Arg His Leu Ile Phe Cys  
 355 360 365  
 His Ser Lys Lys Lys Cys Asp Glu Leu Ala Ala Lys Leu Val Ala Leu  
 370 375 380  
 Gly Val Asn Ala Val Ala Tyr Tyr Arg Gly Leu Asp Val Ser Val Ile  
 385 390 395 400  
 Pro Thr Ser Gly Asp Val Val Val Val Ala Thr Asp Ala Leu Met Thr  
 405 410 415  
 Gly Phe Thr Gly Asp Phe Asp Ser Val Ile Asp Cys Asn Thr Cys Val  
 420 425 430  
 Thr Gln Thr Val Asp Phe Ser Leu Asp Pro Thr Phe Thr Ile Glu Thr  
 435 440 445  
 Ile Thr Leu Pro Gln Asp Ala Val Ser Arg Thr Gln Arg Arg Gly Arg  
 450 455 460  
 Thr Gly Arg Gly Lys Pro Gly Ile Tyr Arg Phe Val Ala Pro Gly Glu  
 465 470 475 480  
 Arg Pro Ser Gly Met Phe Asp Ser Ser Val Leu Cys Glu Cys Tyr Asp  
 485 490 495  
 Ala Gly Cys Ala Trp Tyr Glu Leu Thr Pro Ala Glu Thr Thr Val Arg  
 500 505 510  
 Leu Arg Ala Tyr Met Asn Thr Pro Gly Leu Pro Val Cys Gln Asp His  
 515 520 525  
 Leu Glu Phe Trp Glu Gly Val Phe Thr Gly Leu Thr His Ile Asp Ala  
 530 535 540  
 His Phe Leu Ser Gln Thr Lys Gln Ser Gly Glu Asn Leu Pro Tyr Leu  
 545 550 555 560  
 Val Ala Tyr Gln Ala Thr Val Cys Ala Arg Ala Gln Ala Pro Pro Pro  
 565 570 575  
 Ser Trp Asp Gln Met Trp Lys Cys Leu Ile Arg Leu Lys Pro Thr Leu  
 580 585 590  
 His Gly Pro Thr Pro Leu Leu Tyr Arg Leu Gly Ala Val Gln Asn Glu  
 595 600 605  
 Val Thr Leu Thr His Pro Val Thr Lys Tyr Ile Met Thr Cys Met Ser  
 610 615 620  
 Ala Asp Leu Glu Val Val Thr Ser Thr Trp Val Leu Val Gly Gly Val  
 625 630 635 640  
 Leu Ala Ala Leu Ala Ala Tyr Cys Leu Ser Thr Gly Cys Val Val Ile  
 645 650 655  
 Val Gly Arg Ile Val Leu Ser Gly Lys Pro Ala Ile Ile Pro Asp Arg  
 660 665 670  
 Glu Val Leu Tyr Arg Glu Phe Asp Glu Met Glu Glu Cys  
 675 680 685

<210> 141  
 <211> 685  
 <212> PRT  
 <213> Artificial Sequence  
 <220>  
 <223> Mutant Hepatitis C virus NS3/4A peptide

<400> 141  
 Ala Pro Ile Thr Ala Tyr Ala Gln Gln Thr Arg Gly Leu Leu Gly Cys  
 1 5 10 15  
 Ile Ile Thr Ser Leu Thr Gly Arg Asp Lys Asn Gln Val Glu Gly Glu  
 20 25 30  
 Val Gln Ile Val Ser Thr Ala Ala Gln Thr Phe Leu Ala Thr Cys Ile  
 35 40 45  
 Asn Gly Val Cys Trp Thr Val Tyr His Gly Ala Gly Thr Arg Thr Ile  
 50 55 60  
 Ala Ser Pro Lys Gly Pro Val Ile Gln Met Tyr Thr Asn Val Asp Gln  
 65 70 75 80  
 Asp Leu Val Gly Trp Pro Ala Pro Gln Gly Ala Arg Ser Leu Thr Pro  
 85 90 95  
 Cys Thr Cys Gly Ser Ala Asp Leu Tyr Leu Val Thr Arg His Ala Asp  
 100 105 110  
 Val Ile Pro Val Arg Arg Arg Gly Asp Gly Arg Gly Ser Leu Leu Ser  
 115 120 125  
 Pro Arg Pro Ile Ser Tyr Leu Lys Gly Ser Ser Gly Gly Pro Leu Leu  
 130 135 140  
 Cys Pro Ala Gly His Ala Val Gly Ile Phe Arg Ala Ala Val Cys Thr  
 145 150 155 160  
 Arg Gly Val Ala Lys Ala Val Asp Phe Ile Pro Val Glu Ser Leu Glu  
 165 170 175  
 Thr Thr Met Arg Ser Pro Val Phe Ser Asp Asn Ser Ser Pro Pro Ala  
 180 185 190  
 Val Pro Gln Ser Tyr Gln Val Ala His Leu His Ala Pro Thr Gly Ser  
 195 200 205  
 Gly Lys Ser Thr Lys Val Pro Ala Ala Tyr Ala Ala Gln Gly Tyr Lys  
 210 215 220  
 Val Leu Val Leu Asn Pro Ser Val Ala Ala Thr Met Gly Phe Gly Ala  
 225 230 235 240  
 Tyr Met Ser Lys Ala His Gly Ile Asp Pro Asn Ile Arg Thr Gly Val  
 245 250 255  
 Arg Thr Ile Thr Thr Gly Ser Pro Ile Thr Tyr Ser Thr Tyr Gly Lys  
 260 265 270  
 Phe Leu Ala Asp Gly Gly Cys Ser Gly Gly Ala Tyr Asp Ile Ile Ile  
 275 280 285  
 Cys Asp Glu Cys His Ser Thr Asp Ala Thr Ser Ile Leu Gly Ile Gly  
 290 295 300  
 Thr Val Leu Asp Gln Ala Glu Thr Ala Gly Ala Arg Leu Thr Val Leu  
 305 310 315 320  
 Ala Thr Ala Thr Pro Pro Gly Ser Val Thr Val Pro His Pro Asn Ile  
 325 330 335  
 Glu Glu Val Ala Leu Ser Thr Thr Gly Glu Ile Pro Phe Tyr Gly Lys  
 340 345 350  
 Ala Ile Pro Leu Glu Ala Ile Lys Gly Gly Arg His Leu Ile Phe Cys  
 355 365

His Ser Lys Lys Lys Cys Asp Glu Leu Ala Ala Lys Leu Val Ala Leu  
 370 375 380  
 Gly Val Asn Ala Val Ala Tyr Tyr Arg Gly Leu Asp Val Ser Val Ile  
 385 390 395 400  
 Pro Thr Ser Gly Asp Val Val Val Val Ala Thr Asp Ala Leu Met Thr  
 405 410 415  
 Gly Phe Thr Gly Asp Phe Asp Ser Val Ile Asp Cys Asn Thr Cys Val  
 420 425 430  
 Thr Gln Thr Val Asp Phe Ser Leu Asp Pro Thr Phe Thr Ile Glu Thr  
 435 440 445  
 Ile Thr Leu Pro Gln Asp Ala Val Ser Arg Thr Gln Arg Arg Gly Arg  
 450 455 460  
 Thr Gly Arg Gly Lys Pro Gly Ile Tyr Arg Phe Val Ala Pro Gly Glu  
 465 470 475 480  
 Arg Pro Ser Gly Met Phe Asp Ser Ser Val Leu Cys Glu Cys Tyr Asp  
 485 490 495  
 Ala Gly Cys Ala Trp Tyr Glu Leu Thr Pro Ala Glu Thr Thr Val Arg  
 500 505 510  
 Leu Arg Ala Tyr Met Asn Thr Pro Gly Leu Pro Val Cys Gln Asp His  
 515 520 525  
 Leu Glu Phe Trp Glu Gly Val Phe Thr Gly Leu Thr His Ile Asp Ala  
 530 535 540  
 His Phe Leu Ser Gln Thr Lys Gln Ser Gly Glu Asn Leu Pro Tyr Leu  
 545 550 555 560  
 Val Ala Tyr Gln Ala Thr Val Cys Ala Arg Ala Gln Ala Pro Pro Pro  
 565 570 575  
 Ser Trp Asp Gln Met Trp Lys Cys Leu Ile Arg Leu Lys Pro Thr Leu  
 580 585 590  
 His Gly Pro Thr Pro Leu Leu Tyr Arg Leu Gly Ala Val Gln Asn Glu  
 595 600 605  
 Val Thr Leu Thr His Pro Val Thr Lys Tyr Ile Met Thr Cys Met Ser  
 610 615 620  
 Ala Asp Leu Glu Val Val Thr Ser Thr Trp Val Leu Val Gly Gly Val  
 625 630 635 640  
 Leu Ala Ala Leu Ala Ala Tyr Cys Leu Ser Thr Gly Cys Val Val Ile  
 645 650 655  
 Val Gly Arg Ile Val Leu Ser Gly Lys Pro Ala Ile Ile Pro Asp Arg  
 660 665 670  
 Glu Val Leu Tyr Arg Glu Phe Asp Glu Met Glu Glu Cys  
 675 680 685

<210> 142  
 <211> 685  
 <212> PRT  
 <213> Artificial Sequence

<220>  
 <223> Mutant Hepatitis C virus NS3/4A peptide

<400> 142  
 Ala Pro Ile Thr Ala Tyr Ala Gln Gln Thr Arg Gly Leu Leu Gly Cys  
 1 5 10 15  
 Ile Ile Thr Ser Leu Thr Gly Arg Asp Lys Asn Gln Val Glu Gly Glu  
 20 25 30  
 Val Gln Ile Val Ser Thr Ala Ala Gln Thr Phe Leu Ala Thr Cys Ile  
 35 40 45

Asn Gly Val Cys Trp Thr Val Tyr His Gly Ala Gly Thr Arg Thr Ile  
 50 55 60  
 Ala Ser Pro Lys Gly Pro Val Ile Gln Met Tyr Thr Asn Val Asp Gln  
 65 70 75 80  
 Asp Leu Val Gly Trp Pro Ala Pro Gln Gly Ala Arg Ser Leu Thr Pro  
 85 90 95  
 Cys Thr Cys Gly Ser Ser Ala Leu Tyr Leu Val Thr Arg His Ala Asp  
 100 105 110  
 Val Ile Pro Val Arg Arg Arg Gly Asp Gly Arg Gly Ser Leu Leu Ser  
 115 120 125  
 Pro Arg Pro Ile Ser Tyr Leu Lys Gly Ser Ser Gly Gly Pro Leu Leu  
 130 135 140  
 Cys Pro Ala Gly His Ala Val Gly Ile Phe Arg Ala Ala Val Cys Thr  
 145 150 155 160  
 Arg Gly Val Ala Lys Ala Val Asp Phe Ile Pro Val Glu Ser Leu Glu  
 165 170 175  
 Thr Thr Met Arg Ser Pro Val Phe Ser Asp Asn Ser Ser Pro Pro Ala  
 180 185 190  
 Val Pro Gln Ser Tyr Gln Val Ala His Leu His Ala Pro Thr Gly Ser  
 195 200 205  
 Gly Lys Ser Thr Lys Val Pro Ala Ala Tyr Ala Ala Gln Gly Tyr Lys  
 210 215 220  
 Val Leu Val Leu Asn Pro Ser Val Ala Ala Thr Met Gly Phe Gly Ala  
 225 230 235 240  
 Tyr Met Ser Lys Ala His Gly Ile Asp Pro Asn Ile Arg Thr Gly Val  
 245 250 255  
 Arg Thr Ile Thr Thr Gly Ser Pro Ile Thr Tyr Ser Thr Tyr Gly Lys  
 260 265 270  
 Phe Leu Ala Asp Gly Gly Cys Ser Gly Gly Ala Tyr Asp Ile Ile Ile  
 275 280 285  
 Cys Asp Glu Cys His Ser Thr Asp Ala Thr Ser Ile Leu Gly Ile Gly  
 290 295 300  
 Thr Val Leu Asp Gln Ala Glu Thr Ala Gly Ala Arg Leu Thr Val Leu  
 305 310 315 320  
 Ala Thr Ala Thr Pro Pro Gly Ser Val Thr Val Pro His Pro Asn Ile  
 325 330 335  
 Glu Glu Val Ala Leu Ser Thr Thr Gly Glu Ile Pro Phe Tyr Gly Lys  
 340 345 350  
 Ala Ile Pro Leu Glu Ala Ile Lys Gly Gly Arg His Leu Ile Phe Cys  
 355 360 365  
 His Ser Lys Lys Lys Cys Asp Glu Leu Ala Ala Lys Leu Val Ala Leu  
 370 375 380  
 Gly Val Asn Ala Val Ala Tyr Tyr Arg Gly Leu Asp Val Ser Val Ile  
 385 390 395 400  
 Pro Thr Ser Gly Asp Val Val Val Val Ala Thr Asp Ala Leu Met Thr  
 405 410 415  
 Gly Phe Thr Gly Asp Phe Asp Ser Val Ile Asp Cys Asn Thr Cys Val  
 420 425 430  
 Thr Gln Thr Val Asp Phe Ser Leu Asp Pro Thr Phe Thr Ile Glu Thr  
 435 440 445  
 Ile Thr Leu Pro Gln Asp Ala Val Ser Arg Thr Gln Arg Arg Gly Arg  
 450 455 460  
 Thr Gly Arg Gly Lys Pro Gly Ile Tyr Arg Phe Val Ala Pro Gly Glu  
 465 470 475 480  
 Arg Pro Ser Gly Met Phe Asp Ser Ser Val Leu Cys Glu Cys Tyr Asp  
 485 490 495  
 Ala Gly Cys Ala Trp Tyr Glu Leu Thr Pro Ala Glu Thr Thr Val Arg



```

          500                      505                      510
Leu Arg Ala Tyr Met Asn Thr Pro Gly Leu Pro Val Cys Gln Asp His
          515                      520                      525
Leu Glu Phe Trp Glu Gly Val Phe Thr Gly Leu Thr His Ile Asp Ala
          530                      535                      540
His Phe Leu Ser Gln Thr Lys Gln Ser Gly Glu Asn Leu Pro Tyr Leu
545                      550                      555
Val Ala Tyr Gln Ala Thr Val Cys Ala Arg Ala Gln Ala Pro Pro Pro
          565                      570                      575
Ser Trp Asp Gln Met Trp Lys Cys Leu Ile Arg Leu Lys Pro Thr Leu
          580                      585                      590
His Gly Pro Thr Pro Leu Leu Tyr Arg Leu Gly Ala Val Gln Asn Glu
          595                      600                      605
Val Thr Leu Thr His Pro Val Thr Lys Tyr Ile Met Thr Cys Met Ser
          610                      615                      620
Ala Asp Leu Glu Val Val Thr Ser Thr Trp Val Leu Val Gly Gly Val
625                      630                      635
Leu Ala Ala Leu Ala Ala Tyr Cys Leu Ser Thr Gly Cys Val Val Ile
          645                      650                      655
Val Gly Arg Ile Val Leu Ser Gly Lys Pro Ala Ile Ile Pro Asp Arg
          660                      665                      670
Glu Val Leu Tyr Arg Glu Phe Asp Glu Met Glu Glu Cys
          675                      680                      685

```

<210> 143  
 <211> 685  
 <212> PRT  
 <213> Artificial Sequence

<220>  
 <223> Mutant Hepatitis C virus NS3/4A peptide

<400> 143

```

Ala Pro Ile Thr Ala Tyr Ala Gln Gln Thr Arg Gly Leu Leu Gly Cys
 1          5          10          15
Ile Ile Thr Ser Leu Thr Gly Arg Asp Lys Asn Gln Val Glu Gly Glu
          20          25          30
Val Gln Ile Val Ser Thr Ala Ala Gln Thr Phe Leu Ala Thr Cys Ile
          35          40          45
Asn Gly Val Cys Trp Thr Val Tyr His Gly Ala Gly Thr Arg Thr Ile
          50          55          60
Ala Ser Pro Lys Gly Pro Val Ile Gln Met Tyr Thr Asn Val Asp Gln
65          70          75          80
Asp Leu Val Gly Trp Pro Ala Pro Gln Gly Ala Arg Ser Leu Thr Pro
          85          90          95
Cys Thr Cys Gly Ser Ser Asp Ala Tyr Leu Val Thr Arg His Ala Asp
          100         105         110
Val Ile Pro Val Arg Arg Arg Gly Asp Gly Arg Gly Ser Leu Leu Ser
          115         120         125
Pro Arg Pro Ile Ser Tyr Leu Lys Gly Ser Ser Gly Gly Pro Leu Leu
          130         135         140
Cys Pro Ala Gly His Ala Val Gly Ile Phe Arg Ala Ala Val Cys Thr
145         150         155         160
Arg Gly Val Ala Lys Ala Val Asp Phe Ile Pro Val Glu Ser Leu Glu
          165         170         175
Thr Thr Met Arg Ser Pro Val Phe Ser Asp Asn Ser Ser Pro Pro Ala

```

	180				185				190						
Val	Pro	Gln	Ser	Tyr	Gln	Val	Ala	His	Leu	His	Ala	Pro	Thr	Gly	Ser
			195					200					205		
Gly	Lys	Ser	Thr	Lys	Val	Pro	Ala	Ala	Tyr	Ala	Ala	Gln	Gly	Tyr	Lys
			210					215					220		
Val	Leu	Val	Leu	Asn	Pro	Ser	Val	Ala	Ala	Thr	Met	Gly	Phe	Gly	Ala
225					230						235				240
Tyr	Met	Ser	Lys	Ala	His	Gly	Ile	Asp	Pro	Asn	Ile	Arg	Thr	Gly	Val
				245						250					255
Arg	Thr	Ile	Thr	Thr	Gly	Ser	Pro	Ile	Thr	Tyr	Ser	Thr	Tyr	Gly	Lys
			260						265						270
Phe	Leu	Ala	Asp	Gly	Gly	Cys	Ser	Gly	Gly	Ala	Tyr	Asp	Ile	Ile	Ile
			275					280					285		
Cys	Asp	Glu	Cys	His	Ser	Thr	Asp	Ala	Thr	Ser	Ile	Leu	Gly	Ile	Gly
			290				295					300			
Thr	Val	Leu	Asp	Gln	Ala	Glu	Thr	Ala	Gly	Ala	Arg	Leu	Thr	Val	Leu
305					310						315				320
Ala	Thr	Ala	Thr	Pro	Pro	Gly	Ser	Val	Thr	Val	Pro	His	Pro	Asn	Ile
				325					330						335
Glu	Glu	Val	Ala	Leu	Ser	Thr	Thr	Gly	Glu	Ile	Pro	Phe	Tyr	Gly	Lys
			340					345							350
Ala	Ile	Pro	Leu	Glu	Ala	Ile	Lys	Gly	Gly	Arg	His	Leu	Ile	Phe	Cys
			355					360					365		
His	Ser	Lys	Lys	Lys	Cys	Asp	Glu	Leu	Ala	Ala	Lys	Leu	Val	Ala	Leu
			370			375						380			
Gly	Val	Asn	Ala	Val	Ala	Tyr	Tyr	Arg	Gly	Leu	Asp	Val	Ser	Val	Ile
385					390						395				400
Pro	Thr	Ser	Gly	Asp	Val	Val	Val	Val	Ala	Thr	Asp	Ala	Leu	Met	Thr
				405						410					415
Gly	Phe	Thr	Gly	Asp	Phe	Asp	Ser	Val	Ile	Asp	Cys	Asn	Thr	Cys	Val
			420					425							430
Thr	Gln	Thr	Val	Asp	Phe	Ser	Leu	Asp	Pro	Thr	Phe	Thr	Ile	Glu	Thr
			435				440						445		
Ile	Thr	Leu	Pro	Gln	Asp	Ala	Val	Ser	Arg	Thr	Gln	Arg	Arg	Gly	Arg
			450			455						460			
Thr	Gly	Arg	Gly	Lys	Pro	Gly	Ile	Tyr	Arg	Phe	Val	Ala	Pro	Gly	Glu
465					470					475					480
Arg	Pro	Ser	Gly	Met	Phe	Asp	Ser	Ser	Val	Leu	Cys	Glu	Cys	Tyr	Asp
				485					490						495
Ala	Gly	Cys	Ala	Trp	Tyr	Glu	Leu	Thr	Pro	Ala	Glu	Thr	Thr	Val	Arg
			500					505							510
Leu	Arg	Ala	Tyr	Met	Asn	Thr	Pro	Gly	Leu	Pro	Val	Cys	Gln	Asp	His
			515				520						525		
Leu	Glu	Phe	Trp	Glu	Gly	Val	Phe	Thr	Gly	Leu	Thr	His	Ile	Asp	Ala
			530			535						540			
His	Phe	Leu	Ser	Gln	Thr	Lys	Gln	Ser	Gly	Glu	Asn	Leu	Pro	Tyr	Leu
545					550					555					560
Val	Ala	Tyr	Gln	Ala	Thr	Val	Cys	Ala	Arg	Ala	Gln	Ala	Pro	Pro	Pro
			565						570						575
Ser	Trp	Asp	Gln	Met	Trp	Lys	Cys	Leu	Ile	Arg	Leu	Lys	Pro	Thr	Leu
			580					585							590
His	Gly	Pro	Thr	Pro	Leu	Leu	Tyr	Arg	Leu	Gly	Ala	Val	Gln	Asn	Glu
			595				600						605		
Val	Thr	Leu	Thr	His	Pro	Val	Thr	Lys	Tyr	Ile	Met	Thr	Cys	Met	Ser
			610			615							620		
Ala	Asp	Leu	Glu	Val	Val	Thr	Ser	Thr	Trp	Val	Leu	Val	Gly	Gly	Val
625					630					635					640

Leu Ala Ala Leu Ala Ala Tyr Cys Leu Ser Thr Gly Cys Val Val Ile  
 645 650 655  
 Val Gly Arg Ile Val Leu Ser Gly Lys Pro Ala Ile Ile Pro Asp Arg  
 660 665 670  
 Glu Val Leu Tyr Arg Glu Phe Asp Glu Met Glu Glu Cys  
 675 680 685

<210> 144  
 <211> 685  
 <212> PRT  
 <213> Artificial Sequence

<220>  
 <223> Mutant Hepatitis C virus NS3/4A peptide

<400> 144  
 Ala Pro Ile Thr Ala Tyr Ala Gln Gln Thr Arg Gly Leu Leu Gly Cys  
 1 5 10 15  
 Ile Ile Thr Ser Leu Thr Gly Arg Asp Lys Asn Gln Val Glu Gly Glu  
 20 25 30  
 Val Gln Ile Val Ser Thr Ala Ala Gln Thr Phe Leu Ala Thr Cys Ile  
 35 40 45  
 Asn Gly Val Cys Trp Thr Val Tyr His Gly Ala Gly Thr Arg Thr Ile  
 50 55 60  
 Ala Ser Pro Lys Gly Pro Val Ile Gln Met Tyr Thr Asn Val Asp Gln  
 65 70 75 80  
 Asp Leu Val Gly Trp Pro Ala Pro Gln Gly Ala Arg Ser Leu Thr Pro  
 85 90 95  
 Cys Thr Cys Gly Ser Ser Asp Leu Ala Leu Val Thr Arg His Ala Asp  
 100 105 110  
 Val Ile Pro Val Arg Arg Arg Gly Asp Gly Arg Gly Ser Leu Leu Ser  
 115 120 125  
 Pro Arg Pro Ile Ser Tyr Leu Lys Gly Ser Ser Gly Gly Pro Leu Leu  
 130 135 140  
 Cys Pro Ala Gly His Ala Val Gly Ile Phe Arg Ala Ala Val Cys Thr  
 145 150 155 160  
 Arg Gly Val Ala Lys Ala Val Asp Phe Ile Pro Val Glu Ser Leu Glu  
 165 170 175  
 Thr Thr Met Arg Ser Pro Val Phe Ser Asp Asn Ser Ser Pro Pro Ala  
 180 185 190  
 Val Pro Gln Ser Tyr Gln Val Ala His Leu His Ala Pro Thr Gly Ser  
 195 200 205  
 Gly Lys Ser Thr Lys Val Pro Ala Ala Tyr Ala Ala Gln Gly Tyr Lys  
 210 215 220  
 Val Leu Val Leu Asn Pro Ser Val Ala Ala Thr Met Gly Phe Gly Ala  
 225 230 235 240  
 Tyr Met Ser Lys Ala His Gly Ile Asp Pro Asn Ile Arg Thr Gly Val  
 245 250 255  
 Arg Thr Ile Thr Thr Gly Ser Pro Ile Thr Tyr Ser Thr Tyr Gly Lys  
 260 265 270  
 Phe Leu Ala Asp Gly Gly Cys Ser Gly Gly Ala Tyr Asp Ile Ile Ile  
 275 280 285  
 Cys Asp Glu Cys His Ser Thr Asp Ala Thr Ser Ile Leu Gly Ile Gly  
 290 295 300  
 Thr Val Leu Asp Gln Ala Glu Thr Ala Gly Ala Arg Leu Thr Val Leu  
 305 310 315 320

Ala Thr Ala Thr Pro Pro Gly Ser Val Thr Val Pro His Pro Asn Ile  
 325 330 335  
 Glu Glu Val Ala Leu Ser Thr Thr Gly Glu Ile Pro Phe Tyr Gly Lys  
 340 345 350  
 Ala Ile Pro Leu Glu Ala Ile Lys Gly Gly Arg His Leu Ile Phe Cys  
 355 360 365  
 His Ser Lys Lys Lys Cys Asp Glu Leu Ala Ala Lys Leu Val Ala Leu  
 370 375 380  
 Gly Val Asn Ala Val Ala Tyr Tyr Arg Gly Leu Asp Val Ser Val Ile  
 385 390 395 400  
 Pro Thr Ser Gly Asp Val Val Val Val Ala Thr Asp Ala Leu Met Thr  
 405 410 415  
 Gly Phe Thr Gly Asp Phe Asp Ser Val Ile Asp Cys Asn Thr Cys Val  
 420 425 430  
 Thr Gln Thr Val Asp Phe Ser Leu Asp Pro Thr Phe Thr Ile Glu Thr  
 435 440 445  
 Ile Thr Leu Pro Gln Asp Ala Val Ser Arg Thr Gln Arg Arg Gly Arg  
 450 455 460  
 Thr Gly Arg Gly Lys Pro Gly Ile Tyr Arg Phe Val Ala Pro Gly Glu  
 465 470 475 480  
 Arg Pro Ser Gly Met Phe Asp Ser Ser Val Leu Cys Glu Cys Tyr Asp  
 485 490 495  
 Ala Gly Cys Ala Trp Tyr Glu Leu Thr Pro Ala Glu Thr Thr Val Arg  
 500 505 510  
 Leu Arg Ala Tyr Met Asn Thr Pro Gly Leu Pro Val Cys Gln Asp His  
 515 520 525  
 Leu Glu Phe Trp Glu Gly Val Phe Thr Gly Leu Thr His Ile Asp Ala  
 530 535 540  
 His Phe Leu Ser Gln Thr Lys Gln Ser Gly Glu Asn Leu Pro Tyr Leu  
 545 550 555 560  
 Val Ala Tyr Gln Ala Thr Val Cys Ala Arg Ala Gln Ala Pro Pro Pro  
 565 570 575  
 Ser Trp Asp Gln Met Trp Lys Cys Leu Ile Arg Leu Lys Pro Thr Leu  
 580 585 590  
 His Gly Pro Thr Pro Leu Leu Tyr Arg Leu Gly Ala Val Gln Asn Glu  
 595 600 605  
 Val Thr Leu Thr His Pro Val Thr Lys Tyr Ile Met Thr Cys Met Ser  
 610 615 620  
 Ala Asp Leu Glu Val Val Thr Ser Thr Trp Val Leu Val Gly Gly Val  
 625 630 635 640  
 Leu Ala Ala Leu Ala Ala Tyr Cys Leu Ser Thr Gly Cys Val Val Ile  
 645 650 655  
 Val Gly Arg Ile Val Leu Ser Gly Lys Pro Ala Ile Ile Pro Asp Arg  
 660 665 670  
 Glu Val Leu Tyr Arg Glu Phe Asp Glu Met Glu Glu Cys  
 675 680 685

- <210> 145
- <211> 685
- <212> PRT
- <213> Artificial Sequence
  
- <220>
- <223> Mutant Hepatitis C virus NS3/4A peptide
  
- <400> 145

Ala Pro Ile Thr Ala Tyr Ala Gln Gln Thr Arg Gly Leu Leu Gly Cys  
 1 5 10 15  
 Ile Ile Thr Ser Leu Thr Gly Arg Asp Lys Asn Gln Val Glu Gly Glu  
 20 25 30  
 Val Gln Ile Val Ser Thr Ala Ala Gln Thr Phe Leu Ala Thr Cys Ile  
 35 40 45  
 Asn Gly Val Cys Trp Thr Val Tyr His Gly Ala Gly Thr Arg Thr Ile  
 50 55 60  
 Ala Ser Pro Lys Gly Pro Val Ile Gln Met Tyr Thr Asn Val Asp Gln  
 65 70 75 80  
 Asp Leu Val Gly Trp Pro Ala Pro Gln Gly Ala Arg Ser Leu Thr Pro  
 85 90 95  
 Cys Thr Cys Gly Ser Ser Asp Leu Tyr Ala Val Thr Arg His Ala Asp  
 100 105 110  
 Val Ile Pro Val Arg Arg Arg Gly Asp Gly Arg Gly Ser Leu Leu Ser  
 115 120 125  
 Pro Arg Pro Ile Ser Tyr Leu Lys Gly Ser Ser Gly Gly Pro Leu Leu  
 130 135 140  
 Cys Pro Ala Gly His Ala Val Gly Ile Phe Arg Ala Ala Val Cys Thr  
 145 150 155 160  
 Arg Gly Val Ala Lys Ala Val Asp Phe Ile Pro Val Glu Ser Leu Glu  
 165 170 175  
 Thr Thr Met Arg Ser Pro Val Phe Ser Asp Asn Ser Ser Pro Pro Ala  
 180 185 190  
 Val Pro Gln Ser Tyr Gln Val Ala His Leu His Ala Pro Thr Gly Ser  
 195 200 205  
 Gly Lys Ser Thr Lys Val Pro Ala Ala Tyr Ala Ala Gln Gly Tyr Lys  
 210 215 220  
 Val Leu Val Leu Asn Pro Ser Val Ala Ala Thr Met Gly Phe Gly Ala  
 225 230 235 240  
 Tyr Met Ser Lys Ala His Gly Ile Asp Pro Asn Ile Arg Thr Gly Val  
 245 250 255  
 Arg Thr Ile Thr Thr Gly Ser Pro Ile Thr Tyr Ser Thr Tyr Gly Lys  
 260 265 270  
 Phe Leu Ala Asp Gly Gly Cys Ser Gly Gly Ala Tyr Asp Ile Ile Ile  
 275 280 285  
 Cys Asp Glu Cys His Ser Thr Asp Ala Thr Ser Ile Leu Gly Ile Gly  
 290 295 300  
 Thr Val Leu Asp Gln Ala Glu Thr Ala Gly Ala Arg Leu Thr Val Leu  
 305 310 315 320  
 Ala Thr Ala Thr Pro Pro Gly Ser Val Thr Val Pro His Pro Asn Ile  
 325 330 335  
 Glu Glu Val Ala Leu Ser Thr Thr Gly Glu Ile Pro Phe Tyr Gly Lys  
 340 345 350  
 Ala Ile Pro Leu Glu Ala Ile Lys Gly Gly Arg His Leu Ile Phe Cys  
 355 360 365  
 His Ser Lys Lys Lys Cys Asp Glu Leu Ala Ala Lys Leu Val Ala Leu  
 370 375 380  
 Gly Val Asn Ala Val Ala Tyr Tyr Arg Gly Leu Asp Val Ser Val Ile  
 385 390 395 400  
 Pro Thr Ser Gly Asp Val Val Val Val Ala Thr Asp Ala Leu Met Thr  
 405 410 415  
 Gly Phe Thr Gly Asp Phe Asp Ser Val Ile Asp Cys Asn Thr Cys Val  
 420 425 430  
 Thr Gln Thr Val Asp Phe Ser Leu Asp Pro Thr Phe Thr Ile Glu Thr  
 435 440 445  
 Ile Thr Leu Pro Gln Asp Ala Val Ser Arg Thr Gln Arg Arg Gly Arg

```

450          455          460
Thr Gly Arg Gly Lys Pro Gly Ile Tyr Arg Phe Val Ala Pro Gly Glu
465          470          475          480
Arg Pro Ser Gly Met Phe Asp Ser Ser Val Leu Cys Glu Cys Tyr Asp
          485          490          495
Ala Gly Cys Ala Trp Tyr Glu Leu Thr Pro Ala Glu Thr Thr Val Arg
          500          505          510
Leu Arg Ala Tyr Met Asn Thr Pro Gly Leu Pro Val Cys Gln Asp His
          515          520          525
Leu Glu Phe Trp Glu Gly Val Phe Thr Gly Leu Thr His Ile Asp Ala
          530          535          540
His Phe Leu Ser Gln Thr Lys Gln Ser Gly Glu Asn Leu Pro Tyr Leu
545          550          555          560
Val Ala Tyr Gln Ala Thr Val Cys Ala Arg Ala Gln Ala Pro Pro Pro
          565          570          575
Ser Trp Asp Gln Met Trp Lys Cys Leu Ile Arg Leu Lys Pro Thr Leu
          580          585          590
His Gly Pro Thr Pro Leu Leu Tyr Arg Leu Gly Ala Val Gln Asn Glu
          595          600          605
Val Thr Leu Thr His Pro Val Thr Lys Tyr Ile Met Thr Cys Met Ser
          610          615          620
Ala Asp Leu Glu Val Val Thr Ser Thr Trp Val Leu Val Gly Gly Val
625          630          635          640
Leu Ala Ala Leu Ala Ala Tyr Cys Leu Ser Thr Gly Cys Val Val Ile
          645          650          655
Val Gly Arg Ile Val Leu Ser Gly Lys Pro Ala Ile Ile Pro Asp Arg
          660          665          670
Glu Val Leu Tyr Arg Glu Phe Asp Glu Met Glu Glu Cys
          675          680          685

```

<210> 146

<211> 685

<212> PRT

<213> Artificial Sequence

<220>

<223> Mutant Hepatitis C virus NS3/4A peptide

<400> 146

```

Ala Pro Ile Thr Ala Tyr Ala Gln Gln Thr Arg Gly Leu Leu Gly Cys
 1          5          10          15
Ile Ile Thr Ser Leu Thr Gly Arg Asp Lys Asn Gln Val Glu Gly Glu
          20          25          30
Val Gln Ile Val Ser Thr Ala Ala Gln Thr Phe Leu Ala Thr Cys Ile
          35          40          45
Asn Gly Val Cys Trp Thr Val Tyr His Gly Ala Gly Thr Arg Thr Ile
          50          55          60
Ala Ser Pro Lys Gly Pro Val Ile Gln Met Tyr Thr Asn Val Asp Gln
65          70          75          80
Asp Leu Val Gly Trp Pro Ala Pro Gln Gly Ala Arg Ser Leu Thr Pro
          85          90          95
Cys Thr Cys Gly Ser Ser Asp Leu Tyr Leu Ala Thr Arg His Ala Asp
          100          105          110
Val Ile Pro Val Arg Arg Arg Gly Asp Gly Arg Gly Ser Leu Leu Ser
          115          120          125
Pro Arg Pro Ile Ser Tyr Leu Lys Gly Ser Ser Gly Gly Pro Leu Leu

```

130						135										140
Cys	Pro	Ala	Gly	His	Ala	Val	Gly	Ile	Phe	Arg	Ala	Ala	Val	Cys	Thr	
145					150					155					160	
Arg	Gly	Val	Ala	Lys	Ala	Val	Asp	Phe	Ile	Pro	Val	Glu	Ser	Leu	Glu	
				165					170					175		
Thr	Thr	Met	Arg	Ser	Pro	Val	Phe	Ser	Asp	Asn	Ser	Ser	Pro	Pro	Ala	
			180					185					190			
Val	Pro	Gln	Ser	Tyr	Gln	Val	Ala	His	Leu	His	Ala	Pro	Thr	Gly	Ser	
		195					200					205				
Gly	Lys	Ser	Thr	Lys	Val	Pro	Ala	Ala	Tyr	Ala	Ala	Gln	Gly	Tyr	Lys	
	210					215					220					
Val	Leu	Val	Leu	Asn	Pro	Ser	Val	Ala	Ala	Thr	Met	Gly	Phe	Gly	Ala	
225				230						235					240	
Tyr	Met	Ser	Lys	Ala	His	Gly	Ile	Asp	Pro	Asn	Ile	Arg	Thr	Gly	Val	
				245				250						255		
Arg	Thr	Ile	Thr	Thr	Gly	Ser	Pro	Ile	Thr	Tyr	Ser	Thr	Tyr	Gly	Lys	
			260					265						270		
Phe	Leu	Ala	Asp	Gly	Gly	Cys	Ser	Gly	Gly	Ala	Tyr	Asp	Ile	Ile	Ile	
		275					280					285				
Cys	Asp	Glu	Cys	His	Ser	Thr	Asp	Ala	Thr	Ser	Ile	Leu	Gly	Ile	Gly	
	290					295					300					
Thr	Val	Leu	Asp	Gln	Ala	Glu	Thr	Ala	Gly	Ala	Arg	Leu	Thr	Val	Leu	
305				310						315					320	
Ala	Thr	Ala	Thr	Pro	Pro	Gly	Ser	Val	Thr	Val	Pro	His	Pro	Asn	Ile	
				325					330					335		
Glu	Glu	Val	Ala	Leu	Ser	Thr	Thr	Gly	Glu	Ile	Pro	Phe	Tyr	Gly	Lys	
			340					345						350		
Ala	Ile	Pro	Leu	Glu	Ala	Ile	Lys	Gly	Gly	Arg	His	Leu	Ile	Phe	Cys	
		355					360					365				
His	Ser	Lys	Lys	Lys	Cys	Asp	Glu	Leu	Ala	Ala	Lys	Leu	Val	Ala	Leu	
	370					375					380					
Gly	Val	Asn	Ala	Val	Ala	Tyr	Tyr	Arg	Gly	Leu	Asp	Val	Ser	Val	Ile	
385					390					395					400	
Pro	Thr	Ser	Gly	Asp	Val	Val	Val	Val	Ala	Thr	Asp	Ala	Leu	Met	Thr	
				405					410					415		
Gly	Phe	Thr	Gly	Asp	Phe	Asp	Ser	Val	Ile	Asp	Cys	Asn	Thr	Cys	Val	
			420					425					430			
Thr	Gln	Thr	Val	Asp	Phe	Ser	Leu	Asp	Pro	Thr	Phe	Thr	Ile	Glu	Thr	
		435					440					445				
Ile	Thr	Leu	Pro	Gln	Asp	Ala	Val	Ser	Arg	Thr	Gln	Arg	Arg	Gly	Arg	
	450					455					460					
Thr	Gly	Arg	Gly	Lys	Pro	Gly	Ile	Tyr	Arg	Phe	Val	Ala	Pro	Gly	Glu	
465					470					475					480	
Arg	Pro	Ser	Gly	Met	Phe	Asp	Ser	Ser	Val	Leu	Cys	Glu	Cys	Tyr	Asp	
				485					490					495		
Ala	Gly	Cys	Ala	Trp	Tyr	Glu	Leu	Thr	Pro	Ala	Glu	Thr	Thr	Val	Arg	
			500					505					510			
Leu	Arg	Ala	Tyr	Met	Asn	Thr	Pro	Gly	Leu	Pro	Val	Cys	Gln	Asp	His	
		515				520						525				
Leu	Glu	Phe	Trp	Glu	Gly	Val	Phe	Thr	Gly	Leu	Thr	His	Ile	Asp	Ala	
	530					535					540					
His	Phe	Leu	Ser	Gln	Thr	Lys	Gln	Ser	Gly	Glu	Asn	Leu	Pro	Tyr	Leu	
545					550					555					560	
Val	Ala	Tyr	Gln	Ala	Thr	Val	Cys	Ala	Arg	Ala	Gln	Ala	Pro	Pro	Pro	
				565					570					575		
Ser	Trp	Asp	Gln	Met	Trp	Lys	Cys	Leu	Ile	Arg	Leu	Lys	Pro	Thr	Leu	
			580					585						590		

His Gly Pro Thr Pro Leu Leu Tyr Arg Leu Gly Ala Val Gln Asn Glu  
 595 600 605  
 Val Thr Leu Thr His Pro Val Thr Lys Tyr Ile Met Thr Cys Met Ser  
 610 615 620  
 Ala Asp Leu Glu Val Val Thr Ser Thr Trp Val Leu Val Gly Gly Val  
 625 630 635 640  
 Leu Ala Ala Leu Ala Ala Tyr Cys Leu Ser Thr Gly Cys Val Val Ile  
 645 650 655  
 Val Gly Arg Ile Val Leu Ser Gly Lys Pro Ala Ile Ile Pro Asp Arg  
 660 665 670  
 Glu Val Leu Tyr Arg Glu Phe Asp Glu Met Glu Glu Cys  
 675 680 685

<210> 147

<211> 685

<212> PRT

<213> Artificial Sequence

<220>

<223> Mutant Hepatitis C virus NS3/4A peptide

<400> 147

Ala Pro Ile Thr Ala Tyr Ala Gln Gln Thr Arg Gly Leu Leu Gly Cys  
 1 5 10 15  
 Ile Ile Thr Ser Leu Thr Gly Arg Asp Lys Asn Gln Val Glu Gly Glu  
 20 25 30  
 Val Gln Ile Val Ser Thr Ala Ala Gln Thr Phe Leu Ala Thr Cys Ile  
 35 40 45  
 Asn Gly Val Cys Trp Thr Val Tyr His Gly Ala Gly Thr Arg Thr Ile  
 50 55 60  
 Ala Ser Pro Lys Gly Pro Val Ile Gln Met Tyr Thr Asn Val Asp Gln  
 65 70 75 80  
 Asp Leu Val Gly Trp Pro Ala Pro Gln Gly Ala Arg Ser Leu Thr Pro  
 85 90 95  
 Cys Thr Cys Gly Ser Ser Asp Leu Tyr Leu Val Ala Arg His Ala Asp  
 100 105 110  
 Val Ile Pro Val Arg Arg Arg Gly Asp Gly Arg Gly Ser Leu Leu Ser  
 115 120 125  
 Pro Arg Pro Ile Ser Tyr Leu Lys Gly Ser Ser Gly Gly Pro Leu Leu  
 130 135 140  
 Cys Pro Ala Gly His Ala Val Gly Ile Phe Arg Ala Ala Val Cys Thr  
 145 150 155 160  
 Arg Gly Val Ala Lys Ala Val Asp Phe Ile Pro Val Glu Ser Leu Glu  
 165 170 175  
 Thr Thr Met Arg Ser Pro Val Phe Ser Asp Asn Ser Ser Pro Pro Ala  
 180 185 190  
 Val Pro Gln Ser Tyr Gln Val Ala His Leu His Ala Pro Thr Gly Ser  
 195 200 205  
 Gly Lys Ser Thr Lys Val Pro Ala Ala Tyr Ala Ala Gln Gly Tyr Lys  
 210 215 220  
 Val Leu Val Leu Asn Pro Ser Val Ala Ala Thr Met Gly Phe Gly Ala  
 225 230 235 240  
 Tyr Met Ser Lys Ala His Gly Ile Asp Pro Asn Ile Arg Thr Gly Val  
 245 250 255  
 Arg Thr Ile Thr Thr Gly Ser Pro Ile Thr Tyr Ser Thr Tyr Gly Lys  
 260 265 270



Phe Leu Ala Asp Gly Gly Cys Ser Gly Gly Ala Tyr Asp Ile Ile Ile  
 275 280 285  
 Cys Asp Glu Cys His Ser Thr Asp Ala Thr Ser Ile Leu Gly Ile Gly  
 290 295 300  
 Thr Val Leu Asp Gln Ala Glu Thr Ala Gly Ala Arg Leu Thr Val Leu  
 305 310 315 320  
 Ala Thr Ala Thr Pro Pro Gly Ser Val Thr Val Pro His Pro Asn Ile  
 325 330 335  
 Glu Glu Val Ala Leu Ser Thr Thr Gly Glu Ile Pro Phe Tyr Gly Lys  
 340 345 350  
 Ala Ile Pro Leu Glu Ala Ile Lys Gly Gly Arg His Leu Ile Phe Cys  
 355 360 365  
 His Ser Lys Lys Lys Cys Asp Glu Leu Ala Ala Lys Leu Val Ala Leu  
 370 375 380  
 Gly Val Asn Ala Val Ala Tyr Tyr Arg Gly Leu Asp Val Ser Val Ile  
 385 390 395 400  
 Pro Thr Ser Gly Asp Val Val Val Val Ala Thr Asp Ala Leu Met Thr  
 405 410 415  
 Gly Phe Thr Gly Asp Phe Asp Ser Val Ile Asp Cys Asn Thr Cys Val  
 420 425 430  
 Thr Gln Thr Val Asp Phe Ser Leu Asp Pro Thr Phe Thr Ile Glu Thr  
 435 440 445  
 Ile Thr Leu Pro Gln Asp Ala Val Ser Arg Thr Gln Arg Arg Gly Arg  
 450 455 460  
 Thr Gly Arg Gly Lys Pro Gly Ile Tyr Arg Phe Val Ala Pro Gly Glu  
 465 470 475 480  
 Arg Pro Ser Gly Met Phe Asp Ser Ser Val Leu Cys Glu Cys Tyr Asp  
 485 490 495  
 Ala Gly Cys Ala Trp Tyr Glu Leu Thr Pro Ala Glu Thr Thr Val Arg  
 500 505 510  
 Leu Arg Ala Tyr Met Asn Thr Pro Gly Leu Pro Val Cys Gln Asp His  
 515 520 525  
 Leu Glu Phe Trp Glu Gly Val Phe Thr Gly Leu Thr His Ile Asp Ala  
 530 535 540  
 His Phe Leu Ser Gln Thr Lys Gln Ser Gly Glu Asn Leu Pro Tyr Leu  
 545 550 555 560  
 Val Ala Tyr Gln Ala Thr Val Cys Ala Arg Ala Gln Ala Pro Pro Pro  
 565 570 575  
 Ser Trp Asp Gln Met Trp Lys Cys Leu Ile Arg Leu Lys Pro Thr Leu  
 580 585 590  
 His Gly Pro Thr Pro Leu Leu Tyr Arg Leu Gly Ala Val Gln Asn Glu  
 595 600 605  
 Val Thr Leu Thr His Pro Val Thr Lys Tyr Ile Met Thr Cys Met Ser  
 610 615 620  
 Ala Asp Leu Glu Val Val Thr Ser Thr Trp Val Leu Val Gly Gly Val  
 625 630 635 640  
 Leu Ala Ala Leu Ala Ala Tyr Cys Leu Ser Thr Gly Cys Val Val Ile  
 645 650 655  
 Val Gly Arg Ile Val Leu Ser Gly Lys Pro Ala Ile Ile Pro Asp Arg  
 660 665 670  
 Glu Val Leu Tyr Arg Glu Phe Asp Glu Met Glu Glu Cys  
 675 680 685

<210> 148  
 <211> 685  
 <212> PRT

<213> Artificial Sequence

<220>

<223> Mutant Hepatitis C virus NS3/4A peptide

<400> 148

Ala Pro Ile Thr Ala Tyr Ala Gln Gln Thr Arg Gly Leu Leu Gly Cys  
 1 5 10 15  
 Ile Ile Thr Ser Leu Thr Gly Arg Asp Lys Asn Gln Val Glu Gly Glu  
 20 25 30  
 Val Gln Ile Val Ser Thr Ala Ala Gln Thr Phe Leu Ala Thr Cys Ile  
 35 40 45  
 Asn Gly Val Cys Trp Thr Val Tyr His Gly Ala Gly Thr Arg Thr Ile  
 50 55 60  
 Ala Ser Pro Lys Gly Pro Val Ile Gln Met Tyr Thr Asn Val Asp Gln  
 65 70 75 80  
 Asp Leu Val Gly Trp Pro Ala Pro Gln Gly Ala Arg Ser Leu Thr Pro  
 85 90 95  
 Cys Thr Cys Gly Ser Ser Asp Leu Tyr Leu Val Thr Ala His Ala Asp  
 100 105 110  
 Val Ile Pro Val Arg Arg Arg Gly Asp Gly Arg Gly Ser Leu Leu Ser  
 115 120 125  
 Pro Arg Pro Ile Ser Tyr Leu Lys Gly Ser Ser Gly Gly Pro Leu Leu  
 130 135 140  
 Cys Pro Ala Gly His Ala Val Gly Ile Phe Arg Ala Ala Val Cys Thr  
 145 150 155 160  
 Arg Gly Val Ala Lys Ala Val Asp Phe Ile Pro Val Glu Ser Leu Glu  
 165 170 175  
 Thr Thr Met Arg Ser Pro Val Phe Ser Asp Asn Ser Ser Pro Pro Ala  
 180 185 190  
 Val Pro Gln Ser Tyr Gln Val Ala His Leu His Ala Pro Thr Gly Ser  
 195 200 205  
 Gly Lys Ser Thr Lys Val Pro Ala Ala Tyr Ala Ala Gln Gly Tyr Lys  
 210 215 220  
 Val Leu Val Leu Asn Pro Ser Val Ala Ala Thr Met Gly Phe Gly Ala  
 225 230 235 240  
 Tyr Met Ser Lys Ala His Gly Ile Asp Pro Asn Ile Arg Thr Gly Val  
 245 250 255  
 Arg Thr Ile Thr Thr Gly Ser Pro Ile Thr Tyr Ser Thr Tyr Gly Lys  
 260 265 270  
 Phe Leu Ala Asp Gly Gly Cys Ser Gly Gly Ala Tyr Asp Ile Ile Ile  
 275 280 285  
 Cys Asp Glu Cys His Ser Thr Asp Ala Thr Ser Ile Leu Gly Ile Gly  
 290 295 300  
 Thr Val Leu Asp Gln Ala Glu Thr Ala Gly Ala Arg Leu Thr Val Leu  
 305 310 315 320  
 Ala Thr Ala Thr Pro Pro Gly Ser Val Thr Val Pro His Pro Asn Ile  
 325 330 335  
 Glu Glu Val Ala Leu Ser Thr Thr Gly Glu Ile Pro Phe Tyr Gly Lys  
 340 345 350  
 Ala Ile Pro Leu Glu Ala Ile Lys Gly Gly Arg His Leu Ile Phe Cys  
 355 360 365  
 His Ser Lys Lys Lys Cys Asp Glu Leu Ala Ala Lys Leu Val Ala Leu  
 370 375 380  
 Gly Val Asn Ala Val Ala Tyr Tyr Arg Gly Leu Asp Val Ser Val Ile  
 385 390 395 400  
 Pro Thr Ser Gly Asp Val Val Val Val Ala Thr Asp Ala Leu Met Thr

405 410 415  
 Gly Phe Thr Gly Asp Phe Asp Ser Val Ile Asp Cys Asn Thr Cys Val  
 420 425 430  
 Thr Gln Thr Val Asp Phe Ser Leu Asp Pro Thr Phe Thr Ile Glu Thr  
 435 440 445  
 Ile Thr Leu Pro Gln Asp Ala Val Ser Arg Thr Gln Arg Arg Gly Arg  
 450 455 460  
 Thr Gly Arg Gly Lys Pro Gly Ile Tyr Arg Phe Val Ala Pro Gly Glu  
 465 470 475 480  
 Arg Pro Ser Gly Met Phe Asp Ser Ser Val Leu Cys Glu Cys Tyr Asp  
 485 490 495  
 Ala Gly Cys Ala Trp Tyr Glu Leu Thr Pro Ala Glu Thr Thr Val Arg  
 500 505 510  
 Leu Arg Ala Tyr Met Asn Thr Pro Gly Leu Pro Val Cys Gln Asp His  
 515 520 525  
 Leu Glu Phe Trp Glu Gly Val Phe Thr Gly Leu Thr His Ile Asp Ala  
 530 535 540  
 His Phe Leu Ser Gln Thr Lys Gln Ser Gly Glu Asn Leu Pro Tyr Leu  
 545 550 555 560  
 Val Ala Tyr Gln Ala Thr Val Cys Ala Arg Ala Gln Ala Pro Pro Pro  
 565 570 575  
 Ser Trp Asp Gln Met Trp Lys Cys Leu Ile Arg Leu Lys Pro Thr Leu  
 580 585 590  
 His Gly Pro Thr Pro Leu Leu Tyr Arg Leu Gly Ala Val Gln Asn Glu  
 595 600 605  
 Val Thr Leu Thr His Pro Val Thr Lys Tyr Ile Met Thr Cys Met Ser  
 610 615 620  
 Ala Asp Leu Glu Val Val Thr Ser Thr Trp Val Leu Val Gly Gly Val  
 625 630 635 640  
 Leu Ala Ala Leu Ala Ala Tyr Cys Leu Ser Thr Gly Cys Val Val Ile  
 645 650 655  
 Val Gly Arg Ile Val Leu Ser Gly Lys Pro Ala Ile Ile Pro Asp Arg  
 660 665 670  
 Glu Val Leu Tyr Arg Glu Phe Asp Glu Met Glu Glu Cys  
 675 680 685

<210> 149  
 <211> 685  
 <212> PRT  
 <213> Artificial Sequence

<220>  
 <223> Mutant Hepatitis C virus NS3/4A peptide

<400> 149  
 Ala Pro Ile Thr Ala Tyr Ala Gln Gln Thr Arg Gly Leu Leu Gly Cys  
 1 5 10 15  
 Ile Ile Thr Ser Leu Thr Gly Arg Asp Lys Asn Gln Val Glu Gly Glu  
 20 25 30  
 Val Gln Ile Val Ser Thr Ala Ala Gln Thr Phe Leu Ala Thr Cys Ile  
 35 40 45  
 Asn Gly Val Cys Trp Thr Val Tyr His Gly Ala Gly Thr Arg Thr Ile  
 50 55 60  
 Ala Ser Pro Lys Gly Pro Val Ile Gln Met Tyr Thr Asn Val Asp Gln  
 65 70 75 80  
 Asp Leu Val Gly Trp Pro Ala Pro Gln Gly Ala Arg Ser Leu Thr Pro

				85					90					95			
Cys	Thr	Cys	Gly	Ser	Ser	Asp	Leu	Tyr	Leu	Val	Thr	Arg	Ala	Ala	Asp		
			100					105					110				
Val	Ile	Pro	Val	Arg	Arg	Arg	Gly	Asp	Gly	Arg	Gly	Ser	Leu	Leu	Ser		
		115					120					125					
Pro	Arg	Pro	Ile	Ser	Tyr	Leu	Lys	Gly	Ser	Ser	Gly	Gly	Pro	Leu	Leu		
		130				135					140						
Cys	Pro	Ala	Gly	His	Ala	Val	Gly	Ile	Phe	Arg	Ala	Ala	Val	Cys	Thr		
145					150					155					160		
Arg	Gly	Val	Ala	Lys	Ala	Val	Asp	Phe	Ile	Pro	Val	Glu	Ser	Leu	Glu		
				165					170						175		
Thr	Thr	Met	Arg	Ser	Pro	Val	Phe	Ser	Asp	Asn	Ser	Ser	Pro	Pro	Ala		
		180						185					190				
Val	Pro	Gln	Ser	Tyr	Gln	Val	Ala	His	Leu	His	Ala	Pro	Thr	Gly	Ser		
		195					200					205					
Gly	Lys	Ser	Thr	Lys	Val	Pro	Ala	Ala	Tyr	Ala	Ala	Gln	Gly	Tyr	Lys		
	210					215					220						
Val	Leu	Val	Leu	Asn	Pro	Ser	Val	Ala	Ala	Thr	Met	Gly	Phe	Gly	Ala		
225				230						235					240		
Tyr	Met	Ser	Lys	Ala	His	Gly	Ile	Asp	Pro	Asn	Ile	Arg	Thr	Gly	Val		
				245				250							255		
Arg	Thr	Ile	Thr	Thr	Gly	Ser	Pro	Ile	Thr	Tyr	Ser	Thr	Tyr	Gly	Lys		
			260					265					270				
Phe	Leu	Ala	Asp	Gly	Gly	Cys	Ser	Gly	Gly	Ala	Tyr	Asp	Ile	Ile	Ile		
		275					280					285					
Cys	Asp	Glu	Cys	His	Ser	Thr	Asp	Ala	Thr	Ser	Ile	Leu	Gly	Ile	Gly		
	290					295					300						
Thr	Val	Leu	Asp	Gln	Ala	Glu	Thr	Ala	Gly	Ala	Arg	Leu	Thr	Val	Leu		
305					310					315					320		
Ala	Thr	Ala	Thr	Pro	Pro	Gly	Ser	Val	Thr	Val	Pro	His	Pro	Asn	Ile		
				325						330					335		
Glu	Glu	Val	Ala	Leu	Ser	Thr	Thr	Gly	Glu	Ile	Pro	Phe	Tyr	Gly	Lys		
				340				345					350				
Ala	Ile	Pro	Leu	Glu	Ala	Ile	Lys	Gly	Gly	Arg	His	Leu	Ile	Phe	Cys		
		355					360					365					
His	Ser	Lys	Lys	Lys	Cys	Asp	Glu	Leu	Ala	Ala	Lys	Leu	Val	Ala	Leu		
	370					375					380						
Gly	Val	Asn	Ala	Val	Ala	Tyr	Tyr	Arg	Gly	Leu	Asp	Val	Ser	Val	Ile		
385					390					395					400		
Pro	Thr	Ser	Gly	Asp	Val	Val	Val	Val	Ala	Thr	Asp	Ala	Leu	Met	Thr		
				405					410					415			
Gly	Phe	Thr	Gly	Asp	Phe	Asp	Ser	Val	Ile	Asp	Cys	Asn	Thr	Cys	Val		
			420					425					430				
Thr	Gln	Thr	Val	Asp	Phe	Ser	Leu	Asp	Pro	Thr	Phe	Thr	Ile	Glu	Thr		
		435					440					445					
Ile	Thr	Leu	Pro	Gln	Asp	Ala	Val	Ser	Arg	Thr	Gln	Arg	Arg	Gly	Arg		
450						455					460						
Thr	Gly	Arg	Gly	Lys	Pro	Gly	Ile	Tyr	Arg	Phe	Val	Ala	Pro	Gly	Glu		
465					470					475					480		
Arg	Pro	Ser	Gly	Met	Phe	Asp	Ser	Ser	Val	Leu	Cys	Glu	Cys	Tyr	Asp		
				485					490					495			
Ala	Gly	Cys	Ala	Trp	Tyr	Glu	Leu	Thr	Pro	Ala	Glu	Thr	Thr	Val	Arg		
			500					505					510				
Leu	Arg	Ala	Tyr	Met	Asn	Thr	Pro	Gly	Leu	Pro	Val	Cys	Gln	Asp	His		
		515				520						525					
Leu	Glu	Phe	Trp	Glu	Gly	Val	Phe	Thr	Gly	Leu	Thr	His	Ile	Asp	Ala		
	530					535						540					

His Phe Leu Ser Gln Thr Lys Gln Ser Gly Glu Asn Leu Pro Tyr Leu  
 545 550 555 560  
 Val Ala Tyr Gln Ala Thr Val Cys Ala Arg Ala Gln Ala Pro Pro Pro  
 565 570 575  
 Ser Trp Asp Gln Met Trp Lys Cys Leu Ile Arg Leu Lys Pro Thr Leu  
 580 585 590  
 His Gly Pro Thr Pro Leu Leu Tyr Arg Leu Gly Ala Val Gln Asn Glu  
 595 600 605  
 Val Thr Leu Thr His Pro Val Thr Lys Tyr Ile Met Thr Cys Met Ser  
 610 615 620  
 Ala Asp Leu Glu Val Val Thr Ser Thr Trp Val Leu Val Gly Gly Val  
 625 630 635 640  
 Leu Ala Ala Leu Ala Ala Tyr Cys Leu Ser Thr Gly Cys Val Val Ile  
 645 650 655  
 Val Gly Arg Ile Val Leu Ser Gly Lys Pro Ala Ile Ile Pro Asp Arg  
 660 665 670  
 Glu Val Leu Tyr Arg Glu Phe Asp Glu Met Glu Glu Cys  
 675 680 685

<210> 150  
 <211> 685  
 <212> PRT  
 <213> Artificial Sequence  
  
 <220>  
 <223> Mutant Hepatitis C virus NS3/4A peptide

<400> 150  
 Ala Pro Ile Thr Ala Tyr Ala Gln Gln Thr Arg Gly Leu Leu Gly Cys  
 1 5 10 15  
 Ile Ile Thr Ser Leu Thr Gly Arg Asp Lys Asn Gln Val Glu Gly Glu  
 20 25 30  
 Val Gln Ile Val Ser Thr Ala Ala Gln Thr Phe Leu Ala Thr Cys Ile  
 35 40 45  
 Asn Gly Val Cys Trp Thr Val Tyr His Gly Ala Gly Thr Arg Thr Ile  
 50 55 60  
 Ala Ser Pro Lys Gly Pro Val Ile Gln Met Tyr Thr Asn Val Asp Gln  
 65 70 75 80  
 Asp Leu Val Gly Trp Pro Ala Pro Gln Gly Ala Arg Ser Leu Thr Pro  
 85 90 95  
 Cys Thr Cys Gly Ser Ser Asp Leu Tyr Leu Val Thr Arg His Gly Asp  
 100 105 110  
 Val Ile Pro Val Arg Arg Arg Gly Asp Gly Arg Gly Ser Leu Leu Ser  
 115 120 125  
 Pro Arg Pro Ile Ser Tyr Leu Lys Gly Ser Ser Gly Gly Pro Leu Leu  
 130 135 140  
 Cys Pro Ala Gly His Ala Val Gly Ile Phe Arg Ala Ala Val Cys Thr  
 145 150 155 160  
 Arg Gly Val Ala Lys Ala Val Asp Phe Ile Pro Val Glu Ser Leu Glu  
 165 170 175  
 Thr Thr Met Arg Ser Pro Val Phe Ser Asp Asn Ser Ser Pro Pro Ala  
 180 185 190  
 Val Pro Gln Ser Tyr Gln Val Ala His Leu His Ala Pro Thr Gly Ser  
 195 200 205  
 Gly Lys Ser Thr Lys Val Pro Ala Ala Tyr Ala Ala Gln Gly Tyr Lys  
 210 215 220

Val Leu Val Leu Asn Pro Ser Val Ala Ala Thr Met Gly Phe Gly Ala  
 225 230 235 240  
 Tyr Met Ser Lys Ala His Gly Ile Asp Pro Asn Ile Arg Thr Gly Val  
 245 250 255  
 Arg Thr Ile Thr Thr Gly Ser Pro Ile Thr Tyr Ser Thr Tyr Gly Lys  
 260 265 270  
 Phe Leu Ala Asp Gly Gly Cys Ser Gly Gly Ala Tyr Asp Ile Ile Ile  
 275 280 285  
 Cys Asp Glu Cys His Ser Thr Asp Ala Thr Ser Ile Leu Gly Ile Gly  
 290 295 300  
 Thr Val Leu Asp Gln Ala Glu Thr Ala Gly Ala Arg Leu Thr Val Leu  
 305 310 315 320  
 Ala Thr Ala Thr Pro Pro Gly Ser Val Thr Val Pro His Pro Asn Ile  
 325 330 335  
 Glu Glu Val Ala Leu Ser Thr Thr Gly Glu Ile Pro Phe Tyr Gly Lys  
 340 345 350  
 Ala Ile Pro Leu Glu Ala Ile Lys Gly Gly Arg His Leu Ile Phe Cys  
 355 360 365  
 His Ser Lys Lys Lys Cys Asp Glu Leu Ala Ala Lys Leu Val Ala Leu  
 370 375 380  
 Gly Val Asn Ala Val Ala Tyr Tyr Arg Gly Leu Asp Val Ser Val Ile  
 385 390 395 400  
 Pro Thr Ser Gly Asp Val Val Val Val Ala Thr Asp Ala Leu Met Thr  
 405 410 415  
 Gly Phe Thr Gly Asp Phe Asp Ser Val Ile Asp Cys Asn Thr Cys Val  
 420 425 430  
 Thr Gln Thr Val Asp Phe Ser Leu Asp Pro Thr Phe Thr Ile Glu Thr  
 435 440 445  
 Ile Thr Leu Pro Gln Asp Ala Val Ser Arg Thr Gln Arg Arg Gly Arg  
 450 455 460  
 Thr Gly Arg Gly Lys Pro Gly Ile Tyr Arg Phe Val Ala Pro Gly Glu  
 465 470 475 480  
 Arg Pro Ser Gly Met Phe Asp Ser Ser Val Leu Cys Glu Cys Tyr Asp  
 485 490 495  
 Ala Gly Cys Ala Trp Tyr Glu Leu Thr Pro Ala Glu Thr Thr Val Arg  
 500 505 510  
 Leu Arg Ala Tyr Met Asn Thr Pro Gly Leu Pro Val Cys Gln Asp His  
 515 520 525  
 Leu Glu Phe Trp Glu Gly Val Phe Thr Gly Leu Thr His Ile Asp Ala  
 530 535 540  
 His Phe Leu Ser Gln Thr Lys Gln Ser Gly Glu Asn Leu Pro Tyr Leu  
 545 550 555 560  
 Val Ala Tyr Gln Ala Thr Val Cys Ala Arg Ala Gln Ala Pro Pro Pro  
 565 570 575  
 Ser Trp Asp Gln Met Trp Lys Cys Leu Ile Arg Leu Lys Pro Thr Leu  
 580 585 590  
 His Gly Pro Thr Pro Leu Leu Tyr Arg Leu Gly Ala Val Gln Asn Glu  
 595 600 605  
 Val Thr Leu Thr His Pro Val Thr Lys Tyr Ile Met Thr Cys Met Ser  
 610 615 620  
 Ala Asp Leu Glu Val Val Thr Ser Thr Trp Val Leu Val Gly Gly Val  
 625 630 635 640  
 Leu Ala Ala Leu Ala Ala Tyr Cys Leu Ser Thr Gly Cys Val Val Ile  
 645 650 655  
 Val Gly Arg Ile Val Leu Ser Gly Lys Pro Ala Ile Ile Pro Asp Arg  
 660 665 670  
 Glu Val Leu Tyr Arg Glu Phe Asp Glu Met Glu Glu Cys

675

680

685

<210> 151  
 <211> 685  
 <212> PRT  
 <213> Artificial Sequence

<220>  
 <223> Mutant Hepatitis C virus NS3/4A peptide

<400> 151

Ala Pro Ile Thr Ala Tyr Ala Gln Gln Thr Arg Gly Leu Leu Gly Cys  
 1 5 10 15  
 Ile Ile Thr Ser Leu Thr Gly Arg Asp Lys Asn Gln Val Glu Gly Glu  
 20 25 30  
 Val Gln Ile Val Ser Thr Ala Ala Gln Thr Phe Leu Ala Thr Cys Ile  
 35 40 45  
 Asn Gly Val Cys Trp Thr Val Tyr His Gly Ala Gly Thr Arg Thr Ile  
 50 55 60  
 Ala Ser Pro Lys Gly Pro Val Ile Gln Met Tyr Thr Asn Val Asp Gln  
 65 70 75 80  
 Asp Leu Val Gly Trp Pro Ala Pro Gln Gly Ala Arg Ser Leu Thr Pro  
 85 90 95  
 Cys Thr Cys Gly Ser Ser Asp Leu Tyr Leu Val Thr Arg His Ala Ala  
 100 105 110  
 Val Ile Pro Val Arg Arg Arg Gly Asp Gly Arg Gly Ser Leu Leu Ser  
 115 120 125  
 Pro Arg Pro Ile Ser Tyr Leu Lys Gly Ser Ser Gly Gly Pro Leu Leu  
 130 135 140  
 Cys Pro Ala Gly His Ala Val Gly Ile Phe Arg Ala Ala Val Cys Thr  
 145 150 155 160  
 Arg Gly Val Ala Lys Ala Val Asp Phe Ile Pro Val Glu Ser Leu Glu  
 165 170 175  
 Thr Thr Met Arg Ser Pro Val Phe Ser Asp Asn Ser Ser Pro Pro Ala  
 180 185 190  
 Val Pro Gln Ser Tyr Gln Val Ala His Leu His Ala Pro Thr Gly Ser  
 195 200 205  
 Gly Lys Ser Thr Lys Val Pro Ala Ala Tyr Ala Ala Gln Gly Tyr Lys  
 210 215 220  
 Val Leu Val Leu Asn Pro Ser Val Ala Ala Thr Met Gly Phe Gly Ala  
 225 230 235 240  
 Tyr Met Ser Lys Ala His Gly Ile Asp Pro Asn Ile Arg Thr Gly Val  
 245 250 255  
 Arg Thr Ile Thr Thr Gly Ser Pro Ile Thr Tyr Ser Thr Tyr Gly Lys  
 260 265 270  
 Phe Leu Ala Asp Gly Gly Cys Ser Gly Gly Ala Tyr Asp Ile Ile Ile  
 275 280 285  
 Cys Asp Glu Cys His Ser Thr Asp Ala Thr Ser Ile Leu Gly Ile Gly  
 290 295 300  
 Thr Val Leu Asp Gln Ala Glu Thr Ala Gly Ala Arg Leu Thr Val Leu  
 305 310 315 320  
 Ala Thr Ala Thr Pro Pro Gly Ser Val Thr Val Pro His Pro Asn Ile  
 325 330 335  
 Glu Glu Val Ala Leu Ser Thr Thr Gly Glu Ile Pro Phe Tyr Gly Lys  
 340 345 350  
 Ala Ile Pro Leu Glu Ala Ile Lys Gly Gly Arg His Leu Ile Phe Cys

	355						360					365			
His	Ser	Lys	Lys	Lys	Cys	Asp	Glu	Leu	Ala	Ala	Lys	Leu	Val	Ala	Leu
	370					375					380				
Gly	Val	Asn	Ala	Val	Ala	Tyr	Tyr	Arg	Gly	Leu	Asp	Val	Ser	Val	Ile
385					390					395					400
Pro	Thr	Ser	Gly	Asp	Val	Val	Val	Val	Ala	Thr	Asp	Ala	Leu	Met	Thr
				405					410					415	
Gly	Phe	Thr	Gly	Asp	Phe	Asp	Ser	Val	Ile	Asp	Cys	Asn	Thr	Cys	Val
			420					425					430		
Thr	Gln	Thr	Val	Asp	Phe	Ser	Leu	Asp	Pro	Thr	Phe	Thr	Ile	Glu	Thr
			435				440						445		
Ile	Thr	Leu	Pro	Gln	Asp	Ala	Val	Ser	Arg	Thr	Gln	Arg	Arg	Gly	Arg
	450					455					460				
Thr	Gly	Arg	Gly	Lys	Pro	Gly	Ile	Tyr	Arg	Phe	Val	Ala	Pro	Gly	Glu
465					470				475						480
Arg	Pro	Ser	Gly	Met	Phe	Asp	Ser	Ser	Val	Leu	Cys	Glu	Cys	Tyr	Asp
				485					490					495	
Ala	Gly	Cys	Ala	Trp	Tyr	Glu	Leu	Thr	Pro	Ala	Glu	Thr	Thr	Val	Arg
			500					505						510	
Leu	Arg	Ala	Tyr	Met	Asn	Thr	Pro	Gly	Leu	Pro	Val	Cys	Gln	Asp	His
	515						520						525		
Leu	Glu	Phe	Trp	Glu	Gly	Val	Phe	Thr	Gly	Leu	Thr	His	Ile	Asp	Ala
	530				535						540				
His	Phe	Leu	Ser	Gln	Thr	Lys	Gln	Ser	Gly	Glu	Asn	Leu	Pro	Tyr	Leu
545				550						555					560
Val	Ala	Tyr	Gln	Ala	Thr	Val	Cys	Ala	Arg	Ala	Gln	Ala	Pro	Pro	Pro
				565					570						575
Ser	Trp	Asp	Gln	Met	Trp	Lys	Cys	Leu	Ile	Arg	Leu	Lys	Pro	Thr	Leu
			580					585					590		
His	Gly	Pro	Thr	Pro	Leu	Leu	Tyr	Arg	Leu	Gly	Ala	Val	Gln	Asn	Glu
	595						600					605			
Val	Thr	Leu	Thr	His	Pro	Val	Thr	Lys	Tyr	Ile	Met	Thr	Cys	Met	Ser
	610					615						620			
Ala	Asp	Leu	Glu	Val	Val	Thr	Ser	Thr	Trp	Val	Leu	Val	Gly	Gly	Val
625					630					635					640
Leu	Ala	Ala	Leu	Ala	Tyr	Cys	Leu	Ser	Thr	Gly	Cys	Val	Val	Val	Ile
				645					650					655	
Val	Gly	Arg	Ile	Val	Leu	Ser	Gly	Lys	Pro	Ala	Ile	Ile	Pro	Asp	Arg
			660					665					670		
Glu	Val	Leu	Tyr	Arg	Glu	Phe	Asp	Glu	Met	Glu	Glu	Cys			
	675						680					685			

<210> 152  
 <211> 685  
 <212> PRT  
 <213> Artificial Sequence

<220>  
 <223> Mutant Hepatitis C virus NS3/4A peptide

<400> 152  
 Ala Pro Ile Thr Ala Tyr Ala Gln Gln Thr Arg Gly Leu Leu Gly Cys  
 1 5 10 15  
 Ile Ile Thr Ser Leu Thr Gly Arg Asp Lys Asn Gln Val Glu Gly Glu  
 20 25 30  
 Val Gln Ile Val Ser Thr Ala Ala Gln Thr Phe Leu Ala Thr Cys Ile



	35					40				45					
Asn	Gly	Val	Cys	Trp	Thr	Val	Tyr	His	Gly	Ala	Gly	Thr	Arg	Thr	Ile
	50					55					60				
Ala	Ser	Pro	Lys	Gly	Pro	Val	Ile	Gln	Met	Tyr	Thr	Asn	Val	Asp	Gln
65					70					75					80
Asp	Leu	Val	Gly	Trp	Pro	Ala	Pro	Gln	Gly	Ala	Arg	Ser	Leu	Thr	Pro
				85					90					95	
Cys	Thr	Cys	Gly	Ser	Ser	Asp	Leu	Tyr	Leu	Val	Thr	Arg	His	Ala	Asp
			100					105					110		
Ala	Ile	Pro	Val	Arg	Arg	Arg	Gly	Asp	Gly	Arg	Gly	Ser	Leu	Leu	Ser
			115				120						125		
Pro	Arg	Pro	Ile	Ser	Tyr	Leu	Lys	Gly	Ser	Ser	Gly	Gly	Pro	Leu	Leu
						135					140				
Cys	Pro	Ala	Gly	His	Ala	Val	Gly	Ile	Phe	Arg	Ala	Ala	Val	Cys	Thr
145					150					155					160
Arg	Gly	Val	Ala	Lys	Ala	Val	Asp	Phe	Ile	Pro	Val	Glu	Ser	Leu	Glu
				165					170						175
Thr	Thr	Met	Arg	Ser	Pro	Val	Phe	Ser	Asp	Asn	Ser	Ser	Pro	Pro	Ala
			180					185						190	
Val	Pro	Gln	Ser	Tyr	Gln	Val	Ala	His	Leu	His	Ala	Pro	Thr	Gly	Ser
			195				200					205			
Gly	Lys	Ser	Thr	Lys	Val	Pro	Ala	Ala	Tyr	Ala	Ala	Gln	Gly	Tyr	Lys
	210					215					220				
Val	Leu	Val	Leu	Asn	Pro	Ser	Val	Ala	Ala	Thr	Met	Gly	Phe	Gly	Ala
225				230						235					240
Tyr	Met	Ser	Lys	Ala	His	Gly	Ile	Asp	Pro	Asn	Ile	Arg	Thr	Gly	Val
				245					250					255	
Arg	Thr	Ile	Thr	Thr	Gly	Ser	Pro	Ile	Thr	Tyr	Ser	Thr	Tyr	Gly	Lys
			260					265						270	
Phe	Leu	Ala	Asp	Gly	Gly	Cys	Ser	Gly	Gly	Ala	Tyr	Asp	Ile	Ile	Ile
		275					280					285			
Cys	Asp	Glu	Cys	His	Ser	Thr	Asp	Ala	Thr	Ser	Ile	Leu	Gly	Ile	Gly
	290					295					300				
Thr	Val	Leu	Asp	Gln	Ala	Glu	Thr	Ala	Gly	Ala	Arg	Leu	Thr	Val	Leu
305					310					315					320
Ala	Thr	Ala	Thr	Pro	Pro	Gly	Ser	Val	Thr	Val	Pro	His	Pro	Asn	Ile
				325					330					335	
Glu	Glu	Val	Ala	Leu	Ser	Thr	Thr	Gly	Glu	Ile	Pro	Phe	Tyr	Gly	Lys
			340					345						350	
Ala	Ile	Pro	Leu	Glu	Ala	Ile	Lys	Gly	Gly	Arg	His	Leu	Ile	Phe	Cys
		355					360					365			
His	Ser	Lys	Lys	Lys	Cys	Asp	Glu	Leu	Ala	Ala	Lys	Leu	Val	Ala	Leu
	370					375						380			
Gly	Val	Asn	Ala	Val	Ala	Tyr	Tyr	Arg	Gly	Leu	Asp	Val	Ser	Val	Ile
385					390					395					400
Pro	Thr	Ser	Gly	Asp	Val	Val	Val	Val	Ala	Thr	Asp	Ala	Leu	Met	Thr
				405					410					415	
Gly	Phe	Thr	Gly	Asp	Phe	Asp	Ser	Val	Ile	Asp	Cys	Asn	Thr	Cys	Val
			420					425					430		
Thr	Gln	Thr	Val	Asp	Phe	Ser	Leu	Asp	Pro	Thr	Phe	Thr	Ile	Glu	Thr
		435					440					445			
Ile	Thr	Leu	Pro	Gln	Asp	Ala	Val	Ser	Arg	Thr	Gln	Arg	Arg	Gly	Arg
	450					455					460				
Thr	Gly	Arg	Gly	Lys	Pro	Gly	Ile	Tyr	Arg	Phe	Val	Ala	Pro	Gly	Glu
465					470					475					480
Arg	Pro	Ser	Gly	Met	Phe	Asp	Ser	Ser	Val	Leu	Cys	Glu	Cys	Tyr	Asp
				485					490						495

Ala Gly Cys Ala Trp Tyr Glu Leu Thr Pro Ala Glu Thr Thr Val Arg  
 500 505 510  
 Leu Arg Ala Tyr Met Asn Thr Pro Gly Leu Pro Val Cys Gln Asp His  
 515 520 525  
 Leu Glu Phe Trp Glu Gly Val Phe Thr Gly Leu Thr His Ile Asp Ala  
 530 535 540  
 His Phe Leu Ser Gln Thr Lys Gln Ser Gly Glu Asn Leu Pro Tyr Leu  
 545 550 555 560  
 Val Ala Tyr Gln Ala Thr Val Cys Ala Arg Ala Gln Ala Pro Pro Pro  
 565 570 575  
 Ser Trp Asp Gln Met Trp Lys Cys Leu Ile Arg Leu Lys Pro Thr Leu  
 580 585 590  
 His Gly Pro Thr Pro Leu Leu Tyr Arg Leu Gly Ala Val Gln Asn Glu  
 595 600 605  
 Val Thr Leu Thr His Pro Val Thr Lys Tyr Ile Met Thr Cys Met Ser  
 610 615 620  
 Ala Asp Leu Glu Val Val Thr Ser Thr Trp Val Leu Val Gly Gly Val  
 625 630 635 640  
 Leu Ala Ala Leu Ala Ala Tyr Cys Leu Ser Thr Gly Cys Val Val Ile  
 645 650 655  
 Val Gly Arg Ile Val Leu Ser Gly Lys Pro Ala Ile Ile Pro Asp Arg  
 660 665 670  
 Glu Val Leu Tyr Arg Glu Phe Asp Glu Met Glu Glu Cys  
 675 680 685

<210> 153  
 <211> 685  
 <212> PRT  
 <213> Artificial Sequence

<220>  
 <223> Mutant Hepatitis C virus NS3/4A peptide

<400> 153  
 Ala Pro Ile Thr Ala Tyr Ala Gln Gln Thr Arg Gly Leu Leu Gly Cys  
 1 5 10 15  
 Ile Ile Thr Ser Leu Thr Gly Arg Asp Lys Asn Gln Val Glu Gly Glu  
 20 25 30  
 Val Gln Ile Val Ser Thr Ala Ala Gln Thr Phe Leu Ala Thr Cys Ile  
 35 40 45  
 Asn Gly Val Cys Trp Thr Val Tyr His Gly Ala Gly Thr Arg Thr Ile  
 50 55 60  
 Ala Ser Pro Lys Gly Pro Val Ile Gln Met Tyr Thr Asn Val Asp Gln  
 65 70 75 80  
 Asp Leu Val Gly Trp Pro Ala Pro Gln Gly Ala Arg Ser Leu Thr Pro  
 85 90 95  
 Cys Thr Cys Gly Ser Ser Asp Leu Tyr Leu Val Thr Arg His Ala Asp  
 100 105 110  
 Val Ala Pro Val Arg Arg Arg Gly Asp Gly Arg Gly Ser Leu Leu Ser  
 115 120 125  
 Pro Arg Pro Ile Ser Tyr Leu Lys Gly Ser Ser Gly Gly Pro Leu Leu  
 130 135 140  
 Cys Pro Ala Gly His Ala Val Gly Ile Phe Arg Ala Ala Val Cys Thr  
 145 150 155 160  
 Arg Gly Val Ala Lys Ala Val Asp Phe Ile Pro Val Glu Ser Leu Glu  
 165 170 175

Thr Thr Met Arg Ser Pro Val Phe Ser Asp Asn Ser Ser Pro Pro Ala  
 180 185 190  
 Val Pro Gln Ser Tyr Gln Val Ala His Leu His Ala Pro Thr Gly Ser  
 195 200 205  
 Gly Lys Ser Thr Lys Val Pro Ala Ala Tyr Ala Ala Gln Gly Tyr Lys  
 210 215 220  
 Val Leu Val Leu Asn Pro Ser Val Ala Ala Thr Met Gly Phe Gly Ala  
 225 230 235 240  
 Tyr Met Ser Lys Ala His Gly Ile Asp Pro Asn Ile Arg Thr Gly Val  
 245 250 255  
 Arg Thr Ile Thr Thr Gly Ser Pro Ile Thr Tyr Ser Thr Tyr Gly Lys  
 260 265 270  
 Phe Leu Ala Asp Gly Gly Cys Ser Gly Gly Ala Tyr Asp Ile Ile Ile  
 275 280 285  
 Cys Asp Glu Cys His Ser Thr Asp Ala Thr Ser Ile Leu Gly Ile Gly  
 290 295 300  
 Thr Val Leu Asp Gln Ala Glu Thr Ala Gly Ala Arg Leu Thr Val Leu  
 305 310 315 320  
 Ala Thr Ala Thr Pro Pro Gly Ser Val Thr Val Pro His Pro Asn Ile  
 325 330 335  
 Glu Glu Val Ala Leu Ser Thr Thr Gly Glu Ile Pro Phe Tyr Gly Lys  
 340 345 350  
 Ala Ile Pro Leu Glu Ala Ile Lys Gly Gly Arg His Leu Ile Phe Cys  
 355 360 365  
 His Ser Lys Lys Lys Cys Asp Glu Leu Ala Ala Lys Leu Val Ala Leu  
 370 375 380  
 Gly Val Asn Ala Val Ala Tyr Tyr Arg Gly Leu Asp Val Ser Val Ile  
 385 390 395 400  
 Pro Thr Ser Gly Asp Val Val Val Val Ala Thr Asp Ala Leu Met Thr  
 405 410 415  
 Gly Phe Thr Gly Asp Phe Asp Ser Val Ile Asp Cys Asn Thr Cys Val  
 420 425 430  
 Thr Gln Thr Val Asp Phe Ser Leu Asp Pro Thr Phe Thr Ile Glu Thr  
 435 440 445  
 Ile Thr Leu Pro Gln Asp Ala Val Ser Arg Thr Gln Arg Arg Gly Arg  
 450 455 460  
 Thr Gly Arg Gly Lys Pro Gly Ile Tyr Arg Phe Val Ala Pro Gly Glu  
 465 470 475 480  
 Arg Pro Ser Gly Met Phe Asp Ser Ser Val Leu Cys Glu Cys Tyr Asp  
 485 490 495  
 Ala Gly Cys Ala Trp Tyr Glu Leu Thr Pro Ala Glu Thr Thr Val Arg  
 500 505 510  
 Leu Arg Ala Tyr Met Asn Thr Pro Gly Leu Pro Val Cys Gln Asp His  
 515 520 525  
 Leu Glu Phe Trp Glu Gly Val Phe Thr Gly Leu Thr His Ile Asp Ala  
 530 535 540  
 His Phe Leu Ser Gln Thr Lys Gln Ser Gly Glu Asn Leu Pro Tyr Leu  
 545 550 555 560  
 Val Ala Tyr Gln Ala Thr Val Cys Ala Arg Ala Gln Ala Pro Pro Pro  
 565 570 575  
 Ser Trp Asp Gln Met Trp Lys Cys Leu Ile Arg Leu Lys Pro Thr Leu  
 580 585 590  
 His Gly Pro Thr Pro Leu Leu Tyr Arg Leu Gly Ala Val Gln Asn Glu  
 595 600 605  
 Val Thr Leu Thr His Pro Val Thr Lys Tyr Ile Met Thr Cys Met Ser  
 610 615 620  
 Ala Asp Leu Glu Val Val Thr Ser Thr Trp Val Leu Val Gly Gly Val

```

625          630          635          640
Leu Ala Ala Leu Ala Ala Tyr Cys Leu Ser Thr Gly Cys Val Val Ile
          645          650          655
Val Gly Arg Ile Val Leu Ser Gly Lys Pro Ala Ile Ile Pro Asp Arg
          660          665          670
Glu Val Leu Tyr Arg Glu Phe Asp Glu Met Glu Glu Cys
          675          680          685
    
```

```

<210> 154
<211> 685
<212> PRT
<213> Artificial Sequence
    
```

```

<220>
<223> Mutant Hepatitis C virus NS3/4A peptide
    
```

```

<400> 154
Ala Pro Ile Thr Ala Tyr Ala Gln Gln Thr Arg Gly Leu Leu Gly Cys
 1          5          10          15
Ile Ile Thr Ser Leu Thr Gly Arg Asp Lys Asn Gln Val Glu Gly Glu
 20          25          30
Val Gln Ile Val Ser Thr Ala Ala Gln Thr Phe Leu Ala Thr Cys Ile
 35          40          45
Asn Gly Val Cys Trp Thr Val Tyr His Gly Ala Gly Thr Arg Thr Ile
 50          55          60
Ala Ser Pro Lys Gly Pro Val Ile Gln Met Tyr Thr Asn Val Asp Gln
 65          70          75          80
Asp Leu Val Gly Trp Pro Ala Pro Gln Gly Ala Arg Ser Leu Thr Pro
 85          90          95
Cys Thr Cys Gly Ser Ser Asp Leu Tyr Leu Val Thr Arg His Ala Asp
 100         105         110
Val Ile Ala Val Arg Arg Arg Gly Asp Gly Arg Gly Ser Leu Leu Ser
 115         120         125
Pro Arg Pro Ile Ser Tyr Leu Lys Gly Ser Ser Gly Gly Pro Leu Leu
 130         135         140
Cys Pro Ala Gly His Ala Val Gly Ile Phe Arg Ala Ala Val Cys Thr
 145         150         155         160
Arg Gly Val Ala Lys Ala Val Asp Phe Ile Pro Val Glu Ser Leu Glu
 165         170         175
Thr Thr Met Arg Ser Pro Val Phe Ser Asp Asn Ser Ser Pro Pro Ala
 180         185         190
Val Pro Gln Ser Tyr Gln Val Ala His Leu His Ala Pro Thr Gly Ser
 195         200         205
Gly Lys Ser Thr Lys Val Pro Ala Ala Tyr Ala Ala Gln Gly Tyr Lys
 210         215         220
Val Leu Val Leu Asn Pro Ser Val Ala Ala Thr Met Gly Phe Gly Ala
 225         230         235         240
Tyr Met Ser Lys Ala His Gly Ile Asp Pro Asn Ile Arg Thr Gly Val
 245         250         255
Arg Thr Ile Thr Thr Gly Ser Pro Ile Thr Tyr Ser Thr Tyr Gly Lys
 260         265         270
Phe Leu Ala Asp Gly Gly Cys Ser Gly Gly Ala Tyr Asp Ile Ile Ile
 275         280         285
Cys Asp Glu Cys His Ser Thr Asp Ala Thr Ser Ile Leu Gly Ile Gly
 290         295         300
Thr Val Leu Asp Gln Ala Glu Thr Ala Gly Ala Arg Leu Thr Val Leu
    
```

```

305             310             315             320
Ala Thr Ala Thr Pro Pro Gly Ser Val Thr Val Pro His Pro Asn Ile
                 325                 330                 335
Glu Glu Val Ala Leu Ser Thr Thr Gly Glu Ile Pro Phe Tyr Gly Lys
                 340                 345                 350
Ala Ile Pro Leu Glu Ala Ile Lys Gly Gly Arg His Leu Ile Phe Cys
                 355                 360                 365
His Ser Lys Lys Lys Cys Asp Glu Leu Ala Ala Lys Leu Val Ala Leu
                 370                 375                 380
Gly Val Asn Ala Val Ala Tyr Tyr Arg Gly Leu Asp Val Ser Val Ile
385                 390                 395                 400
Pro Thr Ser Gly Asp Val Val Val Val Ala Thr Asp Ala Leu Met Thr
                 405                 410                 415
Gly Phe Thr Gly Asp Phe Asp Ser Val Ile Asp Cys Asn Thr Cys Val
                 420                 425                 430
Thr Gln Thr Val Asp Phe Ser Leu Asp Pro Thr Phe Thr Ile Glu Thr
                 435                 440                 445
Ile Thr Leu Pro Gln Asp Ala Val Ser Arg Thr Gln Arg Arg Gly Arg
                 450                 455                 460
Thr Gly Arg Gly Lys Pro Gly Ile Tyr Arg Phe Val Ala Pro Gly Glu
465                 470                 475                 480
Arg Pro Ser Gly Met Phe Asp Ser Ser Val Leu Cys Glu Cys Tyr Asp
                 485                 490                 495
Ala Gly Cys Ala Trp Tyr Glu Leu Thr Pro Ala Glu Thr Thr Val Arg
                 500                 505                 510
Leu Arg Ala Tyr Met Asn Thr Pro Gly Leu Pro Val Cys Gln Asp His
                 515                 520                 525
Leu Glu Phe Trp Glu Gly Val Phe Thr Gly Leu Thr His Ile Asp Ala
                 530                 535                 540
His Phe Leu Ser Gln Thr Lys Gln Ser Gly Glu Asn Leu Pro Tyr Leu
545                 550                 555                 560
Val Ala Tyr Gln Ala Thr Val Cys Ala Arg Ala Gln Ala Pro Pro Pro
                 565                 570                 575
Ser Trp Asp Gln Met Trp Lys Cys Leu Ile Arg Leu Lys Pro Thr Leu
                 580                 585                 590
His Gly Pro Thr Pro Leu Leu Tyr Arg Leu Gly Ala Val Gln Asn Glu
                 595                 600                 605
Val Thr Leu Thr His Pro Val Thr Lys Tyr Ile Met Thr Cys Met Ser
                 610                 615                 620
Ala Asp Leu Glu Val Val Thr Ser Thr Trp Val Leu Val Gly Gly Val
625                 630                 635                 640
Leu Ala Ala Leu Ala Tyr Cys Leu Ser Thr Gly Cys Val Val Ile
                 645                 650                 655
Val Gly Arg Ile Val Leu Ser Gly Lys Pro Ala Ile Ile Pro Asp Arg
                 660                 665                 670
Glu Val Leu Tyr Arg Glu Phe Asp Glu Met Glu Glu Cys
                 675                 680                 685

```

```

<210> 155
<211> 685
<212> PRT
<213> Artificial Sequence

<220>
<223> Mutant Hepatitis C virus NS3/4A peptide

```

<400> 155

Ala Pro Ile Thr Ala Tyr Ala Gln Gln Thr Arg Gly Leu Leu Gly Cys  
 1 5 10 15  
 Ile Ile Thr Ser Leu Thr Gly Arg Asp Lys Asn Gln Val Glu Gly Glu  
 20 25 30  
 Val Gln Ile Val Ser Thr Ala Ala Gln Thr Phe Leu Ala Thr Cys Ile  
 35 40 45  
 Asn Gly Val Cys Trp Thr Val Tyr His Gly Ala Gly Thr Arg Thr Ile  
 50 55 60  
 Ala Ser Pro Lys Gly Pro Val Ile Gln Met Tyr Thr Asn Val Asp Gln  
 65 70 75 80  
 Asp Leu Val Gly Trp Pro Ala Pro Gln Gly Ala Arg Ser Leu Thr Pro  
 85 90 95  
 Cys Thr Cys Gly Ser Ser Asp Leu Tyr Leu Val Thr Arg His Ala Asp  
 100 105 110  
 Val Ile Pro Ala Arg Arg Arg Gly Asp Gly Arg Gly Ser Leu Leu Ser  
 115 120 125  
 Pro Arg Pro Ile Ser Tyr Leu Lys Gly Ser Ser Gly Gly Pro Leu Leu  
 130 135 140  
 Cys Pro Ala Gly His Ala Val Gly Ile Phe Arg Ala Ala Val Cys Thr  
 145 150 155 160  
 Arg Gly Val Ala Lys Ala Val Asp Phe Ile Pro Val Glu Ser Leu Glu  
 165 170 175  
 Thr Thr Met Arg Ser Pro Val Phe Ser Asp Asn Ser Ser Pro Pro Ala  
 180 185 190  
 Val Pro Gln Ser Tyr Gln Val Ala His Leu His Ala Pro Thr Gly Ser  
 195 200 205  
 Gly Lys Ser Thr Lys Val Pro Ala Ala Tyr Ala Ala Gln Gly Tyr Lys  
 210 215 220  
 Val Leu Val Leu Asn Pro Ser Val Ala Ala Thr Met Gly Phe Gly Ala  
 225 230 235 240  
 Tyr Met Ser Lys Ala His Gly Ile Asp Pro Asn Ile Arg Thr Gly Val  
 245 250 255  
 Arg Thr Ile Thr Thr Gly Ser Pro Ile Thr Tyr Ser Thr Tyr Gly Lys  
 260 265 270  
 Phe Leu Ala Asp Gly Gly Cys Ser Gly Gly Ala Tyr Asp Ile Ile Ile  
 275 280 285  
 Cys Asp Glu Cys His Ser Thr Asp Ala Thr Ser Ile Leu Gly Ile Gly  
 290 295 300  
 Thr Val Leu Asp Gln Ala Glu Thr Ala Gly Ala Arg Leu Thr Val Leu  
 305 310 315 320  
 Ala Thr Ala Thr Pro Pro Gly Ser Val Thr Val Pro His Pro Asn Ile  
 325 330 335  
 Glu Glu Val Ala Leu Ser Thr Thr Gly Glu Ile Pro Phe Tyr Gly Lys  
 340 345 350  
 Ala Ile Pro Leu Glu Ala Ile Lys Gly Gly Arg His Leu Ile Phe Cys  
 355 360 365  
 His Ser Lys Lys Lys Cys Asp Glu Leu Ala Ala Lys Leu Val Ala Leu  
 370 375 380  
 Gly Val Asn Ala Val Ala Tyr Tyr Arg Gly Leu Asp Val Ser Val Ile  
 385 390 395 400  
 Pro Thr Ser Gly Asp Val Val Val Val Ala Thr Asp Ala Leu Met Thr  
 405 410 415  
 Gly Phe Thr Gly Asp Phe Asp Ser Val Ile Asp Cys Asn Thr Cys Val  
 420 425 430  
 Thr Gln Thr Val Asp Phe Ser Leu Asp Pro Thr Phe Thr Ile Glu Thr  
 435 440 445

Ile Thr Leu Pro Gln Asp Ala Val Ser Arg Thr Gln Arg Arg Gly Arg  
 450 455 460  
 Thr Gly Arg Gly Lys Pro Gly Ile Tyr Arg Phe Val Ala Pro Gly Glu  
 465 470 475 480  
 Arg Pro Ser Gly Met Phe Asp Ser Ser Val Leu Cys Glu Cys Tyr Asp  
 485 490 495  
 Ala Gly Cys Ala Trp Tyr Glu Leu Thr Pro Ala Glu Thr Thr Val Arg  
 500 505 510  
 Leu Arg Ala Tyr Met Asn Thr Pro Gly Leu Pro Val Cys Gln Asp His  
 515 520 525  
 Leu Glu Phe Trp Glu Gly Val Phe Thr Gly Leu Thr His Ile Asp Ala  
 530 535 540  
 His Phe Leu Ser Gln Thr Lys Gln Ser Gly Glu Asn Leu Pro Tyr Leu  
 545 550 555 560  
 Val Ala Tyr Gln Ala Thr Val Cys Ala Arg Ala Gln Ala Pro Pro Pro  
 565 570 575  
 Ser Trp Asp Gln Met Trp Lys Cys Leu Ile Arg Leu Lys Pro Thr Leu  
 580 585 590  
 His Gly Pro Thr Pro Leu Leu Tyr Arg Leu Gly Ala Val Gln Asn Glu  
 595 600 605  
 Val Thr Leu Thr His Pro Val Thr Lys Tyr Ile Met Thr Cys Met Ser  
 610 615 620  
 Ala Asp Leu Glu Val Val Thr Ser Thr Trp Val Leu Val Gly Gly Val  
 625 630 635 640  
 Leu Ala Ala Leu Ala Ala Tyr Cys Leu Ser Thr Gly Cys Val Val Ile  
 645 650 655  
 Val Gly Arg Ile Val Leu Ser Gly Lys Pro Ala Ile Ile Pro Asp Arg  
 660 665 670  
 Glu Val Leu Tyr Arg Glu Phe Asp Glu Met Glu Glu Cys  
 675 680 685

<210> 156  
 <211> 685  
 <212> PRT  
 <213> Artificial Sequence

<220>  
 <223> Mutant Hepatitis C virus NS3/4A peptide

<400> 156  
 Ala Pro Ile Thr Ala Tyr Ala Gln Gln Thr Arg Gly Leu Leu Gly Cys  
 1 5 10 15  
 Ile Ile Thr Ser Leu Thr Gly Arg Asp Lys Asn Gln Val Glu Gly Glu  
 20 25 30  
 Val Gln Ile Val Ser Thr Ala Ala Gln Thr Phe Leu Ala Thr Cys Ile  
 35 40 45  
 Asn Gly Val Cys Trp Thr Val Tyr His Gly Ala Gly Thr Arg Thr Ile  
 50 55 60  
 Ala Ser Pro Lys Gly Pro Val Ile Gln Met Tyr Thr Asn Val Asp Gln  
 65 70 75 80  
 Asp Leu Val Gly Trp Pro Ala Pro Gln Gly Ala Arg Ser Leu Thr Pro  
 85 90 95  
 Cys Thr Cys Gly Ser Ser Asp Leu Tyr Leu Val Thr Arg His Ala Asp  
 100 105 110  
 Val Ile Pro Val Ala Arg Arg Gly Asp Gly Arg Gly Ser Leu Leu Ser  
 115 120 125

Pro Arg Pro Ile Ser Tyr Leu Lys Gly Ser Ser Gly Gly Pro Leu Leu  
 130 135 140  
 Cys Pro Ala Gly His Ala Val Gly Ile Phe Arg Ala Ala Val Cys Thr  
 145 150 155 160  
 Arg Gly Val Ala Lys Ala Val Asp Phe Ile Pro Val Glu Ser Leu Glu  
 165 170 175  
 Thr Thr Met Arg Ser Pro Val Phe Ser Asp Asn Ser Ser Pro Pro Ala  
 180 185 190  
 Val Pro Gln Ser Tyr Gln Val Ala His Leu His Ala Pro Thr Gly Ser  
 195 200 205  
 Gly Lys Ser Thr Lys Val Pro Ala Ala Tyr Ala Ala Gln Gly Tyr Lys  
 210 215 220  
 Val Leu Val Leu Asn Pro Ser Val Ala Ala Thr Met Gly Phe Gly Ala  
 225 230 235 240  
 Tyr Met Ser Lys Ala His Gly Ile Asp Pro Asn Ile Arg Thr Gly Val  
 245 250 255  
 Arg Thr Ile Thr Thr Gly Ser Pro Ile Thr Tyr Ser Thr Tyr Gly Lys  
 260 265 270  
 Phe Leu Ala Asp Gly Gly Cys Ser Gly Gly Ala Tyr Asp Ile Ile Ile  
 275 280 285  
 Cys Asp Glu Cys His Ser Thr Asp Ala Thr Ser Ile Leu Gly Ile Gly  
 290 295 300  
 Thr Val Leu Asp Gln Ala Glu Thr Ala Gly Ala Arg Leu Thr Val Leu  
 305 310 315 320  
 Ala Thr Ala Thr Pro Pro Gly Ser Val Thr Val Pro His Pro Asn Ile  
 325 330 335  
 Glu Glu Val Ala Leu Ser Thr Thr Gly Glu Ile Pro Phe Tyr Gly Lys  
 340 345 350  
 Ala Ile Pro Leu Glu Ala Ile Lys Gly Gly Arg His Leu Ile Phe Cys  
 355 360 365  
 His Ser Lys Lys Lys Cys Asp Glu Leu Ala Ala Lys Leu Val Ala Leu  
 370 375 380  
 Gly Val Asn Ala Val Ala Tyr Tyr Arg Gly Leu Asp Val Ser Val Ile  
 385 390 395 400  
 Pro Thr Ser Gly Asp Val Val Val Val Ala Thr Asp Ala Leu Met Thr  
 405 410 415  
 Gly Phe Thr Gly Asp Phe Asp Ser Val Ile Asp Cys Asn Thr Cys Val  
 420 425 430  
 Thr Gln Thr Val Asp Phe Ser Leu Asp Pro Thr Phe Thr Ile Glu Thr  
 435 440 445  
 Ile Thr Leu Pro Gln Asp Ala Val Ser Arg Thr Gln Arg Arg Gly Arg  
 450 455 460  
 Thr Gly Arg Gly Lys Pro Gly Ile Tyr Arg Phe Val Ala Pro Gly Glu  
 465 470 475 480  
 Arg Pro Ser Gly Met Phe Asp Ser Ser Val Leu Cys Glu Cys Tyr Asp  
 485 490 495  
 Ala Gly Cys Ala Trp Tyr Glu Leu Thr Pro Ala Glu Thr Thr Val Arg  
 500 505 510  
 Leu Arg Ala Tyr Met Asn Thr Pro Gly Leu Pro Val Cys Gln Asp His  
 515 520 525  
 Leu Glu Phe Trp Glu Gly Val Phe Thr Gly Leu Thr His Ile Asp Ala  
 530 535 540  
 His Phe Leu Ser Gln Thr Lys Gln Ser Gly Glu Asn Leu Pro Tyr Leu  
 545 550 555 560  
 Val Ala Tyr Gln Ala Thr Val Cys Ala Arg Ala Gln Ala Pro Pro Pro  
 565 570 575  
 Ser Trp Asp Gln Met Trp Lys Cys Leu Ile Arg Leu Lys Pro Thr Leu



```

      580              585              590
His Gly Pro Thr Pro Leu Leu Tyr Arg Leu Gly Ala Val Gln Asn Glu
      595              600              605
Val Thr Leu Thr His Pro Val Thr Lys Tyr Ile Met Thr Cys Met Ser
      610              615              620
Ala Asp Leu Glu Val Val Thr Ser Thr Trp Val Leu Val Gly Gly Val
      625              630              635
Leu Ala Ala Leu Ala Ala Tyr Cys Leu Ser Thr Gly Cys Val Val Ile
      645              650              655
Val Gly Arg Ile Val Leu Ser Gly Lys Pro Ala Ile Ile Pro Asp Arg
      660              665              670
Glu Val Leu Tyr Arg Glu Phe Asp Glu Met Glu Glu Cys
      675              680              685

```

<210> 157  
 <211> 685  
 <212> PRT  
 <213> Artificial Sequence

<220>  
 <223> Mutant Hepatitis C virus NS3/4A peptide

```

<400> 157
Ala Pro Ile Thr Ala Tyr Ala Gln Gln Thr Arg Gly Leu Leu Gly Cys
 1              5              10              15
Ile Ile Thr Ser Leu Thr Gly Arg Asp Lys Asn Gln Val Glu Gly Glu
      20              25              30
Val Gln Ile Val Ser Thr Ala Ala Gln Thr Phe Leu Ala Thr Cys Ile
      35              40              45
Asn Gly Val Cys Trp Thr Val Tyr His Gly Ala Gly Thr Arg Thr Ile
      50              55              60
Ala Ser Pro Lys Gly Pro Val Ile Gln Met Tyr Thr Asn Val Asp Gln
      65              70              75              80
Asp Leu Val Gly Trp Pro Ala Pro Gln Gly Ala Arg Ser Leu Thr Pro
      85              90              95
Cys Thr Cys Gly Ser Ser Asp Leu Tyr Leu Val Thr Arg His Ala Asp
      100             105             110
Val Ile Pro Val Arg Ala Arg Gly Asp Gly Arg Gly Ser Leu Leu Ser
      115             120             125
Pro Arg Pro Ile Ser Tyr Leu Lys Gly Ser Ser Gly Gly Pro Leu Leu
      130             135             140
Cys Pro Ala Gly His Ala Val Gly Ile Phe Arg Ala Ala Val Cys Thr
      145             150             155             160
Arg Gly Val Ala Lys Ala Val Asp Phe Ile Pro Val Glu Ser Leu Glu
      165             170             175
Thr Thr Met Arg Ser Pro Val Phe Ser Asp Asn Ser Ser Pro Pro Ala
      180             185             190
Val Pro Gln Ser Tyr Gln Val Ala His Leu His Ala Pro Thr Gly Ser
      195             200             205
Gly Lys Ser Thr Lys Val Pro Ala Ala Tyr Ala Ala Gln Gly Tyr Lys
      210             215             220
Val Leu Val Leu Asn Pro Ser Val Ala Ala Thr Met Gly Phe Gly Ala
      225             230             235             240
Tyr Met Ser Lys Ala His Gly Ile Asp Pro Asn Ile Arg Thr Gly Val
      245             250             255
Arg Thr Ile Thr Thr Gly Ser Pro Ile Thr Tyr Ser Thr Tyr Gly Lys

```

			260						265				270			
Phe	Leu	Ala	Asp	Gly	Gly	Cys	Ser	Gly	Gly	Ala	Tyr	Asp	Ile	Ile	Ile	
			275						280				285			
Cys	Asp	Glu	Cys	His	Ser	Thr	Asp	Ala	Thr	Ser	Ile	Leu	Gly	Ile	Gly	
			290						295				300			
Thr	Val	Leu	Asp	Gln	Ala	Glu	Thr	Ala	Gly	Ala	Arg	Leu	Thr	Val	Leu	
						310				315					320	
Ala	Thr	Ala	Thr	Pro	Pro	Gly	Ser	Val	Thr	Val	Pro	His	Pro	Asn	Ile	
						325				330				335		
Glu	Glu	Val	Ala	Leu	Ser	Thr	Thr	Gly	Glu	Ile	Pro	Phe	Tyr	Gly	Lys	
			340						345					350		
Ala	Ile	Pro	Leu	Glu	Ala	Ile	Lys	Gly	Gly	Arg	His	Leu	Ile	Phe	Cys	
			355						360					365		
His	Ser	Lys	Lys	Lys	Cys	Asp	Glu	Leu	Ala	Ala	Lys	Leu	Val	Ala	Leu	
						375								380		
Gly	Val	Asn	Ala	Val	Ala	Tyr	Tyr	Arg	Gly	Leu	Asp	Val	Ser	Val	Ile	
						390					395				400	
Pro	Thr	Ser	Gly	Asp	Val	Val	Val	Val	Ala	Thr	Asp	Ala	Leu	Met	Thr	
						405				410				415		
Gly	Phe	Thr	Gly	Asp	Phe	Asp	Ser	Val	Ile	Asp	Cys	Asn	Thr	Cys	Val	
			420						425					430		
Thr	Gln	Thr	Val	Asp	Phe	Ser	Leu	Asp	Pro	Thr	Phe	Thr	Ile	Glu	Thr	
			435						440					445		
Ile	Thr	Leu	Pro	Gln	Asp	Ala	Val	Ser	Arg	Thr	Gln	Arg	Arg	Gly	Arg	
			450						455					460		
Thr	Gly	Arg	Gly	Lys	Pro	Gly	Ile	Tyr	Arg	Phe	Val	Ala	Pro	Gly	Glu	
						470					475				480	
Arg	Pro	Ser	Gly	Met	Phe	Asp	Ser	Ser	Val	Leu	Cys	Glu	Cys	Tyr	Asp	
						485				490				495		
Ala	Gly	Cys	Ala	Trp	Tyr	Glu	Leu	Thr	Pro	Ala	Glu	Thr	Thr	Val	Arg	
			500						505					510		
Leu	Arg	Ala	Tyr	Met	Asn	Thr	Pro	Gly	Leu	Pro	Val	Cys	Gln	Asp	His	
			515						520					525		
Leu	Glu	Phe	Trp	Glu	Gly	Val	Phe	Thr	Gly	Leu	Thr	His	Ile	Asp	Ala	
			530						535					540		
His	Phe	Leu	Ser	Gln	Thr	Lys	Gln	Ser	Gly	Glu	Asn	Leu	Pro	Tyr	Leu	
						550					555				560	
Val	Ala	Tyr	Gln	Ala	Thr	Val	Cys	Ala	Arg	Ala	Gln	Ala	Pro	Pro	Pro	
						565					570				575	
Ser	Trp	Asp	Gln	Met	Trp	Lys	Cys	Leu	Ile	Arg	Leu	Lys	Pro	Thr	Leu	
						580				585				590		
His	Gly	Pro	Thr	Pro	Leu	Leu	Tyr	Arg	Leu	Gly	Ala	Val	Gln	Asn	Glu	
			595						600					605		
Val	Thr	Leu	Thr	His	Pro	Val	Thr	Lys	Tyr	Ile	Met	Thr	Cys	Met	Ser	
						615								620		
Ala	Asp	Leu	Glu	Val	Val	Thr	Ser	Thr	Trp	Val	Leu	Val	Gly	Gly	Val	
						630					635				640	
Leu	Ala	Ala	Leu	Ala	Ala	Tyr	Cys	Leu	Ser	Thr	Gly	Cys	Val	Val	Ile	
						645					650				655	
Val	Gly	Arg	Ile	Val	Leu	Ser	Gly	Lys	Pro	Ala	Ile	Ile	Pro	Asp	Arg	
						660					665				670	
Glu	Val	Leu	Tyr	Arg	Glu	Phe	Asp	Glu	Met	Glu	Glu	Cys				
			675											680		

<210> 158

<211> 685

<212> PRT

<213> Artificial Sequence

<220>

<223> Mutant Hepatitis C virus NS3/4A peptide

<400> 158

```

Ala Pro Ile Thr Ala Tyr Ala Gln Gln Thr Arg Gly Leu Leu Gly Cys
 1           5           10
Ile Ile Thr Ser Leu Thr Gly Arg Asp Lys Asn Gln Val Glu Gly Glu
      20           25           30
Val Gln Ile Val Ser Thr Ala Ala Gln Thr Phe Leu Ala Thr Cys Ile
      35           40           45
Asn Gly Val Cys Trp Thr Val Tyr His Gly Ala Gly Thr Arg Thr Ile
      50           55           60
Ala Ser Pro Lys Gly Pro Val Ile Gln Met Tyr Thr Asn Val Asp Gln
65           70           75           80
Asp Leu Val Gly Trp Pro Ala Pro Gln Gly Ala Arg Ser Leu Thr Pro
      85           90           95
Cys Thr Cys Gly Ser Ser Asp Leu Tyr Leu Val Thr Arg His Ala Asp
      100          105          110
Val Ile Pro Val Arg Arg Ala Gly Asp Gly Arg Gly Ser Leu Leu Ser
      115          120          125
Pro Arg Pro Ile Ser Tyr Leu Lys Gly Ser Ser Gly Gly Pro Leu Leu
      130          135          140
Cys Pro Ala Gly His Ala Val Gly Ile Phe Arg Ala Ala Val Cys Thr
145          150          155          160
Arg Gly Val Ala Lys Ala Val Asp Phe Ile Pro Val Glu Ser Leu Glu
      165          170          175
Thr Thr Met Arg Ser Pro Val Phe Ser Asp Asn Ser Ser Pro Pro Ala
      180          185          190
Val Pro Gln Ser Tyr Gln Val Ala His Leu His Ala Pro Thr Gly Ser
      195          200          205
Gly Lys Ser Thr Lys Val Pro Ala Ala Tyr Ala Ala Gln Gly Tyr Lys
      210          215          220
Val Leu Val Leu Asn Pro Ser Val Ala Ala Thr Met Gly Phe Gly Ala
225          230          235          240
Tyr Met Ser Lys Ala His Gly Ile Asp Pro Asn Ile Arg Thr Gly Val
      245          250          255
Arg Thr Ile Thr Thr Gly Ser Pro Ile Thr Tyr Ser Thr Tyr Gly Lys
      260          265          270
Phe Leu Ala Asp Gly Gly Cys Ser Gly Gly Ala Tyr Asp Ile Ile Ile
      275          280          285
Cys Asp Glu Cys His Ser Thr Asp Ala Thr Ser Ile Leu Gly Ile Gly
      290          295          300
Thr Val Leu Asp Gln Ala Glu Thr Ala Gly Ala Arg Leu Thr Val Leu
305          310          315          320
Ala Thr Ala Thr Pro Pro Gly Ser Val Thr Val Pro His Pro Asn Ile
      325          330          335
Glu Glu Val Ala Leu Ser Thr Thr Gly Glu Ile Pro Phe Tyr Gly Lys
      340          345          350
Ala Ile Pro Leu Glu Ala Ile Lys Gly Gly Arg His Leu Ile Phe Cys
      355          360          365
His Ser Lys Lys Lys Cys Asp Glu Leu Ala Ala Lys Leu Val Ala Leu
      370          375          380
Gly Val Asn Ala Val Ala Tyr Tyr Arg Gly Leu Asp Val Ser Val Ile
385          390          395          400
    
```

Pro Thr Ser Gly Asp Val Val Val Val Ala Thr Asp Ala Leu Met Thr  
 405 410 415  
 Gly Phe Thr Gly Asp Phe Asp Ser Val Ile Asp Cys Asn Thr Cys Val  
 420 425 430  
 Thr Gln Thr Val Asp Phe Ser Leu Asp Pro Thr Phe Thr Ile Glu Thr  
 435 440 445  
 Ile Thr Leu Pro Gln Asp Ala Val Ser Arg Thr Gln Arg Arg Gly Arg  
 450 455 460  
 Thr Gly Arg Gly Lys Pro Gly Ile Tyr Arg Phe Val Ala Pro Gly Glu  
 465 470 475 480  
 Arg Pro Ser Gly Met Phe Asp Ser Ser Val Leu Cys Glu Cys Tyr Asp  
 485 490 495  
 Ala Gly Cys Ala Trp Tyr Glu Leu Thr Pro Ala Glu Thr Thr Val Arg  
 500 505 510  
 Leu Arg Ala Tyr Met Asn Thr Pro Gly Leu Pro Val Cys Gln Asp His  
 515 520 525  
 Leu Glu Phe Trp Glu Gly Val Phe Thr Gly Leu Thr His Ile Asp Ala  
 530 535 540  
 His Phe Leu Ser Gln Thr Lys Gln Ser Gly Glu Asn Leu Pro Tyr Leu  
 545 550 555 560  
 Val Ala Tyr Gln Ala Thr Val Cys Ala Arg Ala Gln Ala Pro Pro Pro  
 565 570 575  
 Ser Trp Asp Gln Met Trp Lys Cys Leu Ile Arg Leu Lys Pro Thr Leu  
 580 585 590  
 His Gly Pro Thr Pro Leu Leu Tyr Arg Leu Gly Ala Val Gln Asn Glu  
 595 600 605  
 Val Thr Leu Thr His Pro Val Thr Lys Tyr Ile Met Thr Cys Met Ser  
 610 615 620  
 Ala Asp Leu Glu Val Val Thr Ser Thr Trp Val Leu Val Gly Gly Val  
 625 630 635 640  
 Leu Ala Ala Leu Ala Ala Tyr Cys Leu Ser Thr Gly Cys Val Val Ile  
 645 650 655  
 Val Gly Arg Ile Val Leu Ser Gly Lys Pro Ala Ile Ile Pro Asp Arg  
 660 665 670  
 Glu Val Leu Tyr Arg Glu Phe Asp Glu Met Glu Glu Cys  
 675 680 685

<210> 159  
 <211> 685  
 <212> PRT  
 <213> Artificial Sequence

<220>  
 <223> Mutant Hepatitis C virus NS3/4A peptide

<400> 159  
 Ala Pro Ile Thr Ala Tyr Ala Gln Gln Thr Arg Gly Leu Leu Gly Cys  
 1 5 10 15  
 Ile Ile Thr Ser Leu Thr Gly Arg Asp Lys Asn Gln Val Glu Gly Glu  
 20 25 30  
 Val Gln Ile Val Ser Thr Ala Ala Gln Thr Phe Leu Ala Thr Cys Ile  
 35 40 45  
 Asn Gly Val Cys Trp Thr Val Tyr His Gly Ala Gly Thr Arg Thr Ile  
 50 55 60  
 Ala Ser Pro Lys Gly Pro Val Ile Gln Met Tyr Thr Asn Val Asp Gln  
 65 70 75 80

Asp Leu Val Gly Trp Pro Ala Pro Gln Gly Ala Arg Ser Leu Thr Pro  
 85 90 95  
 Cys Thr Cys Gly Ser Ser Asp Leu Tyr Leu Val Thr Arg His Ala Asp  
 100 105 110  
 Val Ile Pro Val Arg Arg Arg Ala Asp Gly Arg Gly Ser Leu Leu Ser  
 115 120 125  
 Pro Arg Pro Ile Ser Tyr Leu Lys Gly Ser Ser Gly Gly Pro Leu Leu  
 130 135 140  
 Cys Pro Ala Gly His Ala Val Gly Ile Phe Arg Ala Ala Val Cys Thr  
 145 150 155 160  
 Arg Gly Val Ala Lys Ala Val Asp Phe Ile Pro Val Glu Ser Leu Glu  
 165 170 175  
 Thr Thr Met Arg Ser Pro Val Phe Ser Asp Asn Ser Ser Pro Pro Ala  
 180 185 190  
 Val Pro Gln Ser Tyr Gln Val Ala His Leu His Ala Pro Thr Gly Ser  
 195 200 205  
 Gly Lys Ser Thr Lys Val Pro Ala Ala Tyr Ala Ala Gln Gly Tyr Lys  
 210 215 220  
 Val Leu Val Leu Asn Pro Ser Val Ala Ala Thr Met Gly Phe Gly Ala  
 225 230 235 240  
 Tyr Met Ser Lys Ala His Gly Ile Asp Pro Asn Ile Arg Thr Gly Val  
 245 250 255  
 Arg Thr Ile Thr Thr Gly Ser Pro Ile Thr Tyr Ser Thr Tyr Gly Lys  
 260 265 270  
 Phe Leu Ala Asp Gly Gly Cys Ser Gly Gly Ala Tyr Asp Ile Ile Ile  
 275 280 285  
 Cys Asp Glu Cys His Ser Thr Asp Ala Thr Ser Ile Leu Gly Ile Gly  
 290 295 300  
 Thr Val Leu Asp Gln Ala Glu Thr Ala Gly Ala Arg Leu Thr Val Leu  
 305 310 315 320  
 Ala Thr Ala Thr Pro Pro Gly Ser Val Thr Val Pro His Pro Asn Ile  
 325 330 335  
 Glu Glu Val Ala Leu Ser Thr Thr Gly Glu Ile Pro Phe Tyr Gly Lys  
 340 345 350  
 Ala Ile Pro Leu Glu Ala Ile Lys Gly Gly Arg His Leu Ile Phe Cys  
 355 360 365  
 His Ser Lys Lys Lys Cys Asp Glu Leu Ala Ala Lys Leu Val Ala Leu  
 370 375 380  
 Gly Val Asn Ala Val Ala Tyr Tyr Arg Gly Leu Asp Val Ser Val Ile  
 385 390 395 400  
 Pro Thr Ser Gly Asp Val Val Val Val Ala Thr Asp Ala Leu Met Thr  
 405 410 415  
 Gly Phe Thr Gly Asp Phe Asp Ser Val Ile Asp Cys Asn Thr Cys Val  
 420 425 430  
 Thr Gln Thr Val Asp Phe Ser Leu Asp Pro Thr Phe Thr Ile Glu Thr  
 435 440 445  
 Ile Thr Leu Pro Gln Asp Ala Val Ser Arg Thr Gln Arg Arg Gly Arg  
 450 455 460  
 Thr Gly Arg Gly Lys Pro Gly Ile Tyr Arg Phe Val Ala Pro Gly Glu  
 465 470 475 480  
 Arg Pro Ser Gly Met Phe Asp Ser Ser Val Leu Cys Glu Cys Tyr Asp  
 485 490 495  
 Ala Gly Cys Ala Trp Tyr Glu Leu Thr Pro Ala Glu Thr Thr Val Arg  
 500 505 510  
 Leu Arg Ala Tyr Met Asn Thr Pro Gly Leu Pro Val Cys Gln Asp His  
 515 520 525  
 Leu Glu Phe Trp Glu Gly Val Phe Thr Gly Leu Thr His Ile Asp Ala

530 535 540  
 His Phe Leu Ser Gln Thr Lys Gln Ser Gly Glu Asn Leu Pro Tyr Leu  
 545 550 555 560  
 Val Ala Tyr Gln Ala Thr Val Cys Ala Arg Ala Gln Ala Pro Pro Pro  
 565 570 575  
 Ser Trp Asp Gln Met Trp Lys Cys Leu Ile Arg Leu Lys Pro Thr Leu  
 580 585 590  
 His Gly Pro Thr Pro Leu Leu Tyr Arg Leu Gly Ala Val Gln Asn Glu  
 595 600 605  
 Val Thr Leu Thr His Pro Val Thr Lys Tyr Ile Met Thr Cys Met Ser  
 610 615 620  
 Ala Asp Leu Glu Val Val Thr Ser Thr Trp Val Leu Val Gly Gly Val  
 625 630 635 640  
 Leu Ala Ala Leu Ala Ala Tyr Cys Leu Ser Thr Gly Cys Val Val Ile  
 645 650 655  
 Val Gly Arg Ile Val Leu Ser Gly Lys Pro Ala Ile Ile Pro Asp Arg  
 660 665 670  
 Glu Val Leu Tyr Arg Glu Phe Asp Glu Met Glu Glu Cys  
 675 680 685

<210> 160  
 <211> 685  
 <212> PRT  
 <213> Artificial Sequence

<220>  
 <223> Mutant Hepatitis C virus NS3/4A peptide

<400> 160  
 Ala Pro Ile Thr Ala Tyr Ala Gln Gln Thr Arg Gly Leu Leu Gly Cys  
 1 5 10 15  
 Ile Ile Thr Ser Leu Thr Gly Arg Asp Lys Asn Gln Val Glu Gly Glu  
 20 25 30  
 Val Gln Ile Val Ser Thr Ala Ala Gln Thr Phe Leu Ala Thr Cys Ile  
 35 40 45  
 Asn Gly Val Cys Trp Thr Val Tyr His Gly Ala Gly Thr Arg Thr Ile  
 50 55 60  
 Ala Ser Pro Lys Gly Pro Val Ile Gln Met Tyr Thr Asn Val Asp Gln  
 65 70 75 80  
 Asp Leu Val Gly Trp Pro Ala Pro Gln Gly Ala Arg Ser Leu Thr Pro  
 85 90 95  
 Cys Thr Cys Gly Ser Ser Asp Leu Tyr Leu Val Thr Arg His Ala Asp  
 100 105 110  
 Val Ile Pro Val Arg Arg Arg Gly Ala Gly Arg Gly Ser Leu Leu Ser  
 115 120 125  
 Pro Arg Pro Ile Ser Tyr Leu Lys Gly Ser Ser Gly Gly Pro Leu Leu  
 130 135 140  
 Cys Pro Ala Gly His Ala Val Gly Ile Phe Arg Ala Ala Val Cys Thr  
 145 150 155 160  
 Arg Gly Val Ala Lys Ala Val Asp Phe Ile Pro Val Glu Ser Leu Glu  
 165 170 175  
 Thr Thr Met Arg Ser Pro Val Phe Ser Asp Asn Ser Ser Pro Pro Ala  
 180 185 190  
 Val Pro Gln Ser Tyr Gln Val Ala His Leu His Ala Pro Thr Gly Ser  
 195 200 205  
 Gly Lys Ser Thr Lys Val Pro Ala Ala Tyr Ala Ala Gln Gly Tyr Lys

210	Val	Leu	Val	Leu	Asn	Pro	Ser	Val	Ala	Ala	Thr	Met	Gly	Phe	Gly	Ala
225	Tyr	Met	Ser	Lys	Ala	His	Gly	Ile	Asp	Pro	Asn	Ile	Arg	Thr	Gly	Val
				245					250						255	
Arg	Thr	Ile	Thr	Thr	Gly	Ser	Pro	Ile	Thr	Tyr	Ser	Thr	Tyr	Gly	Lys	
			260					265						270		
Phe	Leu	Ala	Asp	Gly	Gly	Cys	Ser	Gly	Gly	Ala	Tyr	Asp	Ile	Ile	Ile	
		275					280					285				
Cys	Asp	Glu	Cys	His	Ser	Thr	Asp	Ala	Thr	Ser	Ile	Leu	Gly	Ile	Gly	
		290				295					300					
Thr	Val	Leu	Asp	Gln	Ala	Glu	Thr	Ala	Gly	Ala	Arg	Leu	Thr	Val	Leu	
305				310						315					320	
Ala	Thr	Ala	Thr	Pro	Pro	Gly	Ser	Val	Thr	Val	Pro	His	Pro	Asn	Ile	
				325					330						335	
Glu	Glu	Val	Ala	Leu	Ser	Thr	Thr	Gly	Glu	Ile	Pro	Phe	Tyr	Gly	Lys	
			340					345					350			
Ala	Ile	Pro	Leu	Glu	Ala	Ile	Lys	Gly	Gly	Arg	His	Leu	Ile	Phe	Cys	
		355					360					365				
His	Ser	Lys	Lys	Lys	Cys	Asp	Glu	Leu	Ala	Ala	Lys	Leu	Val	Ala	Leu	
		370				375					380					
Gly	Val	Asn	Ala	Val	Ala	Tyr	Tyr	Arg	Gly	Leu	Asp	Val	Ser	Val	Ile	
385				390						395					400	
Pro	Thr	Ser	Gly	Asp	Val	Val	Val	Val	Ala	Thr	Asp	Ala	Leu	Met	Thr	
			405						410					415		
Gly	Phe	Thr	Gly	Asp	Phe	Asp	Ser	Val	Ile	Asp	Cys	Asn	Thr	Cys	Val	
			420					425					430			
Thr	Gln	Thr	Val	Asp	Phe	Ser	Leu	Asp	Pro	Thr	Phe	Thr	Ile	Glu	Thr	
		435					440					445				
Ile	Thr	Leu	Pro	Gln	Asp	Ala	Val	Ser	Arg	Thr	Gln	Arg	Arg	Gly	Arg	
		450			455						460					
Thr	Gly	Arg	Gly	Lys	Pro	Gly	Ile	Tyr	Arg	Phe	Val	Ala	Pro	Gly	Glu	
465				470					475						480	
Arg	Pro	Ser	Gly	Met	Phe	Asp	Ser	Ser	Val	Leu	Cys	Glu	Cys	Tyr	Asp	
			485						490					495		
Ala	Gly	Cys	Ala	Trp	Tyr	Glu	Leu	Thr	Pro	Ala	Glu	Thr	Thr	Val	Arg	
			500					505						510		
Leu	Arg	Ala	Tyr	Met	Asn	Thr	Pro	Gly	Leu	Pro	Val	Cys	Gln	Asp	His	
		515				520						525				
Leu	Glu	Phe	Trp	Glu	Gly	Val	Phe	Thr	Gly	Leu	Thr	His	Ile	Asp	Ala	
		530				535					540					
His	Phe	Leu	Ser	Gln	Thr	Lys	Gln	Ser	Gly	Glu	Asn	Leu	Pro	Tyr	Leu	
545				550						555					560	
Val	Ala	Tyr	Gln	Ala	Thr	Val	Cys	Ala	Arg	Ala	Gln	Ala	Pro	Pro	Pro	
			565						570						575	
Ser	Trp	Asp	Gln	Met	Trp	Lys	Cys	Leu	Ile	Arg	Leu	Lys	Pro	Thr	Leu	
		580						585						590		
His	Gly	Pro	Thr	Pro	Leu	Leu	Tyr	Arg	Leu	Gly	Ala	Val	Gln	Asn	Glu	
		595				600						605				
Val	Thr	Leu	Thr	His	Pro	Val	Thr	Lys	Tyr	Ile	Met	Thr	Cys	Met	Ser	
		610				615					620					
Ala	Asp	Leu	Glu	Val	Val	Thr	Ser	Thr	Trp	Val	Leu	Val	Gly	Gly	Val	
625				630						635					640	
Leu	Ala	Ala	Leu	Ala	Ala	Tyr	Cys	Leu	Ser	Thr	Gly	Cys	Val	Val	Ile	
			645					650						655		
Val	Gly	Arg	Ile	Val	Leu	Ser	Gly	Lys	Pro	Ala	Ile	Ile	Pro	Asp	Arg	
			660					665						670		

Glu Val Leu Tyr Arg Glu Phe Asp Glu Met Glu Glu Cys  
 675 680 685

<210> 161  
 <211> 685  
 <212> PRT  
 <213> Artificial Sequence

<220>  
 <223> Mutant Hepatitis C virus NS3/4A peptide

<400> 161  
 Ala Pro Ile Thr Ala Tyr Ala Gln Gln Thr Arg Gly Leu Leu Gly Cys  
 1 5 10 15  
 Ile Ile Thr Ser Leu Thr Gly Arg Asp Lys Asn Gln Val Glu Gly Glu  
 20 25 30  
 Val Gln Ile Val Ser Thr Ala Ala Gln Thr Phe Leu Ala Thr Cys Ile  
 35 40 45  
 Asn Gly Val Cys Trp Thr Val Tyr His Gly Ala Gly Thr Arg Thr Ile  
 50 55 60  
 Ala Ser Pro Lys Gly Pro Val Ile Gln Met Tyr Thr Asn Val Asp Gln  
 65 70 75 80  
 Asp Leu Val Gly Trp Pro Ala Pro Gln Gly Ala Arg Ser Leu Thr Pro  
 85 90 95  
 Cys Thr Cys Gly Ser Ser Asp Leu Tyr Leu Val Thr Arg His Ala Asp  
 100 105 110  
 Val Ile Pro Val Arg Arg Arg Gly Asp Ala Arg Gly Ser Leu Leu Ser  
 115 120 125  
 Pro Arg Pro Ile Ser Tyr Leu Lys Gly Ser Ser Gly Gly Pro Leu Leu  
 130 135 140  
 Cys Pro Ala Gly His Ala Val Gly Ile Phe Arg Ala Ala Val Cys Thr  
 145 150 155 160  
 Arg Gly Val Ala Lys Ala Val Asp Phe Ile Pro Val Glu Ser Leu Glu  
 165 170 175  
 Thr Thr Met Arg Ser Pro Val Phe Ser Asp Asn Ser Ser Pro Pro Ala  
 180 185 190  
 Val Pro Gln Ser Tyr Gln Val Ala His Leu His Ala Pro Thr Gly Ser  
 195 200 205  
 Gly Lys Ser Thr Lys Val Pro Ala Ala Tyr Ala Ala Gln Gly Tyr Lys  
 210 215 220  
 Val Leu Val Leu Asn Pro Ser Val Ala Ala Thr Met Gly Phe Gly Ala  
 225 230 235 240  
 Tyr Met Ser Lys Ala His Gly Ile Asp Pro Asn Ile Arg Thr Gly Val  
 245 250 255  
 Arg Thr Ile Thr Thr Gly Ser Pro Ile Thr Tyr Ser Thr Tyr Gly Lys  
 260 265 270  
 Phe Leu Ala Asp Gly Gly Cys Ser Gly Gly Ala Tyr Asp Ile Ile Ile  
 275 280 285  
 Cys Asp Glu Cys His Ser Thr Asp Ala Thr Ser Ile Leu Gly Ile Gly  
 290 295 300  
 Thr Val Leu Asp Gln Ala Glu Thr Ala Gly Ala Arg Leu Thr Val Leu  
 305 310 315 320  
 Ala Thr Ala Thr Pro Pro Gly Ser Val Thr Val Pro His Pro Asn Ile  
 325 330 335  
 Glu Glu Val Ala Leu Ser Thr Thr Gly Glu Ile Pro Phe Tyr Gly Lys  
 340 345 350



Ala Ile Pro Leu Glu Ala Ile Lys Gly Gly Arg His Leu Ile Phe Cys  
 355 360 365  
 His Ser Lys Lys Lys Cys Asp Glu Leu Ala Ala Lys Leu Val Ala Leu  
 370 375 380  
 Gly Val Asn Ala Val Ala Tyr Tyr Arg Gly Leu Asp Val Ser Val Ile  
 385 390 395 400  
 Pro Thr Ser Gly Asp Val Val Val Val Ala Thr Asp Ala Leu Met Thr  
 405 410 415  
 Gly Phe Thr Gly Asp Phe Asp Ser Val Ile Asp Cys Asn Thr Cys Val  
 420 425 430  
 Thr Gln Thr Val Asp Phe Ser Leu Asp Pro Thr Phe Thr Ile Glu Thr  
 435 440 445  
 Ile Thr Leu Pro Gln Asp Ala Val Ser Arg Thr Gln Arg Arg Gly Arg  
 450 455 460  
 Thr Gly Arg Gly Lys Pro Gly Ile Tyr Arg Phe Val Ala Pro Gly Glu  
 465 470 475 480  
 Arg Pro Ser Gly Met Phe Asp Ser Ser Val Leu Cys Glu Cys Tyr Asp  
 485 490 495  
 Ala Gly Cys Ala Trp Tyr Glu Leu Thr Pro Ala Glu Thr Thr Val Arg  
 500 505 510  
 Leu Arg Ala Tyr Met Asn Thr Pro Gly Leu Pro Val Cys Gln Asp His  
 515 520 525  
 Leu Glu Phe Trp Glu Gly Val Phe Thr Gly Leu Thr His Ile Asp Ala  
 530 535 540  
 His Phe Leu Ser Gln Thr Lys Gln Ser Gly Glu Asn Leu Pro Tyr Leu  
 545 550 555 560  
 Val Ala Tyr Gln Ala Thr Val Cys Ala Arg Ala Gln Ala Pro Pro Pro  
 565 570 575  
 Ser Trp Asp Gln Met Trp Lys Cys Leu Ile Arg Leu Lys Pro Thr Leu  
 580 585 590  
 His Gly Pro Thr Pro Leu Leu Tyr Arg Leu Gly Ala Val Gln Asn Glu  
 595 600 605  
 Val Thr Leu Thr His Pro Val Thr Lys Tyr Ile Met Thr Cys Met Ser  
 610 615 620  
 Ala Asp Leu Glu Val Val Thr Ser Thr Trp Val Leu Val Gly Gly Val  
 625 630 635 640  
 Leu Ala Ala Leu Ala Ala Tyr Cys Leu Ser Thr Gly Cys Val Val Ile  
 645 650 655  
 Val Gly Arg Ile Val Leu Ser Gly Lys Pro Ala Ile Ile Pro Asp Arg  
 660 665 670  
 Glu Val Leu Tyr Arg Glu Phe Asp Glu Met Glu Glu Cys  
 675 680 685

<210> 162  
 <211> 685  
 <212> PRT  
 <213> Artificial Sequence

<220>  
 <223> Mutant Hepatitis C virus NS3/4A peptide

<400> 162  
 Ala Pro Ile Thr Ala Tyr Ala Gln Gln Thr Arg Gly Leu Leu Gly Cys  
 1 5 10 15  
 Ile Ile Thr Ser Leu Thr Gly Arg Asp Lys Asn Gln Val Glu Gly Glu  
 20 25 30

Val Gln Ile Val Ser Thr Ala Ala Gln Thr Phe Leu Ala Thr Cys Ile  
 35 40 45  
 Asn Gly Val Cys Trp Thr Val Tyr His Gly Ala Gly Thr Arg Thr Ile  
 50 55 60  
 Ala Ser Pro Lys Gly Pro Val Ile Gln Met Tyr Thr Asn Val Asp Gln  
 65 70 75 80  
 Asp Leu Val Gly Trp Pro Ala Pro Gln Gly Ala Arg Ser Leu Thr Pro  
 85 90 95  
 Cys Thr Cys Gly Ser Ser Asp Leu Tyr Leu Val Thr Arg His Ala Asp  
 100 105 110  
 Val Ile Pro Val Arg Arg Arg Gly Asp Gly Ala Gly Ser Leu Leu Ser  
 115 120 125  
 Pro Arg Pro Ile Ser Tyr Leu Lys Gly Ser Ser Gly Gly Pro Leu Leu  
 130 135 140  
 Cys Pro Ala Gly His Ala Val Gly Ile Phe Arg Ala Ala Val Cys Thr  
 145 150 155 160  
 Arg Gly Val Ala Lys Ala Val Asp Phe Ile Pro Val Glu Ser Leu Glu  
 165 170 175  
 Thr Thr Met Arg Ser Pro Val Phe Ser Asp Asn Ser Ser Pro Pro Ala  
 180 185 190  
 Val Pro Gln Ser Tyr Gln Val Ala His Leu His Ala Pro Thr Gly Ser  
 195 200 205  
 Gly Lys Ser Thr Lys Val Pro Ala Ala Tyr Ala Ala Gln Gly Tyr Lys  
 210 215 220  
 Val Leu Val Leu Asn Pro Ser Val Ala Ala Thr Met Gly Phe Gly Ala  
 225 230 235 240  
 Tyr Met Ser Lys Ala His Gly Ile Asp Pro Asn Ile Arg Thr Gly Val  
 245 250 255  
 Arg Thr Ile Thr Thr Gly Ser Pro Ile Thr Tyr Ser Thr Tyr Gly Lys  
 260 265 270  
 Phe Leu Ala Asp Gly Gly Cys Ser Gly Gly Ala Tyr Asp Ile Ile Ile  
 275 280 285  
 Cys Asp Glu Cys His Ser Thr Asp Ala Thr Ser Ile Leu Gly Ile Gly  
 290 295 300  
 Thr Val Leu Asp Gln Ala Glu Thr Ala Gly Ala Arg Leu Thr Val Leu  
 305 310 315 320  
 Ala Thr Ala Thr Pro Pro Gly Ser Val Thr Val Pro His Pro Asn Ile  
 325 330 335  
 Glu Glu Val Ala Leu Ser Thr Thr Gly Glu Ile Pro Phe Tyr Gly Lys  
 340 345 350  
 Ala Ile Pro Leu Glu Ala Ile Lys Gly Gly Arg His Leu Ile Phe Cys  
 355 360 365  
 His Ser Lys Lys Lys Cys Asp Glu Leu Ala Ala Lys Leu Val Ala Leu  
 370 375 380  
 Gly Val Asn Ala Val Ala Tyr Tyr Arg Gly Leu Asp Val Ser Val Ile  
 385 390 395 400  
 Pro Thr Ser Gly Asp Val Val Val Val Ala Thr Asp Ala Leu Met Thr  
 405 410 415  
 Gly Phe Thr Gly Asp Phe Asp Ser Val Ile Asp Cys Asn Thr Cys Val  
 420 425 430  
 Thr Gln Thr Val Asp Phe Ser Leu Asp Pro Thr Phe Thr Ile Glu Thr  
 435 440 445  
 Ile Thr Leu Pro Gln Asp Ala Val Ser Arg Thr Gln Arg Arg Gly Arg  
 450 455 460  
 Thr Gly Arg Gly Lys Pro Gly Ile Tyr Arg Phe Val Ala Pro Gly Glu  
 465 470 475 480  
 Arg Pro Ser Gly Met Phe Asp Ser Ser Val Leu Cys Glu Cys Tyr Asp

485 490 495  
 Ala Gly Cys Ala Trp Tyr Glu Leu Thr Pro Ala Glu Thr Thr Val Arg  
 500 505 510  
 Leu Arg Ala Tyr Met Asn Thr Pro Gly Leu Pro Val Cys Gln Asp His  
 515 520 525  
 Leu Glu Phe Trp Glu Gly Val Phe Thr Gly Leu Thr His Ile Asp Ala  
 530 535 540  
 His Phe Leu Ser Gln Thr Lys Gln Ser Gly Glu Asn Leu Pro Tyr Leu  
 545 550 555  
 Val Ala Tyr Gln Ala Thr Val Cys Ala Arg Ala Gln Ala Pro Pro Pro  
 565 570 575  
 Ser Trp Asp Gln Met Trp Lys Cys Leu Ile Arg Leu Lys Pro Thr Leu  
 580 585 590  
 His Gly Pro Thr Pro Leu Leu Tyr Arg Leu Gly Ala Val Gln Asn Glu  
 595 600 605  
 Val Thr Leu Thr His Pro Val Thr Lys Tyr Ile Met Thr Cys Met Ser  
 610 615 620  
 Ala Asp Leu Glu Val Val Thr Ser Thr Trp Val Leu Val Gly Gly Val  
 625 630 635 640  
 Leu Ala Ala Leu Ala Ala Tyr Cys Leu Ser Thr Gly Cys Val Val Ile  
 645 650 655  
 Val Gly Arg Ile Val Leu Ser Gly Lys Pro Ala Ile Ile Pro Asp Arg  
 660 665 670  
 Glu Val Leu Tyr Arg Glu Phe Asp Glu Met Glu Glu Cys  
 675 680 685

<210> 163  
 <211> 685  
 <212> PRT  
 <213> Artificial Sequence

<220>  
 <223> Mutant Hepatitis C virus NS3/4A peptide

<400> 163  
 Ala Pro Ile Thr Ala Tyr Ala Gln Gln Thr Arg Gly Leu Leu Gly Cys  
 1 5 10 15  
 Ile Ile Thr Ser Leu Thr Gly Arg Asp Lys Asn Gln Val Glu Gly Glu  
 20 25 30  
 Val Gln Ile Val Ser Thr Ala Ala Gln Thr Phe Leu Ala Thr Cys Ile  
 35 40 45  
 Asn Gly Val Cys Trp Thr Val Tyr His Gly Ala Gly Thr Arg Thr Ile  
 50 55 60  
 Ala Ser Pro Lys Gly Pro Val Ile Gln Met Tyr Thr Asn Val Asp Gln  
 65 70 75 80  
 Asp Leu Val Gly Trp Pro Ala Pro Gln Gly Ala Arg Ser Leu Thr Pro  
 85 90 95  
 Cys Thr Cys Gly Ser Ser Asp Leu Tyr Leu Val Thr Arg His Ala Asp  
 100 105 110  
 Val Ile Pro Val Arg Arg Arg Gly Asp Gly Arg Ala Ser Leu Leu Ser  
 115 120 125  
 Pro Arg Pro Ile Ser Tyr Leu Lys Gly Ser Ser Gly Gly Pro Leu Leu  
 130 135 140  
 Cys Pro Ala Gly His Ala Val Gly Ile Phe Arg Ala Ala Val Cys Thr  
 145 150 155 160  
 Arg Gly Val Ala Lys Ala Val Asp Phe Ile Pro Val Glu Ser Leu Glu

				165					170					175	
Thr	Thr	Met	Arg	Ser	Pro	Val	Phe	Ser	Asp	Asn	Ser	Ser	Pro	Pro	Ala
			180						185				190		
Val	Pro	Gln	Ser	Tyr	Gln	Val	Ala	His	Leu	His	Ala	Pro	Thr	Gly	Ser
		195					200					205			
Gly	Lys	Ser	Thr	Lys	Val	Pro	Ala	Ala	Tyr	Ala	Ala	Gln	Gly	Tyr	Lys
	210					215					220				
Val	Leu	Val	Leu	Asn	Pro	Ser	Val	Ala	Ala	Thr	Met	Gly	Phe	Gly	Ala
225					230					235					240
Tyr	Met	Ser	Lys	Ala	His	Gly	Ile	Asp	Pro	Asn	Ile	Arg	Thr	Gly	Val
				245					250					255	
Arg	Thr	Ile	Thr	Thr	Gly	Ser	Pro	Ile	Thr	Tyr	Ser	Thr	Tyr	Gly	Lys
			260					265					270		
Phe	Leu	Ala	Asp	Gly	Gly	Cys	Ser	Gly	Gly	Ala	Tyr	Asp	Ile	Ile	Ile
		275					280					285			
Cys	Asp	Glu	Cys	His	Ser	Thr	Asp	Ala	Thr	Ser	Ile	Leu	Gly	Ile	Gly
	290					295					300				
Thr	Val	Leu	Asp	Gln	Ala	Glu	Thr	Ala	Gly	Ala	Arg	Leu	Thr	Val	Leu
305				310						315					320
Ala	Thr	Ala	Thr	Pro	Pro	Gly	Ser	Val	Thr	Val	Pro	His	Pro	Asn	Ile
				325					330					335	
Glu	Glu	Val	Ala	Leu	Ser	Thr	Thr	Gly	Glu	Ile	Pro	Phe	Tyr	Gly	Lys
			340					345					350		
Ala	Ile	Pro	Leu	Glu	Ala	Ile	Lys	Gly	Gly	Arg	His	Leu	Ile	Phe	Cys
		355					360					365			
His	Ser	Lys	Lys	Lys	Cys	Asp	Glu	Leu	Ala	Ala	Lys	Leu	Val	Ala	Leu
	370					375					380				
Gly	Val	Asn	Ala	Val	Ala	Tyr	Tyr	Arg	Gly	Leu	Asp	Val	Ser	Val	Ile
385					390					395					400
Pro	Thr	Ser	Gly	Asp	Val	Val	Val	Val	Ala	Thr	Asp	Ala	Leu	Met	Thr
				405					410					415	
Gly	Phe	Thr	Gly	Asp	Phe	Asp	Ser	Val	Ile	Asp	Cys	Asn	Thr	Cys	Val
			420					425					430		
Thr	Gln	Thr	Val	Asp	Phe	Ser	Leu	Asp	Pro	Thr	Phe	Thr	Ile	Glu	Thr
		435					440					445			
Ile	Thr	Leu	Pro	Gln	Asp	Ala	Val	Ser	Arg	Thr	Gln	Arg	Arg	Gly	Arg
450					455						460				
Thr	Gly	Arg	Gly	Lys	Pro	Gly	Ile	Tyr	Arg	Phe	Val	Ala	Pro	Gly	Glu
465					470					475					480
Arg	Pro	Ser	Gly	Met	Phe	Asp	Ser	Ser	Val	Leu	Cys	Glu	Cys	Tyr	Asp
				485					490					495	
Ala	Gly	Cys	Ala	Trp	Tyr	Glu	Leu	Thr	Pro	Ala	Glu	Thr	Thr	Val	Arg
			500					505					510		
Leu	Arg	Ala	Tyr	Met	Asn	Thr	Pro	Gly	Leu	Pro	Val	Cys	Gln	Asp	His
		515					520					525			
Leu	Glu	Phe	Trp	Glu	Gly	Val	Phe	Thr	Gly	Leu	Thr	His	Ile	Asp	Ala
	530					535					540				
His	Phe	Leu	Ser	Gln	Thr	Lys	Gln	Ser	Gly	Glu	Asn	Leu	Pro	Tyr	Leu
545					550					555					560
Val	Ala	Tyr	Gln	Ala	Thr	Val	Cys	Ala	Arg	Ala	Gln	Ala	Pro	Pro	Pro
			565						570					575	
Ser	Trp	Asp	Gln	Met	Trp	Lys	Cys	Leu	Ile	Arg	Leu	Lys	Pro	Thr	Leu
			580					585					590		
His	Gly	Pro	Thr	Pro	Leu	Leu	Tyr	Arg	Leu	Gly	Ala	Val	Gln	Asn	Glu
	595						600					605			
Val	Thr	Leu	Thr	His	Pro	Val	Thr	Lys	Tyr	Ile	Met	Thr	Cys	Met	Ser
	610					615					620				

Ala Asp Leu Glu Val Val Thr Ser Thr Trp Val Leu Val Gly Gly Val  
 625 630 635 640  
 Leu Ala Ala Leu Ala Ala Tyr Cys Leu Ser Thr Gly Cys Val Val Ile  
 645 650 655  
 Val Gly Arg Ile Val Leu Ser Gly Lys Pro Ala Ile Ile Pro Asp Arg  
 660 665 670  
 Glu Val Leu Tyr Arg Glu Phe Asp Glu Met Glu Glu Cys  
 675 680 685

<210> 164  
 <211> 685  
 <212> PRT  
 <213> Artificial Sequence

<220>  
 <223> Mutant Hepatitis C virus NS3/4A peptide

<400> 164  
 Ala Pro Ile Thr Ala Tyr Ala Gln Gln Thr Arg Gly Leu Leu Gly Cys  
 1 5 10 15  
 Ile Ile Thr Ser Leu Thr Gly Arg Asp Lys Asn Gln Val Glu Gly Glu  
 20 25 30  
 Val Gln Ile Val Ser Thr Ala Ala Gln Thr Phe Leu Ala Thr Cys Ile  
 35 40 45  
 Asn Gly Val Cys Trp Thr Val Tyr His Gly Ala Gly Thr Arg Thr Ile  
 50 55 60  
 Ala Ser Pro Lys Gly Pro Val Ile Gln Met Tyr Thr Asn Val Asp Gln  
 65 70 75 80  
 Asp Leu Val Gly Trp Pro Ala Pro Gln Gly Ala Arg Ser Leu Thr Pro  
 85 90 95  
 Cys Thr Cys Gly Ser Ser Asp Leu Tyr Leu Val Thr Arg His Ala Asp  
 100 105 110  
 Val Ile Pro Val Arg Arg Arg Gly Asp Gly Arg Gly Ala Leu Leu Ser  
 115 120 125  
 Pro Arg Pro Ile Ser Tyr Leu Lys Gly Ser Ser Gly Gly Pro Leu Leu  
 130 135 140  
 Cys Pro Ala Gly His Ala Val Gly Ile Phe Arg Ala Ala Val Cys Thr  
 145 150 155 160  
 Arg Gly Val Ala Lys Ala Val Asp Phe Ile Pro Val Glu Ser Leu Glu  
 165 170 175  
 Thr Thr Met Arg Ser Pro Val Phe Ser Asp Asn Ser Ser Pro Pro Ala  
 180 185 190  
 Val Pro Gln Ser Tyr Gln Val Ala His Leu His Ala Pro Thr Gly Ser  
 195 200 205  
 Gly Lys Ser Thr Lys Val Pro Ala Ala Tyr Ala Ala Gln Gly Tyr Lys  
 210 215 220  
 Val Leu Val Leu Asn Pro Ser Val Ala Ala Thr Met Gly Phe Gly Ala  
 225 230 235 240  
 Tyr Met Ser Lys Ala His Gly Ile Asp Pro Asn Ile Arg Thr Gly Val  
 245 250 255  
 Arg Thr Ile Thr Thr Gly Ser Pro Ile Thr Tyr Ser Thr Tyr Gly Lys  
 260 265 270  
 Phe Leu Ala Asp Gly Gly Cys Ser Gly Gly Ala Tyr Asp Ile Ile Ile  
 275 280 285  
 Cys Asp Glu Cys His Ser Thr Asp Ala Thr Ser Ile Leu Gly Ile Gly  
 290 295 300

Thr Val Leu Asp Gln Ala Glu Thr Ala Gly Ala Arg Leu Thr Val Leu  
 305 310 315 320  
 Ala Thr Ala Thr Pro Pro Gly Ser Val Thr Val Pro His Pro Asn Ile  
 325 330 335  
 Glu Glu Val Ala Leu Ser Thr Thr Gly Glu Ile Pro Phe Tyr Gly Lys  
 340 345 350  
 Ala Ile Pro Leu Glu Ala Ile Lys Gly Gly Arg His Leu Ile Phe Cys  
 355 360 365  
 His Ser Lys Lys Lys Cys Asp Glu Leu Ala Ala Lys Leu Val Ala Leu  
 370 375 380  
 Gly Val Asn Ala Val Ala Tyr Tyr Arg Gly Leu Asp Val Ser Val Ile  
 385 390 395 400  
 Pro Thr Ser Gly Asp Val Val Val Val Ala Thr Asp Ala Leu Met Thr  
 405 410 415  
 Gly Phe Thr Gly Asp Phe Asp Ser Val Ile Asp Cys Asn Thr Cys Val  
 420 425 430  
 Thr Gln Thr Val Asp Phe Ser Leu Asp Pro Thr Phe Thr Ile Glu Thr  
 435 440 445  
 Ile Thr Leu Pro Gln Asp Ala Val Ser Arg Thr Gln Arg Arg Gly Arg  
 450 455 460  
 Thr Gly Arg Gly Lys Pro Gly Ile Tyr Arg Phe Val Ala Pro Gly Glu  
 465 470 475 480  
 Arg Pro Ser Gly Met Phe Asp Ser Ser Val Leu Cys Glu Cys Tyr Asp  
 485 490 495  
 Ala Gly Cys Ala Trp Tyr Glu Leu Thr Pro Ala Glu Thr Thr Val Arg  
 500 505 510  
 Leu Arg Ala Tyr Met Asn Thr Pro Gly Leu Pro Val Cys Gln Asp His  
 515 520 525  
 Leu Glu Phe Trp Glu Gly Val Phe Thr Gly Leu Thr His Ile Asp Ala  
 530 535 540  
 His Phe Leu Ser Gln Thr Lys Gln Ser Gly Glu Asn Leu Pro Tyr Leu  
 545 550 555 560  
 Val Ala Tyr Gln Ala Thr Val Cys Ala Arg Ala Gln Ala Pro Pro Pro  
 565 570 575  
 Ser Trp Asp Gln Met Trp Lys Cys Leu Ile Arg Leu Lys Pro Thr Leu  
 580 585 590  
 His Gly Pro Thr Pro Leu Leu Tyr Arg Leu Gly Ala Val Gln Asn Glu  
 595 600 605  
 Val Thr Leu Thr His Pro Val Thr Lys Tyr Ile Met Thr Cys Met Ser  
 610 615 620  
 Ala Asp Leu Glu Val Val Thr Ser Thr Trp Val Leu Val Gly Gly Val  
 625 630 635 640  
 Leu Ala Ala Leu Ala Ala Tyr Cys Leu Ser Thr Gly Cys Val Val Ile  
 645 650 655  
 Val Gly Arg Ile Val Leu Ser Gly Lys Pro Ala Ile Ile Pro Asp Arg  
 660 665 670  
 Glu Val Leu Tyr Arg Glu Phe Asp Glu Met Glu Glu Cys  
 675 680 685

<210> 165  
 <211> 685  
 <212> PRT  
 <213> Artificial Sequence

<220>  
 <223> Mutant Hepatitis C virus NS3/4A peptide

<400> 165  
 Ala Pro Ile Thr Ala Tyr Ala Gln Gln Thr Arg Gly Leu Leu Gly Cys  
 1 5 10 15  
 Ile Ile Thr Ser Leu Thr Gly Arg Asp Lys Asn Gln Val Glu Gly Glu  
 20 25 30  
 Val Gln Ile Val Ser Thr Ala Ala Gln Thr Phe Leu Ala Thr Cys Ile  
 35 40 45  
 Asn Gly Val Cys Trp Thr Val Tyr His Gly Ala Gly Thr Arg Thr Ile  
 50 55 60  
 Ala Ser Pro Lys Gly Pro Val Ile Gln Met Tyr Thr Asn Val Asp Gln  
 65 70 75 80  
 Asp Leu Val Gly Trp Pro Ala Pro Gln Gly Ala Arg Ser Leu Thr Pro  
 85 90 95  
 Cys Thr Cys Gly Ser Ser Asp Leu Tyr Leu Val Thr Arg His Ala Asp  
 100 105 110  
 Val Ile Pro Val Arg Arg Arg Gly Asp Gly Arg Gly Ser Ala Leu Ser  
 115 120 125  
 Pro Arg Pro Ile Ser Tyr Leu Lys Gly Ser Ser Gly Gly Pro Leu Leu  
 130 135 140  
 Cys Pro Ala Gly His Ala Val Gly Ile Phe Arg Ala Ala Val Cys Thr  
 145 150 155 160  
 Arg Gly Val Ala Lys Ala Val Asp Phe Ile Pro Val Glu Ser Leu Glu  
 165 170 175  
 Thr Thr Met Arg Ser Pro Val Phe Ser Asp Asn Ser Ser Pro Pro Ala  
 180 185 190  
 Val Pro Gln Ser Tyr Gln Val Ala His Leu His Ala Pro Thr Gly Ser  
 195 200 205  
 Gly Lys Ser Thr Lys Val Pro Ala Ala Tyr Ala Ala Gln Gly Tyr Lys  
 210 215 220  
 Val Leu Val Leu Asn Pro Ser Val Ala Ala Thr Met Gly Phe Gly Ala  
 225 230 235 240  
 Tyr Met Ser Lys Ala His Gly Ile Asp Pro Asn Ile Arg Thr Gly Val  
 245 250 255  
 Arg Thr Ile Thr Thr Gly Ser Pro Ile Thr Tyr Ser Thr Tyr Gly Lys  
 260 265 270  
 Phe Leu Ala Asp Gly Gly Cys Ser Gly Gly Ala Tyr Asp Ile Ile Ile  
 275 280 285  
 Cys Asp Glu Cys His Ser Thr Asp Ala Thr Ser Ile Leu Gly Ile Gly  
 290 295 300  
 Thr Val Leu Asp Gln Ala Glu Thr Ala Gly Ala Arg Leu Thr Val Leu  
 305 310 315 320  
 Ala Thr Ala Thr Pro Pro Gly Ser Val Thr Val Pro His Pro Asn Ile  
 325 330 335  
 Glu Glu Val Ala Leu Ser Thr Thr Gly Glu Ile Pro Phe Tyr Gly Lys  
 340 345 350  
 Ala Ile Pro Leu Glu Ala Ile Lys Gly Gly Arg His Leu Ile Phe Cys  
 355 360 365  
 His Ser Lys Lys Lys Cys Asp Glu Leu Ala Ala Lys Leu Val Ala Leu  
 370 375 380  
 Gly Val Asn Ala Val Ala Tyr Tyr Arg Gly Leu Asp Val Ser Val Ile  
 385 390 395 400  
 Pro Thr Ser Gly Asp Val Val Val Val Ala Thr Asp Ala Leu Met Thr  
 405 410 415  
 Gly Phe Thr Gly Asp Phe Asp Ser Val Ile Asp Cys Asn Thr Cys Val  
 420 425 430  
 Thr Gln Thr Val Asp Phe Ser Leu Asp Pro Thr Phe Thr Ile Glu Thr

```

      435                440                445
Ile Thr Leu Pro Gln Asp Ala Val Ser Arg Thr Gln Arg Arg Gly Arg
  450                455                460
Thr Gly Arg Gly Lys Pro Gly Ile Tyr Arg Phe Val Ala Pro Gly Glu
465                470                475                480
Arg Pro Ser Gly Met Phe Asp Ser Ser Val Leu Cys Glu Cys Tyr Asp
      485                490                495
Ala Gly Cys Ala Trp Tyr Glu Leu Thr Pro Ala Glu Thr Thr Val Arg
      500                505                510
Leu Arg Ala Tyr Met Asn Thr Pro Gly Leu Pro Val Cys Gln Asp His
      515                520                525
Leu Glu Phe Trp Glu Gly Val Phe Thr Gly Leu Thr His Ile Asp Ala
      530                535                540
His Phe Leu Ser Gln Thr Lys Gln Ser Gly Glu Asn Leu Pro Tyr Leu
545                550                555                560
Val Ala Tyr Gln Ala Thr Val Cys Ala Arg Ala Gln Ala Pro Pro Pro
      565                570                575
Ser Trp Asp Gln Met Trp Lys Cys Leu Ile Arg Leu Lys Pro Thr Leu
      580                585                590
His Gly Pro Thr Pro Leu Leu Tyr Arg Leu Gly Ala Val Gln Asn Glu
      595                600                605
Val Thr Leu Thr His Pro Val Thr Lys Tyr Ile Met Thr Cys Met Ser
      610                615                620
Ala Asp Leu Glu Val Val Thr Ser Thr Trp Val Leu Val Gly Gly Val
625                630                635                640
Leu Ala Ala Leu Ala Ala Tyr Cys Leu Ser Thr Gly Cys Val Val Ile
      645                650                655
Val Gly Arg Ile Val Leu Ser Gly Lys Pro Ala Ile Ile Pro Asp Arg
      660                665                670
Glu Val Leu Tyr Arg Glu Phe Asp Glu Met Glu Glu Cys
      675                680                685

```

<210> 166  
 <211> 685  
 <212> PRT  
 <213> Artificial Sequence

<220>  
 <223> Mutant Hepatitis C virus NS3/4A peptide

```

<400> 166
Ala Pro Ile Thr Ala Tyr Ala Gln Gln Thr Arg Gly Leu Leu Gly Cys
  1                5                10                15
Ile Ile Thr Ser Leu Thr Gly Arg Asp Lys Asn Gln Val Glu Gly Glu
      20                25                30
Val Gln Ile Val Ser Thr Ala Ala Gln Thr Phe Leu Ala Thr Cys Ile
      35                40                45
Asn Gly Val Cys Trp Thr Val Tyr His Gly Ala Gly Thr Arg Thr Ile
      50                55                60
Ala Ser Pro Lys Gly Pro Val Ile Gln Met Tyr Thr Asn Val Asp Gln
65                70                75                80
Asp Leu Val Gly Trp Pro Ala Pro Gln Gly Ala Arg Ser Leu Thr Pro
      85                90                95
Cys Thr Cys Gly Ser Ser Asp Leu Tyr Leu Val Thr Arg His Ala Asp
      100                105                110
Val Ile Pro Val Arg Arg Arg Gly Asp Gly Arg Gly Ser Leu Ala Ser

```



	115					120						125			
Pro	Arg	Pro	Ile	Ser	Tyr	Leu	Lys	Gly	Ser	Ser	Gly	Gly	Pro	Leu	Leu
	130					135					140				
Cys	Pro	Ala	Gly	His	Ala	Val	Gly	Ile	Phe	Arg	Ala	Ala	Val	Cys	Thr
145				150					155						160
Arg	Gly	Val	Ala	Lys	Ala	Val	Asp	Phe	Ile	Pro	Val	Glu	Ser	Leu	Glu
				165					170						175
Thr	Thr	Met	Arg	Ser	Pro	Val	Phe	Ser	Asp	Asn	Ser	Ser	Pro	Pro	Ala
			180						185						190
Val	Pro	Gln	Ser	Tyr	Gln	Val	Ala	His	Leu	His	Ala	Pro	Thr	Gly	Ser
		195					200					205			
Gly	Lys	Ser	Thr	Lys	Val	Pro	Ala	Ala	Tyr	Ala	Ala	Gln	Gly	Tyr	Lys
	210					215					220				
Val	Leu	Val	Leu	Asn	Pro	Ser	Val	Ala	Ala	Thr	Met	Gly	Phe	Gly	Ala
225				230						235					240
Tyr	Met	Ser	Lys	Ala	His	Gly	Ile	Asp	Pro	Asn	Ile	Arg	Thr	Gly	Val
				245					250					255	
Arg	Thr	Ile	Thr	Thr	Gly	Ser	Pro	Ile	Thr	Tyr	Ser	Thr	Tyr	Gly	Lys
			260					265						270	
Phe	Leu	Ala	Asp	Gly	Gly	Cys	Ser	Gly	Gly	Ala	Tyr	Asp	Ile	Ile	Ile
	275						280					285			
Cys	Asp	Glu	Cys	His	Ser	Thr	Asp	Ala	Thr	Ser	Ile	Leu	Gly	Ile	Gly
	290					295					300				
Thr	Val	Leu	Asp	Gln	Ala	Glu	Thr	Ala	Gly	Ala	Arg	Leu	Thr	Val	Leu
305				310						315					320
Ala	Thr	Ala	Thr	Pro	Pro	Gly	Ser	Val	Thr	Val	Pro	His	Pro	Asn	Ile
				325					330						335
Glu	Glu	Val	Ala	Leu	Ser	Thr	Thr	Gly	Glu	Ile	Pro	Phe	Tyr	Gly	Lys
			340					345						350	
Ala	Ile	Pro	Leu	Glu	Ala	Ile	Lys	Gly	Gly	Arg	His	Leu	Ile	Phe	Cys
	355						360					365			
His	Ser	Lys	Lys	Lys	Cys	Asp	Glu	Leu	Ala	Ala	Lys	Leu	Val	Ala	Leu
	370					375					380				
Gly	Val	Asn	Ala	Val	Ala	Tyr	Tyr	Arg	Gly	Leu	Asp	Val	Ser	Val	Ile
385				390						395					400
Pro	Thr	Ser	Gly	Asp	Val	Val	Val	Val	Ala	Thr	Asp	Ala	Leu	Met	Thr
				405					410						415
Gly	Phe	Thr	Gly	Asp	Phe	Asp	Ser	Val	Ile	Asp	Cys	Asn	Thr	Cys	Val
			420					425						430	
Thr	Gln	Thr	Val	Asp	Phe	Ser	Leu	Asp	Pro	Thr	Phe	Thr	Ile	Glu	Thr
		435					440					445			
Ile	Thr	Leu	Pro	Gln	Asp	Ala	Val	Ser	Arg	Thr	Gln	Arg	Arg	Gly	Arg
	450					455					460				
Thr	Gly	Arg	Gly	Lys	Pro	Gly	Ile	Tyr	Arg	Phe	Val	Ala	Pro	Gly	Glu
465					470					475					480
Arg	Pro	Ser	Gly	Met	Phe	Asp	Ser	Ser	Val	Leu	Cys	Glu	Cys	Tyr	Asp
				485					490						495
Ala	Gly	Cys	Ala	Trp	Tyr	Glu	Leu	Thr	Pro	Ala	Glu	Thr	Thr	Val	Arg
			500					505						510	
Leu	Arg	Ala	Tyr	Met	Asn	Thr	Pro	Gly	Leu	Pro	Val	Cys	Gln	Asp	His
	515					520						525			
Leu	Glu	Phe	Trp	Glu	Gly	Val	Phe	Thr	Gly	Leu	Thr	His	Ile	Asp	Ala
	530					535					540				
His	Phe	Leu	Ser	Gln	Thr	Lys	Gln	Ser	Gly	Glu	Asn	Leu	Pro	Tyr	Leu
545					550					555					560
Val	Ala	Tyr	Gln	Ala	Thr	Val	Cys	Ala	Arg	Ala	Gln	Ala	Pro	Pro	Pro
				565					570						575

Ser Trp Asp Gln Met Trp Lys Cys Leu Ile Arg Leu Lys Pro Thr Leu  
 580 585 590  
 His Gly Pro Thr Pro Leu Leu Tyr Arg Leu Gly Ala Val Gln Asn Glu  
 595 600 605  
 Val Thr Leu Thr His Pro Val Thr Lys Tyr Ile Met Thr Cys Met Ser  
 610 615 620  
 Ala Asp Leu Glu Val Val Thr Ser Thr Trp Val Leu Val Gly Gly Val  
 625 630 635 640  
 Leu Ala Ala Leu Ala Ala Tyr Cys Leu Ser Thr Gly Cys Val Val Ile  
 645 650 655  
 Val Gly Arg Ile Val Leu Ser Gly Lys Pro Ala Ile Ile Pro Asp Arg  
 660 665 670  
 Glu Val Leu Tyr Arg Glu Phe Asp Glu Met Glu Glu Cys  
 675 680 685

<210> 167  
 <211> 685  
 <212> PRT  
 <213> Artificial Sequence  
 <220>  
 <223> Mutant Hepatitis C virus NS3/4A peptide

<400> 167  
 Ala Pro Ile Thr Ala Tyr Ala Gln Gln Thr Arg Gly Leu Leu Gly Cys  
 1 5 10 15  
 Ile Ile Thr Ser Leu Thr Gly Arg Asp Lys Asn Gln Val Glu Gly Glu  
 20 25 30  
 Val Gln Ile Val Ser Thr Ala Ala Gln Thr Phe Leu Ala Thr Cys Ile  
 35 40 45  
 Asn Gly Val Cys Trp Thr Val Tyr His Gly Ala Gly Thr Arg Thr Ile  
 50 55 60  
 Ala Ser Pro Lys Gly Pro Val Ile Gln Met Tyr Thr Asn Val Asp Gln  
 65 70 75 80  
 Asp Leu Val Gly Trp Pro Ala Pro Gln Gly Ala Arg Ser Leu Thr Pro  
 85 90 95  
 Cys Thr Cys Gly Ser Ser Asp Leu Tyr Leu Val Thr Arg His Ala Asp  
 100 105 110  
 Val Ile Pro Val Arg Arg Arg Gly Asp Gly Arg Gly Ser Leu Leu Ala  
 115 120 125  
 Pro Arg Pro Ile Ser Tyr Leu Lys Gly Ser Ser Gly Gly Pro Leu Leu  
 130 135 140  
 Cys Pro Ala Gly His Ala Val Gly Ile Phe Arg Ala Ala Val Cys Thr  
 145 150 155 160  
 Arg Gly Val Ala Lys Ala Val Asp Phe Ile Pro Val Glu Ser Leu Glu  
 165 170 175  
 Thr Thr Met Arg Ser Pro Val Phe Ser Asp Asn Ser Ser Pro Pro Ala  
 180 185 190  
 Val Pro Gln Ser Tyr Gln Val Ala His Leu His Ala Pro Thr Gly Ser  
 195 200 205  
 Gly Lys Ser Thr Lys Val Pro Ala Ala Tyr Ala Ala Gln Gly Tyr Lys  
 210 215 220  
 Val Leu Val Leu Asn Pro Ser Val Ala Ala Thr Met Gly Phe Gly Ala  
 225 230 235 240  
 Tyr Met Ser Lys Ala His Gly Ile Asp Pro Asn Ile Arg Thr Gly Val  
 245 250 255

Arg Thr Ile Thr Thr Gly Ser Pro Ile Thr Tyr Ser Thr Tyr Gly Lys  
 260 265 270  
 Phe Leu Ala Asp Gly Gly Cys Ser Gly Gly Ala Tyr Asp Ile Ile Ile  
 275 280 285  
 Cys Asp Glu Cys His Ser Thr Asp Ala Thr Ser Ile Leu Gly Ile Gly  
 290 295 300  
 Thr Val Leu Asp Gln Ala Glu Thr Ala Gly Ala Arg Leu Thr Val Leu  
 305 310 315 320  
 Ala Thr Ala Thr Pro Pro Gly Ser Val Thr Val Pro His Pro Asn Ile  
 325 330 335  
 Glu Glu Val Ala Leu Ser Thr Thr Gly Glu Ile Pro Phe Tyr Gly Lys  
 340 345 350  
 Ala Ile Pro Leu Glu Ala Ile Lys Gly Gly Arg His Leu Ile Phe Cys  
 355 360 365  
 His Ser Lys Lys Lys Cys Asp Glu Leu Ala Ala Lys Leu Val Ala Leu  
 370 375 380  
 Gly Val Asn Ala Val Ala Tyr Tyr Arg Gly Leu Asp Val Ser Val Ile  
 385 390 395 400  
 Pro Thr Ser Gly Asp Val Val Val Val Ala Thr Asp Ala Leu Met Thr  
 405 410 415  
 Gly Phe Thr Gly Asp Phe Asp Ser Val Ile Asp Cys Asn Thr Cys Val  
 420 425 430  
 Thr Gln Thr Val Asp Phe Ser Leu Asp Pro Thr Phe Thr Ile Glu Thr  
 435 440 445  
 Ile Thr Leu Pro Gln Asp Ala Val Ser Arg Thr Gln Arg Arg Gly Arg  
 450 455 460  
 Thr Gly Arg Gly Lys Pro Gly Ile Tyr Arg Phe Val Ala Pro Gly Glu  
 465 470 475 480  
 Arg Pro Ser Gly Met Phe Asp Ser Ser Val Leu Cys Glu Cys Tyr Asp  
 485 490 495  
 Ala Gly Cys Ala Trp Tyr Glu Leu Thr Pro Ala Glu Thr Thr Val Arg  
 500 505 510  
 Leu Arg Ala Tyr Met Asn Thr Pro Gly Leu Pro Val Cys Gln Asp His  
 515 520 525  
 Leu Glu Phe Trp Glu Gly Val Phe Thr Gly Leu Thr His Ile Asp Ala  
 530 535 540  
 His Phe Leu Ser Gln Thr Lys Gln Ser Gly Glu Asn Leu Pro Tyr Leu  
 545 550 555 560  
 Val Ala Tyr Gln Ala Thr Val Cys Ala Arg Ala Gln Ala Pro Pro Pro  
 565 570 575  
 Ser Trp Asp Gln Met Trp Lys Cys Leu Ile Arg Leu Lys Pro Thr Leu  
 580 585 590  
 His Gly Pro Thr Pro Leu Leu Tyr Arg Leu Gly Ala Val Gln Asn Glu  
 595 600 605  
 Val Thr Leu Thr His Pro Val Thr Lys Tyr Ile Met Thr Cys Met Ser  
 610 615 620  
 Ala Asp Leu Glu Val Val Thr Ser Thr Trp Val Leu Val Gly Gly Val  
 625 630 635 640  
 Leu Ala Ala Leu Ala Ala Tyr Cys Leu Ser Thr Gly Cys Val Val Ile  
 645 650 655  
 Val Gly Arg Ile Val Leu Ser Gly Lys Pro Ala Ile Ile Pro Asp Arg  
 660 665 670  
 Glu Val Leu Tyr Arg Glu Phe Asp Glu Met Glu Glu Cys  
 675 680 685

<210> 168

<211> 685  
 <212> PRT  
 <213> Artificial Sequence

<220>  
 <223> Mutant Hepatitis C virus NS3/4A peptide

<400> 168

Ala Pro Ile Thr Ala Tyr Ala Gln Gln Thr Arg Gly Leu Leu Gly Cys  
 1 5 10 15  
 Ile Ile Thr Ser Leu Thr Gly Arg Asp Lys Asn Gln Val Glu Gly Glu  
 20 25 30  
 Val Gln Ile Val Ser Thr Ala Ala Gln Thr Phe Leu Ala Thr Cys Ile  
 35 40 45  
 Asn Gly Val Cys Trp Thr Val Tyr His Gly Ala Gly Thr Arg Thr Ile  
 50 55 60  
 Ala Ser Pro Lys Gly Pro Val Ile Gln Met Tyr Thr Asn Val Asp Gln  
 65 70 75 80  
 Asp Leu Val Gly Trp Pro Ala Pro Gln Gly Ala Arg Ser Leu Thr Pro  
 85 90 95  
 Cys Thr Cys Gly Ser Ser Asp Leu Tyr Leu Val Thr Arg His Ala Asp  
 100 105 110  
 Val Ile Pro Val Arg Arg Arg Gly Asp Gly Arg Gly Ser Leu Leu Ser  
 115 120 125  
 Ala Arg Pro Ile Ser Tyr Leu Lys Gly Ser Ser Gly Gly Pro Leu Leu  
 130 135 140  
 Cys Pro Ala Gly His Ala Val Gly Ile Phe Arg Ala Ala Val Cys Thr  
 145 150 155 160  
 Arg Gly Val Ala Lys Ala Val Asp Phe Ile Pro Val Glu Ser Leu Glu  
 165 170 175  
 Thr Thr Met Arg Ser Pro Val Phe Ser Asp Asn Ser Ser Pro Pro Ala  
 180 185 190  
 Val Pro Gln Ser Tyr Gln Val Ala His Leu His Ala Pro Thr Gly Ser  
 195 200 205  
 Gly Lys Ser Thr Lys Val Pro Ala Ala Tyr Ala Ala Gln Gly Tyr Lys  
 210 215 220  
 Val Leu Val Leu Asn Pro Ser Val Ala Ala Thr Met Gly Phe Gly Ala  
 225 230 235 240  
 Tyr Met Ser Lys Ala His Gly Ile Asp Pro Asn Ile Arg Thr Gly Val  
 245 250 255  
 Arg Thr Ile Thr Thr Gly Ser Pro Ile Thr Tyr Ser Thr Tyr Gly Lys  
 260 265 270  
 Phe Leu Ala Asp Gly Gly Cys Ser Gly Gly Ala Tyr Asp Ile Ile Ile  
 275 280 285  
 Cys Asp Glu Cys His Ser Thr Asp Ala Thr Ser Ile Leu Gly Ile Gly  
 290 295 300  
 Thr Val Leu Asp Gln Ala Glu Thr Ala Gly Ala Arg Leu Thr Val Leu  
 305 310 315 320  
 Ala Thr Ala Thr Pro Pro Gly Ser Val Thr Val Pro His Pro Asn Ile  
 325 330 335  
 Glu Glu Val Ala Leu Ser Thr Thr Gly Glu Ile Pro Phe Tyr Gly Lys  
 340 345 350  
 Ala Ile Pro Leu Glu Ala Ile Lys Gly Gly Arg His Leu Ile Phe Cys  
 355 360 365  
 His Ser Lys Lys Lys Cys Asp Glu Leu Ala Ala Lys Leu Val Ala Leu  
 370 375 380  
 Gly Val Asn Ala Val Ala Tyr Tyr Arg Gly Leu Asp Val Ser Val Ile

385 390 395 400  
 Pro Thr Ser Gly Asp Val Val Val Val Ala Thr Asp Ala Leu Met Thr  
 405 410 415  
 Gly Phe Thr Gly Asp Phe Asp Ser Val Ile Asp Cys Asn Thr Cys Val  
 420 425 430  
 Thr Gln Thr Val Asp Phe Ser Leu Asp Pro Thr Phe Thr Ile Glu Thr  
 435 440 445  
 Ile Thr Leu Pro Gln Asp Ala Val Ser Arg Thr Gln Arg Arg Gly Arg  
 450 455 460  
 Thr Gly Arg Gly Lys Pro Gly Ile Tyr Arg Phe Val Ala Pro Gly Glu  
 465 470 475 480  
 Arg Pro Ser Gly Met Phe Asp Ser Ser Val Leu Cys Glu Cys Tyr Asp  
 485 490 495  
 Ala Gly Cys Ala Trp Tyr Glu Leu Thr Pro Ala Glu Thr Thr Val Arg  
 500 505 510  
 Leu Arg Ala Tyr Met Asn Thr Pro Gly Leu Pro Val Cys Gln Asp His  
 515 520 525  
 Leu Glu Phe Trp Glu Gly Val Phe Thr Gly Leu Thr His Ile Asp Ala  
 530 535 540  
 His Phe Leu Ser Gln Thr Lys Gln Ser Gly Glu Asn Leu Pro Tyr Leu  
 545 550 555 560  
 Val Ala Tyr Gln Ala Thr Val Cys Ala Arg Ala Gln Ala Pro Pro Pro  
 565 570 575  
 Ser Trp Asp Gln Met Trp Lys Cys Leu Ile Arg Leu Lys Pro Thr Leu  
 580 585 590  
 His Gly Pro Thr Pro Leu Leu Tyr Arg Leu Gly Ala Val Gln Asn Glu  
 595 600 605  
 Val Thr Leu Thr His Pro Val Thr Lys Tyr Ile Met Thr Cys Met Ser  
 610 615 620  
 Ala Asp Leu Glu Val Val Thr Ser Thr Trp Val Leu Val Gly Gly Val  
 625 630 635 640  
 Leu Ala Ala Leu Ala Ala Tyr Cys Leu Ser Thr Gly Cys Val Val Ile  
 645 650 655  
 Val Gly Arg Ile Val Leu Ser Gly Lys Pro Ala Ile Ile Pro Asp Arg  
 660 665 670  
 Glu Val Leu Tyr Arg Glu Phe Asp Glu Met Glu Glu Cys  
 675 680 685

<210> 169  
 <211> 685  
 <212> PRT  
 <213> Artificial Sequence  
 <220>  
 <223> Mutant Hepatitis C virus NS3/4A peptide

<400> 169  
 Ala Pro Ile Thr Ala Tyr Ala Gln Gln Thr Arg Gly Leu Leu Gly Cys  
 1 5 10 15  
 Ile Ile Thr Ser Leu Thr Gly Arg Asp Lys Asn Gln Val Glu Gly Glu  
 20 25 30  
 Val Gln Ile Val Ser Thr Ala Ala Gln Thr Phe Leu Ala Thr Cys Ile  
 35 40 45  
 Asn Gly Val Cys Trp Thr Val Tyr His Gly Ala Gly Thr Arg Thr Ile  
 50 55 60  
 Ala Ser Pro Lys Gly Pro Val Ile Gln Met Tyr Thr Asn Val Asp Gln

65	70	75	80
Asp Leu Val Gly Trp	Pro Ala Pro Gln Gly Ala Arg Ser Leu Thr Pro		
	85	90	95
Cys Thr Cys Gly Ser	Ser Asp Leu Tyr Leu Val Thr Arg His Ala Asp		
	100	105	110
Val Ile Pro Val Arg	Arg Arg Gly Asp Gly Arg Gly Ser Leu Leu Ser		
	115	120	125
Pro Ala Pro Ile Ser	Tyr Leu Lys Gly Ser Ser Gly Gly Pro Leu Leu		
	130	135	140
Cys Pro Ala Gly His	Ala Val Gly Ile Phe Arg Ala Ala Val Cys Thr		
	145	150	155
Arg Gly Val Ala Lys	Ala Val Asp Phe Ile Pro Val Glu Ser Leu Glu		
	165	170	175
Thr Thr Met Arg Ser	Pro Val Phe Ser Asp Asn Ser Ser Pro Pro Ala		
	180	185	190
Val Pro Gln Ser Tyr	Gln Val Ala His Leu His Ala Pro Thr Gly Ser		
	195	200	205
Gly Lys Ser Thr Lys	Val Pro Ala Ala Tyr Ala Ala Gln Gly Tyr Lys		
	210	215	220
Val Leu Val Leu Asn	Pro Ser Val Ala Ala Thr Met Gly Phe Gly Ala		
	225	230	235
Tyr Met Ser Lys Ala	His Gly Ile Asp Pro Asn Ile Arg Thr Gly Val		
	245	250	255
Arg Thr Ile Thr Thr	Gly Ser Pro Ile Thr Tyr Ser Thr Tyr Gly Lys		
	260	265	270
Phe Leu Ala Asp Gly	Gly Cys Ser Gly Gly Ala Tyr Asp Ile Ile Ile		
	275	280	285
Cys Asp Glu Cys His	Ser Thr Asp Ala Thr Ser Ile Leu Gly Ile Gly		
	290	295	300
Thr Val Leu Asp Gln	Ala Glu Thr Ala Gly Ala Arg Leu Thr Val Leu		
	305	310	315
Ala Thr Ala Thr Pro	Gly Ser Val Thr Val Pro His Pro Asn Ile		
	325	330	335
Glu Glu Val Ala Leu	Ser Thr Thr Gly Glu Ile Pro Phe Tyr Gly Lys		
	340	345	350
Ala Ile Pro Leu Glu	Ala Ile Lys Gly Gly Arg His Leu Ile Phe Cys		
	355	360	365
His Ser Lys Lys Lys	Cys Asp Glu Leu Ala Ala Lys Leu Val Ala Leu		
	370	375	380
Gly Val Asn Ala Val	Ala Tyr Tyr Arg Gly Leu Asp Val Ser Val Ile		
	385	390	395
Pro Thr Ser Gly Asp	Val Val Val Val Ala Thr Asp Ala Leu Met Thr		
	405	410	415
Gly Phe Thr Gly Asp	Phe Asp Ser Val Ile Asp Cys Asn Thr Cys Val		
	420	425	430
Thr Gln Thr Val Asp	Phe Ser Leu Asp Pro Thr Phe Thr Ile Glu Thr		
	435	440	445
Ile Thr Leu Pro Gln	Asp Ala Val Ser Arg Thr Gln Arg Arg Gly Arg		
	450	455	460
Thr Gly Arg Gly Lys	Pro Gly Ile Tyr Arg Phe Val Ala Pro Gly Glu		
	465	470	475
Arg Pro Ser Gly Met	Phe Asp Ser Ser Val Leu Cys Glu Cys Tyr Asp		
	485	490	495
Ala Gly Cys Ala Trp	Tyr Glu Leu Thr Pro Ala Glu Thr Thr Val Arg		
	500	505	510
Leu Arg Ala Tyr Met	Asn Thr Pro Gly Leu Pro Val Cys Gln Asp His		
	515	520	525

Leu Glu Phe Trp Glu Gly Val Phe Thr Gly Leu Thr His Ile Asp Ala  
 530 535 540  
 His Phe Leu Ser Gln Thr Lys Gln Ser Gly Glu Asn Leu Pro Tyr Leu  
 545 550 555 560  
 Val Ala Tyr Gln Ala Thr Val Cys Ala Arg Ala Gln Ala Pro Pro Pro  
 565 570 575  
 Ser Trp Asp Gln Met Trp Lys Cys Leu Ile Arg Leu Lys Pro Thr Leu  
 580 585 590  
 His Gly Pro Thr Pro Leu Leu Tyr Arg Leu Gly Ala Val Gln Asn Glu  
 595 600 605  
 Val Thr Leu Thr His Pro Val Thr Lys Tyr Ile Met Thr Cys Met Ser  
 610 615 620  
 Ala Asp Leu Glu Val Val Thr Ser Thr Trp Val Leu Val Gly Gly Val  
 625 630 635 640  
 Leu Ala Ala Leu Ala Ala Tyr Cys Leu Ser Thr Gly Cys Val Val Ile  
 645 650 655  
 Val Gly Arg Ile Val Leu Ser Gly Lys Pro Ala Ile Ile Pro Asp Arg  
 660 665 670  
 Glu Val Leu Tyr Arg Glu Phe Asp Glu Met Glu Glu Cys  
 675 680 685

<210> 170  
 <211> 685  
 <212> PRT  
 <213> Artificial Sequence

<220>  
 <223> Mutant Hepatitis C virus NS3/4A peptide

<400> 170  
 Ala Pro Ile Thr Ala Tyr Ala Gln Gln Thr Arg Gly Leu Leu Gly Cys  
 1 5 10 15  
 Ile Ile Thr Ser Leu Thr Gly Arg Asp Lys Asn Gln Val Glu Gly Glu  
 20 25 30  
 Val Gln Ile Val Ser Thr Ala Ala Gln Thr Phe Leu Ala Thr Cys Ile  
 35 40 45  
 Asn Gly Val Cys Trp Thr Val Tyr His Gly Ala Gly Thr Arg Thr Ile  
 50 55 60  
 Ala Ser Pro Lys Gly Pro Val Ile Gln Met Tyr Thr Asn Val Asp Gln  
 65 70 75 80  
 Asp Leu Val Gly Trp Pro Ala Pro Gln Gly Ala Arg Ser Leu Thr Pro  
 85 90 95  
 Cys Thr Cys Gly Ser Ser Asp Leu Tyr Leu Val Thr Arg His Ala Asp  
 100 105 110  
 Val Ile Pro Val Arg Arg Arg Gly Asp Gly Arg Gly Ser Leu Leu Ser  
 115 120 125  
 Pro Arg Ala Ile Ser Tyr Leu Lys Gly Ser Ser Gly Gly Pro Leu Leu  
 130 135 140  
 Cys Pro Ala Gly His Ala Val Gly Ile Phe Arg Ala Ala Val Cys Thr  
 145 150 155 160  
 Arg Gly Val Ala Lys Ala Val Asp Phe Ile Pro Val Glu Ser Leu Glu  
 165 170 175  
 Thr Thr Met Arg Ser Pro Val Phe Ser Asp Asn Ser Ser Pro Pro Ala  
 180 185 190  
 Val Pro Gln Ser Tyr Gln Val Ala His Leu His Ala Pro Thr Gly Ser  
 195 200 205

Gly Lys Ser Thr Lys Val Pro Ala Ala Tyr Ala Ala Gln Gly Tyr Lys  
 210 215 220  
 Val Leu Val Leu Asn Pro Ser Val Ala Ala Thr Met Gly Phe Gly Ala  
 225 230 235 240  
 Tyr Met Ser Lys Ala His Gly Ile Asp Pro Asn Ile Arg Thr Gly Val  
 245 250 255  
 Arg Thr Ile Thr Thr Gly Ser Pro Ile Thr Tyr Ser Thr Tyr Gly Lys  
 260 265 270  
 Phe Leu Ala Asp Gly Gly Cys Ser Gly Gly Ala Tyr Asp Ile Ile Ile  
 275 280 285  
 Cys Asp Glu Cys His Ser Thr Asp Ala Thr Ser Ile Leu Gly Ile Gly  
 290 295 300  
 Thr Val Leu Asp Gln Ala Glu Thr Ala Gly Ala Arg Leu Thr Val Leu  
 305 310 315 320  
 Ala Thr Ala Thr Pro Pro Gly Ser Val Thr Val Pro His Pro Asn Ile  
 325 330 335  
 Glu Glu Val Ala Leu Ser Thr Thr Gly Glu Ile Pro Phe Tyr Gly Lys  
 340 345 350  
 Ala Ile Pro Leu Glu Ala Ile Lys Gly Gly Arg His Leu Ile Phe Cys  
 355 360 365  
 His Ser Lys Lys Lys Cys Asp Glu Leu Ala Ala Lys Leu Val Ala Leu  
 370 375 380  
 Gly Val Asn Ala Val Ala Tyr Tyr Arg Gly Leu Asp Val Ser Val Ile  
 385 390 395 400  
 Pro Thr Ser Gly Asp Val Val Val Val Ala Thr Asp Ala Leu Met Thr  
 405 410 415  
 Gly Phe Thr Gly Asp Phe Asp Ser Val Ile Asp Cys Asn Thr Cys Val  
 420 425 430  
 Thr Gln Thr Val Asp Phe Ser Leu Asp Pro Thr Phe Thr Ile Glu Thr  
 435 440 445  
 Ile Thr Leu Pro Gln Asp Ala Val Ser Arg Thr Gln Arg Arg Gly Arg  
 450 455 460  
 Thr Gly Arg Gly Lys Pro Gly Ile Tyr Arg Phe Val Ala Pro Gly Glu  
 465 470 475 480  
 Arg Pro Ser Gly Met Phe Asp Ser Ser Val Leu Cys Glu Cys Tyr Asp  
 485 490 495  
 Ala Gly Cys Ala Trp Tyr Glu Leu Thr Pro Ala Glu Thr Thr Val Arg  
 500 505 510  
 Leu Arg Ala Tyr Met Asn Thr Pro Gly Leu Pro Val Cys Gln Asp His  
 515 520 525  
 Leu Glu Phe Trp Glu Gly Val Phe Thr Gly Leu Thr His Ile Asp Ala  
 530 535 540  
 His Phe Leu Ser Gln Thr Lys Gln Ser Gly Glu Asn Leu Pro Tyr Leu  
 545 550 555 560  
 Val Ala Tyr Gln Ala Thr Val Cys Ala Arg Ala Gln Ala Pro Pro Pro  
 565 570 575  
 Ser Trp Asp Gln Met Trp Lys Cys Leu Ile Arg Leu Lys Pro Thr Leu  
 580 585 590  
 His Gly Pro Thr Pro Leu Leu Tyr Arg Leu Gly Ala Val Gln Asn Glu  
 595 600 605  
 Val Thr Leu Thr His Pro Val Thr Lys Tyr Ile Met Thr Cys Met Ser  
 610 615 620  
 Ala Asp Leu Glu Val Val Thr Ser Thr Trp Val Leu Val Gly Gly Val  
 625 630 635 640  
 Leu Ala Ala Leu Ala Ala Tyr Cys Leu Ser Thr Gly Cys Val Val Ile  
 645 650 655  
 Val Gly Arg Ile Val Leu Ser Gly Lys Pro Ala Ile Ile Pro Asp Arg



660 665 670  
 Glu Val Leu Tyr Arg Glu Phe Asp Glu Met Glu Glu Cys  
 675 680 685

<210> 171  
 <211> 685  
 <212> PRT  
 <213> Artificial Sequence

<220>  
 <223> Mutant Hepatitis C virus NS3/4A peptide

<400> 171  
 Ala Pro Ile Thr Ala Tyr Ala Gln Gln Thr Arg Gly Leu Leu Gly Cys  
 1 5 10 15  
 Ile Ile Thr Ser Leu Thr Gly Arg Asp Lys Asn Gln Val Glu Gly Glu  
 20 25 30  
 Val Gln Ile Val Ser Thr Ala Ala Gln Thr Phe Leu Ala Thr Cys Ile  
 35 40 45  
 Asn Gly Val Cys Trp Thr Val Tyr His Gly Ala Gly Thr Arg Thr Ile  
 50 55 60  
 Ala Ser Pro Lys Gly Pro Val Ile Gln Met Tyr Thr Asn Val Asp Gln  
 65 70 75 80  
 Asp Leu Val Gly Trp Pro Ala Pro Gln Gly Ala Arg Ser Leu Thr Pro  
 85 90 95  
 Cys Thr Cys Gly Ser Ser Asp Leu Tyr Leu Val Thr Arg His Ala Asp  
 100 105 110  
 Val Ile Pro Val Arg Arg Arg Gly Asp Gly Arg Gly Ser Leu Leu Ser  
 115 120 125  
 Pro Arg Pro Ala Ser Tyr Leu Lys Gly Ser Ser Gly Pro Leu Leu  
 130 135 140  
 Cys Pro Ala Gly His Ala Val Gly Ile Phe Arg Ala Ala Val Cys Thr  
 145 150 155 160  
 Arg Gly Val Ala Lys Ala Val Asp Phe Ile Pro Val Glu Ser Leu Glu  
 165 170 175  
 Thr Thr Met Arg Ser Pro Val Phe Ser Asp Asn Ser Ser Pro Pro Ala  
 180 185 190  
 Val Pro Gln Ser Tyr Gln Val Ala His Leu His Ala Pro Thr Gly Ser  
 195 200 205  
 Gly Lys Ser Thr Lys Val Pro Ala Ala Tyr Ala Ala Gln Gly Tyr Lys  
 210 215 220  
 Val Leu Val Leu Asn Pro Ser Val Ala Ala Thr Met Gly Phe Gly Ala  
 225 230 235 240  
 Tyr Met Ser Lys Ala His Gly Ile Asp Pro Asn Ile Arg Thr Gly Val  
 245 250 255  
 Arg Thr Ile Thr Thr Gly Ser Pro Ile Thr Tyr Ser Thr Tyr Gly Lys  
 260 265 270  
 Phe Leu Ala Asp Gly Gly Cys Ser Gly Gly Ala Tyr Asp Ile Ile Ile  
 275 280 285  
 Cys Asp Glu Cys His Ser Thr Asp Ala Thr Ser Ile Leu Gly Ile Gly  
 290 295 300  
 Thr Val Leu Asp Gln Ala Glu Thr Ala Gly Ala Arg Leu Thr Val Leu  
 305 310 315 320  
 Ala Thr Ala Thr Pro Pro Gly Ser Val Thr Val Pro His Pro Asn Ile  
 325 330 335  
 Glu Glu Val Ala Leu Ser Thr Thr Gly Glu Ile Pro Phe Tyr Gly Lys

340  
 Ala Ile Pro Leu Glu Ala Ile Lys Gly Gly Arg His Leu Ile Phe Cys  
 355 360 365  
 His Ser Lys Lys Lys Cys Asp Glu Leu Ala Ala Lys Leu Val Ala Leu  
 370 375 380  
 Gly Val Asn Ala Val Ala Tyr Tyr Arg Gly Leu Asp Val Ser Val Ile  
 385 390 395 400  
 Pro Thr Ser Gly Asp Val Val Val Val Ala Thr Asp Ala Leu Met Thr  
 405 410 415  
 Gly Phe Thr Gly Asp Phe Asp Ser Val Ile Asp Cys Asn Thr Cys Val  
 420 425 430  
 Thr Gln Thr Val Asp Phe Ser Leu Asp Pro Thr Phe Thr Ile Glu Thr  
 435 440 445  
 Ile Thr Leu Pro Gln Asp Ala Val Ser Arg Thr Gln Arg Arg Gly Arg  
 450 455 460  
 Thr Gly Arg Gly Lys Pro Gly Ile Tyr Arg Phe Val Ala Pro Gly Glu  
 465 470 475 480  
 Arg Pro Ser Gly Met Phe Asp Ser Ser Val Leu Cys Glu Cys Tyr Asp  
 485 490 495  
 Ala Gly Cys Ala Trp Tyr Glu Leu Thr Pro Ala Glu Thr Thr Val Arg  
 500 505 510  
 Leu Arg Ala Tyr Met Asn Thr Pro Gly Leu Pro Val Cys Gln Asp His  
 515 520 525  
 Leu Glu Phe Trp Glu Gly Val Phe Thr Gly Leu Thr His Ile Asp Ala  
 530 535 540  
 His Phe Leu Ser Gln Thr Lys Gln Ser Gly Glu Asn Leu Pro Tyr Leu  
 545 550 555 560  
 Val Ala Tyr Gln Ala Thr Val Cys Ala Arg Ala Gln Ala Pro Pro Pro  
 565 570 575  
 Ser Trp Asp Gln Met Trp Lys Cys Leu Ile Arg Leu Lys Pro Thr Leu  
 580 585 590  
 His Gly Pro Thr Pro Leu Leu Tyr Arg Leu Gly Ala Val Gln Asn Glu  
 595 600 605  
 Val Thr Leu Thr His Pro Val Thr Lys Tyr Ile Met Thr Cys Met Ser  
 610 615 620  
 Ala Asp Leu Glu Val Val Thr Ser Thr Trp Val Leu Val Gly Gly Val  
 625 630 635 640  
 Leu Ala Ala Leu Ala Tyr Cys Leu Ser Thr Gly Cys Val Val Ile  
 645 650 655  
 Val Gly Arg Ile Val Leu Ser Gly Lys Pro Ala Ile Ile Pro Asp Arg  
 660 665 670  
 Glu Val Leu Tyr Arg Glu Phe Asp Glu Met Glu Glu Cys  
 675 680 685

<210> 172

<211> 685

<212> PRT

<213> Artificial Sequence

<220>

<223> Mutant Hepatitis C virus NS3/4A peptide

<400> 172

Ala Pro Ile Thr Ala Tyr Ala Gln Gln Thr Arg Gly Leu Leu Gly Cys  
 1 5 10 15  
 Ile Ile Thr Ser Leu Thr Gly Arg Asp Lys Asn Gln Val Glu Gly Glu

			20					25					30			
Val	Gln	Ile	Val	Ser	Thr	Ala	Ala	Gln	Thr	Phe	Leu	Ala	Thr	Cys	Ile	
		35						40					45			
Asn	Gly	Val	Cys	Trp	Thr	Val	Tyr	His	Gly	Ala	Gly	Thr	Arg	Thr	Ile	
		50						55					60			
Ala	Ser	Pro	Lys	Gly	Pro	Val	Ile	Gln	Met	Tyr	Thr	Asn	Val	Asp	Gln	
65								70			75				80	
Asp	Leu	Val	Gly	Trp	Pro	Ala	Pro	Gln	Gly	Ala	Arg	Ser	Leu	Thr	Pro	
															95	
Cys	Thr	Cys	Gly	Ser	Ser	Asp	Leu	Tyr	Leu	Val	Thr	Arg	His	Ala	Asp	
			100					105						110		
Val	Ile	Pro	Val	Arg	Arg	Arg	Gly	Asp	Gly	Arg	Gly	Ser	Leu	Leu	Ser	
			115					120						125		
Pro	Arg	Pro	Ile	Ala	Tyr	Leu	Lys	Gly	Ser	Ser	Gly	Gly	Pro	Leu	Leu	
							135					140				
Cys	Pro	Ala	Gly	His	Ala	Val	Gly	Ile	Phe	Arg	Ala	Ala	Val	Cys	Thr	
145							150				155				160	
Arg	Gly	Val	Ala	Lys	Ala	Val	Asp	Phe	Ile	Pro	Val	Glu	Ser	Leu	Glu	
							165								175	
Thr	Thr	Met	Arg	Ser	Pro	Val	Phe	Ser	Asp	Asn	Ser	Ser	Pro	Pro	Ala	
								185						190		
Val	Pro	Gln	Ser	Tyr	Gln	Val	Ala	His	Leu	His	Ala	Pro	Thr	Gly	Ser	
								200					205			
Gly	Lys	Ser	Thr	Lys	Val	Pro	Ala	Ala	Tyr	Ala	Ala	Gln	Gly	Tyr	Lys	
								215					220			
Val	Leu	Val	Leu	Asn	Pro	Ser	Val	Ala	Ala	Thr	Met	Gly	Phe	Gly	Ala	
225							230				235				240	
Tyr	Met	Ser	Lys	Ala	His	Gly	Ile	Asp	Pro	Asn	Ile	Arg	Thr	Gly	Val	
								250							255	
Arg	Thr	Ile	Thr	Thr	Gly	Ser	Pro	Ile	Thr	Tyr	Ser	Thr	Tyr	Gly	Lys	
								265							270	
Phe	Leu	Ala	Asp	Gly	Gly	Cys	Ser	Gly	Gly	Ala	Tyr	Asp	Ile	Ile	Ile	
								280					285			
Cys	Asp	Glu	Cys	His	Ser	Thr	Asp	Ala	Thr	Ser	Ile	Leu	Gly	Ile	Gly	
								295							300	
Thr	Val	Leu	Asp	Gln	Ala	Glu	Thr	Ala	Gly	Ala	Arg	Leu	Thr	Val	Leu	
305											315				320	
Ala	Thr	Ala	Thr	Pro	Pro	Gly	Ser	Val	Thr	Val	Pro	His	Pro	Asn	Ile	
											330				335	
Glu	Glu	Val	Ala	Leu	Ser	Thr	Thr	Gly	Glu	Ile	Pro	Phe	Tyr	Gly	Lys	
															350	
Ala	Ile	Pro	Leu	Glu	Ala	Ile	Lys	Gly	Gly	Arg	His	Leu	Ile	Phe	Cys	
															365	
His	Ser	Lys	Lys	Lys	Cys	Asp	Glu	Leu	Ala	Ala	Lys	Leu	Val	Ala	Leu	
															380	
Gly	Val	Asn	Ala	Val	Ala	Tyr	Tyr	Arg	Gly	Leu	Asp	Val	Ser	Val	Ile	
385															400	
Pro	Thr	Ser	Gly	Asp	Val	Val	Val	Val	Ala	Thr	Asp	Ala	Leu	Met	Thr	
															415	
Gly	Phe	Thr	Gly	Asp	Phe	Asp	Ser	Val	Ile	Asp	Cys	Asn	Thr	Cys	Val	
															430	
Thr	Gln	Thr	Val	Asp	Phe	Ser	Leu	Asp	Pro	Thr	Phe	Thr	Ile	Glu	Thr	
															445	
Ile	Thr	Leu	Pro	Gln	Asp	Ala	Val	Ser	Arg	Thr	Gln	Arg	Arg	Gly	Arg	
															460	
Thr	Gly	Arg	Gly	Lys	Pro	Gly	Ile	Tyr	Arg	Phe	Val	Ala	Pro	Gly	Glu	
465															480	

Arg Pro Ser Gly Met Phe Asp Ser Ser Val Leu Cys Glu Cys Tyr Asp  
 485 490 495  
 Ala Gly Cys Ala Trp Tyr Glu Leu Thr Pro Ala Glu Thr Thr Val Arg  
 500 505 510  
 Leu Arg Ala Tyr Met Asn Thr Pro Gly Leu Pro Val Cys Gln Asp His  
 515 520 525  
 Leu Glu Phe Trp Glu Gly Val Phe Thr Gly Leu Thr His Ile Asp Ala  
 530 535 540  
 His Phe Leu Ser Gln Thr Lys Gln Ser Gly Glu Asn Leu Pro Tyr Leu  
 545 550 555 560  
 Val Ala Tyr Gln Ala Thr Val Cys Ala Arg Ala Gln Ala Pro Pro Pro  
 565 570 575  
 Ser Trp Asp Gln Met Trp Lys Cys Leu Ile Arg Leu Lys Pro Thr Leu  
 580 585 590  
 His Gly Pro Thr Pro Leu Leu Tyr Arg Leu Gly Ala Val Gln Asn Glu  
 595 600 605  
 Val Thr Leu Thr His Pro Val Thr Lys Tyr Ile Met Thr Cys Met Ser  
 610 615 620  
 Ala Asp Leu Glu Val Val Thr Ser Thr Trp Val Leu Val Gly Gly Val  
 625 630 635 640  
 Leu Ala Ala Leu Ala Tyr Cys Leu Ser Thr Gly Cys Val Val Ile  
 645 650 655  
 Val Gly Arg Ile Val Leu Ser Gly Lys Pro Ala Ile Ile Pro Asp Arg  
 660 665 670  
 Glu Val Leu Tyr Arg Glu Phe Asp Glu Met Glu Glu Cys  
 675 680 685

<210> 173  
 <211> 685  
 <212> PRT  
 <213> Artificial Sequence

<220>  
 <223> Mutant Hepatitis C virus NS3/4A peptide

<400> 173  
 Ala Pro Ile Thr Ala Tyr Ala Gln Gln Thr Arg Gly Leu Leu Gly Cys  
 1 5 10 15  
 Ile Ile Thr Ser Leu Thr Gly Arg Asp Lys Asn Gln Val Glu Gly Glu  
 20 25 30  
 Val Gln Ile Val Ser Thr Ala Ala Gln Thr Phe Leu Ala Thr Cys Ile  
 35 40 45  
 Asn Gly Val Cys Trp Thr Val Tyr His Gly Ala Gly Thr Arg Thr Ile  
 50 55 60  
 Ala Ser Pro Lys Gly Pro Val Ile Gln Met Tyr Thr Asn Val Asp Gln  
 65 70 75 80  
 Asp Leu Val Gly Trp Pro Ala Pro Gln Gly Ala Arg Ser Leu Thr Pro  
 85 90 95  
 Cys Thr Cys Gly Ser Ser Asp Leu Tyr Leu Val Thr Arg His Ala Asp  
 100 105 110  
 Val Ile Pro Val Arg Arg Arg Gly Asp Gly Arg Gly Ser Leu Leu Ser  
 115 120 125  
 Pro Arg Pro Ile Ser Ala Leu Lys Gly Ser Ser Gly Gly Pro Leu Leu  
 130 135 140  
 Cys Pro Ala Gly His Ala Val Gly Ile Phe Arg Ala Ala Val Cys Thr  
 145 150 155 160

Arg Gly Val Ala Lys Ala Val Asp Phe Ile Pro Val Glu Ser Leu Glu  
 165 170 175  
 Thr Thr Met Arg Ser Pro Val Phe Ser Asp Asn Ser Ser Pro Pro Ala  
 180 185 190  
 Val Pro Gln Ser Tyr Gln Val Ala His Leu His Ala Pro Thr Gly Ser  
 195 200 205  
 Gly Lys Ser Thr Lys Val Pro Ala Ala Tyr Ala Ala Gln Gly Tyr Lys  
 210 215 220  
 Val Leu Val Leu Asn Pro Ser Val Ala Ala Thr Met Gly Phe Gly Ala  
 225 230 235 240  
 Tyr Met Ser Lys Ala His Gly Ile Asp Pro Asn Ile Arg Thr Gly Val  
 245 250 255  
 Arg Thr Ile Thr Thr Gly Ser Pro Ile Thr Tyr Ser Thr Tyr Gly Lys  
 260 265 270  
 Phe Leu Ala Asp Gly Gly Cys Ser Gly Gly Ala Tyr Asp Ile Ile Ile  
 275 280 285  
 Cys Asp Glu Cys His Ser Thr Asp Ala Thr Ser Ile Leu Gly Ile Gly  
 290 295 300  
 Thr Val Leu Asp Gln Ala Glu Thr Ala Gly Ala Arg Leu Thr Val Leu  
 305 310 315 320  
 Ala Thr Ala Thr Pro Pro Gly Ser Val Thr Val Pro His Pro Asn Ile  
 325 330 335  
 Glu Glu Val Ala Leu Ser Thr Thr Gly Glu Ile Pro Phe Tyr Gly Lys  
 340 345 350  
 Ala Ile Pro Leu Glu Ala Ile Lys Gly Gly Arg His Leu Ile Phe Cys  
 355 360 365  
 His Ser Lys Lys Lys Cys Asp Glu Leu Ala Ala Lys Leu Val Ala Leu  
 370 375 380  
 Gly Val Asn Ala Val Ala Tyr Tyr Arg Gly Leu Asp Val Ser Val Ile  
 385 390 395 400  
 Pro Thr Ser Gly Asp Val Val Val Val Ala Thr Asp Ala Leu Met Thr  
 405 410 415  
 Gly Phe Thr Gly Asp Phe Asp Ser Val Ile Asp Cys Asn Thr Cys Val  
 420 425 430  
 Thr Gln Thr Val Asp Phe Ser Leu Asp Pro Thr Phe Thr Ile Glu Thr  
 435 440 445  
 Ile Thr Leu Pro Gln Asp Ala Val Ser Arg Thr Gln Arg Arg Gly Arg  
 450 455 460  
 Thr Gly Arg Gly Lys Pro Gly Ile Tyr Arg Phe Val Ala Pro Gly Glu  
 465 470 475 480  
 Arg Pro Ser Gly Met Phe Asp Ser Ser Val Leu Cys Glu Cys Tyr Asp  
 485 490 495  
 Ala Gly Cys Ala Trp Tyr Glu Leu Thr Pro Ala Glu Thr Thr Val Arg  
 500 505 510  
 Leu Arg Ala Tyr Met Asn Thr Pro Gly Leu Pro Val Cys Gln Asp His  
 515 520 525  
 Leu Glu Phe Trp Glu Gly Val Phe Thr Gly Leu Thr His Ile Asp Ala  
 530 535 540  
 His Phe Leu Ser Gln Thr Lys Gln Ser Gly Glu Asn Leu Pro Tyr Leu  
 545 550 555 560  
 Val Ala Tyr Gln Ala Thr Val Cys Ala Arg Ala Gln Ala Pro Pro Pro  
 565 570 575  
 Ser Trp Asp Gln Met Trp Lys Cys Leu Ile Arg Leu Lys Pro Thr Leu  
 580 585 590  
 His Gly Pro Thr Pro Leu Leu Tyr Arg Leu Gly Ala Val Gln Asn Glu  
 595 600 605  
 Val Thr Leu Thr His Pro Val Thr Lys Tyr Ile Met Thr Cys Met Ser

```

        610                615                620
Ala Asp Leu Glu Val Val Thr Ser Thr Trp Val Leu Val Gly Gly Val
625                630                635                640
Leu Ala Ala Leu Ala Ala Tyr Cys Leu Ser Thr Gly Cys Val Val Ile
        645                650                655
Val Gly Arg Ile Val Leu Ser Gly Lys Pro Ala Ile Ile Pro Asp Arg
        660                665                670
Glu Val Leu Tyr Arg Glu Phe Asp Glu Met Glu Glu Cys
        675                680                685
    
```

<210> 174  
 <211> 685  
 <212> PRT  
 <213> Artificial Sequence

<220>  
 <223> Mutant Hepatitis C virus NS3/4A peptide

```

<400> 174
Ala Pro Ile Thr Ala Tyr Ala Gln Gln Thr Arg Gly Leu Leu Gly Cys
1                5                10                15
Ile Ile Thr Ser Leu Thr Gly Arg Asp Lys Asn Gln Val Glu Gly Glu
        20                25                30
Val Gln Ile Val Ser Thr Ala Ala Gln Thr Phe Leu Ala Thr Cys Ile
        35                40                45
Asn Gly Val Cys Trp Thr Val Tyr His Gly Ala Gly Thr Arg Thr Ile
        50                55                60
Ala Ser Pro Lys Gly Pro Val Ile Gln Met Tyr Thr Asn Val Asp Gln
65                70                75                80
Asp Leu Val Gly Trp Pro Ala Pro Gln Gly Ala Arg Ser Leu Thr Pro
        85                90                95
Cys Thr Cys Gly Ser Ser Asp Leu Tyr Leu Val Thr Arg His Ala Asp
        100               105               110
Val Ile Pro Val Arg Arg Arg Gly Asp Gly Arg Gly Ser Leu Leu Ser
        115               120               125
Pro Arg Pro Ile Ser Tyr Ala Lys Gly Ser Ser Gly Gly Pro Leu Leu
        130               135               140
Cys Pro Ala Gly His Ala Val Gly Ile Phe Arg Ala Ala Val Cys Thr
145                150                155                160
Arg Gly Val Ala Lys Ala Val Asp Phe Ile Pro Val Glu Ser Leu Glu
        165                170                175
Thr Thr Met Arg Ser Pro Val Phe Ser Asp Asn Ser Ser Pro Pro Ala
        180               185               190
Val Pro Gln Ser Tyr Gln Val Ala His Leu His Ala Pro Thr Gly Ser
        195               200               205
Gly Lys Ser Thr Lys Val Pro Ala Ala Tyr Ala Ala Gln Gly Tyr Lys
        210               215               220
Val Leu Val Leu Asn Pro Ser Val Ala Ala Thr Met Gly Phe Gly Ala
225                230                235                240
Tyr Met Ser Lys Ala His Gly Ile Asp Pro Asn Ile Arg Thr Gly Val
        245                250                255
Arg Thr Ile Thr Thr Gly Ser Pro Ile Thr Tyr Ser Thr Tyr Gly Lys
        260               265               270
Phe Leu Ala Asp Gly Gly Cys Ser Gly Gly Ala Tyr Asp Ile Ile Ile
        275                280                285
Cys Asp Glu Cys His Ser Thr Asp Ala Thr Ser Ile Leu Gly Ile Gly
    
```

290 295 300  
 Thr Val Leu Asp Gln Ala Glu Thr Ala Gly Ala Arg Leu Thr Val Leu  
 305 310 315 320  
 Ala Thr Ala Thr Pro Pro Gly Ser Val Thr Val Pro His Pro Asn Ile  
 325 330 335  
 Glu Glu Val Ala Leu Ser Thr Thr Gly Glu Ile Pro Phe Tyr Gly Lys  
 340 345 350  
 Ala Ile Pro Leu Glu Ala Ile Lys Gly Gly Arg His Leu Ile Phe Cys  
 355 360 365  
 His Ser Lys Lys Lys Cys Asp Glu Leu Ala Ala Lys Leu Val Ala Leu  
 370 375 380  
 Gly Val Asn Ala Val Ala Tyr Tyr Arg Gly Leu Asp Val Ser Val Ile  
 385 390 395 400  
 Pro Thr Ser Gly Asp Val Val Val Val Ala Thr Asp Ala Leu Met Thr  
 405 410 415  
 Gly Phe Thr Gly Asp Phe Asp Ser Val Ile Asp Cys Asn Thr Cys Val  
 420 425 430  
 Thr Gln Thr Val Asp Phe Ser Leu Asp Pro Thr Phe Thr Ile Glu Thr  
 435 440 445  
 Ile Thr Leu Pro Gln Asp Ala Val Ser Arg Thr Gln Arg Arg Gly Arg  
 450 455 460  
 Thr Gly Arg Gly Lys Pro Gly Ile Tyr Arg Phe Val Ala Pro Gly Glu  
 465 470 475 480  
 Arg Pro Ser Gly Met Phe Asp Ser Ser Val Leu Cys Glu Cys Tyr Asp  
 485 490 495  
 Ala Gly Cys Ala Trp Tyr Glu Leu Thr Pro Ala Glu Thr Thr Val Arg  
 500 505 510  
 Leu Arg Ala Tyr Met Asn Thr Pro Gly Leu Pro Val Cys Gln Asp His  
 515 520 525  
 Leu Glu Phe Trp Glu Gly Val Phe Thr Gly Leu Thr His Ile Asp Ala  
 530 535 540  
 His Phe Leu Ser Gln Thr Lys Gln Ser Gly Glu Asn Leu Pro Tyr Leu  
 545 550 555 560  
 Val Ala Tyr Gln Ala Thr Val Cys Ala Arg Ala Gln Ala Pro Pro Pro  
 565 570 575  
 Ser Trp Asp Gln Met Trp Lys Cys Leu Ile Arg Leu Lys Pro Thr Leu  
 580 585 590  
 His Gly Pro Thr Pro Leu Leu Tyr Arg Leu Gly Ala Val Gln Asn Glu  
 595 600 605  
 Val Thr Leu Thr His Pro Val Thr Lys Tyr Ile Met Thr Cys Met Ser  
 610 615 620  
 Ala Asp Leu Glu Val Val Thr Ser Thr Trp Val Leu Val Gly Gly Val  
 625 630 635 640  
 Leu Ala Ala Leu Ala Ala Tyr Cys Leu Ser Thr Gly Cys Val Val Ile  
 645 650 655  
 Val Gly Arg Ile Val Leu Ser Gly Lys Pro Ala Ile Ile Pro Asp Arg  
 660 665 670  
 Glu Val Leu Tyr Arg Glu Phe Asp Glu Met Glu Glu Cys  
 675 680 685

<210> 175  
 <211> 685  
 <212> PRT  
 <213> Artificial Sequence

<220>

<223> Mutant Hepatitis C virus NS3/4A peptide

<400> 175

Ala Pro Ile Thr Ala Tyr Ala Gln Gln Thr Arg Gly Leu Leu Gly Cys  
 1 5 10 15  
 Ile Ile Thr Ser Leu Thr Gly Arg Asp Lys Asn Gln Val Glu Gly Glu  
 20 25 30  
 Val Gln Ile Val Ser Thr Ala Ala Gln Thr Phe Leu Ala Thr Cys Ile  
 35 40 45  
 Asn Gly Val Cys Trp Thr Val Tyr His Gly Ala Gly Thr Arg Thr Ile  
 50 55 60  
 Ala Ser Pro Lys Gly Pro Val Ile Gln Met Tyr Thr Asn Val Asp Gln  
 65 70 75 80  
 Asp Leu Val Gly Trp Pro Ala Pro Gln Gly Ala Arg Ser Leu Thr Pro  
 85 90 95  
 Cys Thr Cys Gly Ser Ser Asp Leu Tyr Leu Val Thr Arg His Ala Asp  
 100 105 110  
 Val Ile Pro Val Arg Arg Arg Gly Asp Gly Arg Gly Ser Leu Leu Ser  
 115 120 125  
 Pro Arg Pro Ile Ser Tyr Leu Ala Gly Ser Ser Gly Gly Pro Leu Leu  
 130 135 140  
 Cys Pro Ala Gly His Ala Val Gly Ile Phe Arg Ala Ala Val Cys Thr  
 145 150 155 160  
 Arg Gly Val Ala Lys Ala Val Asp Phe Ile Pro Val Glu Ser Leu Glu  
 165 170 175  
 Thr Thr Met Arg Ser Pro Val Phe Ser Asp Asn Ser Ser Pro Pro Ala  
 180 185 190  
 Val Pro Gln Ser Tyr Gln Val Ala His Leu His Ala Pro Thr Gly Ser  
 195 200 205  
 Gly Lys Ser Thr Lys Val Pro Ala Ala Tyr Ala Ala Gln Gly Tyr Lys  
 210 215 220  
 Val Leu Val Leu Asn Pro Ser Val Ala Ala Thr Met Gly Phe Gly Ala  
 225 230 235 240  
 Tyr Met Ser Lys Ala His Gly Ile Asp Pro Asn Ile Arg Thr Gly Val  
 245 250 255  
 Arg Thr Ile Thr Thr Gly Ser Pro Ile Thr Tyr Ser Thr Tyr Gly Lys  
 260 265 270  
 Phe Leu Ala Asp Gly Gly Cys Ser Gly Gly Ala Tyr Asp Ile Ile Ile  
 275 280 285  
 Cys Asp Glu Cys His Ser Thr Asp Ala Thr Ser Ile Leu Gly Ile Gly  
 290 295 300  
 Thr Val Leu Asp Gln Ala Glu Thr Ala Gly Ala Arg Leu Thr Val Leu  
 305 310 315 320  
 Ala Thr Ala Thr Pro Pro Gly Ser Val Thr Val Pro His Pro Asn Ile  
 325 330 335  
 Glu Glu Val Ala Leu Ser Thr Thr Gly Glu Ile Pro Phe Tyr Gly Lys  
 340 345 350  
 Ala Ile Pro Leu Glu Ala Ile Lys Gly Gly Arg His Leu Ile Phe Cys  
 355 360 365  
 His Ser Lys Lys Lys Cys Asp Glu Leu Ala Ala Lys Leu Val Ala Leu  
 370 375 380  
 Gly Val Asn Ala Val Ala Tyr Tyr Arg Gly Leu Asp Val Ser Val Ile  
 385 390 395 400  
 Pro Thr Ser Gly Asp Val Val Val Val Ala Thr Asp Ala Leu Met Thr  
 405 410 415  
 Gly Phe Thr Gly Asp Phe Asp Ser Val Ile Asp Cys Asn Thr Cys Val  
 420 425 430



Thr Gln Thr Val Asp Phe Ser Leu Asp Pro Thr Phe Thr Ile Glu Thr  
 435 440 445  
 Ile Thr Leu Pro Gln Asp Ala Val Ser Arg Thr Gln Arg Arg Gly Arg  
 450 455 460  
 Thr Gly Arg Gly Lys Pro Gly Ile Tyr Arg Phe Val Ala Pro Gly Glu  
 465 470 475 480  
 Arg Pro Ser Gly Met Phe Asp Ser Ser Val Leu Cys Glu Cys Tyr Asp  
 485 490 495  
 Ala Gly Cys Ala Trp Tyr Glu Leu Thr Pro Ala Glu Thr Thr Val Arg  
 500 505 510  
 Leu Arg Ala Tyr Met Asn Thr Pro Gly Leu Pro Val Cys Gln Asp His  
 515 520 525  
 Leu Glu Phe Trp Glu Gly Val Phe Thr Gly Leu Thr His Ile Asp Ala  
 530 535 540  
 His Phe Leu Ser Gln Thr Lys Gln Ser Gly Glu Asn Leu Pro Tyr Leu  
 545 550 555 560  
 Val Ala Tyr Gln Ala Thr Val Cys Ala Arg Ala Gln Ala Pro Pro Pro  
 565 570 575  
 Ser Trp Asp Gln Met Trp Lys Cys Leu Ile Arg Leu Lys Pro Thr Leu  
 580 585 590  
 His Gly Pro Thr Pro Leu Leu Tyr Arg Leu Gly Ala Val Gln Asn Glu  
 595 600 605  
 Val Thr Leu Thr His Pro Val Thr Lys Tyr Ile Met Thr Cys Met Ser  
 610 615 620  
 Ala Asp Leu Glu Val Val Thr Ser Thr Trp Val Leu Val Gly Gly Val  
 625 630 635 640  
 Leu Ala Ala Leu Ala Ala Tyr Cys Leu Ser Thr Gly Cys Val Val Ile  
 645 650 655  
 Val Gly Arg Ile Val Leu Ser Gly Lys Pro Ala Ile Ile Pro Asp Arg  
 660 665 670  
 Glu Val Leu Tyr Arg Glu Phe Asp Glu Met Glu Glu Cys  
 675 680 685

<210> 176

<211> 685

<212> PRT

<213> Artificial Sequence

<220>

<223> Mutant Hepatitis C virus NS3/4A peptide

<400> 176

Ala Pro Ile Thr Ala Tyr Ala Gln Gln Thr Arg Gly Leu Leu Gly Cys  
 1 5 10 15  
 Ile Ile Thr Ser Leu Thr Gly Arg Asp Lys Asn Gln Val Glu Gly Glu  
 20 25 30  
 Val Gln Ile Val Ser Thr Ala Ala Gln Thr Phe Leu Ala Thr Cys Ile  
 35 40 45  
 Asn Gly Val Cys Trp Thr Val Tyr His Gly Ala Gly Thr Arg Thr Ile  
 50 55 60  
 Ala Ser Pro Lys Gly Pro Val Ile Gln Met Tyr Thr Asn Val Asp Gln  
 65 70 75 80  
 Asp Leu Val Gly Trp Pro Ala Pro Gln Gly Ala Arg Ser Leu Thr Pro  
 85 90 95  
 Cys Thr Cys Gly Ser Ser Asp Leu Tyr Leu Val Thr Arg His Ala Asp  
 100 105 110

Val Ile Pro Val Arg Arg Arg Gly Asp Gly Arg Gly Ser Leu Leu Ser  
 115 120 125  
 Pro Arg Pro Ile Ser Tyr Leu Lys Ala Ser Ser Gly Gly Pro Leu Leu  
 130 135 140  
 Cys Pro Ala Gly His Ala Val Gly Ile Phe Arg Ala Ala Val Cys Thr  
 145 150 155 160  
 Arg Gly Val Ala Lys Ala Val Asp Phe Ile Pro Val Glu Ser Leu Glu  
 165 170 175  
 Thr Thr Met Arg Ser Pro Val Phe Ser Asp Asn Ser Ser Pro Pro Ala  
 180 185 190  
 Val Pro Gln Ser Tyr Gln Val Ala His Leu His Ala Pro Thr Gly Ser  
 195 200 205  
 Gly Lys Ser Thr Lys Val Pro Ala Ala Tyr Ala Ala Gln Gly Tyr Lys  
 210 215 220  
 Val Leu Val Leu Asn Pro Ser Val Ala Ala Thr Met Gly Phe Gly Ala  
 225 230 235 240  
 Tyr Met Ser Lys Ala His Gly Ile Asp Pro Asn Ile Arg Thr Gly Val  
 245 250 255  
 Arg Thr Ile Thr Thr Gly Ser Pro Ile Thr Tyr Ser Thr Tyr Gly Lys  
 260 265 270  
 Phe Leu Ala Asp Gly Gly Cys Ser Gly Gly Ala Tyr Asp Ile Ile Ile  
 275 280 285  
 Cys Asp Glu Cys His Ser Thr Asp Ala Thr Ser Ile Leu Gly Ile Gly  
 290 295 300  
 Thr Val Leu Asp Gln Ala Glu Thr Ala Gly Ala Arg Leu Thr Val Leu  
 305 310 315 320  
 Ala Thr Ala Thr Pro Gly Ser Val Thr Val Pro His Pro Asn Ile  
 325 330 335  
 Glu Glu Val Ala Leu Ser Thr Thr Gly Glu Ile Pro Phe Tyr Gly Lys  
 340 345 350  
 Ala Ile Pro Leu Glu Ala Ile Lys Gly Gly Arg His Leu Ile Phe Cys  
 355 360 365  
 His Ser Lys Lys Lys Cys Asp Glu Leu Ala Ala Lys Leu Val Ala Leu  
 370 375 380  
 Gly Val Asn Ala Val Ala Tyr Tyr Arg Gly Leu Asp Val Ser Val Ile  
 385 390 395 400  
 Pro Thr Ser Gly Asp Val Val Val Val Ala Thr Asp Ala Leu Met Thr  
 405 410 415  
 Gly Phe Thr Gly Asp Phe Asp Ser Val Ile Asp Cys Asn Thr Cys Val  
 420 425 430  
 Thr Gln Thr Val Asp Phe Ser Leu Asp Pro Thr Phe Thr Ile Glu Thr  
 435 440 445  
 Ile Thr Leu Pro Gln Asp Ala Val Ser Arg Thr Gln Arg Arg Gly Arg  
 450 455 460  
 Thr Gly Arg Gly Lys Pro Gly Ile Tyr Arg Phe Val Ala Pro Gly Glu  
 465 470 475 480  
 Arg Pro Ser Gly Met Phe Asp Ser Ser Val Leu Cys Glu Cys Tyr Asp  
 485 490 495  
 Ala Gly Cys Ala Trp Tyr Glu Leu Thr Pro Ala Glu Thr Thr Val Arg  
 500 505 510  
 Leu Arg Ala Tyr Met Asn Thr Pro Gly Leu Pro Val Cys Gln Asp His  
 515 520 525  
 Leu Glu Phe Trp Glu Gly Val Phe Thr Gly Leu Thr His Ile Asp Ala  
 530 535 540  
 His Phe Leu Ser Gln Thr Lys Gln Ser Gly Glu Asn Leu Pro Tyr Leu  
 545 550 555 560  
 Val Ala Tyr Gln Ala Thr Val Cys Ala Arg Ala Gln Ala Pro Pro Pro

				565					570					575		
Ser	Trp	Asp	Gln	Met	Trp	Lys	Cys	Leu	Ile	Arg	Leu	Lys	Pro	Thr	Leu	
			580					585					590			
His	Gly	Pro	Thr	Pro	Leu	Leu	Tyr	Arg	Leu	Gly	Ala	Val	Gln	Asn	Glu	
		595					600					605				
Val	Thr	Leu	Thr	His	Pro	Val	Thr	Lys	Tyr	Ile	Met	Thr	Cys	Met	Ser	
	610					615					620					
Ala	Asp	Leu	Glu	Val	Val	Thr	Ser	Thr	Trp	Val	Leu	Val	Gly	Gly	Val	
625					630					635					640	
Leu	Ala	Ala	Leu	Ala	Ala	Tyr	Cys	Leu	Ser	Thr	Gly	Cys	Val	Val	Ile	
				645					650					655		
Val	Gly	Arg	Ile	Val	Leu	Ser	Gly	Lys	Pro	Ala	Ile	Ile	Pro	Asp	Arg	
			660					665					670			
Glu	Val	Leu	Tyr	Arg	Glu	Phe	Asp	Glu	Met	Glu	Glu	Cys				
		675					680					685				

<210> 177

<211> 685

<212> PRT

<213> Artificial Sequence

<220>

<223> Mutant Hepatitis C virus NS3/4A peptide

<400> 177

Ala	Pro	Ile	Thr	Ala	Tyr	Ala	Gln	Gln	Thr	Arg	Gly	Leu	Leu	Gly	Cys	
1				5					10					15		
Ile	Ile	Thr	Ser	Leu	Thr	Gly	Arg	Asp	Lys	Asn	Gln	Val	Glu	Gly	Glu	
			20					25					30			
Val	Gln	Ile	Val	Ser	Thr	Ala	Ala	Gln	Thr	Phe	Leu	Ala	Thr	Cys	Ile	
		35				40						45				
Asn	Gly	Val	Cys	Trp	Thr	Val	Tyr	His	Gly	Ala	Gly	Thr	Arg	Thr	Ile	
	50					55					60					
Ala	Ser	Pro	Lys	Gly	Pro	Val	Ile	Gln	Met	Tyr	Thr	Asn	Val	Asp	Gln	
65					70					75				80		
Asp	Leu	Val	Gly	Trp	Pro	Ala	Pro	Gln	Gly	Ala	Arg	Ser	Leu	Thr	Pro	
				85				90						95		
Cys	Thr	Cys	Gly	Ser	Ser	Asp	Leu	Tyr	Leu	Val	Thr	Arg	His	Ala	Asp	
			100					105					110			
Val	Ile	Pro	Val	Arg	Arg	Arg	Gly	Asp	Gly	Arg	Gly	Ser	Leu	Leu	Ser	
		115					120					125				
Pro	Arg	Pro	Ile	Ser	Tyr	Leu	Lys	Gly	Ala	Ser	Gly	Gly	Pro	Leu	Leu	
		130				135						140				
Cys	Pro	Ala	Gly	His	Ala	Val	Gly	Ile	Phe	Arg	Ala	Ala	Val	Cys	Thr	
145					150					155				160		
Arg	Gly	Val	Ala	Lys	Ala	Val	Asp	Phe	Ile	Pro	Val	Glu	Ser	Leu	Glu	
				165					170					175		
Thr	Thr	Met	Arg	Ser	Pro	Val	Phe	Ser	Asp	Asn	Ser	Ser	Pro	Pro	Ala	
			180					185					190			
Val	Pro	Gln	Ser	Tyr	Gln	Val	Ala	His	Leu	His	Ala	Pro	Thr	Gly	Ser	
		195					200					205				
Gly	Lys	Ser	Thr	Lys	Val	Pro	Ala	Ala	Tyr	Ala	Ala	Gln	Gly	Tyr	Lys	
	210					215					220					
Val	Leu	Val	Leu	Asn	Pro	Ser	Val	Ala	Ala	Thr	Met	Gly	Phe	Gly	Ala	
225				230						235				240		
Tyr	Met	Ser	Lys	Ala	His	Gly	Ile	Asp	Pro	Asn	Ile	Arg	Thr	Gly	Val	

				245					250					255		
Arg	Thr	Ile	Thr	Thr	Gly	Ser	Pro	Ile	Thr	Tyr	Ser	Thr	Tyr	Gly	Lys	
			260					265					270			
Phe	Leu	Ala	Asp	Gly	Gly	Cys	Ser	Gly	Gly	Ala	Tyr	Asp	Ile	Ile	Ile	
		275					280					285				
Cys	Asp	Glu	Cys	His	Ser	Thr	Asp	Ala	Thr	Ser	Ile	Leu	Gly	Ile	Gly	
		290				295					300					
Thr	Val	Leu	Asp	Gln	Ala	Glu	Thr	Ala	Gly	Ala	Arg	Leu	Thr	Val	Leu	
305					310					315					320	
Ala	Thr	Ala	Thr	Pro	Pro	Gly	Ser	Val	Thr	Val	Pro	His	Pro	Asn	Ile	
				325						330				335		
Glu	Glu	Val	Ala	Leu	Ser	Thr	Thr	Gly	Glu	Ile	Pro	Phe	Tyr	Gly	Lys	
			340					345					350			
Ala	Ile	Pro	Leu	Glu	Ala	Ile	Lys	Gly	Gly	Arg	His	Leu	Ile	Phe	Cys	
		355					360					365				
His	Ser	Lys	Lys	Lys	Cys	Asp	Glu	Leu	Ala	Ala	Lys	Leu	Val	Ala	Leu	
		370				375					380					
Gly	Val	Asn	Ala	Val	Ala	Tyr	Tyr	Arg	Gly	Leu	Asp	Val	Ser	Val	Ile	
385					390					395					400	
Pro	Thr	Ser	Gly	Asp	Val	Val	Val	Val	Ala	Thr	Asp	Ala	Leu	Met	Thr	
				405					410					415		
Gly	Phe	Thr	Gly	Asp	Phe	Asp	Ser	Val	Ile	Asp	Cys	Asn	Thr	Cys	Val	
			420					425					430			
Thr	Gln	Thr	Val	Asp	Phe	Ser	Leu	Asp	Pro	Thr	Phe	Thr	Ile	Glu	Thr	
		435					440					445				
Ile	Thr	Leu	Pro	Gln	Asp	Ala	Val	Ser	Arg	Thr	Gln	Arg	Arg	Gly	Arg	
	450				455						460					
Thr	Gly	Arg	Gly	Lys	Pro	Gly	Ile	Tyr	Arg	Phe	Val	Ala	Pro	Gly	Glu	
465					470					475					480	
Arg	Pro	Ser	Gly	Met	Phe	Asp	Ser	Ser	Val	Leu	Cys	Glu	Cys	Tyr	Asp	
				485					490					495		
Ala	Gly	Cys	Ala	Trp	Tyr	Glu	Leu	Thr	Pro	Ala	Glu	Thr	Thr	Val	Arg	
			500					505					510			
Leu	Arg	Ala	Tyr	Met	Asn	Thr	Pro	Gly	Leu	Pro	Val	Cys	Gln	Asp	His	
		515				520						525				
Leu	Glu	Phe	Trp	Glu	Gly	Val	Phe	Thr	Gly	Leu	Thr	His	Ile	Asp	Ala	
		530				535						540				
His	Phe	Leu	Ser	Gln	Thr	Lys	Gln	Ser	Gly	Glu	Asn	Leu	Pro	Tyr	Leu	
545					550					555					560	
Val	Ala	Tyr	Gln	Ala	Thr	Val	Cys	Ala	Arg	Ala	Gln	Ala	Pro	Pro	Pro	
				565					570					575		
Ser	Trp	Asp	Gln	Met	Trp	Lys	Cys	Leu	Ile	Arg	Leu	Lys	Pro	Thr	Leu	
		580						585					590			
His	Gly	Pro	Thr	Pro	Leu	Leu	Tyr	Arg	Leu	Gly	Ala	Val	Gln	Asn	Glu	
		595					600					605				
Val	Thr	Leu	Thr	His	Pro	Val	Thr	Lys	Tyr	Ile	Met	Thr	Cys	Met	Ser	
	610					615					620					
Ala	Asp	Leu	Glu	Val	Val	Thr	Ser	Thr	Trp	Val	Leu	Val	Gly	Gly	Val	
625					630					635					640	
Leu	Ala	Ala	Leu	Ala	Ala	Tyr	Cys	Leu	Ser	Thr	Gly	Cys	Val	Val	Ile	
				645					650					655		
Val	Gly	Arg	Ile	Val	Leu	Ser	Gly	Lys	Pro	Ala	Ile	Ile	Pro	Asp	Arg	
			660				665						670			
Glu	Val	Leu	Tyr	Arg	Glu	Phe	Asp	Glu	Met	Glu	Glu	Cys				
		675					680					685				

<210> 178  
 <211> 685  
 <212> PRT  
 <213> Artificial Sequence

<220>  
 <223> Mutant Hepatitis C virus NS3/4A peptide

<400> 178  
 Ala Pro Ile Thr Ala Tyr Ala Gln Gln Thr Arg Gly Leu Leu Gly Cys  
 1 5 10 15  
 Ile Ile Thr Ser Leu Thr Gly Arg Asp Lys Asn Gln Val Glu Gly Glu  
 20 25 30  
 Val Gln Ile Val Ser Thr Ala Ala Gln Thr Phe Leu Ala Thr Cys Ile  
 35 40 45  
 Asn Gly Val Cys Trp Thr Val Tyr His Gly Ala Gly Thr Arg Thr Ile  
 50 55 60  
 Ala Ser Pro Lys Gly Pro Val Ile Gln Met Tyr Thr Asn Val Asp Gln  
 65 70 75 80  
 Asp Leu Val Gly Trp Pro Ala Pro Gln Gly Ala Arg Ser Leu Thr Pro  
 85 90 95  
 Cys Thr Cys Gly Ser Ser Asp Leu Tyr Leu Val Thr Arg His Ala Asp  
 100 105 110  
 Val Ile Pro Val Arg Arg Arg Gly Asp Gly Arg Gly Ser Leu Leu Ser  
 115 120 125  
 Pro Arg Pro Ile Ser Tyr Leu Lys Gly Ser Ala Gly Gly Pro Leu Leu  
 130 135 140  
 Cys Pro Ala Gly His Ala Val Gly Ile Phe Arg Ala Ala Val Cys Thr  
 145 150 155 160  
 Arg Gly Val Ala Lys Ala Val Asp Phe Ile Pro Val Glu Ser Leu Glu  
 165 170 175  
 Thr Thr Met Arg Ser Pro Val Phe Ser Asp Asn Ser Ser Pro Pro Ala  
 180 185 190  
 Val Pro Gln Ser Tyr Gln Val Ala His Leu His Ala Pro Thr Gly Ser  
 195 200 205  
 Gly Lys Ser Thr Lys Val Pro Ala Ala Tyr Ala Ala Gln Gly Tyr Lys  
 210 215 220  
 Val Leu Val Leu Asn Pro Ser Val Ala Ala Thr Met Gly Phe Gly Ala  
 225 230 235 240  
 Tyr Met Ser Lys Ala His Gly Ile Asp Pro Asn Ile Arg Thr Gly Val  
 245 250 255  
 Arg Thr Ile Thr Thr Gly Ser Pro Ile Thr Tyr Ser Thr Tyr Gly Lys  
 260 265 270  
 Phe Leu Ala Asp Gly Gly Cys Ser Gly Gly Ala Tyr Asp Ile Ile Ile  
 275 280 285  
 Cys Asp Glu Cys His Ser Thr Asp Ala Thr Ser Ile Leu Gly Ile Gly  
 290 295 300  
 Thr Val Leu Asp Gln Ala Glu Thr Ala Gly Ala Arg Leu Thr Val Leu  
 305 310 315 320  
 Ala Thr Ala Thr Pro Pro Gly Ser Val Thr Val Pro His Pro Asn Ile  
 325 330 335  
 Glu Glu Val Ala Leu Ser Thr Thr Gly Glu Ile Pro Phe Tyr Gly Lys  
 340 345 350  
 Ala Ile Pro Leu Glu Ala Ile Lys Gly Gly Arg His Leu Ile Phe Cys  
 355 360 365  
 His Ser Lys Lys Lys Cys Asp Glu Leu Ala Ala Lys Leu Val Ala Leu  
 370 375 380

Gly Val Asn Ala Val Ala Tyr Tyr Arg Gly Leu Asp Val Ser Val Ile  
 385 390 395 400  
 Pro Thr Ser Gly Asp Val Val Val Val Ala Thr Asp Ala Leu Met Thr  
 405 410 415  
 Gly Phe Thr Gly Asp Phe Asp Ser Val Ile Asp Cys Asn Thr Cys Val  
 420 425 430  
 Thr Gln Thr Val Asp Phe Ser Leu Asp Pro Thr Phe Thr Ile Glu Thr  
 435 440 445  
 Ile Thr Leu Pro Gln Asp Ala Val Ser Arg Thr Gln Arg Arg Gly Arg  
 450 455 460  
 Thr Gly Arg Gly Lys Pro Gly Ile Tyr Arg Phe Val Ala Pro Gly Glu  
 465 470 475 480  
 Arg Pro Ser Gly Met Phe Asp Ser Ser Val Leu Cys Glu Cys Tyr Asp  
 485 490 495  
 Ala Gly Cys Ala Trp Tyr Glu Leu Thr Pro Ala Glu Thr Thr Val Arg  
 500 505 510  
 Leu Arg Ala Tyr Met Asn Thr Pro Gly Leu Pro Val Cys Gln Asp His  
 515 520 525  
 Leu Glu Phe Trp Glu Gly Val Phe Thr Gly Leu Thr His Ile Asp Ala  
 530 535 540  
 His Phe Leu Ser Gln Thr Lys Gln Ser Gly Glu Asn Leu Pro Tyr Leu  
 545 550 555 560  
 Val Ala Tyr Gln Ala Thr Val Cys Ala Arg Ala Gln Ala Pro Pro Pro  
 565 570 575  
 Ser Trp Asp Gln Met Trp Lys Cys Leu Ile Arg Leu Lys Pro Thr Leu  
 580 585 590  
 His Gly Pro Thr Pro Leu Leu Tyr Arg Leu Gly Ala Val Gln Asn Glu  
 595 600 605  
 Val Thr Leu Thr His Pro Val Thr Lys Tyr Ile Met Thr Cys Met Ser  
 610 615 620  
 Ala Asp Leu Glu Val Val Thr Ser Thr Trp Val Leu Val Gly Gly Val  
 625 630 635 640  
 Leu Ala Ala Leu Ala Ala Tyr Cys Leu Ser Thr Gly Cys Val Val Ile  
 645 650 655  
 Val Gly Arg Ile Val Leu Ser Gly Lys Pro Ala Ile Ile Pro Asp Arg  
 660 665 670  
 Glu Val Leu Tyr Arg Glu Phe Asp Glu Met Glu Glu Cys  
 675 680 685

<210> 179  
 <211> 685  
 <212> PRT  
 <213> Artificial Sequence

<220>  
 <223> Mutant Hepatitis C virus NS3/4A peptide

<400> 179  
 Ala Pro Ile Thr Ala Tyr Ala Gln Gln Thr Arg Gly Leu Leu Gly Cys  
 1 5 10 15  
 Ile Ile Thr Ser Leu Thr Gly Arg Asp Lys Asn Gln Val Glu Gly Glu  
 20 25 30  
 Val Gln Ile Val Ser Thr Ala Ala Gln Thr Phe Leu Ala Thr Cys Ile  
 35 40 45  
 Asn Gly Val Cys Trp Thr Val Tyr His Gly Ala Gly Thr Arg Thr Ile  
 50 55 60

Ala Ser Pro Lys Gly Pro Val Ile Gln Met Tyr Thr Asn Val Asp Gln  
65 70 75 80  
Asp Leu Val Gly Trp Pro Ala Pro Gln Gly Ala Arg Ser Leu Thr Pro  
85 90 95  
Cys Thr Cys Gly Ser Ser Asp Leu Tyr Leu Val Thr Arg His Ala Asp  
100 105 110  
Val Ile Pro Val Arg Arg Arg Gly Asp Gly Arg Gly Ser Leu Leu Ser  
115 120 125  
Pro Arg Pro Ile Ser Tyr Leu Lys Gly Ser Ser Ala Gly Pro Leu Leu  
130 135 140  
Cys Pro Ala Gly His Ala Val Gly Ile Phe Arg Ala Ala Val Cys Thr  
145 150 155 160  
Arg Gly Val Ala Lys Ala Val Asp Phe Ile Pro Val Glu Ser Leu Glu  
165 170 175  
Thr Thr Met Arg Ser Pro Val Phe Ser Asp Asn Ser Ser Pro Pro Ala  
180 185 190  
Val Pro Gln Ser Tyr Gln Val Ala His Leu His Ala Pro Thr Gly Ser  
195 200 205  
Gly Lys Ser Thr Lys Val Pro Ala Ala Tyr Ala Ala Gln Gly Tyr Lys  
210 215 220  
Val Leu Val Leu Asn Pro Ser Val Ala Ala Thr Met Gly Phe Gly Ala  
225 230 235 240  
Tyr Met Ser Lys Ala His Gly Ile Asp Pro Asn Ile Arg Thr Gly Val  
245 250 255  
Arg Thr Ile Thr Thr Gly Ser Pro Ile Thr Tyr Ser Thr Tyr Gly Lys  
260 265 270  
Phe Leu Ala Asp Gly Gly Cys Ser Gly Gly Ala Tyr Asp Ile Ile Ile  
275 280 285  
Cys Asp Glu Cys His Ser Thr Asp Ala Thr Ser Ile Leu Gly Ile Gly  
290 295 300  
Thr Val Leu Asp Gln Ala Glu Thr Ala Gly Ala Arg Leu Thr Val Leu  
305 310 315 320  
Ala Thr Ala Thr Pro Pro Gly Ser Val Thr Val Pro His Pro Asn Ile  
325 330 335  
Glu Glu Val Ala Leu Ser Thr Thr Gly Glu Ile Pro Phe Tyr Gly Lys  
340 345 350  
Ala Ile Pro Leu Glu Ala Ile Lys Gly Gly Arg His Leu Ile Phe Cys  
355 360 365  
His Ser Lys Lys Lys Cys Asp Glu Leu Ala Ala Lys Leu Val Ala Leu  
370 375 380  
Gly Val Asn Ala Val Ala Tyr Tyr Arg Gly Leu Asp Val Ser Val Ile  
385 390 395 400  
Pro Thr Ser Gly Asp Val Val Val Ala Thr Asp Ala Leu Met Thr  
405 410 415  
Gly Phe Thr Gly Asp Phe Asp Ser Val Ile Asp Cys Asn Thr Cys Val  
420 425 430  
Thr Gln Thr Val Asp Phe Ser Leu Asp Pro Thr Phe Thr Ile Glu Thr  
435 440 445  
Ile Thr Leu Pro Gln Asp Ala Val Ser Arg Thr Gln Arg Arg Gly Arg  
450 455 460  
Thr Gly Arg Gly Lys Pro Gly Ile Tyr Arg Phe Val Ala Pro Gly Glu  
465 470 475 480  
Arg Pro Ser Gly Met Phe Asp Ser Ser Val Leu Cys Glu Cys Tyr Asp  
485 490 495  
Ala Gly Cys Ala Trp Tyr Glu Leu Thr Pro Ala Glu Thr Thr Val Arg  
500 505 510  
Leu Arg Ala Tyr Met Asn Thr Pro Gly Leu Pro Val Cys Gln Asp His

	515			520			525										
Leu	Glu	Phe	Trp	Glu	Gly	Val	Phe	Thr	Gly	Leu	Thr	His	Ile	Asp	Ala		
	530					535				540							
His	Phe	Leu	Ser	Gln	Thr	Lys	Gln	Ser	Gly	Glu	Asn	Leu	Pro	Tyr	Leu		
545				550					555						560		
Val	Ala	Tyr	Gln	Ala	Thr	Val	Cys	Ala	Arg	Ala	Gln	Ala	Pro	Pro	Pro		
			565						570						575		
Ser	Trp	Asp	Gln	Met	Trp	Lys	Cys	Leu	Ile	Arg	Leu	Lys	Pro	Thr	Leu		
			580					585						590			
His	Gly	Pro	Thr	Pro	Leu	Leu	Tyr	Arg	Leu	Gly	Ala	Val	Gln	Asn	Glu		
		595					600						605				
Val	Thr	Leu	Thr	His	Pro	Val	Thr	Lys	Tyr	Ile	Met	Thr	Cys	Met	Ser		
	610					615					620						
Ala	Asp	Leu	Glu	Val	Val	Thr	Ser	Thr	Trp	Val	Leu	Val	Gly	Gly	Val		
625					630					635					640		
Leu	Ala	Ala	Leu	Ala	Ala	Tyr	Cys	Leu	Ser	Thr	Gly	Cys	Val	Val	Ile		
			645					650						655			
Val	Gly	Arg	Ile	Val	Leu	Ser	Gly	Lys	Pro	Ala	Ile	Ile	Pro	Asp	Arg		
			660					665					670				
Glu	Val	Leu	Tyr	Arg	Glu	Phe	Asp	Glu	Met	Glu	Glu	Cys					
	675						680					685					

<210> 180  
 <211> 685  
 <212> PRT  
 <213> Artificial Sequence

<220>  
 <223> Mutant Hepatitis C virus NS3/4A peptide

<400> 180  
 Ala Pro Ile Thr Ala Tyr Ala Gln Gln Thr Arg Gly Leu Leu Gly Cys  
 1 5 10 15  
 Ile Ile Thr Ser Leu Thr Gly Arg Asp Lys Asn Gln Val Glu Gly Glu  
 20 25 30  
 Val Gln Ile Val Ser Thr Ala Ala Gln Thr Phe Leu Ala Thr Cys Ile  
 35 40 45  
 Asn Gly Val Cys Trp Thr Val Tyr His Gly Ala Gly Thr Arg Thr Ile  
 50 55 60  
 Ala Ser Pro Lys Gly Pro Val Ile Gln Met Tyr Thr Asn Val Asp Gln  
 65 70 75 80  
 Asp Leu Val Gly Trp Pro Ala Pro Gln Gly Ala Arg Ser Leu Thr Pro  
 85 90 95  
 Cys Thr Cys Gly Ser Ser Asp Leu Tyr Leu Val Thr Arg His Ala Asp  
 100 105 110  
 Val Ile Pro Val Arg Arg Arg Gly Asp Gly Arg Gly Ser Leu Leu Ser  
 115 120 125  
 Pro Arg Pro Ile Ser Tyr Leu Lys Gly Ser Ser Gly Ala Pro Leu Leu  
 130 135 140  
 Cys Pro Ala Gly His Ala Val Gly Ile Phe Arg Ala Ala Val Cys Thr  
 145 150 155 160  
 Arg Gly Val Ala Lys Ala Val Asp Phe Ile Pro Val Glu Ser Leu Glu  
 165 170 175  
 Thr Thr Met Arg Ser Pro Val Phe Ser Asp Asn Ser Ser Pro Pro Ala  
 180 185 190  
 Val Pro Gln Ser Tyr Gln Val Ala His Leu His Ala Pro Thr Gly Ser



	195						200					205				
Gly	Lys	Ser	Thr	Lys	Val	Pro	Ala	Ala	Tyr	Ala	Ala	Gln	Gly	Tyr	Lys	
	210						215				220					
Val	Leu	Val	Leu	Asn	Pro	Ser	Val	Ala	Ala	Thr	Met	Gly	Phe	Gly	Ala	
225					230					235					240	
Tyr	Met	Ser	Lys	Ala	His	Gly	Ile	Asp	Pro	Asn	Ile	Arg	Thr	Gly	Val	
				245					250					255		
Arg	Thr	Ile	Thr	Thr	Gly	Ser	Pro	Ile	Thr	Tyr	Ser	Thr	Tyr	Gly	Lys	
			260					265					270			
Phe	Leu	Ala	Asp	Gly	Gly	Cys	Ser	Gly	Gly	Ala	Tyr	Asp	Ile	Ile	Ile	
		275					280					285				
Cys	Asp	Glu	Cys	His	Ser	Thr	Asp	Ala	Thr	Ser	Ile	Leu	Gly	Ile	Gly	
	290					295					300					
Thr	Val	Leu	Asp	Gln	Ala	Glu	Thr	Ala	Gly	Ala	Arg	Leu	Thr	Val	Leu	
305					310					315					320	
Ala	Thr	Ala	Thr	Pro	Pro	Gly	Ser	Val	Thr	Val	Pro	His	Pro	Asn	Ile	
				325					330					335		
Glu	Glu	Val	Ala	Leu	Ser	Thr	Thr	Gly	Glu	Ile	Pro	Phe	Tyr	Gly	Lys	
			340					345					350			
Ala	Ile	Pro	Leu	Glu	Ala	Ile	Lys	Gly	Gly	Arg	His	Leu	Ile	Phe	Cys	
		355					360					365				
His	Ser	Lys	Lys	Lys	Cys	Asp	Glu	Leu	Ala	Ala	Lys	Leu	Val	Ala	Leu	
	370					375					380					
Gly	Val	Asn	Ala	Val	Ala	Tyr	Tyr	Arg	Gly	Leu	Asp	Val	Ser	Val	Ile	
385					390					395					400	
Pro	Thr	Ser	Gly	Asp	Val	Val	Val	Val	Ala	Thr	Asp	Ala	Leu	Met	Thr	
			405						410					415		
Gly	Phe	Thr	Gly	Asp	Phe	Asp	Ser	Val	Ile	Asp	Cys	Asn	Thr	Cys	Val	
			420					425					430			
Thr	Gln	Thr	Val	Asp	Phe	Ser	Leu	Asp	Pro	Thr	Phe	Thr	Ile	Glu	Thr	
		435					440					445				
Ile	Thr	Leu	Pro	Gln	Asp	Ala	Val	Ser	Arg	Thr	Gln	Arg	Arg	Gly	Arg	
	450				455						460					
Thr	Gly	Arg	Gly	Lys	Pro	Gly	Ile	Tyr	Arg	Phe	Val	Ala	Pro	Gly	Glu	
465					470					475					480	
Arg	Pro	Ser	Gly	Met	Phe	Asp	Ser	Ser	Val	Leu	Cys	Glu	Cys	Tyr	Asp	
			485						490					495		
Ala	Gly	Cys	Ala	Trp	Tyr	Glu	Leu	Thr	Pro	Ala	Glu	Thr	Thr	Val	Arg	
			500					505					510			
Leu	Arg	Ala	Tyr	Met	Asn	Thr	Pro	Gly	Leu	Pro	Val	Cys	Gln	Asp	His	
		515				520						525				
Leu	Glu	Phe	Trp	Glu	Gly	Val	Phe	Thr	Gly	Leu	Thr	His	Ile	Asp	Ala	
	530					535					540					
His	Phe	Leu	Ser	Gln	Thr	Lys	Gln	Ser	Gly	Glu	Asn	Leu	Pro	Tyr	Leu	
545					550					555					560	
Val	Ala	Tyr	Gln	Ala	Thr	Val	Cys	Ala	Arg	Ala	Gln	Ala	Pro	Pro	Pro	
			565						570					575		
Ser	Trp	Asp	Gln	Met	Trp	Lys	Cys	Leu	Ile	Arg	Leu	Lys	Pro	Thr	Leu	
			580					585					590			
His	Gly	Pro	Thr	Pro	Leu	Leu	Tyr	Arg	Leu	Gly	Ala	Val	Gln	Asn	Glu	
		595					600					605				
Val	Thr	Leu	Thr	His	Pro	Val	Thr	Lys	Tyr	Ile	Met	Thr	Cys	Met	Ser	
	610					615						620				
Ala	Asp	Leu	Glu	Val	Val	Thr	Ser	Thr	Trp	Val	Leu	Val	Gly	Gly	Val	
625					630					635					640	
Leu	Ala	Ala	Leu	Ala	Ala	Tyr	Cys	Leu	Ser	Thr	Gly	Cys	Val	Val	Ile	
				645					650					655		

Val Gly Arg Ile Val Leu Ser Gly Lys Pro Ala Ile Ile Pro Asp Arg  
 660 665 670  
 Glu Val Leu Tyr Arg Glu Phe Asp Glu Met Glu Glu Cys  
 675 680 685

<210> 181  
 <211> 685  
 <212> PRT  
 <213> Artificial Sequence

<220>  
 <223> Mutant Hepatitis C virus NS3/4A peptide

<400> 181  
 Ala Pro Ile Thr Ala Tyr Ala Gln Gln Thr Arg Gly Leu Leu Gly Cys  
 1 5 10 15  
 Ile Ile Thr Ser Leu Thr Gly Arg Asp Lys Asn Gln Val Glu Gly Glu  
 20 25 30  
 Val Gln Ile Val Ser Thr Ala Ala Gln Thr Phe Leu Ala Thr Cys Ile  
 35 40 45  
 Asn Gly Val Cys Trp Thr Val Tyr His Gly Ala Gly Thr Arg Thr Ile  
 50 55 60  
 Ala Ser Pro Lys Gly Pro Val Ile Gln Met Tyr Thr Asn Val Asp Gln  
 65 70 75 80  
 Asp Leu Val Gly Trp Pro Ala Pro Gln Gly Ala Arg Ser Leu Thr Pro  
 85 90 95  
 Cys Thr Cys Gly Ser Ser Asp Leu Tyr Leu Val Thr Arg His Ala Asp  
 100 105 110  
 Val Ile Pro Val Arg Arg Arg Gly Asp Gly Arg Gly Ser Leu Leu Ser  
 115 120 125  
 Pro Arg Pro Ile Ser Tyr Leu Lys Gly Ser Ser Gly Gly Ala Leu Leu  
 130 135 140  
 Cys Pro Ala Gly His Ala Val Gly Ile Phe Arg Ala Ala Val Cys Thr  
 145 150 155 160  
 Arg Gly Val Ala Lys Ala Val Asp Phe Ile Pro Val Glu Ser Leu Glu  
 165 170 175  
 Thr Thr Met Arg Ser Pro Val Phe Ser Asp Asn Ser Ser Pro Pro Ala  
 180 185 190  
 Val Pro Gln Ser Tyr Gln Val Ala His Leu His Ala Pro Thr Gly Ser  
 195 200 205  
 Gly Lys Ser Thr Lys Val Pro Ala Ala Tyr Ala Ala Gln Gly Tyr Lys  
 210 215 220  
 Val Leu Val Leu Asn Pro Ser Val Ala Ala Thr Met Gly Phe Gly Ala  
 225 230 235 240  
 Tyr Met Ser Lys Ala His Gly Ile Asp Pro Asn Ile Arg Thr Gly Val  
 245 250 255  
 Arg Thr Ile Thr Thr Gly Ser Pro Ile Thr Tyr Ser Thr Tyr Gly Lys  
 260 265 270  
 Phe Leu Ala Asp Gly Gly Cys Ser Gly Gly Ala Tyr Asp Ile Ile Ile  
 275 280 285  
 Cys Asp Glu Cys His Ser Thr Asp Ala Thr Ser Ile Leu Gly Ile Gly  
 290 295 300  
 Thr Val Leu Asp Gln Ala Glu Thr Ala Gly Ala Arg Leu Thr Val Leu  
 305 310 315 320  
 Ala Thr Ala Thr Pro Pro Gly Ser Val Thr Val Pro His Pro Asn Ile  
 325 330 335

Glu Glu Val Ala Leu Ser Thr Thr Gly Glu Ile Pro Phe Tyr Gly Lys  
 340 345 350  
 Ala Ile Pro Leu Glu Ala Ile Lys Gly Gly Arg His Leu Ile Phe Cys  
 355 360 365  
 His Ser Lys Lys Lys Cys Asp Glu Leu Ala Ala Lys Leu Val Ala Leu  
 370 375 380  
 Gly Val Asn Ala Val Ala Tyr Tyr Arg Gly Leu Asp Val Ser Val Ile  
 385 390 395 400  
 Pro Thr Ser Gly Asp Val Val Val Val Ala Thr Asp Ala Leu Met Thr  
 405 410 415  
 Gly Phe Thr Gly Asp Phe Asp Ser Val Ile Asp Cys Asn Thr Cys Val  
 420 425 430  
 Thr Gln Thr Val Asp Phe Ser Leu Asp Pro Thr Phe Thr Ile Glu Thr  
 435 440 445  
 Ile Thr Leu Pro Gln Asp Ala Val Ser Arg Thr Gln Arg Arg Gly Arg  
 450 455 460  
 Thr Gly Arg Gly Lys Pro Gly Ile Tyr Arg Phe Val Ala Pro Gly Glu  
 465 470 475 480  
 Arg Pro Ser Gly Met Phe Asp Ser Ser Val Leu Cys Glu Cys Tyr Asp  
 485 490 495  
 Ala Gly Cys Ala Trp Tyr Glu Leu Thr Pro Ala Glu Thr Thr Val Arg  
 500 505 510  
 Leu Arg Ala Tyr Met Asn Thr Pro Gly Leu Pro Val Cys Gln Asp His  
 515 520 525  
 Leu Glu Phe Trp Glu Gly Val Phe Thr Gly Leu Thr His Ile Asp Ala  
 530 535 540  
 His Phe Leu Ser Gln Thr Lys Gln Ser Gly Glu Asn Leu Pro Tyr Leu  
 545 550 555 560  
 Val Ala Tyr Gln Ala Thr Val Cys Ala Arg Ala Gln Ala Pro Pro Pro  
 565 570 575  
 Ser Trp Asp Gln Met Trp Lys Cys Leu Ile Arg Leu Lys Pro Thr Leu  
 580 585 590  
 His Gly Pro Thr Pro Leu Leu Tyr Arg Leu Gly Ala Val Gln Asn Glu  
 595 600 605  
 Val Thr Leu Thr His Pro Val Thr Lys Tyr Ile Met Thr Cys Met Ser  
 610 615 620  
 Ala Asp Leu Glu Val Val Thr Ser Thr Trp Val Leu Val Gly Gly Val  
 625 630 635 640  
 Leu Ala Ala Leu Ala Ala Tyr Cys Leu Ser Thr Gly Cys Val Val Ile  
 645 650 655  
 Val Gly Arg Ile Val Leu Ser Gly Lys Pro Ala Ile Ile Pro Asp Arg  
 660 665 670  
 Glu Val Leu Tyr Arg Glu Phe Asp Glu Met Glu Glu Cys  
 675 680 685

<210> 182

<211> 685

<212> PRT

<213> Artificial Sequence

<220>

<223> Mutant Hepatitis C virus NS3/4A peptide

<400> 182

Ala Pro Ile Thr Ala Tyr Ala Gln Gln Thr Arg Gly Leu Leu Gly Cys  
 1 5 10 15

Ile Ile Thr Ser Leu Thr Gly Arg Asp Lys Asn Gln Val Glu Gly Glu  
 20 25 30  
 Val Gln Ile Val Ser Thr Ala Ala Gln Thr Phe Leu Ala Thr Cys Ile  
 35 40 45  
 Asn Gly Val Cys Trp Thr Val Tyr His Gly Ala Gly Thr Arg Thr Ile  
 50 55 60  
 Ala Ser Pro Lys Gly Pro Val Ile Gln Met Tyr Thr Asn Val Asp Gln  
 65 70 75 80  
 Asp Leu Val Gly Trp Pro Ala Pro Gln Gly Ala Arg Ser Leu Thr Pro  
 85 90 95  
 Cys Thr Cys Gly Ser Ser Asp Leu Tyr Leu Val Thr Arg His Ala Asp  
 100 105 110  
 Val Ile Pro Val Arg Arg Arg Gly Asp Gly Arg Gly Ser Leu Leu Ser  
 115 120 125  
 Pro Arg Pro Ile Ser Tyr Leu Lys Gly Ser Ser Gly Gly Pro Ala Leu  
 130 135 140  
 Cys Pro Ala Gly His Ala Val Gly Ile Phe Arg Ala Ala Val Cys Thr  
 145 150 155 160  
 Arg Gly Val Ala Lys Ala Val Asp Phe Ile Pro Val Glu Ser Leu Glu  
 165 170 175  
 Thr Thr Met Arg Ser Pro Val Phe Ser Asp Asn Ser Ser Pro Pro Ala  
 180 185 190  
 Val Pro Gln Ser Tyr Gln Val Ala His Leu His Ala Pro Thr Gly Ser  
 195 200 205  
 Gly Lys Ser Thr Lys Val Pro Ala Ala Tyr Ala Ala Gln Gly Tyr Lys  
 210 215 220  
 Val Leu Val Leu Asn Pro Ser Val Ala Ala Thr Met Gly Phe Gly Ala  
 225 230 235 240  
 Tyr Met Ser Lys Ala His Gly Ile Asp Pro Asn Ile Arg Thr Gly Val  
 245 250 255  
 Arg Thr Ile Thr Thr Gly Ser Pro Ile Thr Tyr Ser Thr Tyr Gly Lys  
 260 265 270  
 Phe Leu Ala Asp Gly Gly Cys Ser Gly Gly Ala Tyr Asp Ile Ile Ile  
 275 280 285  
 Cys Asp Glu Cys His Ser Thr Asp Ala Thr Ser Ile Leu Gly Ile Gly  
 290 295 300  
 Thr Val Leu Asp Gln Ala Glu Thr Ala Gly Ala Arg Leu Thr Val Leu  
 305 310 315 320  
 Ala Thr Ala Thr Pro Pro Gly Ser Val Thr Val Pro His Pro Asn Ile  
 325 330 335  
 Glu Glu Val Ala Leu Ser Thr Thr Gly Glu Ile Pro Phe Tyr Gly Lys  
 340 345 350  
 Ala Ile Pro Leu Glu Ala Ile Lys Gly Gly Arg His Leu Ile Phe Cys  
 355 360 365  
 His Ser Lys Lys Lys Cys Asp Glu Leu Ala Ala Lys Leu Val Ala Leu  
 370 375 380  
 Gly Val Asn Ala Val Ala Tyr Tyr Arg Gly Leu Asp Val Ser Val Ile  
 385 390 395 400  
 Pro Thr Ser Gly Asp Val Val Val Val Ala Thr Asp Ala Leu Met Thr  
 405 410 415  
 Gly Phe Thr Gly Asp Phe Asp Ser Val Ile Asp Cys Asn Thr Cys Val  
 420 425 430  
 Thr Gln Thr Val Asp Phe Ser Leu Asp Pro Thr Phe Thr Ile Glu Thr  
 435 440 445  
 Ile Thr Leu Pro Gln Asp Ala Val Ser Arg Thr Gln Arg Arg Gly Arg  
 450 455 460  
 Thr Gly Arg Gly Lys Pro Gly Ile Tyr Arg Phe Val Ala Pro Gly Glu

465 470 475 480  
 Arg Pro Ser Gly Met Phe Asp Ser Ser Val Leu Cys Glu Cys Tyr Asp  
 485 490 495  
 Ala Gly Cys Ala Trp Tyr Glu Leu Thr Pro Ala Glu Thr Thr Val Arg  
 500 505 510  
 Leu Arg Ala Tyr Met Asn Thr Pro Gly Leu Pro Val Cys Gln Asp His  
 515 520 525  
 Leu Glu Phe Trp Glu Gly Val Phe Thr Gly Leu Thr His Ile Asp Ala  
 530 535 540  
 His Phe Leu Ser Gln Thr Lys Gln Ser Gly Glu Asn Leu Pro Tyr Leu  
 545 550 555 560  
 Val Ala Tyr Gln Ala Thr Val Cys Ala Arg Ala Gln Ala Pro Pro Pro  
 565 570 575  
 Ser Trp Asp Gln Met Trp Lys Cys Leu Ile Arg Leu Lys Pro Thr Leu  
 580 585 590  
 His Gly Pro Thr Pro Leu Leu Tyr Arg Leu Gly Ala Val Gln Asn Glu  
 595 600 605  
 Val Thr Leu Thr His Pro Val Thr Lys Tyr Ile Met Thr Cys Met Ser  
 610 615 620  
 Ala Asp Leu Glu Val Val Thr Ser Thr Trp Val Leu Val Gly Gly Val  
 625 630 635 640  
 Leu Ala Ala Leu Ala Ala Tyr Cys Leu Ser Thr Gly Cys Val Val Ile  
 645 650 655  
 Val Gly Arg Ile Val Leu Ser Gly Lys Pro Ala Ile Ile Pro Asp Arg  
 660 665 670  
 Glu Val Leu Tyr Arg Glu Phe Asp Glu Met Glu Glu Cys  
 675 680 685

- <210> 183
- <211> 685
- <212> PRT
- <213> Artificial Sequence
  
- <220>
- <223> Mutant Hepatitis C virus NS3/4A peptide

<400> 183  
 Ala Pro Ile Thr Ala Tyr Ala Gln Gln Thr Arg Gly Leu Leu Gly Cys  
 1 5 10 15  
 Ile Ile Thr Ser Leu Thr Gly Arg Asp Lys Asn Gln Val Glu Gly Glu  
 20 25 30  
 Val Gln Ile Val Ser Thr Ala Ala Gln Thr Phe Leu Ala Thr Cys Ile  
 35 40 45  
 Asn Gly Val Cys Trp Thr Val Tyr His Gly Ala Gly Thr Arg Thr Ile  
 50 55 60  
 Ala Ser Pro Lys Gly Pro Val Ile Gln Met Tyr Thr Asn Val Asp Gln  
 65 70 75 80  
 Asp Leu Val Gly Trp Pro Ala Pro Gln Gly Ala Arg Ser Leu Thr Pro  
 85 90 95  
 Cys Thr Cys Gly Ser Ser Asp Leu Tyr Leu Val Thr Arg His Ala Asp  
 100 105 110  
 Val Ile Pro Val Arg Arg Arg Gly Asp Gly Arg Gly Ser Leu Leu Ser  
 115 120 125  
 Pro Arg Pro Ile Ser Tyr Leu Lys Gly Ser Ser Gly Gly Pro Leu Ala  
 130 135 140  
 Cys Pro Ala Gly His Ala Val Gly Ile Phe Arg Ala Ala Val Cys Thr

145					150					155				160	
Arg	Gly	Val	Ala	Lys	Ala	Val	Asp	Phe	Ile	Pro	Val	Glu	Ser	Leu	Glu
				165					170					175	
Thr	Thr	Met	Arg	Ser	Pro	Val	Phe	Ser	Asp	Asn	Ser	Ser	Pro	Pro	Ala
			180					185					190		
Val	Pro	Gln	Ser	Tyr	Gln	Val	Ala	His	Leu	His	Ala	Pro	Thr	Gly	Ser
			195				200					205			
Gly	Lys	Ser	Thr	Lys	Val	Pro	Ala	Ala	Tyr	Ala	Ala	Gln	Gly	Tyr	Lys
	210					215					220				
Val	Leu	Val	Leu	Asn	Pro	Ser	Val	Ala	Ala	Thr	Met	Gly	Phe	Gly	Ala
225					230					235					240
Tyr	Met	Ser	Lys	Ala	His	Gly	Ile	Asp	Pro	Asn	Ile	Arg	Thr	Gly	Val
			245					250						255	
Arg	Thr	Ile	Thr	Gly	Ser	Pro	Ile	Thr	Tyr	Ser	Thr	Tyr	Gly	Lys	
			260				265					270			
Phe	Leu	Ala	Asp	Gly	Gly	Cys	Ser	Gly	Gly	Ala	Tyr	Asp	Ile	Ile	Ile
		275					280					285			
Cys	Asp	Glu	Cys	His	Ser	Thr	Asp	Ala	Thr	Ser	Ile	Leu	Gly	Ile	Gly
	290					295					300				
Thr	Val	Leu	Asp	Gln	Ala	Glu	Thr	Ala	Gly	Ala	Arg	Leu	Thr	Val	Leu
305					310					315					320
Ala	Thr	Ala	Thr	Pro	Pro	Gly	Ser	Val	Thr	Val	Pro	His	Pro	Asn	Ile
				325				330						335	
Glu	Glu	Val	Ala	Leu	Ser	Thr	Thr	Gly	Glu	Ile	Pro	Phe	Tyr	Gly	Lys
			340					345					350		
Ala	Ile	Pro	Leu	Glu	Ala	Ile	Lys	Gly	Gly	Arg	His	Leu	Ile	Phe	Cys
		355					360					365			
His	Ser	Lys	Lys	Lys	Cys	Asp	Glu	Leu	Ala	Ala	Lys	Leu	Val	Ala	Leu
	370					375					380				
Gly	Val	Asn	Ala	Val	Ala	Tyr	Tyr	Arg	Gly	Leu	Asp	Val	Ser	Val	Ile
385					390					395					400
Pro	Thr	Ser	Gly	Asp	Val	Val	Val	Val	Ala	Thr	Asp	Ala	Leu	Met	Thr
				405					410					415	
Gly	Phe	Thr	Gly	Asp	Phe	Asp	Ser	Val	Ile	Asp	Cys	Asn	Thr	Cys	Val
			420					425					430		
Thr	Gln	Thr	Val	Asp	Phe	Ser	Leu	Asp	Pro	Thr	Phe	Thr	Ile	Glu	Thr
			435				440					445			
Ile	Thr	Leu	Pro	Gln	Asp	Ala	Val	Ser	Arg	Thr	Gln	Arg	Arg	Gly	Arg
	450					455					460				
Thr	Gly	Arg	Gly	Lys	Pro	Gly	Ile	Tyr	Arg	Phe	Val	Ala	Pro	Gly	Glu
465					470					475					480
Arg	Pro	Ser	Gly	Met	Phe	Asp	Ser	Ser	Val	Leu	Cys	Glu	Cys	Tyr	Asp
				485					490					495	
Ala	Gly	Cys	Ala	Trp	Tyr	Glu	Leu	Thr	Pro	Ala	Glu	Thr	Thr	Val	Arg
			500					505					510		
Leu	Arg	Ala	Tyr	Met	Asn	Thr	Pro	Gly	Leu	Pro	Val	Cys	Gln	Asp	His
			515				520					525			
Leu	Glu	Phe	Trp	Glu	Gly	Val	Phe	Thr	Gly	Leu	Thr	His	Ile	Asp	Ala
	530					535					540				
His	Phe	Leu	Ser	Gln	Thr	Lys	Gln	Ser	Gly	Glu	Asn	Leu	Pro	Tyr	Leu
545					550					555					560
Val	Ala	Tyr	Gln	Ala	Thr	Val	Cys	Ala	Arg	Ala	Gln	Ala	Pro	Pro	Pro
				565					570					575	
Ser	Trp	Asp	Gln	Met	Trp	Lys	Cys	Leu	Ile	Arg	Leu	Lys	Pro	Thr	Leu
			580					585					590		
His	Gly	Pro	Thr	Pro	Leu	Leu	Tyr	Arg	Leu	Gly	Ala	Val	Gln	Asn	Glu
		595					600					605			

Val Thr Leu Thr His Pro Val Thr Lys Tyr Ile Met Thr Cys Met Ser  
 610 615 620  
 Ala Asp Leu Glu Val Val Thr Ser Thr Trp Val Leu Val Gly Gly Val  
 625 630 635 640  
 Leu Ala Ala Leu Ala Ala Tyr Cys Leu Ser Thr Gly Cys Val Val Ile  
 645 650 655  
 Val Gly Arg Ile Val Leu Ser Gly Lys Pro Ala Ile Ile Pro Asp Arg  
 660 665 670  
 Glu Val Leu Tyr Arg Glu Phe Asp Glu Met Glu Glu Cys  
 675 680 685

<210> 184  
 <211> 685  
 <212> PRT  
 <213> Artificial Sequence

<220>  
 <223> Mutant Hepatitis C virus NS3/4A peptide

<400> 184  
 Ala Pro Ile Thr Ala Tyr Ala Gln Gln Thr Arg Gly Leu Leu Gly Cys  
 1 5 10 15  
 Ile Ile Thr Ser Leu Thr Gly Arg Asp Lys Asn Gln Val Glu Gly Glu  
 20 25 30  
 Val Gln Ile Val Ser Thr Ala Ala Gln Thr Phe Leu Ala Thr Cys Ile  
 35 40 45  
 Asn Gly Val Cys Trp Thr Val Tyr His Gly Ala Gly Thr Arg Thr Ile  
 50 55 60  
 Ala Ser Pro Lys Gly Pro Val Ile Gln Met Tyr Thr Asn Val Asp Gln  
 65 70 75 80  
 Asp Leu Val Gly Trp Pro Ala Pro Gln Gly Ala Arg Ser Leu Thr Pro  
 85 90 95  
 Cys Thr Cys Gly Ser Ser Asp Leu Tyr Leu Val Thr Arg His Ala Asp  
 100 105 110  
 Val Ile Pro Val Arg Arg Arg Gly Asp Gly Arg Gly Ser Leu Leu Ser  
 115 120 125  
 Pro Arg Pro Ile Ser Tyr Leu Lys Gly Ser Ser Gly Gly Pro Leu Leu  
 130 135 140  
 Ala Pro Ala Gly His Ala Val Gly Ile Phe Arg Ala Ala Val Cys Thr  
 145 150 155 160  
 Arg Gly Val Ala Lys Ala Val Asp Phe Ile Pro Val Glu Ser Leu Glu  
 165 170 175  
 Thr Thr Met Arg Ser Pro Val Phe Ser Asp Asn Ser Ser Pro Pro Ala  
 180 185 190  
 Val Pro Gln Ser Tyr Gln Val Ala His Leu His Ala Pro Thr Gly Ser  
 195 200 205  
 Gly Lys Ser Thr Lys Val Pro Ala Ala Tyr Ala Ala Gln Gly Tyr Lys  
 210 215 220  
 Val Leu Val Leu Asn Pro Ser Val Ala Ala Thr Met Gly Phe Gly Ala  
 225 230 235 240  
 Tyr Met Ser Lys Ala His Gly Ile Asp Pro Asn Ile Arg Thr Gly Val  
 245 250 255  
 Arg Thr Ile Thr Thr Gly Ser Pro Ile Thr Tyr Ser Thr Tyr Gly Lys  
 260 265 270  
 Phe Leu Ala Asp Gly Gly Cys Ser Gly Gly Ala Tyr Asp Ile Ile Ile  
 275 280 285

Cys Asp Glu Cys His Ser Thr Asp Ala Thr Ser Ile Leu Gly Ile Gly  
 290 295 300  
 Thr Val Leu Asp Gln Ala Glu Thr Ala Gly Ala Arg Leu Thr Val Leu  
 305 310 315 320  
 Ala Thr Ala Thr Pro Pro Gly Ser Val Thr Val Pro His Pro Asn Ile  
 325 330 335  
 Glu Glu Val Ala Leu Ser Thr Thr Gly Glu Ile Pro Phe Tyr Gly Lys  
 340 345 350  
 Ala Ile Pro Leu Glu Ala Ile Lys Gly Gly Arg His Leu Ile Phe Cys  
 355 360 365  
 His Ser Lys Lys Lys Cys Asp Glu Leu Ala Ala Lys Leu Val Ala Leu  
 370 375 380  
 Gly Val Asn Ala Val Ala Tyr Tyr Arg Gly Leu Asp Val Ser Val Ile  
 385 390 395 400  
 Pro Thr Ser Gly Asp Val Val Val Val Ala Thr Asp Ala Leu Met Thr  
 405 410 415  
 Gly Phe Thr Gly Asp Phe Asp Ser Val Ile Asp Cys Asn Thr Cys Val  
 420 425 430  
 Thr Gln Thr Val Asp Phe Ser Leu Asp Pro Thr Phe Thr Ile Glu Thr  
 435 440 445  
 Ile Thr Leu Pro Gln Asp Ala Val Ser Arg Thr Gln Arg Arg Gly Arg  
 450 455 460  
 Thr Gly Arg Gly Lys Pro Gly Ile Tyr Arg Phe Val Ala Pro Gly Glu  
 465 470 475 480  
 Arg Pro Ser Gly Met Phe Asp Ser Ser Val Leu Cys Glu Cys Tyr Asp  
 485 490 495  
 Ala Gly Cys Ala Trp Tyr Glu Leu Thr Pro Ala Glu Thr Thr Val Arg  
 500 505 510  
 Leu Arg Ala Tyr Met Asn Thr Pro Gly Leu Pro Val Cys Gln Asp His  
 515 520 525  
 Leu Glu Phe Trp Glu Gly Val Phe Thr Gly Leu Thr His Ile Asp Ala  
 530 535 540  
 His Phe Leu Ser Gln Thr Lys Gln Ser Gly Glu Asn Leu Pro Tyr Leu  
 545 550 555 560  
 Val Ala Tyr Gln Ala Thr Val Cys Ala Arg Ala Gln Ala Pro Pro Pro  
 565 570 575  
 Ser Trp Asp Gln Met Trp Lys Cys Leu Ile Arg Leu Lys Pro Thr Leu  
 580 585 590  
 His Gly Pro Thr Pro Leu Leu Tyr Arg Leu Gly Ala Val Gln Asn Glu  
 595 600 605  
 Val Thr Leu Thr His Pro Val Thr Lys Tyr Ile Met Thr Cys Met Ser  
 610 615 620  
 Ala Asp Leu Glu Val Val Thr Ser Thr Trp Val Leu Val Gly Gly Val  
 625 630 635 640  
 Leu Ala Ala Leu Ala Ala Tyr Cys Leu Ser Thr Gly Cys Val Val Ile  
 645 650 655  
 Val Gly Arg Ile Val Leu Ser Gly Lys Pro Ala Ile Ile Pro Asp Arg  
 660 665 670  
 Glu Val Leu Tyr Arg Glu Phe Asp Glu Met Glu Glu Cys  
 675 680 685

<210> 185  
 <211> 685  
 <212> PRT  
 <213> Artificial Sequence



<220>

<223> Mutant Hepatitis C virus NS3/4A peptide

<400> 185

Ala Pro Ile Thr Ala Tyr Ala Gln Gln Thr Arg Gly Leu Leu Gly Cys  
 1 5 10 15  
 Ile Ile Thr Ser Leu Thr Gly Arg Asp Lys Asn Gln Val Glu Gly Glu  
 20 25 30  
 Val Gln Ile Val Ser Thr Ala Ala Gln Thr Phe Leu Ala Thr Cys Ile  
 35 40 45  
 Asn Gly Val Cys Trp Thr Val Tyr His Gly Ala Gly Thr Arg Thr Ile  
 50 55 60  
 Ala Ser Pro Lys Gly Pro Val Ile Gln Met Tyr Thr Asn Val Asp Gln  
 65 70 75 80  
 Asp Leu Val Gly Trp Pro Ala Pro Gln Gly Ala Arg Ser Leu Thr Pro  
 85 90 95  
 Cys Thr Cys Gly Ser Ser Asp Leu Tyr Leu Val Thr Arg His Ala Asp  
 100 105 110  
 Val Ile Pro Val Arg Arg Arg Gly Asp Gly Arg Gly Ser Leu Leu Ser  
 115 120 125  
 Pro Arg Pro Ile Ser Tyr Leu Lys Gly Ser Ser Gly Gly Pro Leu Leu  
 130 135 140  
 Cys Ala Ala Gly His Ala Val Gly Ile Phe Arg Ala Ala Val Cys Thr  
 145 150 155 160  
 Arg Gly Val Ala Lys Ala Val Asp Phe Ile Pro Val Glu Ser Leu Glu  
 165 170 175  
 Thr Thr Met Arg Ser Pro Val Phe Ser Asp Asn Ser Ser Pro Pro Ala  
 180 185 190  
 Val Pro Gln Ser Tyr Gln Val Ala His Leu His Ala Pro Thr Gly Ser  
 195 200 205  
 Gly Lys Ser Thr Lys Val Pro Ala Ala Tyr Ala Ala Gln Gly Tyr Lys  
 210 215 220  
 Val Leu Val Leu Asn Pro Ser Val Ala Ala Thr Met Gly Phe Gly Ala  
 225 230 235 240  
 Tyr Met Ser Lys Ala His Gly Ile Asp Pro Asn Ile Arg Thr Gly Val  
 245 250 255  
 Arg Thr Ile Thr Thr Gly Ser Pro Ile Thr Tyr Ser Thr Tyr Gly Lys  
 260 265 270  
 Phe Leu Ala Asp Gly Gly Cys Ser Gly Gly Ala Tyr Asp Ile Ile Ile  
 275 280 285  
 Cys Asp Glu Cys His Ser Thr Asp Ala Thr Ser Ile Leu Gly Ile Gly  
 290 295 300  
 Thr Val Leu Asp Gln Ala Glu Thr Ala Gly Ala Arg Leu Thr Val Leu  
 305 310 315 320  
 Ala Thr Ala Thr Pro Pro Gly Ser Val Thr Val Pro His Pro Asn Ile  
 325 330 335  
 Glu Glu Val Ala Leu Ser Thr Thr Gly Glu Ile Pro Phe Tyr Gly Lys  
 340 345 350  
 Ala Ile Pro Leu Glu Ala Ile Lys Gly Gly Arg His Leu Ile Phe Cys  
 355 360 365  
 His Ser Lys Lys Lys Cys Asp Glu Leu Ala Ala Lys Leu Val Ala Leu  
 370 375 380  
 Gly Val Asn Ala Val Ala Tyr Tyr Arg Gly Leu Asp Val Ser Val Ile  
 385 390 395 400  
 Pro Thr Ser Gly Asp Val Val Val Val Ala Thr Asp Ala Leu Met Thr  
 405 410 415  
 Gly Phe Thr Gly Asp Phe Asp Ser Val Ile Asp Cys Asn Thr Cys Val

```

                420                               425                               430
Thr Gln Thr Val Asp Phe Ser Leu Asp Pro Thr Phe Thr Ile Glu Thr
                435                               440                               445
Ile Thr Leu Pro Gln Asp Ala Val Ser Arg Thr Gln Arg Arg Gly Arg
                450                               455                               460
Thr Gly Arg Gly Lys Pro Gly Ile Tyr Arg Phe Val Ala Pro Gly Glu
465                               470                               475                               480
Arg Pro Ser Gly Met Phe Asp Ser Ser Val Leu Cys Glu Cys Tyr Asp
                485                               490                               495
Ala Gly Cys Ala Trp Tyr Glu Leu Thr Pro Ala Glu Thr Thr Val Arg
                500                               505                               510
Leu Arg Ala Tyr Met Asn Thr Pro Gly Leu Pro Val Cys Gln Asp His
                515                               520                               525
Leu Glu Phe Trp Glu Gly Val Phe Thr Gly Leu Thr His Ile Asp Ala
                530                               535                               540
His Phe Leu Ser Gln Thr Lys Gln Ser Gly Glu Asn Leu Pro Tyr Leu
545                               550                               555                               560
Val Ala Tyr Gln Ala Thr Val Cys Ala Arg Ala Gln Ala Pro Pro Pro
                565                               570                               575
Ser Trp Asp Gln Met Trp Lys Cys Leu Ile Arg Leu Lys Pro Thr Leu
                580                               585                               590
His Gly Pro Thr Pro Leu Leu Tyr Arg Leu Gly Ala Val Gln Asn Glu
                595                               600                               605
Val Thr Leu Thr His Pro Val Thr Lys Tyr Ile Met Thr Cys Met Ser
                610                               615                               620
Ala Asp Leu Glu Val Val Thr Ser Thr Trp Val Leu Val Gly Gly Val
625                               630                               635                               640
Leu Ala Ala Leu Ala Ala Tyr Cys Leu Ser Thr Gly Cys Val Val Ile
                645                               650                               655
Val Gly Arg Ile Val Leu Ser Gly Lys Pro Ala Ile Ile Pro Asp Arg
                660                               665                               670
Glu Val Leu Tyr Arg Glu Phe Asp Glu Met Glu Glu Cys
                675                               680                               685

```

<210> 186  
 <211> 685  
 <212> PRT  
 <213> Artificial Sequence

<220>  
 <223> Mutant Hepatitis C virus NS3/4A peptide

```

<400> 186
Ala Pro Ile Thr Ala Tyr Ala Gln Gln Thr Arg Gly Leu Leu Gly Cys
 1                               5                               10                               15
Ile Ile Thr Ser Leu Thr Gly Arg Asp Lys Asn Gln Val Glu Gly Glu
                20                               25                               30
Val Gln Ile Val Ser Thr Ala Ala Gln Thr Phe Leu Ala Thr Cys Ile
                35                               40                               45
Asn Gly Val Cys Trp Thr Val Tyr His Gly Ala Gly Thr Arg Thr Ile
                50                               55                               60
Ala Ser Pro Lys Gly Pro Val Ile Gln Met Tyr Thr Asn Val Asp Gln
65                               70                               75                               80
Asp Leu Val Gly Trp Pro Ala Pro Gln Gly Ala Arg Ser Leu Thr Pro
                85                               90                               95
Cys Thr Cys Gly Ser Ser Asp Leu Tyr Leu Val Thr Arg His Ala Asp

```

			100					105					110			
Val	Ile	Pro	Val	Arg	Arg	Arg	Gly	Asp	Gly	Arg	Gly	Ser	Leu	Leu	Ser	
			115				120					125				
Pro	Arg	Pro	Ile	Ser	Tyr	Leu	Lys	Gly	Ser	Ser	Gly	Gly	Pro	Leu	Leu	
			130				135				140					
Cys	Pro	Gly	Gly	His	Ala	Val	Gly	Ile	Phe	Arg	Ala	Ala	Val	Cys	Thr	
145					150					155					160	
Arg	Gly	Val	Ala	Lys	Ala	Val	Asp	Phe	Ile	Pro	Val	Glu	Ser	Leu	Glu	
				165					170					175		
Thr	Thr	Met	Arg	Ser	Pro	Val	Phe	Ser	Asp	Asn	Ser	Ser	Pro	Pro	Ala	
			180					185					190			
Val	Pro	Gln	Ser	Tyr	Gln	Val	Ala	His	Leu	His	Ala	Pro	Thr	Gly	Ser	
			195				200					205				
Gly	Lys	Ser	Thr	Lys	Val	Pro	Ala	Ala	Tyr	Ala	Ala	Gln	Gly	Tyr	Lys	
			210				215				220					
Val	Leu	Val	Leu	Asn	Pro	Ser	Val	Ala	Ala	Thr	Met	Gly	Phe	Gly	Ala	
225					230					235					240	
Tyr	Met	Ser	Lys	Ala	His	Gly	Ile	Asp	Pro	Asn	Ile	Arg	Thr	Gly	Val	
				245					250					255		
Arg	Thr	Ile	Thr	Thr	Gly	Ser	Pro	Ile	Thr	Tyr	Ser	Thr	Tyr	Gly	Lys	
			260					265					270			
Phe	Leu	Ala	Asp	Gly	Gly	Cys	Ser	Gly	Gly	Ala	Tyr	Asp	Ile	Ile	Ile	
			275				280					285				
Cys	Asp	Glu	Cys	His	Ser	Thr	Asp	Ala	Thr	Ser	Ile	Leu	Gly	Ile	Gly	
			290			295					300					
Thr	Val	Leu	Asp	Gln	Ala	Glu	Thr	Ala	Gly	Ala	Arg	Leu	Thr	Val	Leu	
305					310					315					320	
Ala	Thr	Ala	Thr	Pro	Pro	Gly	Ser	Val	Thr	Val	Pro	His	Pro	Asn	Ile	
				325					330					335		
Glu	Glu	Val	Ala	Leu	Ser	Thr	Thr	Gly	Glu	Ile	Pro	Phe	Tyr	Gly	Lys	
			340					345					350			
Ala	Ile	Pro	Leu	Glu	Ala	Ile	Lys	Gly	Gly	Arg	His	Leu	Ile	Phe	Cys	
			355				360					365				
His	Ser	Lys	Lys	Lys	Cys	Asp	Glu	Leu	Ala	Ala	Lys	Leu	Val	Ala	Leu	
						375					380					
Gly	Val	Asn	Ala	Val	Ala	Tyr	Tyr	Arg	Gly	Leu	Asp	Val	Ser	Val	Ile	
385					390					395					400	
Pro	Thr	Ser	Gly	Asp	Val	Val	Val	Val	Ala	Thr	Asp	Ala	Leu	Met	Thr	
				405					410					415		
Gly	Phe	Thr	Gly	Asp	Phe	Asp	Ser	Val	Ile	Asp	Cys	Asn	Thr	Cys	Val	
			420					425					430			
Thr	Gln	Thr	Val	Asp	Phe	Ser	Leu	Asp	Pro	Thr	Phe	Thr	Ile	Glu	Thr	
			435				440					445				
Ile	Thr	Leu	Pro	Gln	Asp	Ala	Val	Ser	Arg	Thr	Gln	Arg	Arg	Gly	Arg	
			450			455					460					
Thr	Gly	Arg	Gly	Lys	Pro	Gly	Ile	Tyr	Arg	Phe	Val	Ala	Pro	Gly	Glu	
465					470					475					480	
Arg	Pro	Ser	Gly	Met	Phe	Asp	Ser	Ser	Val	Leu	Cys	Glu	Cys	Tyr	Asp	
				485					490					495		
Ala	Gly	Cys	Ala	Trp	Tyr	Glu	Leu	Thr	Pro	Ala	Glu	Thr	Thr	Val	Arg	
			500					505					510			
Leu	Arg	Ala	Tyr	Met	Asn	Thr	Pro	Gly	Leu	Pro	Val	Cys	Gln	Asp	His	
			515				520					525				
Leu	Glu	Phe	Trp	Glu	Gly	Val	Phe	Thr	Gly	Leu	Thr	His	Ile	Asp	Ala	
			530			535					540					
His	Phe	Leu	Ser	Gln	Thr	Lys	Gln	Ser	Gly	Glu	Asn	Leu	Pro	Tyr	Leu	
545					550					555					560	

Val Ala Tyr Gln Ala Thr Val Cys Ala Arg Ala Gln Ala Pro Pro Pro  
 565 570 575  
 Ser Trp Asp Gln Met Trp Lys Cys Leu Ile Arg Leu Lys Pro Thr Leu  
 580 585 590  
 His Gly Pro Thr Pro Leu Leu Tyr Arg Leu Gly Ala Val Gln Asn Glu  
 595 600 605  
 Val Thr Leu Thr His Pro Val Thr Lys Tyr Ile Met Thr Cys Met Ser  
 610 615 620  
 Ala Asp Leu Glu Val Val Thr Ser Thr Trp Val Leu Val Gly Gly Val  
 625 630 635 640  
 Leu Ala Ala Leu Ala Ala Tyr Cys Leu Ser Thr Gly Cys Val Val Ile  
 645 650 655  
 Val Gly Arg Ile Val Leu Ser Gly Lys Pro Ala Ile Ile Pro Asp Arg  
 660 665 670  
 Glu Val Leu Tyr Arg Glu Phe Asp Glu Met Glu Glu Cys  
 675 680 685

<210> 187  
 <211> 685  
 <212> PRT  
 <213> Artificial Sequence

<220>  
 <223> Mutant Hepatitis C virus NS3/4A peptide

<400> 187  
 Ala Pro Ile Thr Ala Tyr Ala Gln Gln Thr Arg Gly Leu Leu Gly Cys  
 1 5 10 15  
 Ile Ile Thr Ser Leu Thr Gly Arg Asp Lys Asn Gln Val Glu Gly Glu  
 20 25 30  
 Val Gln Ile Val Ser Thr Ala Ala Gln Thr Phe Leu Ala Thr Cys Ile  
 35 40 45  
 Asn Gly Val Cys Trp Thr Val Tyr His Gly Ala Gly Thr Arg Thr Ile  
 50 55 60  
 Ala Ser Pro Lys Gly Pro Val Ile Gln Met Tyr Thr Asn Val Asp Gln  
 65 70 75 80  
 Asp Leu Val Gly Trp Pro Ala Pro Gln Gly Ala Arg Ser Leu Thr Pro  
 85 90 95  
 Cys Thr Cys Gly Ser Ser Asp Leu Tyr Leu Val Thr Arg His Ala Asp  
 100 105 110  
 Val Ile Pro Val Arg Arg Arg Gly Asp Gly Arg Gly Ser Leu Leu Ser  
 115 120 125  
 Pro Arg Pro Ile Ser Tyr Leu Lys Gly Ser Ser Gly Gly Pro Leu Leu  
 130 135 140  
 Cys Pro Ala Ala His Ala Val Gly Ile Phe Arg Ala Ala Val Cys Thr  
 145 150 155 160  
 Arg Gly Val Ala Lys Ala Val Asp Phe Ile Pro Val Glu Ser Leu Glu  
 165 170 175  
 Thr Thr Met Arg Ser Pro Val Phe Ser Asp Asn Ser Ser Pro Pro Ala  
 180 185 190  
 Val Pro Gln Ser Tyr Gln Val Ala His Leu His Ala Pro Thr Gly Ser  
 195 200 205  
 Gly Lys Ser Thr Lys Val Pro Ala Ala Tyr Ala Ala Gln Gly Tyr Lys  
 210 215 220  
 Val Leu Val Leu Asn Pro Ser Val Ala Ala Thr Met Gly Phe Gly Ala  
 225 230 235 240

Tyr Met Ser Lys Ala His Gly Ile Asp Pro Asn Ile Arg Thr Gly Val  
 245 250 255  
 Arg Thr Ile Thr Thr Gly Ser Pro Ile Thr Tyr Ser Thr Tyr Gly Lys  
 260 265 270  
 Phe Leu Ala Asp Gly Gly Cys Ser Gly Gly Ala Tyr Asp Ile Ile Ile  
 275 280 285  
 Cys Asp Glu Cys His Ser Thr Asp Ala Thr Ser Ile Leu Gly Ile Gly  
 290 295 300  
 Thr Val Leu Asp Gln Ala Glu Thr Ala Gly Ala Arg Leu Thr Val Leu  
 305 310 315 320  
 Ala Thr Ala Thr Pro Pro Gly Ser Val Thr Val Pro His Pro Asn Ile  
 325 330 335  
 Glu Glu Val Ala Leu Ser Thr Thr Gly Glu Ile Pro Phe Tyr Gly Lys  
 340 345 350  
 Ala Ile Pro Leu Glu Ala Ile Lys Gly Gly Arg His Leu Ile Phe Cys  
 355 360 365  
 His Ser Lys Lys Lys Cys Asp Glu Leu Ala Ala Lys Leu Val Ala Leu  
 370 375 380  
 Gly Val Asn Ala Val Ala Tyr Tyr Arg Gly Leu Asp Val Ser Val Ile  
 385 390 395 400  
 Pro Thr Ser Gly Asp Val Val Val Val Ala Thr Asp Ala Leu Met Thr  
 405 410 415  
 Gly Phe Thr Gly Asp Phe Asp Ser Val Ile Asp Cys Asn Thr Cys Val  
 420 425 430  
 Thr Gln Thr Val Asp Phe Ser Leu Asp Pro Thr Phe Thr Ile Glu Thr  
 435 440 445  
 Ile Thr Leu Pro Gln Asp Ala Val Ser Arg Thr Gln Arg Arg Gly Arg  
 450 455 460  
 Thr Gly Arg Gly Lys Pro Gly Ile Tyr Arg Phe Val Ala Pro Gly Glu  
 465 470 475 480  
 Arg Pro Ser Gly Met Phe Asp Ser Ser Val Leu Cys Glu Cys Tyr Asp  
 485 490 495  
 Ala Gly Cys Ala Trp Tyr Glu Leu Thr Pro Ala Glu Thr Thr Val Arg  
 500 505 510  
 Leu Arg Ala Tyr Met Asn Thr Pro Gly Leu Pro Val Cys Gln Asp His  
 515 520 525  
 Leu Glu Phe Trp Glu Gly Val Phe Thr Gly Leu Thr His Ile Asp Ala  
 530 535 540  
 His Phe Leu Ser Gln Thr Lys Gln Ser Gly Glu Asn Leu Pro Tyr Leu  
 545 550 555 560  
 Val Ala Tyr Gln Ala Thr Val Cys Ala Arg Ala Gln Ala Pro Pro Pro  
 565 570 575  
 Ser Trp Asp Gln Met Trp Lys Cys Leu Ile Arg Leu Lys Pro Thr Leu  
 580 585 590  
 His Gly Pro Thr Pro Leu Leu Tyr Arg Leu Gly Ala Val Gln Asn Glu  
 595 600 605  
 Val Thr Leu Thr His Pro Val Thr Lys Tyr Ile Met Thr Cys Met Ser  
 610 615 620  
 Ala Asp Leu Glu Val Val Thr Ser Thr Trp Val Leu Val Gly Gly Val  
 625 630 635 640  
 Leu Ala Ala Leu Ala Ala Tyr Cys Leu Ser Thr Gly Cys Val Val Ile  
 645 650 655  
 Val Gly Arg Ile Val Leu Ser Gly Lys Pro Ala Ile Ile Pro Asp Arg  
 660 665 670  
 Glu Val Leu Tyr Arg Glu Phe Asp Glu Met Glu Glu Cys  
 675 680 685

<210> 188  
 <211> 685  
 <212> PRT  
 <213> Artificial Sequence

<220>  
 <223> Mutant Hepatitis C virus NS3/4A peptide

<400> 188  
 Ala Pro Ile Thr Ala Tyr Ala Gln Gln Thr Arg Gly Leu Leu Gly Cys  
 1 5 10 15  
 Ile Ile Thr Ser Leu Thr Gly Arg Asp Lys Asn Gln Val Glu Gly Glu  
 20 25 30  
 Val Gln Ile Val Ser Thr Ala Ala Gln Thr Phe Leu Ala Thr Cys Ile  
 35 40 45  
 Asn Gly Val Cys Trp Thr Val Tyr His Gly Ala Gly Thr Arg Thr Ile  
 50 55 60  
 Ala Ser Pro Lys Gly Pro Val Ile Gln Met Tyr Thr Asn Val Asp Gln  
 65 70 75 80  
 Asp Leu Val Gly Trp Pro Ala Pro Gln Gly Ala Arg Ser Leu Thr Pro  
 85 90 95  
 Cys Thr Cys Gly Ser Ser Asp Leu Tyr Leu Val Thr Arg His Ala Asp  
 100 105 110  
 Val Ile Pro Val Arg Arg Arg Gly Asp Gly Arg Gly Ser Leu Leu Ser  
 115 120 125  
 Pro Arg Pro Ile Ser Tyr Leu Lys Gly Ser Ser Gly Gly Pro Leu Leu  
 130 135 140  
 Cys Pro Ala Gly Ala Ala Val Gly Ile Phe Arg Ala Ala Val Cys Thr  
 145 150 155 160  
 Arg Gly Val Ala Lys Ala Val Asp Phe Ile Pro Val Glu Ser Leu Glu  
 165 170 175  
 Thr Thr Met Arg Ser Pro Val Phe Ser Asp Asn Ser Ser Pro Pro Ala  
 180 185 190  
 Val Pro Gln Ser Tyr Gln Val Ala His Leu His Ala Pro Thr Gly Ser  
 195 200 205  
 Gly Lys Ser Thr Lys Val Pro Ala Ala Tyr Ala Ala Gln Gly Tyr Lys  
 210 215 220  
 Val Leu Val Leu Asn Pro Ser Val Ala Ala Thr Met Gly Phe Gly Ala  
 225 230 235 240  
 Tyr Met Ser Lys Ala His Gly Ile Asp Pro Asn Ile Arg Thr Gly Val  
 245 250 255  
 Arg Thr Ile Thr Thr Gly Ser Pro Ile Thr Tyr Ser Thr Tyr Gly Lys  
 260 265 270  
 Phe Leu Ala Asp Gly Gly Cys Ser Gly Gly Ala Tyr Asp Ile Ile Ile  
 275 280 285  
 Cys Asp Glu Cys His Ser Thr Asp Ala Thr Ser Ile Leu Gly Ile Gly  
 290 295 300  
 Thr Val Leu Asp Gln Ala Glu Thr Ala Gly Ala Arg Leu Thr Val Leu  
 305 310 315 320  
 Ala Thr Ala Thr Pro Pro Gly Ser Val Thr Val Pro His Pro Asn Ile  
 325 330 335  
 Glu Glu Val Ala Leu Ser Thr Thr Gly Glu Ile Pro Phe Tyr Gly Lys  
 340 345 350  
 Ala Ile Pro Leu Glu Ala Ile Lys Gly Gly Arg His Leu Ile Phe Cys  
 355 360 365  
 His Ser Lys Lys Lys Cys Asp Glu Leu Ala Ala Lys Leu Val Ala Leu

370 375 380  
 Gly Val Asn Ala Val Ala Tyr Tyr Arg Gly Leu Asp Val Ser Val Ile  
 385 390 395 400  
 Pro Thr Ser Gly Asp Val Val Val Val Ala Thr Asp Ala Leu Met Thr  
 405 410 415  
 Gly Phe Thr Gly Asp Phe Asp Ser Val Ile Asp Cys Asn Thr Cys Val  
 420 425 430  
 Thr Gln Thr Val Asp Phe Ser Leu Asp Pro Thr Phe Thr Ile Glu Thr  
 435 440 445  
 Ile Thr Leu Pro Gln Asp Ala Val Ser Arg Thr Gln Arg Arg Gly Arg  
 450 455 460  
 Thr Gly Arg Gly Lys Pro Gly Ile Tyr Arg Phe Val Ala Pro Gly Glu  
 465 470 475 480  
 Arg Pro Ser Gly Met Phe Asp Ser Ser Val Leu Cys Glu Cys Tyr Asp  
 485 490 495  
 Ala Gly Cys Ala Trp Tyr Glu Leu Thr Pro Ala Glu Thr Thr Val Arg  
 500 505 510  
 Leu Arg Ala Tyr Met Asn Thr Pro Gly Leu Pro Val Cys Gln Asp His  
 515 520 525  
 Leu Glu Phe Trp Glu Gly Val Phe Thr Gly Leu Thr His Ile Asp Ala  
 530 535 540  
 His Phe Leu Ser Gln Thr Lys Gln Ser Gly Glu Asn Leu Pro Tyr Leu  
 545 550 555 560  
 Val Ala Tyr Gln Ala Thr Val Cys Ala Arg Ala Gln Ala Pro Pro Pro  
 565 570 575  
 Ser Trp Asp Gln Met Trp Lys Cys Leu Ile Arg Leu Lys Pro Thr Leu  
 580 585 590  
 His Gly Pro Thr Pro Leu Leu Tyr Arg Leu Gly Ala Val Gln Asn Glu  
 595 600 605  
 Val Thr Leu Thr His Pro Val Thr Lys Tyr Ile Met Thr Cys Met Ser  
 610 615 620  
 Ala Asp Leu Glu Val Val Thr Ser Thr Trp Val Leu Val Gly Gly Val  
 625 630 635 640  
 Leu Ala Ala Leu Ala Ala Tyr Cys Leu Ser Thr Gly Cys Val Val Ile  
 645 650 655  
 Val Gly Arg Ile Val Leu Ser Gly Lys Pro Ala Ile Ile Pro Asp Arg  
 660 665 670  
 Glu Val Leu Tyr Arg Glu Phe Asp Glu Met Glu Glu Cys  
 675 680 685

<210> 189  
 <211> 685  
 <212> PRT  
 <213> Artificial Sequence

<220>  
 <223> Mutant Hepatitis C virus NS3/4A peptide

<400> 189  
 Ala Pro Ile Thr Ala Tyr Ala Gln Gln Thr Arg Gly Leu Leu Gly Cys  
 1 5 10 15  
 Ile Ile Thr Ser Leu Thr Gly Arg Asp Lys Asn Gln Val Glu Gly Glu  
 20 25 30  
 Val Gln Ile Val Ser Thr Ala Ala Gln Thr Phe Leu Ala Thr Cys Ile  
 35 40 45  
 Asn Gly Val Cys Trp Thr Val Tyr His Gly Ala Gly Thr Arg Thr Ile

50	55	60
Ala Ser Pro Lys Gly	Pro Val Ile Gln Met Tyr Thr Asn Val Asp Gln	
65	70	75
Asp Leu Val Gly Trp	Pro Ala Pro Gln Gly Ala Arg Ser Leu Thr Pro	80
	85	90
Cys Thr Cys Gly Ser Ser Asp Leu Tyr Leu Val Thr Arg His Ala Asp		95
	100	105
Val Ile Pro Val Arg Arg Arg Gly Asp Gly Arg Gly Ser Leu Leu Ser		110
	115	120
Pro Arg Pro Ile Ser Tyr Leu Lys Gly Ser Ser Gly Gly Pro Leu Leu		125
	130	135
Cys Pro Ala Gly His Gly Val Gly Ile Phe Arg Ala Ala Val Cys Thr		140
145	150	155
Arg Gly Val Ala Lys Ala Val Asp Phe Ile Pro Val Glu Ser Leu Glu		160
	165	170
Thr Thr Met Arg Ser Pro Val Phe Ser Asp Asn Ser Ser Pro Pro Ala		175
	180	185
Val Pro Gln Ser Tyr Gln Val Ala His Leu His Ala Pro Thr Gly Ser		190
	195	200
Gly Lys Ser Thr Lys Val Pro Ala Ala Tyr Ala Ala Gln Gly Tyr Lys		205
	210	215
Val Leu Val Leu Asn Pro Ser Val Ala Ala Thr Met Gly Phe Gly Ala		220
225	230	235
Tyr Met Ser Lys Ala His Gly Ile Asp Pro Asn Ile Arg Thr Gly Val		240
	245	250
Arg Thr Ile Thr Thr Gly Ser Pro Ile Thr Tyr Ser Thr Tyr Gly Lys		255
	260	265
Phe Leu Ala Asp Gly Gly Cys Ser Gly Gly Ala Tyr Asp Ile Ile Ile		270
	275	280
Cys Asp Glu Cys His Ser Thr Asp Ala Thr Ser Ile Leu Gly Ile Gly		285
	290	295
Thr Val Leu Asp Gln Ala Glu Thr Ala Gly Ala Arg Leu Thr Val Leu		300
305	310	315
Ala Thr Ala Thr Pro Pro Gly Ser Val Thr Val Pro His Pro Asn Ile		320
	325	330
Glu Glu Val Ala Leu Ser Thr Thr Gly Glu Ile Pro Phe Tyr Gly Lys		335
	340	345
Ala Ile Pro Leu Glu Ala Ile Lys Gly Gly Arg His Leu Ile Phe Cys		350
	355	360
His Ser Lys Lys Lys Cys Asp Glu Leu Ala Ala Lys Leu Val Ala Leu		365
	370	375
Gly Val Asn Ala Val Ala Tyr Tyr Arg Gly Leu Asp Val Ser Val Ile		380
385	390	395
Pro Thr Ser Gly Asp Val Val Val Val Ala Thr Asp Ala Leu Met Thr		400
	405	410
Gly Phe Thr Gly Asp Phe Asp Ser Val Ile Asp Cys Asn Thr Cys Val		415
	420	425
Thr Gln Thr Val Asp Phe Ser Leu Asp Pro Thr Phe Thr Ile Glu Thr		430
	435	440
Ile Thr Leu Pro Gln Asp Ala Val Ser Arg Thr Gln Arg Arg Gly Arg		445
	450	455
Thr Gly Arg Gly Lys Pro Gly Ile Tyr Arg Phe Val Ala Pro Gly Glu		460
465	470	475
Arg Pro Ser Gly Met Phe Asp Ser Ser Val Leu Cys Glu Cys Tyr Asp		480
	485	490
Ala Gly Cys Ala Trp Tyr Glu Leu Thr Pro Ala Glu Thr Thr Val Arg		495
	500	505
		510



Leu Arg Ala Tyr Met Asn Thr Pro Gly Leu Pro Val Cys Gln Asp His  
 515 520 525  
 Leu Glu Phe Trp Glu Gly Val Phe Thr Gly Leu Thr His Ile Asp Ala  
 530 535 540  
 His Phe Leu Ser Gln Thr Lys Gln Ser Gly Glu Asn Leu Pro Tyr Leu  
 545 550 555 560  
 Val Ala Tyr Gln Ala Thr Val Cys Ala Arg Ala Gln Ala Pro Pro Pro  
 565 570 575  
 Ser Trp Asp Gln Met Trp Lys Cys Leu Ile Arg Leu Lys Pro Thr Leu  
 580 585 590  
 His Gly Pro Thr Pro Leu Leu Tyr Arg Leu Gly Ala Val Gln Asn Glu  
 595 600 605  
 Val Thr Leu Thr His Pro Val Thr Lys Tyr Ile Met Thr Cys Met Ser  
 610 615 620  
 Ala Asp Leu Glu Val Val Thr Ser Thr Trp Val Leu Val Gly Gly Val  
 625 630 635 640  
 Leu Ala Ala Leu Ala Ala Tyr Cys Leu Ser Thr Gly Cys Val Val Ile  
 645 650 655  
 Val Gly Arg Ile Val Leu Ser Gly Lys Pro Ala Ile Ile Pro Asp Arg  
 660 665 670  
 Glu Val Leu Tyr Arg Glu Phe Asp Glu Met Glu Glu Cys  
 675 680 685

<210> 190

<211> 685

<212> PRT

<213> Artificial Sequence

<220>

<223> Mutant Hepatitis C virus NS3/4A peptide

<400> 190

Ala Pro Ile Thr Ala Tyr Ala Gln Gln Thr Arg Gly Leu Leu Gly Cys  
 1 5 10 15  
 Ile Ile Thr Ser Leu Thr Gly Arg Asp Lys Asn Gln Val Glu Gly Glu  
 20 25 30  
 Val Gln Ile Val Ser Thr Ala Ala Gln Thr Phe Leu Ala Thr Cys Ile  
 35 40 45  
 Asn Gly Val Cys Trp Thr Val Tyr His Gly Ala Gly Thr Arg Thr Ile  
 50 55 60  
 Ala Ser Pro Lys Gly Pro Val Ile Gln Met Tyr Thr Asn Val Asp Gln  
 65 70 75 80  
 Asp Leu Val Gly Trp Pro Ala Pro Gln Gly Ala Arg Ser Leu Thr Pro  
 85 90 95  
 Cys Thr Cys Gly Ser Ser Asp Leu Tyr Leu Val Thr Arg His Ala Asp  
 100 105 110  
 Val Ile Pro Val Arg Arg Arg Gly Asp Gly Arg Gly Ser Leu Leu Ser  
 115 120 125  
 Pro Arg Pro Ile Ser Tyr Leu Lys Gly Ser Ser Gly Gly Pro Leu Leu  
 130 135 140  
 Cys Pro Ala Gly His Ala Ala Gly Ile Phe Arg Ala Ala Val Cys Thr  
 145 150 155 160  
 Arg Gly Val Ala Lys Ala Val Asp Phe Ile Pro Val Glu Ser Leu Glu  
 165 170 175  
 Thr Thr Met Arg Ser Pro Val Phe Ser Asp Asn Ser Ser Pro Pro Ala  
 180 185 190

Val Pro Gln Ser Tyr Gln Val Ala His Leu His Ala Pro Thr Gly Ser  
 195 200 205  
 Gly Lys Ser Thr Lys Val Pro Ala Ala Tyr Ala Ala Gln Gly Tyr Lys  
 210 215 220  
 Val Leu Val Leu Asn Pro Ser Val Ala Ala Thr Met Gly Phe Gly Ala  
 225 230 235 240  
 Tyr Met Ser Lys Ala His Gly Ile Asp Pro Asn Ile Arg Thr Gly Val  
 245 250 255  
 Arg Thr Ile Thr Thr Gly Ser Pro Ile Thr Tyr Ser Thr Tyr Gly Lys  
 260 265 270  
 Phe Leu Ala Asp Gly Gly Cys Ser Gly Gly Ala Tyr Asp Ile Ile Ile  
 275 280 285  
 Cys Asp Glu Cys His Ser Thr Asp Ala Thr Ser Ile Leu Gly Ile Gly  
 290 295 300  
 Thr Val Leu Asp Gln Ala Glu Thr Ala Gly Ala Arg Leu Thr Val Leu  
 305 310 315 320  
 Ala Thr Ala Thr Pro Pro Gly Ser Val Thr Val Pro His Pro Asn Ile  
 325 330 335  
 Glu Glu Val Ala Leu Ser Thr Thr Gly Glu Ile Pro Phe Tyr Gly Lys  
 340 345 350  
 Ala Ile Pro Leu Glu Ala Ile Lys Gly Gly Arg His Leu Ile Phe Cys  
 355 360 365  
 His Ser Lys Lys Lys Cys Asp Glu Leu Ala Ala Lys Leu Val Ala Leu  
 370 375 380  
 Gly Val Asn Ala Val Ala Tyr Tyr Arg Gly Leu Asp Val Ser Val Ile  
 385 390 395 400  
 Pro Thr Ser Gly Asp Val Val Val Val Ala Thr Asp Ala Leu Met Thr  
 405 410 415  
 Gly Phe Thr Gly Asp Phe Asp Ser Val Ile Asp Cys Asn Thr Cys Val  
 420 425 430  
 Thr Gln Thr Val Asp Phe Ser Leu Asp Pro Thr Phe Thr Ile Glu Thr  
 435 440 445  
 Ile Thr Leu Pro Gln Asp Ala Val Ser Arg Thr Gln Arg Arg Gly Arg  
 450 455 460  
 Thr Gly Arg Gly Lys Pro Gly Ile Tyr Arg Phe Val Ala Pro Gly Glu  
 465 470 475 480  
 Arg Pro Ser Gly Met Phe Asp Ser Ser Val Leu Cys Glu Cys Tyr Asp  
 485 490 495  
 Ala Gly Cys Ala Trp Tyr Glu Leu Thr Pro Ala Glu Thr Thr Val Arg  
 500 505 510  
 Leu Arg Ala Tyr Met Asn Thr Pro Gly Leu Pro Val Cys Gln Asp His  
 515 520 525  
 Leu Glu Phe Trp Glu Gly Val Phe Thr Gly Leu Thr His Ile Asp Ala  
 530 535 540  
 His Phe Leu Ser Gln Thr Lys Gln Ser Gly Glu Asn Leu Pro Tyr Leu  
 545 550 555 560  
 Val Ala Tyr Gln Ala Thr Val Cys Ala Arg Ala Gln Ala Pro Pro Pro  
 565 570 575  
 Ser Trp Asp Gln Met Trp Lys Cys Leu Ile Arg Leu Lys Pro Thr Leu  
 580 585 590  
 His Gly Pro Thr Pro Leu Leu Tyr Arg Leu Gly Ala Val Gln Asn Glu  
 595 600 605  
 Val Thr Leu Thr His Pro Val Thr Lys Tyr Ile Met Thr Cys Met Ser  
 610 615 620  
 Ala Asp Leu Glu Val Val Thr Ser Thr Trp Val Leu Val Gly Gly Val  
 625 630 635 640  
 Leu Ala Ala Leu Ala Ala Tyr Cys Leu Ser Thr Gly Cys Val Val Ile

				645					650					655			
Val	Gly	Arg	Ile	Val	Leu	Ser	Gly	Lys	Pro	Ala	Ile	Ile	Pro	Asp	Arg		
			660					665					670				
Glu	Val	Leu	Tyr	Arg	Glu	Phe	Asp	Glu	Met	Glu	Glu	Cys					
		675					680					685					

<210> 191  
 <211> 685  
 <212> PRT  
 <213> Artificial Sequence

<220>  
 <223> Mutant Hepatitis C virus NS3/4A peptide

<400> 191

Ala	Pro	Ile	Thr	Ala	Tyr	Ala	Gln	Gln	Thr	Arg	Gly	Leu	Leu	Gly	Cys		
1				5					10					15			
Ile	Ile	Thr	Ser	Leu	Thr	Gly	Arg	Asp	Lys	Asn	Gln	Val	Glu	Gly	Glu		
			20					25					30				
Val	Gln	Ile	Val	Ser	Thr	Ala	Ala	Gln	Thr	Phe	Leu	Ala	Thr	Cys	Ile		
		35				40						45					
Asn	Gly	Val	Cys	Trp	Thr	Val	Tyr	His	Gly	Ala	Gly	Thr	Arg	Thr	Ile		
	50					55					60						
Ala	Ser	Pro	Lys	Gly	Pro	Val	Ile	Gln	Met	Tyr	Thr	Asn	Val	Asp	Gln		
65					70					75					80		
Asp	Leu	Val	Gly	Trp	Pro	Ala	Pro	Gln	Gly	Ala	Arg	Ser	Leu	Thr	Pro		
				85					90					95			
Cys	Thr	Cys	Gly	Ser	Ser	Asp	Leu	Tyr	Leu	Val	Thr	Arg	His	Ala	Asp		
			100					105					110				
Val	Ile	Pro	Val	Arg	Arg	Arg	Gly	Asp	Gly	Arg	Gly	Ser	Leu	Leu	Ser		
		115					120					125					
Pro	Arg	Pro	Ile	Ser	Tyr	Leu	Lys	Gly	Ser	Ser	Gly	Gly	Pro	Leu	Leu		
		130				135					140						
Cys	Pro	Ala	Gly	His	Ala	Val	Ala	Ile	Phe	Arg	Ala	Ala	Val	Cys	Thr		
145					150					155					160		
Arg	Gly	Val	Ala	Lys	Ala	Val	Asp	Phe	Ile	Pro	Val	Glu	Ser	Leu	Glu		
				165					170						175		
Thr	Thr	Met	Arg	Ser	Pro	Val	Phe	Ser	Asp	Asn	Ser	Ser	Pro	Pro	Ala		
		180						185						190			
Val	Pro	Gln	Ser	Tyr	Gln	Val	Ala	His	Leu	His	Ala	Pro	Thr	Gly	Ser		
		195					200					205					
Gly	Lys	Ser	Thr	Lys	Val	Pro	Ala	Ala	Tyr	Ala	Ala	Gln	Gly	Tyr	Lys		
	210					215					220						
Val	Leu	Val	Leu	Asn	Pro	Ser	Val	Ala	Ala	Thr	Met	Gly	Phe	Gly	Ala		
225				230						235				240			
Tyr	Met	Ser	Lys	Ala	His	Gly	Ile	Asp	Pro	Asn	Ile	Arg	Thr	Gly	Val		
				245				250						255			
Arg	Thr	Ile	Thr	Thr	Gly	Ser	Pro	Ile	Thr	Tyr	Ser	Thr	Tyr	Gly	Lys		
			260					265						270			
Phe	Leu	Ala	Asp	Gly	Gly	Cys	Ser	Gly	Gly	Ala	Tyr	Asp	Ile	Ile	Ile		
		275				280						285					
Cys	Asp	Glu	Cys	His	Ser	Thr	Asp	Ala	Thr	Ser	Ile	Leu	Gly	Ile	Gly		
	290					295					300						
Thr	Val	Leu	Asp	Gln	Ala	Glu	Thr	Ala	Gly	Ala	Arg	Leu	Thr	Val	Leu		
305				310						315					320		
Ala	Thr	Ala	Thr	Pro	Pro	Gly	Ser	Val	Thr	Val	Pro	His	Pro	Asn	Ile		

325 330 335  
 Glu Glu Val Ala Leu Ser Thr Thr Gly Glu Ile Pro Phe Tyr Gly Lys  
 340 345 350  
 Ala Ile Pro Leu Glu Ala Ile Lys Gly Gly Arg His Leu Ile Phe Cys  
 355 360 365  
 His Ser Lys Lys Lys Cys Asp Glu Leu Ala Ala Lys Leu Val Ala Leu  
 370 375 380  
 Gly Val Asn Ala Val Ala Tyr Tyr Arg Gly Leu Asp Val Ser Val Ile  
 385 390 395  
 Pro Thr Ser Gly Asp Val Val Val Val Ala Thr Asp Ala Leu Met Thr  
 405 410 415  
 Gly Phe Thr Gly Asp Phe Asp Ser Val Ile Asp Cys Asn Thr Cys Val  
 420 425 430  
 Thr Gln Thr Val Asp Phe Ser Leu Asp Pro Thr Phe Thr Ile Glu Thr  
 435 440 445  
 Ile Thr Leu Pro Gln Asp Ala Val Ser Arg Thr Gln Arg Arg Gly Arg  
 450 455 460  
 Thr Gly Arg Gly Lys Pro Gly Ile Tyr Arg Phe Val Ala Pro Gly Glu  
 465 470 475 480  
 Arg Pro Ser Gly Met Phe Asp Ser Ser Val Leu Cys Glu Cys Tyr Asp  
 485 490 495  
 Ala Gly Cys Ala Trp Tyr Glu Leu Thr Pro Ala Glu Thr Thr Val Arg  
 500 505 510  
 Leu Arg Ala Tyr Met Asn Thr Pro Gly Leu Pro Val Cys Gln Asp His  
 515 520 525  
 Leu Glu Phe Trp Glu Gly Val Phe Thr Gly Leu Thr His Ile Asp Ala  
 530 535 540  
 His Phe Leu Ser Gln Thr Lys Gln Ser Gly Glu Asn Leu Pro Tyr Leu  
 545 550 555 560  
 Val Ala Tyr Gln Ala Thr Val Cys Ala Arg Ala Gln Ala Pro Pro Pro  
 565 570 575  
 Ser Trp Asp Gln Met Trp Lys Cys Leu Ile Arg Leu Lys Pro Thr Leu  
 580 585 590  
 His Gly Pro Thr Pro Leu Leu Tyr Arg Leu Gly Ala Val Gln Asn Glu  
 595 600 605  
 Val Thr Leu Thr His Pro Val Thr Lys Tyr Ile Met Thr Cys Met Ser  
 610 615 620  
 Ala Asp Leu Glu Val Val Thr Ser Thr Trp Val Leu Val Gly Gly Val  
 625 630 635 640  
 Leu Ala Ala Leu Ala Ala Tyr Cys Leu Ser Thr Gly Cys Val Val Ile  
 645 650 655  
 Val Gly Arg Ile Val Leu Ser Gly Lys Pro Ala Ile Ile Pro Asp Arg  
 660 665 670  
 Glu Val Leu Tyr Arg Glu Phe Asp Glu Met Glu Glu Cys  
 675 680 685

<210> 192

<211> 685

<212> PRT

<213> Artificial Sequence

<220>

<223> Mutant Hepatitis C virus NS3/4A peptide

<400> 192

Ala Pro Ile Thr Ala Tyr Ala Gln Gln Thr Arg Gly Leu Leu Gly Cys

1				5					10				15		
Ile	Ile	Thr	Ser	Leu	Thr	Gly	Arg	Asp	Lys	Asn	Gln	Val	Glu	Gly	Glu
			20					25					30		
Val	Gln	Ile	Val	Ser	Thr	Ala	Ala	Gln	Thr	Phe	Leu	Ala	Thr	Cys	Ile
		35				40						45			
Asn	Gly	Val	Cys	Trp	Thr	Val	Tyr	His	Gly	Ala	Gly	Thr	Arg	Thr	Ile
	50				55						60				
Ala	Ser	Pro	Lys	Gly	Pro	Val	Ile	Gln	Met	Tyr	Thr	Asn	Val	Asp	Gln
65					70					75					80
Asp	Leu	Val	Gly	Trp	Pro	Ala	Pro	Gln	Gly	Ala	Arg	Ser	Leu	Thr	Pro
			85						90					95	
Cys	Thr	Cys	Gly	Ser	Ser	Asp	Leu	Tyr	Leu	Val	Thr	Arg	His	Ala	Asp
			100					105					110		
Val	Ile	Pro	Val	Arg	Arg	Arg	Gly	Asp	Gly	Arg	Gly	Ser	Leu	Leu	Ser
		115					120					125			
Pro	Arg	Pro	Ile	Ser	Tyr	Leu	Lys	Gly	Ser	Ser	Gly	Gly	Pro	Leu	Leu
	130					135					140				
Cys	Pro	Ala	Gly	His	Ala	Val	Gly	Ala	Phe	Arg	Ala	Ala	Val	Cys	Thr
145				150						155					160
Arg	Gly	Val	Ala	Lys	Ala	Val	Asp	Phe	Ile	Pro	Val	Glu	Ser	Leu	Glu
				165					170					175	
Thr	Thr	Met	Arg	Ser	Pro	Val	Phe	Ser	Asp	Asn	Ser	Ser	Pro	Pro	Ala
		180						185					190		
Val	Pro	Gln	Ser	Tyr	Gln	Val	Ala	His	Leu	His	Ala	Pro	Thr	Gly	Ser
		195					200					205			
Gly	Lys	Ser	Thr	Lys	Val	Pro	Ala	Ala	Tyr	Ala	Ala	Gln	Gly	Tyr	Lys
	210					215					220				
Val	Leu	Val	Leu	Asn	Pro	Ser	Val	Ala	Ala	Thr	Met	Gly	Phe	Gly	Ala
225				230						235					240
Tyr	Met	Ser	Lys	Ala	His	Gly	Ile	Asp	Pro	Asn	Ile	Arg	Thr	Gly	Val
			245					250						255	
Arg	Thr	Ile	Thr	Thr	Gly	Ser	Pro	Ile	Thr	Tyr	Ser	Thr	Tyr	Gly	Lys
		260						265					270		
Phe	Leu	Ala	Asp	Gly	Gly	Cys	Ser	Gly	Gly	Ala	Tyr	Asp	Ile	Ile	Ile
		275					280					285			
Cys	Asp	Glu	Cys	His	Ser	Thr	Asp	Ala	Thr	Ser	Ile	Leu	Gly	Ile	Gly
	290					295					300				
Thr	Val	Leu	Asp	Gln	Ala	Glu	Thr	Ala	Gly	Ala	Arg	Leu	Thr	Val	Leu
305				310						315					320
Ala	Thr	Ala	Thr	Pro	Pro	Gly	Ser	Val	Thr	Val	Pro	His	Pro	Asn	Ile
				325					330					335	
Glu	Glu	Val	Ala	Leu	Ser	Thr	Thr	Gly	Glu	Ile	Pro	Phe	Tyr	Gly	Lys
			340					345					350		
Ala	Ile	Pro	Leu	Glu	Ala	Ile	Lys	Gly	Gly	Arg	His	Leu	Ile	Phe	Cys
		355					360					365			
His	Ser	Lys	Lys	Lys	Cys	Asp	Glu	Leu	Ala	Ala	Lys	Leu	Val	Ala	Leu
	370					375					380				
Gly	Val	Asn	Ala	Val	Ala	Tyr	Tyr	Arg	Gly	Leu	Asp	Val	Ser	Val	Ile
385				390						395					400
Pro	Thr	Ser	Gly	Asp	Val	Val	Val	Val	Ala	Thr	Asp	Ala	Leu	Met	Thr
				405					410					415	
Gly	Phe	Thr	Gly	Asp	Phe	Asp	Ser	Val	Ile	Asp	Cys	Asn	Thr	Cys	Val
			420					425					430		
Thr	Gln	Thr	Val	Asp	Phe	Ser	Leu	Asp	Pro	Thr	Phe	Thr	Ile	Glu	Thr
		435					440					445			
Ile	Thr	Leu	Pro	Gln	Asp	Ala	Val	Ser	Arg	Thr	Gln	Arg	Arg	Gly	Arg
	450					455						460			

Thr Gly Arg Gly Lys Pro Gly Ile Tyr Arg Phe Val Ala Pro Gly Glu  
 465 470 475 480  
 Arg Pro Ser Gly Met Phe Asp Ser Ser Val Leu Cys Glu Cys Tyr Asp  
 485 490 495  
 Ala Gly Cys Ala Trp Tyr Glu Leu Thr Pro Ala Glu Thr Thr Val Arg  
 500 505 510  
 Leu Arg Ala Tyr Met Asn Thr Pro Gly Leu Pro Val Cys Gln Asp His  
 515 520 525  
 Leu Glu Phe Trp Glu Gly Val Phe Thr Gly Leu Thr His Ile Asp Ala  
 530 535 540  
 His Phe Leu Ser Gln Thr Lys Gln Ser Gly Glu Asn Leu Pro Tyr Leu  
 545 550 555 560  
 Val Ala Tyr Gln Ala Thr Val Cys Ala Arg Ala Gln Ala Pro Pro Pro  
 565 570 575  
 Ser Trp Asp Gln Met Trp Lys Cys Leu Ile Arg Leu Lys Pro Thr Leu  
 580 585 590  
 His Gly Pro Thr Pro Leu Leu Tyr Arg Leu Gly Ala Val Gln Asn Glu  
 595 600 605  
 Val Thr Leu Thr His Pro Val Thr Lys Tyr Ile Met Thr Cys Met Ser  
 610 615 620  
 Ala Asp Leu Glu Val Val Thr Ser Thr Trp Val Leu Val Gly Gly Val  
 625 630 635 640  
 Leu Ala Ala Leu Ala Ala Tyr Cys Leu Ser Thr Gly Cys Val Val Ile  
 645 650 655  
 Val Gly Arg Ile Val Leu Ser Gly Lys Pro Ala Ile Ile Pro Asp Arg  
 660 665 670  
 Glu Val Leu Tyr Arg Glu Phe Asp Glu Met Glu Glu Cys  
 675 680 685

<210> 193  
 <211> 685  
 <212> PRT  
 <213> Artificial Sequence

<220>  
 <223> Mutant Hepatitis C virus NS3/4A peptide

<400> 193  
 Ala Pro Ile Thr Ala Tyr Ala Gln Gln Thr Arg Gly Leu Leu Gly Cys  
 1 5 10 15  
 Ile Ile Thr Ser Leu Thr Gly Arg Asp Lys Asn Gln Val Glu Gly Glu  
 20 25 30  
 Val Gln Ile Val Ser Thr Ala Ala Gln Thr Phe Leu Ala Thr Cys Ile  
 35 40 45  
 Asn Gly Val Cys Trp Thr Val Tyr His Gly Ala Gly Thr Arg Thr Ile  
 50 55 60  
 Ala Ser Pro Lys Gly Pro Val Ile Gln Met Tyr Thr Asn Val Asp Gln  
 65 70 75 80  
 Asp Leu Val Gly Trp Pro Ala Pro Gln Gly Ala Arg Ser Leu Thr Pro  
 85 90 95  
 Cys Thr Cys Gly Ser Ser Asp Leu Tyr Leu Val Thr Arg His Ala Asp  
 100 105 110  
 Val Ile Pro Val Arg Arg Arg Gly Asp Gly Arg Gly Ser Leu Leu Ser  
 115 120 125  
 Pro Arg Pro Ile Ser Tyr Leu Lys Gly Ser Ser Gly Gly Pro Leu Leu  
 130 135 140

Cys Pro Ala Gly His Ala Val Gly Ile Ala Arg Ala Ala Val Cys Thr  
 145 150 155 160  
 Arg Gly Val Ala Lys Ala Val Asp Phe Ile Pro Val Glu Ser Leu Glu  
 165 170 175  
 Thr Thr Met Arg Ser Pro Val Phe Ser Asp Asn Ser Ser Pro Pro Ala  
 180 185 190  
 Val Pro Gln Ser Tyr Gln Val Ala His Leu His Ala Pro Thr Gly Ser  
 195 200 205  
 Gly Lys Ser Thr Lys Val Pro Ala Ala Tyr Ala Ala Gln Gly Tyr Lys  
 210 215 220  
 Val Leu Val Leu Asn Pro Ser Val Ala Ala Thr Met Gly Phe Gly Ala  
 225 230 235 240  
 Tyr Met Ser Lys Ala His Gly Ile Asp Pro Asn Ile Arg Thr Gly Val  
 245 250 255  
 Arg Thr Ile Thr Thr Gly Ser Pro Ile Thr Tyr Ser Thr Tyr Gly Lys  
 260 265 270  
 Phe Leu Ala Asp Gly Gly Cys Ser Gly Gly Ala Tyr Asp Ile Ile Ile  
 275 280 285  
 Cys Asp Glu Cys His Ser Thr Asp Ala Thr Ser Ile Leu Gly Ile Gly  
 290 295 300  
 Thr Val Leu Asp Gln Ala Glu Thr Ala Gly Ala Arg Leu Thr Val Leu  
 305 310 315 320  
 Ala Thr Ala Thr Pro Pro Gly Ser Val Thr Val Pro His Pro Asn Ile  
 325 330 335  
 Glu Glu Val Ala Leu Ser Thr Thr Gly Glu Ile Pro Phe Tyr Gly Lys  
 340 345 350  
 Ala Ile Pro Leu Glu Ala Ile Lys Gly Gly Arg His Leu Ile Phe Cys  
 355 360 365  
 His Ser Lys Lys Lys Cys Asp Glu Leu Ala Ala Lys Leu Val Ala Leu  
 370 375 380  
 Gly Val Asn Ala Val Ala Tyr Tyr Arg Gly Leu Asp Val Ser Val Ile  
 385 390 395 400  
 Pro Thr Ser Gly Asp Val Val Val Val Ala Thr Asp Ala Leu Met Thr  
 405 410 415  
 Gly Phe Thr Gly Asp Phe Asp Ser Val Ile Asp Cys Asn Thr Cys Val  
 420 425 430  
 Thr Gln Thr Val Asp Phe Ser Leu Asp Pro Thr Phe Thr Ile Glu Thr  
 435 440 445  
 Ile Thr Leu Pro Gln Asp Ala Val Ser Arg Thr Gln Arg Arg Gly Arg  
 450 455 460  
 Thr Gly Arg Gly Lys Pro Gly Ile Tyr Arg Phe Val Ala Pro Gly Glu  
 465 470 475 480  
 Arg Pro Ser Gly Met Phe Asp Ser Ser Val Leu Cys Glu Cys Tyr Asp  
 485 490 495  
 Ala Gly Cys Ala Trp Tyr Glu Leu Thr Pro Ala Glu Thr Thr Val Arg  
 500 505 510  
 Leu Arg Ala Tyr Met Asn Thr Pro Gly Leu Pro Val Cys Gln Asp His  
 515 520 525  
 Leu Glu Phe Trp Glu Gly Val Phe Thr Gly Leu Thr His Ile Asp Ala  
 530 535 540  
 His Phe Leu Ser Gln Thr Lys Gln Ser Gly Glu Asn Leu Pro Tyr Leu  
 545 550 555 560  
 Val Ala Tyr Gln Ala Thr Val Cys Ala Arg Ala Gln Ala Pro Pro Pro  
 565 570 575  
 Ser Trp Asp Gln Met Trp Lys Cys Leu Ile Arg Leu Lys Pro Thr Leu  
 580 585 590  
 His Gly Pro Thr Pro Leu Leu Tyr Arg Leu Gly Ala Val Gln Asn Glu

	595					600					605				
Val	Thr	Leu	Thr	His	Pro	Val	Thr	Lys	Tyr	Ile	Met	Thr	Cys	Met	Ser
	610					615					620				
Ala	Asp	Leu	Glu	Val	Val	Thr	Ser	Thr	Trp	Val	Leu	Val	Gly	Gly	Val
625					630					635					640
Leu	Ala	Ala	Leu	Ala	Ala	Tyr	Cys	Leu	Ser	Thr	Gly	Cys	Val	Val	Ile
				645					650					655	
Val	Gly	Arg	Ile	Val	Leu	Ser	Gly	Lys	Pro	Ala	Ile	Ile	Pro	Asp	Arg
			660					665					670		
Glu	Val	Leu	Tyr	Arg	Glu	Phe	Asp	Glu	Met	Glu	Glu	Cys			
	675						680					685			

<210> 194  
 <211> 685  
 <212> PRT  
 <213> Artificial Sequence

<220>  
 <223> Mutant Hepatitis C virus NS3/4A peptide

<400> 194

Ala	Pro	Ile	Thr	Ala	Tyr	Ala	Gln	Gln	Thr	Arg	Gly	Leu	Leu	Gly	Cys
1				5					10					15	
Ile	Ile	Thr	Ser	Leu	Thr	Gly	Arg	Asp	Lys	Asn	Gln	Val	Glu	Gly	Glu
			20					25					30		
Val	Gln	Ile	Val	Ser	Thr	Ala	Ala	Gln	Thr	Phe	Leu	Ala	Thr	Cys	Ile
			35				40					45			
Asn	Gly	Val	Cys	Trp	Thr	Val	Tyr	His	Gly	Ala	Gly	Thr	Arg	Thr	Ile
	50					55					60				
Ala	Ser	Pro	Lys	Gly	Pro	Val	Ile	Gln	Met	Tyr	Thr	Asn	Val	Asp	Gln
65					70					75				80	
Asp	Leu	Val	Gly	Trp	Pro	Ala	Pro	Gln	Gly	Ala	Arg	Ser	Leu	Thr	Pro
				85					90					95	
Cys	Thr	Cys	Gly	Ser	Ser	Asp	Leu	Tyr	Leu	Val	Thr	Arg	His	Ala	Asp
			100					105					110		
Val	Ile	Pro	Val	Arg	Arg	Arg	Gly	Asp	Gly	Arg	Gly	Ser	Leu	Leu	Ser
			115				120					125			
Pro	Arg	Pro	Ile	Ser	Tyr	Leu	Lys	Gly	Ser	Ser	Gly	Gly	Pro	Leu	Leu
	130					135					140				
Cys	Pro	Ala	Gly	His	Ala	Val	Gly	Ile	Phe	Ala	Ala	Ala	Val	Cys	Thr
145					150					155				160	
Arg	Gly	Val	Ala	Lys	Ala	Val	Asp	Phe	Ile	Pro	Val	Glu	Ser	Leu	Glu
				165					170					175	
Thr	Thr	Met	Arg	Ser	Pro	Val	Phe	Ser	Asp	Asn	Ser	Ser	Pro	Pro	Ala
			180					185					190		
Val	Pro	Gln	Ser	Tyr	Gln	Val	Ala	His	Leu	His	Ala	Pro	Thr	Gly	Ser
			195				200					205			
Gly	Lys	Ser	Thr	Lys	Val	Pro	Ala	Ala	Tyr	Ala	Ala	Gln	Gly	Tyr	Lys
	210					215					220				
Val	Leu	Val	Leu	Asn	Pro	Ser	Val	Ala	Ala	Thr	Met	Gly	Phe	Gly	Ala
225					230					235				240	
Tyr	Met	Ser	Lys	Ala	His	Gly	Ile	Asp	Pro	Asn	Ile	Arg	Thr	Gly	Val
				245					250					255	
Arg	Thr	Ile	Thr	Thr	Gly	Ser	Pro	Ile	Thr	Tyr	Ser	Thr	Tyr	Gly	Lys
			260					265					270		
Phe	Leu	Ala	Asp	Gly	Gly	Cys	Ser	Gly	Gly	Ala	Tyr	Asp	Ile	Ile	Ile



	275						280					285					
Cys	Asp	Glu	Cys	His	Ser	Thr	Asp	Ala	Thr	Ser	Ile	Leu	Gly	Ile	Gly		
	290						295					300					
Thr	Val	Leu	Asp	Gln	Ala	Glu	Thr	Ala	Gly	Ala	Arg	Leu	Thr	Val	Leu		
	305						310					315					320
Ala	Thr	Ala	Thr	Pro	Pro	Gly	Ser	Val	Thr	Val	Pro	His	Pro	Asn	Ile		
							325										335
Glu	Glu	Val	Ala	Leu	Ser	Thr	Thr	Gly	Glu	Ile	Pro	Phe	Tyr	Gly	Lys		
																	350
Ala	Ile	Pro	Leu	Glu	Ala	Ile	Lys	Gly	Gly	Arg	His	Leu	Ile	Phe	Cys		
																	365
His	Ser	Lys	Lys	Lys	Cys	Asp	Glu	Leu	Ala	Ala	Lys	Leu	Val	Ala	Leu		
																	380
Gly	Val	Asn	Ala	Val	Ala	Tyr	Tyr	Arg	Gly	Leu	Asp	Val	Ser	Val	Ile		
																	400
Pro	Thr	Ser	Gly	Asp	Val	Val	Val	Val	Ala	Thr	Asp	Ala	Leu	Met	Thr		
																	415
Gly	Phe	Thr	Gly	Asp	Phe	Asp	Ser	Val	Ile	Asp	Cys	Asn	Thr	Cys	Val		
																	430
Thr	Gln	Thr	Val	Asp	Phe	Ser	Leu	Asp	Pro	Thr	Phe	Thr	Ile	Glu	Thr		
																	445
Ile	Thr	Leu	Pro	Gln	Asp	Ala	Val	Ser	Arg	Thr	Gln	Arg	Arg	Gly	Arg		
																	460
Thr	Gly	Arg	Gly	Lys	Pro	Gly	Ile	Tyr	Arg	Phe	Val	Ala	Pro	Gly	Glu		
																	480
Arg	Pro	Ser	Gly	Met	Phe	Asp	Ser	Ser	Val	Leu	Cys	Glu	Cys	Tyr	Asp		
																	495
Ala	Gly	Cys	Ala	Trp	Tyr	Glu	Leu	Thr	Pro	Ala	Glu	Thr	Thr	Val	Arg		
																	510
Leu	Arg	Ala	Tyr	Met	Asn	Thr	Pro	Gly	Leu	Pro	Val	Cys	Gln	Asp	His		
																	525
Leu	Glu	Phe	Trp	Glu	Gly	Val	Phe	Thr	Gly	Leu	Thr	His	Ile	Asp	Ala		
																	540
His	Phe	Leu	Ser	Gln	Thr	Lys	Gln	Ser	Gly	Glu	Asn	Leu	Pro	Tyr	Leu		
																	560
Val	Ala	Tyr	Gln	Ala	Thr	Val	Cys	Ala	Arg	Ala	Gln	Ala	Pro	Pro	Pro		
																	575
Ser	Trp	Asp	Gln	Met	Trp	Lys	Cys	Leu	Ile	Arg	Leu	Lys	Pro	Thr	Leu		
																	590
His	Gly	Pro	Thr	Pro	Leu	Leu	Tyr	Arg	Leu	Gly	Ala	Val	Gln	Asn	Glu		
																	605
Val	Thr	Leu	Thr	His	Pro	Val	Thr	Lys	Tyr	Ile	Met	Thr	Cys	Met	Ser		
																	620
Ala	Asp	Leu	Glu	Val	Val	Thr	Ser	Thr	Trp	Val	Leu	Val	Gly	Gly	Val		
																	640
Leu	Ala	Ala	Leu	Ala	Ala	Tyr	Cys	Leu	Ser	Thr	Gly	Cys	Val	Val	Ile		
																	655
Val	Gly	Arg	Ile	Val	Leu	Ser	Gly	Lys	Pro	Ala	Ile	Ile	Pro	Asp	Arg		
																	670
Glu	Val	Leu	Tyr	Arg	Glu	Phe	Asp	Glu	Met	Glu	Glu	Cys					
																	685

&lt;210&gt; 195

&lt;211&gt; 685

&lt;212&gt; PRT

&lt;213&gt; Artificial Sequence

<220>

<223> Mutant Hepatitis C virus NS3/4A peptide

<400> 195

Ala Pro Ile Thr Ala Tyr Ala Gln Gln Thr Arg Gly Leu Leu Gly Cys  
 1 5 10 15  
 Ile Ile Thr Ser Leu Thr Gly Arg Asp Lys Asn Gln Val Glu Gly Glu  
 20 25 30  
 Val Gln Ile Val Ser Thr Ala Ala Gln Thr Phe Leu Ala Thr Cys Ile  
 35 40 45  
 Asn Gly Val Cys Trp Thr Val Tyr His Gly Ala Gly Thr Arg Thr Ile  
 50 55 60  
 Ala Ser Pro Lys Gly Pro Val Ile Gln Met Tyr Thr Asn Val Asp Gln  
 65 70 75 80  
 Asp Leu Val Gly Trp Pro Ala Pro Gln Gly Ala Arg Ser Leu Thr Pro  
 85 90 95  
 Cys Thr Cys Gly Ser Ser Asp Leu Tyr Leu Val Thr Arg His Ala Asp  
 100 105 110  
 Val Ile Pro Val Arg Arg Arg Gly Asp Gly Arg Gly Ser Leu Leu Ser  
 115 120 125  
 Pro Arg Pro Ile Ser Tyr Leu Lys Gly Ser Ser Gly Gly Pro Leu Leu  
 130 135 140  
 Cys Pro Ala Gly His Ala Val Gly Ile Phe Arg Gly Ala Val Cys Thr  
 145 150 155 160  
 Arg Gly Val Ala Lys Ala Val Asp Phe Ile Pro Val Glu Ser Leu Glu  
 165 170 175  
 Thr Thr Met Arg Ser Pro Val Phe Ser Asp Asn Ser Ser Pro Pro Ala  
 180 185 190  
 Val Pro Gln Ser Tyr Gln Val Ala His Leu His Ala Pro Thr Gly Ser  
 195 200 205  
 Gly Lys Ser Thr Lys Val Pro Ala Ala Tyr Ala Ala Gln Gly Tyr Lys  
 210 215 220  
 Val Leu Val Leu Asn Pro Ser Val Ala Ala Thr Met Gly Phe Gly Ala  
 225 230 235 240  
 Tyr Met Ser Lys Ala His Gly Ile Asp Pro Asn Ile Arg Thr Gly Val  
 245 250 255  
 Arg Thr Ile Thr Thr Gly Ser Pro Ile Thr Tyr Ser Thr Tyr Gly Lys  
 260 265 270  
 Phe Leu Ala Asp Gly Gly Cys Ser Gly Gly Ala Tyr Asp Ile Ile Ile  
 275 280 285  
 Cys Asp Glu Cys His Ser Thr Asp Ala Thr Ser Ile Leu Gly Ile Gly  
 290 295 300  
 Thr Val Leu Asp Gln Ala Glu Thr Ala Gly Ala Arg Leu Thr Val Leu  
 305 310 315 320  
 Ala Thr Ala Thr Pro Pro Gly Ser Val Thr Val Pro His Pro Asn Ile  
 325 330 335  
 Glu Glu Val Ala Leu Ser Thr Thr Gly Glu Ile Pro Phe Tyr Gly Lys  
 340 345 350  
 Ala Ile Pro Leu Glu Ala Ile Lys Gly Gly Arg His Leu Ile Phe Cys  
 355 360 365  
 His Ser Lys Lys Lys Cys Asp Glu Leu Ala Ala Lys Leu Val Ala Leu  
 370 375 380  
 Gly Val Asn Ala Val Ala Tyr Tyr Arg Gly Leu Asp Val Ser Val Ile  
 385 390 395 400  
 Pro Thr Ser Gly Asp Val Val Val Val Ala Thr Asp Ala Leu Met Thr  
 405 410 415

Gly Phe Thr Gly Asp Phe Asp Ser Val Ile Asp Cys Asn Thr Cys Val  
 420 425 430  
 Thr Gln Thr Val Asp Phe Ser Leu Asp Pro Thr Phe Thr Ile Glu Thr  
 435 440 445  
 Ile Thr Leu Pro Gln Asp Ala Val Ser Arg Thr Gln Arg Arg Gly Arg  
 450 455 460  
 Thr Gly Arg Gly Lys Pro Gly Ile Tyr Arg Phe Val Ala Pro Gly Glu  
 465 470 475 480  
 Arg Pro Ser Gly Met Phe Asp Ser Ser Val Leu Cys Glu Cys Tyr Asp  
 485 490 495  
 Ala Gly Cys Ala Trp Tyr Glu Leu Thr Pro Ala Glu Thr Thr Val Arg  
 500 505 510  
 Leu Arg Ala Tyr Met Asn Thr Pro Gly Leu Pro Val Cys Gln Asp His  
 515 520 525  
 Leu Glu Phe Trp Glu Gly Val Phe Thr Gly Leu Thr His Ile Asp Ala  
 530 535 540  
 His Phe Leu Ser Gln Thr Lys Gln Ser Gly Glu Asn Leu Pro Tyr Leu  
 545 550 555 560  
 Val Ala Tyr Gln Ala Thr Val Cys Ala Arg Ala Gln Ala Pro Pro Pro  
 565 570 575  
 Ser Trp Asp Gln Met Trp Lys Cys Leu Ile Arg Leu Lys Pro Thr Leu  
 580 585 590  
 His Gly Pro Thr Pro Leu Leu Tyr Arg Leu Gly Ala Val Gln Asn Glu  
 595 600 605  
 Val Thr Leu Thr His Pro Val Thr Lys Tyr Ile Met Thr Cys Met Ser  
 610 615 620  
 Ala Asp Leu Glu Val Val Thr Ser Thr Trp Val Leu Val Gly Gly Val  
 625 630 635 640  
 Leu Ala Ala Leu Ala Ala Tyr Cys Leu Ser Thr Gly Cys Val Val Ile  
 645 650 655  
 Val Gly Arg Ile Val Leu Ser Gly Lys Pro Ala Ile Ile Pro Asp Arg  
 660 665 670  
 Glu Val Leu Tyr Arg Glu Phe Asp Glu Met Glu Glu Cys  
 675 680 685

<210> 196  
 <211> 685  
 <212> PRT  
 <213> Artificial Sequence

<220>  
 <223> Mutant Hepatitis C virus NS3/4A peptide

<400> 196  
 Ala Pro Ile Thr Ala Tyr Ala Gln Gln Thr Arg Gly Leu Leu Gly Cys  
 1 5 10 15  
 Ile Ile Thr Ser Leu Thr Gly Arg Asp Lys Asn Gln Val Glu Gly Glu  
 20 25 30  
 Val Gln Ile Val Ser Thr Ala Ala Gln Thr Phe Leu Ala Thr Cys Ile  
 35 40 45  
 Asn Gly Val Cys Trp Thr Val Tyr His Gly Ala Gly Thr Arg Thr Ile  
 50 55 60  
 Ala Ser Pro Lys Gly Pro Val Ile Gln Met Tyr Thr Asn Val Asp Gln  
 65 70 75 80  
 Asp Leu Val Gly Trp Pro Ala Pro Gln Gly Ala Arg Ser Leu Thr Pro  
 85 90 95

Cys Thr Cys Gly Ser Ser Asp Leu Tyr Leu Val Thr Arg His Ala Asp  
 100 105 110  
 Val Ile Pro Val Arg Arg Arg Gly Asp Gly Arg Gly Ser Leu Leu Ser  
 115 120 125  
 Pro Arg Pro Ile Ser Tyr Leu Lys Gly Ser Ser Gly Gly Pro Leu Leu  
 130 135 140  
 Cys Pro Ala Gly His Ala Val Gly Ile Phe Arg Ala Gly Val Cys Thr  
 145 150 155 160  
 Arg Gly Val Ala Lys Ala Val Asp Phe Ile Pro Val Glu Ser Leu Glu  
 165 170 175  
 Thr Thr Met Arg Ser Pro Val Phe Ser Asp Asn Ser Ser Pro Pro Ala  
 180 185 190  
 Val Pro Gln Ser Tyr Gln Val Ala His Leu His Ala Pro Thr Gly Ser  
 195 200 205  
 Gly Lys Ser Thr Lys Val Pro Ala Ala Tyr Ala Ala Gln Gly Tyr Lys  
 210 215 220  
 Val Leu Val Leu Asn Pro Ser Val Ala Ala Thr Met Gly Phe Gly Ala  
 225 230 235 240  
 Tyr Met Ser Lys Ala His Gly Ile Asp Pro Asn Ile Arg Thr Gly Val  
 245 250 255  
 Arg Thr Ile Thr Thr Gly Ser Pro Ile Thr Tyr Ser Thr Tyr Gly Lys  
 260 265 270  
 Phe Leu Ala Asp Gly Gly Cys Ser Gly Gly Ala Tyr Asp Ile Ile Ile  
 275 280 285  
 Cys Asp Glu Cys His Ser Thr Asp Ala Thr Ser Ile Leu Gly Ile Gly  
 290 295 300  
 Thr Val Leu Asp Gln Ala Glu Thr Ala Gly Ala Arg Leu Thr Val Leu  
 305 310 315 320  
 Ala Thr Ala Thr Pro Pro Gly Ser Val Thr Val Pro His Pro Asn Ile  
 325 330 335  
 Glu Glu Val Ala Leu Ser Thr Thr Gly Glu Ile Pro Phe Tyr Gly Lys  
 340 345 350  
 Ala Ile Pro Leu Glu Ala Ile Lys Gly Gly Arg His Leu Ile Phe Cys  
 355 360 365  
 His Ser Lys Lys Lys Cys Asp Glu Leu Ala Ala Lys Leu Val Ala Leu  
 370 375 380  
 Gly Val Asn Ala Val Ala Tyr Tyr Arg Gly Leu Asp Val Ser Val Ile  
 385 390 395 400  
 Pro Thr Ser Gly Asp Val Val Val Val Ala Thr Asp Ala Leu Met Thr  
 405 410 415  
 Gly Phe Thr Gly Asp Phe Asp Ser Val Ile Asp Cys Asn Thr Cys Val  
 420 425 430  
 Thr Gln Thr Val Asp Phe Ser Leu Asp Pro Thr Phe Thr Ile Glu Thr  
 435 440 445  
 Ile Thr Leu Pro Gln Asp Ala Val Ser Arg Thr Gln Arg Arg Gly Arg  
 450 455 460  
 Thr Gly Arg Gly Lys Pro Gly Ile Tyr Arg Phe Val Ala Pro Gly Glu  
 465 470 475 480  
 Arg Pro Ser Gly Met Phe Asp Ser Ser Val Leu Cys Glu Cys Tyr Asp  
 485 490 495  
 Ala Gly Cys Ala Trp Tyr Glu Leu Thr Pro Ala Glu Thr Thr Val Arg  
 500 505 510  
 Leu Arg Ala Tyr Met Asn Thr Pro Gly Leu Pro Val Cys Gln Asp His  
 515 520 525  
 Leu Glu Phe Trp Glu Gly Val Phe Thr Gly Leu Thr His Ile Asp Ala  
 530 535 540  
 His Phe Leu Ser Gln Thr Lys Gln Ser Gly Glu Asn Leu Pro Tyr Leu

545 550 555 560  
 Val Ala Tyr Gln Ala Thr Val Cys Ala Arg Ala Gln Ala Pro Pro Pro  
 565 570 575  
 Ser Trp Asp Gln Met Trp Lys Cys Leu Ile Arg Leu Lys Pro Thr Leu  
 580 585 590  
 His Gly Pro Thr Pro Leu Leu Tyr Arg Leu Gly Ala Val Gln Asn Glu  
 595 600 605  
 Val Thr Leu Thr His Pro Val Thr Lys Tyr Ile Met Thr Cys Met Ser  
 610 615 620  
 Ala Asp Leu Glu Val Val Thr Ser Thr Trp Val Leu Val Gly Gly Val  
 625 630 635 640  
 Leu Ala Ala Leu Ala Ala Tyr Cys Leu Ser Thr Gly Cys Val Val Ile  
 645 650 655  
 Val Gly Arg Ile Val Leu Ser Gly Lys Pro Ala Ile Ile Pro Asp Arg  
 660 665 670  
 Glu Val Leu Tyr Arg Glu Phe Asp Glu Met Glu Glu Cys  
 675 680 685

<210> 197  
 <211> 685  
 <212> PRT  
 <213> Artificial Sequence

<220>  
 <223> Mutant Hepatitis C virus NS3/4A peptide

<400> 197  
 Ala Pro Ile Thr Ala Tyr Ala Gln Gln Thr Arg Gly Leu Leu Gly Cys  
 1 5 10 15  
 Ile Ile Thr Ser Leu Thr Gly Arg Asp Lys Asn Gln Val Glu Gly Glu  
 20 25 30  
 Val Gln Ile Val Ser Thr Ala Ala Gln Thr Phe Leu Ala Thr Cys Ile  
 35 40 45  
 Asn Gly Val Cys Trp Thr Val Tyr His Gly Ala Gly Thr Arg Thr Ile  
 50 55 60  
 Ala Ser Pro Lys Gly Pro Val Ile Gln Met Tyr Thr Asn Val Asp Gln  
 65 70 75 80  
 Asp Leu Val Gly Trp Pro Ala Pro Gln Gly Ala Arg Ser Leu Thr Pro  
 85 90 95  
 Cys Thr Cys Gly Ser Ser Asp Leu Tyr Leu Val Thr Arg His Ala Asp  
 100 105 110  
 Val Ile Pro Val Arg Arg Arg Gly Asp Gly Arg Gly Ser Leu Leu Ser  
 115 120 125  
 Pro Arg Pro Ile Ser Tyr Leu Lys Gly Ser Ser Gly Gly Pro Leu Leu  
 130 135 140  
 Cys Pro Ala Gly His Ala Val Gly Ile Phe Arg Ala Ala Ala Cys Thr  
 145 150 155 160  
 Arg Gly Val Ala Lys Ala Val Asp Phe Ile Pro Val Glu Ser Leu Glu  
 165 170 175  
 Thr Thr Met Arg Ser Pro Val Phe Ser Asp Asn Ser Ser Pro Pro Ala  
 180 185 190  
 Val Pro Gln Ser Tyr Gln Val Ala His Leu His Ala Pro Thr Gly Ser  
 195 200 205  
 Gly Lys Ser Thr Lys Val Pro Ala Ala Tyr Ala Ala Gln Gly Tyr Lys  
 210 215 220  
 Val Leu Val Leu Asn Pro Ser Val Ala Ala Thr Met Gly Phe Gly Ala

225					230					235				240	
Tyr	Met	Ser	Lys	Ala	His	Gly	Ile	Asp	Pro	Asn	Ile	Arg	Thr	Gly	Val
				245						250				255	
Arg	Thr	Ile	Thr	Thr	Gly	Ser	Pro	Ile	Thr	Tyr	Ser	Thr	Tyr	Gly	Lys
			260					265						270	
Phe	Leu	Ala	Asp	Gly	Gly	Cys	Ser	Gly	Gly	Ala	Tyr	Asp	Ile	Ile	Ile
		275					280					285			
Cys	Asp	Glu	Cys	His	Ser	Thr	Asp	Ala	Thr	Ser	Ile	Leu	Gly	Ile	Gly
	290					295					300				
Thr	Val	Leu	Asp	Gln	Ala	Glu	Thr	Ala	Gly	Ala	Arg	Leu	Thr	Val	Leu
305					310					315					320
Ala	Thr	Ala	Thr	Pro	Pro	Gly	Ser	Val	Thr	Val	Pro	His	Pro	Asn	Ile
				325					330					335	
Glu	Glu	Val	Ala	Leu	Ser	Thr	Thr	Gly	Glu	Ile	Pro	Phe	Tyr	Gly	Lys
			340					345					350		
Ala	Ile	Pro	Leu	Glu	Ala	Ile	Lys	Gly	Gly	Arg	His	Leu	Ile	Phe	Cys
		355					360					365			
His	Ser	Lys	Lys	Lys	Cys	Asp	Glu	Leu	Ala	Ala	Lys	Leu	Val	Ala	Leu
	370					375					380				
Gly	Val	Asn	Ala	Val	Ala	Tyr	Tyr	Arg	Gly	Leu	Asp	Val	Ser	Val	Ile
385				390						395					400
Pro	Thr	Ser	Gly	Asp	Val	Val	Val	Val	Ala	Thr	Asp	Ala	Leu	Met	Thr
			405						410					415	
Gly	Phe	Thr	Gly	Asp	Phe	Asp	Ser	Val	Ile	Asp	Cys	Asn	Thr	Cys	Val
			420					425					430		
Thr	Gln	Thr	Val	Asp	Phe	Ser	Leu	Asp	Pro	Thr	Phe	Thr	Ile	Glu	Thr
		435					440					445			
Ile	Thr	Leu	Pro	Gln	Asp	Ala	Val	Ser	Arg	Thr	Gln	Arg	Arg	Gly	Arg
	450				455						460				
Thr	Gly	Arg	Gly	Lys	Pro	Gly	Ile	Tyr	Arg	Phe	Val	Ala	Pro	Gly	Glu
465					470					475					480
Arg	Pro	Ser	Gly	Met	Phe	Asp	Ser	Ser	Val	Leu	Cys	Glu	Cys	Tyr	Asp
			485						490					495	
Ala	Gly	Cys	Ala	Trp	Tyr	Glu	Leu	Thr	Pro	Ala	Glu	Thr	Thr	Val	Arg
			500					505					510		
Leu	Arg	Ala	Tyr	Met	Asn	Thr	Pro	Gly	Leu	Pro	Val	Cys	Gln	Asp	His
		515				520						525			
Leu	Glu	Phe	Trp	Glu	Gly	Val	Phe	Thr	Gly	Leu	Thr	His	Ile	Asp	Ala
	530					535					540				
His	Phe	Leu	Ser	Gln	Thr	Lys	Gln	Ser	Gly	Glu	Asn	Leu	Pro	Tyr	Leu
545					550					555					560
Val	Ala	Tyr	Gln	Ala	Thr	Val	Cys	Ala	Arg	Ala	Gln	Ala	Pro	Pro	Pro
			565						570					575	
Ser	Trp	Asp	Gln	Met	Trp	Lys	Cys	Leu	Ile	Arg	Leu	Lys	Pro	Thr	Leu
			580					585					590		
His	Gly	Pro	Thr	Pro	Leu	Leu	Tyr	Arg	Leu	Gly	Ala	Val	Gln	Asn	Glu
		595					600					605			
Val	Thr	Leu	Thr	His	Pro	Val	Thr	Lys	Tyr	Ile	Met	Thr	Cys	Met	Ser
	610					615						620			
Ala	Asp	Leu	Glu	Val	Val	Thr	Ser	Thr	Trp	Val	Leu	Val	Gly	Gly	Val
625					630					635					640
Leu	Ala	Ala	Leu	Ala	Ala	Tyr	Cys	Leu	Ser	Thr	Gly	Cys	Val	Val	Ile
			645						650					655	
Val	Gly	Arg	Ile	Val	Leu	Ser	Gly	Lys	Pro	Ala	Ile	Ile	Pro	Asp	Arg
			660					665					670		
Glu	Val	Leu	Tyr	Arg	Glu	Phe	Asp	Glu	Met	Glu	Glu	Cys			
		675					680					685			

<210> 198  
 <211> 685  
 <212> PRT  
 <213> Artificial Sequence

<220>  
 <223> Mutant Hepatitis C virus NS3/4A peptide

<400> 198  
 Ala Pro Ile Thr Ala Tyr Ala Gln Gln Thr Arg Gly Leu Leu Gly Cys  
 1 5 10 15  
 Ile Ile Thr Ser Leu Thr Gly Arg Asp Lys Asn Gln Val Glu Gly Glu  
 20 25 30  
 Val Gln Ile Val Ser Thr Ala Ala Gln Thr Phe Leu Ala Thr Cys Ile  
 35 40 45  
 Asn Gly Val Cys Trp Thr Val Tyr His Gly Ala Gly Thr Arg Thr Ile  
 50 55 60  
 Ala Ser Pro Lys Gly Pro Val Ile Gln Met Tyr Thr Asn Val Asp Gln  
 65 70 75 80  
 Asp Leu Val Gly Trp Pro Ala Pro Gln Gly Ala Arg Ser Leu Thr Pro  
 85 90 95  
 Cys Thr Cys Gly Ser Ser Asp Leu Tyr Leu Val Thr Arg His Ala Asp  
 100 105 110  
 Val Ile Pro Val Arg Arg Arg Gly Asp Gly Arg Gly Ser Leu Leu Ser  
 115 120 125  
 Pro Arg Pro Ile Ser Tyr Leu Lys Gly Ser Ser Gly Gly Pro Leu Leu  
 130 135 140  
 Cys Pro Ala Gly His Ala Val Gly Ile Phe Arg Ala Ala Val Ala Thr  
 145 150 155 160  
 Arg Gly Val Ala Lys Ala Val Asp Phe Ile Pro Val Glu Ser Leu Glu  
 165 170 175  
 Thr Thr Met Arg Ser Pro Val Phe Ser Asp Asn Ser Ser Pro Pro Ala  
 180 185 190  
 Val Pro Gln Ser Tyr Gln Val Ala His Leu His Ala Pro Thr Gly Ser  
 195 200 205  
 Gly Lys Ser Thr Lys Val Pro Ala Ala Tyr Ala Ala Gln Gly Tyr Lys  
 210 215 220  
 Val Leu Val Leu Asn Pro Ser Val Ala Ala Thr Met Gly Phe Gly Ala  
 225 230 235 240  
 Tyr Met Ser Lys Ala His Gly Ile Asp Pro Asn Ile Arg Thr Gly Val  
 245 250 255  
 Arg Thr Ile Thr Thr Gly Ser Pro Ile Thr Tyr Ser Thr Tyr Gly Lys  
 260 265 270  
 Phe Leu Ala Asp Gly Gly Cys Ser Gly Gly Ala Tyr Asp Ile Ile Ile  
 275 280 285  
 Cys Asp Glu Cys His Ser Thr Asp Ala Thr Ser Ile Leu Gly Ile Gly  
 290 295 300  
 Thr Val Leu Asp Gln Ala Glu Thr Ala Gly Ala Arg Leu Thr Val Leu  
 305 310 315 320  
 Ala Thr Ala Thr Pro Pro Gly Ser Val Thr Val Pro His Pro Asn Ile  
 325 330 335  
 Glu Glu Val Ala Leu Ser Thr Thr Gly Glu Ile Pro Phe Tyr Gly Lys  
 340 345 350  
 Ala Ile Pro Leu Glu Ala Ile Lys Gly Gly Arg His Leu Ile Phe Cys  
 355 360 365

His Ser Lys Lys Lys Cys Asp Glu Leu Ala Ala Lys Leu Val Ala Leu  
 370 375 380  
 Gly Val Asn Ala Val Ala Tyr Tyr Arg Gly Leu Asp Val Ser Val Ile  
 385 390 395  
 Pro Thr Ser Gly Asp Val Val Val Val Ala Thr Asp Ala Leu Met Thr  
 405 410 415  
 Gly Phe Thr Gly Asp Phe Asp Ser Val Ile Asp Cys Asn Thr Cys Val  
 420 425 430  
 Thr Gln Thr Val Asp Phe Ser Leu Asp Pro Thr Phe Thr Ile Glu Thr  
 435 440 445  
 Ile Thr Leu Pro Gln Asp Ala Val Ser Arg Thr Gln Arg Arg Gly Arg  
 450 455 460  
 Thr Gly Arg Gly Lys Pro Gly Ile Tyr Arg Phe Val Ala Pro Gly Glu  
 465 470 475  
 Arg Pro Ser Gly Met Phe Asp Ser Ser Val Leu Cys Glu Cys Tyr Asp  
 485 490 495  
 Ala Gly Cys Ala Trp Tyr Glu Leu Thr Pro Ala Glu Thr Thr Val Arg  
 500 505 510  
 Leu Arg Ala Tyr Met Asn Thr Pro Gly Leu Pro Val Cys Gln Asp His  
 515 520 525  
 Leu Glu Phe Trp Glu Gly Val Phe Thr Gly Leu Thr His Ile Asp Ala  
 530 535 540  
 His Phe Leu Ser Gln Thr Lys Gln Ser Gly Glu Asn Leu Pro Tyr Leu  
 545 550 555  
 Val Ala Tyr Gln Ala Thr Val Cys Ala Arg Ala Gln Ala Pro Pro Pro  
 565 570 575  
 Ser Trp Asp Gln Met Trp Lys Cys Leu Ile Arg Leu Lys Pro Thr Leu  
 580 585 590  
 His Gly Pro Thr Pro Leu Leu Tyr Arg Leu Gly Ala Val Gln Asn Glu  
 595 600 605  
 Val Thr Leu Thr His Pro Val Thr Lys Tyr Ile Met Thr Cys Met Ser  
 610 615 620  
 Ala Asp Leu Glu Val Val Thr Ser Thr Trp Val Leu Val Gly Gly Val  
 625 630 635  
 Leu Ala Ala Leu Ala Ala Tyr Cys Leu Ser Thr Gly Cys Val Val Ile  
 645 650 655  
 Val Gly Arg Ile Val Leu Ser Gly Lys Pro Ala Ile Ile Pro Asp Arg  
 660 665 670  
 Glu Val Leu Tyr Arg Glu Phe Asp Glu Met Glu Glu Cys  
 675 680 685

<210> 199

<211> 685

<212> PRT

<213> Artificial Sequence

<220>

<223> Mutant Hepatitis C virus NS3/4A peptide

<400> 199

Ala Pro Ile Thr Ala Tyr Ala Gln Gln Thr Arg Gly Leu Leu Gly Cys  
 1 5 10 15  
 Ile Ile Thr Ser Leu Thr Gly Arg Asp Lys Asn Gln Val Glu Gly Glu  
 20 25 30  
 Val Gln Ile Val Ser Thr Ala Ala Gln Thr Phe Leu Ala Thr Cys Ile  
 35 40 45



Asn Gly Val Cys Trp Thr Val Tyr His Gly Ala Gly Thr Arg Thr Ile  
 50 55 60  
 Ala Ser Pro Lys Gly Pro Val Ile Gln Met Tyr Thr Asn Val Asp Gln  
 65 70 75 80  
 Asp Leu Val Gly Trp Pro Ala Pro Gln Gly Ala Arg Ser Leu Thr Pro  
 85 90 95  
 Cys Thr Cys Gly Ser Ser Asp Leu Tyr Leu Val Thr Arg His Ala Asp  
 100 105 110  
 Val Ile Pro Val Arg Arg Arg Gly Asp Gly Arg Gly Ser Leu Leu Ser  
 115 120 125  
 Pro Arg Pro Ile Ser Tyr Leu Lys Gly Ser Ser Gly Gly Pro Leu Leu  
 130 135 140  
 Cys Pro Ala Gly His Ala Val Gly Ile Phe Arg Ala Ala Val Cys Ala  
 145 150 155 160  
 Arg Gly Val Ala Lys Ala Val Asp Phe Ile Pro Val Glu Ser Leu Glu  
 165 170 175  
 Thr Thr Met Arg Ser Pro Val Phe Ser Asp Asn Ser Ser Pro Pro Ala  
 180 185 190  
 Val Pro Gln Ser Tyr Gln Val Ala His Leu His Ala Pro Thr Gly Ser  
 195 200 205  
 Gly Lys Ser Thr Lys Val Pro Ala Ala Tyr Ala Ala Gln Gly Tyr Lys  
 210 215 220  
 Val Leu Val Leu Asn Pro Ser Val Ala Ala Thr Met Gly Phe Gly Ala  
 225 230 235 240  
 Tyr Met Ser Lys Ala His Gly Ile Asp Pro Asn Ile Arg Thr Gly Val  
 245 250 255  
 Arg Thr Ile Thr Thr Gly Ser Pro Ile Thr Tyr Ser Thr Tyr Gly Lys  
 260 265 270  
 Phe Leu Ala Asp Gly Gly Cys Ser Gly Gly Ala Tyr Asp Ile Ile Ile  
 275 280 285  
 Cys Asp Glu Cys His Ser Thr Asp Ala Thr Ser Ile Leu Gly Ile Gly  
 290 295 300  
 Thr Val Leu Asp Gln Ala Glu Thr Ala Gly Ala Arg Leu Thr Val Leu  
 305 310 315 320  
 Ala Thr Ala Thr Pro Pro Gly Ser Val Thr Val Pro His Pro Asn Ile  
 325 330 335  
 Glu Glu Val Ala Leu Ser Thr Thr Gly Glu Ile Pro Phe Tyr Gly Lys  
 340 345 350  
 Ala Ile Pro Leu Glu Ala Ile Lys Gly Gly Arg His Leu Ile Phe Cys  
 355 360 365  
 His Ser Lys Lys Lys Cys Asp Glu Leu Ala Ala Lys Leu Val Ala Leu  
 370 375 380  
 Gly Val Asn Ala Val Ala Tyr Tyr Arg Gly Leu Asp Val Ser Val Ile  
 385 390 395 400  
 Pro Thr Ser Gly Asp Val Val Val Val Ala Thr Asp Ala Leu Met Thr  
 405 410 415  
 Gly Phe Thr Gly Asp Phe Asp Ser Val Ile Asp Cys Asn Thr Cys Val  
 420 425 430  
 Thr Gln Thr Val Asp Phe Ser Leu Asp Pro Thr Phe Thr Ile Glu Thr  
 435 440 445  
 Ile Thr Leu Pro Gln Asp Ala Val Ser Arg Thr Gln Arg Arg Gly Arg  
 450 455 460  
 Thr Gly Arg Gly Lys Pro Gly Ile Tyr Arg Phe Val Ala Pro Gly Glu  
 465 470 475 480  
 Arg Pro Ser Gly Met Phe Asp Ser Ser Val Leu Cys Glu Cys Tyr Asp  
 485 490 495  
 Ala Gly Cys Ala Trp Tyr Glu Leu Thr Pro Ala Glu Thr Thr Val Arg

```

                    500                                505                                510
Leu Arg Ala Tyr Met Asn Thr Pro Gly Leu Pro Val Cys Gln Asp His
   515                                520                                525
Leu Glu Phe Trp Glu Gly Val Phe Thr Gly Leu Thr His Ile Asp Ala
   530                                535                                540
His Phe Leu Ser Gln Thr Lys Gln Ser Gly Glu Asn Leu Pro Tyr Leu
545                                550                                555                                560
Val Ala Tyr Gln Ala Thr Val Cys Ala Arg Ala Gln Ala Pro Pro Pro
   565                                570                                575
Ser Trp Asp Gln Met Trp Lys Cys Leu Ile Arg Leu Lys Pro Thr Leu
   580                                585                                590
His Gly Pro Thr Pro Leu Leu Tyr Arg Leu Gly Ala Val Gln Asn Glu
   595                                600                                605
Val Thr Leu Thr His Pro Val Thr Lys Tyr Ile Met Thr Cys Met Ser
   610                                615                                620
Ala Asp Leu Glu Val Val Thr Ser Thr Trp Val Leu Val Gly Gly Val
625                                630                                635                                640
Leu Ala Ala Leu Ala Ala Tyr Cys Leu Ser Thr Gly Cys Val Val Ile
   645                                650                                655
Val Gly Arg Ile Val Leu Ser Gly Lys Pro Ala Ile Ile Pro Asp Arg
   660                                665                                670
Glu Val Leu Tyr Arg Glu Phe Asp Glu Met Glu Glu Cys
   675                                680                                685

```

<210> 200  
 <211> 685  
 <212> PRT  
 <213> Artificial Sequence

<220>  
 <223> Mutant Hepatitis C virus NS3/4A peptide

<400> 200

```

Ala Pro Ile Thr Ala Tyr Ala Gln Gln Thr Arg Gly Leu Leu Gly Cys
 1                                5                                10                                15
Ile Ile Thr Ser Leu Thr Gly Arg Asp Lys Asn Gln Val Glu Gly Glu
   20                                25                                30
Val Gln Ile Val Ser Thr Ala Ala Gln Thr Phe Leu Ala Thr Cys Ile
   35                                40                                45
Asn Gly Val Cys Trp Thr Val Tyr His Gly Ala Gly Thr Arg Thr Ile
   50                                55                                60
Ala Ser Pro Lys Gly Pro Val Ile Gln Met Tyr Thr Asn Val Asp Gln
65                                70                                75                                80
Asp Leu Val Gly Trp Pro Ala Pro Gln Gly Ala Arg Ser Leu Thr Pro
   85                                90                                95
Cys Thr Cys Gly Ser Ser Asp Leu Tyr Leu Val Thr Arg His Ala Asp
   100                                105                                110
Val Ile Pro Val Arg Arg Arg Gly Asp Gly Arg Gly Ser Leu Leu Ser
   115                                120                                125
Pro Arg Pro Ile Ser Tyr Leu Lys Gly Ser Ser Gly Gly Pro Leu Leu
   130                                135                                140
Cys Pro Ala Gly His Ala Val Gly Ile Phe Arg Ala Ala Val Cys Thr
145                                150                                155                                160
Ala Gly Val Ala Lys Ala Val Asp Phe Ile Pro Val Glu Ser Leu Glu
   165                                170                                175
Thr Thr Met Arg Ser Pro Val Phe Ser Asp Asn Ser Ser Pro Pro Ala

```

				180					185					190	
Val	Pro	Gln	Ser	Tyr	Gln	Val	Ala	His	Leu	His	Ala	Pro	Thr	Gly	Ser
		195					200					205			
Gly	Lys	Ser	Thr	Lys	Val	Pro	Ala	Ala	Tyr	Ala	Ala	Gln	Gly	Tyr	Lys
	210						215				220				
Val	Leu	Val	Leu	Asn	Pro	Ser	Val	Ala	Ala	Thr	Met	Gly	Phe	Gly	Ala
225					230					235					240
Tyr	Met	Ser	Lys	Ala	His	Gly	Ile	Asp	Pro	Asn	Ile	Arg	Thr	Gly	Val
				245					250					255	
Arg	Thr	Ile	Thr	Thr	Gly	Ser	Pro	Ile	Thr	Tyr	Ser	Thr	Tyr	Gly	Lys
			260					265						270	
Phe	Leu	Ala	Asp	Gly	Gly	Cys	Ser	Gly	Gly	Ala	Tyr	Asp	Ile	Ile	Ile
		275					280					285			
Cys	Asp	Glu	Cys	His	Ser	Thr	Asp	Ala	Thr	Ser	Ile	Leu	Gly	Ile	Gly
	290					295					300				
Thr	Val	Leu	Asp	Gln	Ala	Glu	Thr	Ala	Gly	Ala	Arg	Leu	Thr	Val	Leu
305					310					315					320
Ala	Thr	Ala	Thr	Pro	Pro	Gly	Ser	Val	Thr	Val	Pro	His	Pro	Asn	Ile
				325					330					335	
Glu	Glu	Val	Ala	Leu	Ser	Thr	Thr	Gly	Glu	Ile	Pro	Phe	Tyr	Gly	Lys
			340					345						350	
Ala	Ile	Pro	Leu	Glu	Ala	Ile	Lys	Gly	Gly	Arg	His	Leu	Ile	Phe	Cys
		355					360					365			
His	Ser	Lys	Lys	Lys	Cys	Asp	Glu	Leu	Ala	Ala	Lys	Leu	Val	Ala	Leu
	370					375					380				
Gly	Val	Asn	Ala	Val	Ala	Tyr	Tyr	Arg	Gly	Leu	Asp	Val	Ser	Val	Ile
385					390					395					400
Pro	Thr	Ser	Gly	Asp	Val	Val	Val	Val	Ala	Thr	Asp	Ala	Leu	Met	Thr
				405					410					415	
Gly	Phe	Thr	Gly	Asp	Phe	Asp	Ser	Val	Ile	Asp	Cys	Asn	Thr	Cys	Val
			420					425					430		
Thr	Gln	Thr	Val	Asp	Phe	Ser	Leu	Asp	Pro	Thr	Phe	Thr	Ile	Glu	Thr
		435					440					445			
Ile	Thr	Leu	Pro	Gln	Asp	Ala	Val	Ser	Arg	Thr	Gln	Arg	Arg	Gly	Arg
	450					455					460				
Thr	Gly	Arg	Gly	Lys	Pro	Gly	Ile	Tyr	Arg	Phe	Val	Ala	Pro	Gly	Glu
465					470					475					480
Arg	Pro	Ser	Gly	Met	Phe	Asp	Ser	Ser	Val	Leu	Cys	Glu	Cys	Tyr	Asp
				485					490					495	
Ala	Gly	Cys	Ala	Trp	Tyr	Glu	Leu	Thr	Pro	Ala	Glu	Thr	Thr	Val	Arg
			500					505					510		
Leu	Arg	Ala	Tyr	Met	Asn	Thr	Pro	Gly	Leu	Pro	Val	Cys	Gln	Asp	His
		515					520					525			
Leu	Glu	Phe	Trp	Glu	Gly	Val	Phe	Thr	Gly	Leu	Thr	His	Ile	Asp	Ala
	530					535					540				
His	Phe	Leu	Ser	Gln	Thr	Lys	Gln	Ser	Gly	Glu	Asn	Leu	Pro	Tyr	Leu
545					550					555					560
Val	Ala	Tyr	Gln	Ala	Thr	Val	Cys	Ala	Arg	Ala	Gln	Ala	Pro	Pro	Pro
				565					570					575	
Ser	Trp	Asp	Gln	Met	Trp	Lys	Cys	Leu	Ile	Arg	Leu	Lys	Pro	Thr	Leu
			580					585					590		
His	Gly	Pro	Thr	Pro	Leu	Leu	Tyr	Arg	Leu	Gly	Ala	Val	Gln	Asn	Glu
	595						600					605			
Val	Thr	Leu	Thr	His	Pro	Val	Thr	Lys	Tyr	Ile	Met	Thr	Cys	Met	Ser
	610					615					620				
Ala	Asp	Leu	Glu	Val	Val	Thr	Ser	Thr	Trp	Val	Leu	Val	Gly	Gly	Val
625					630					635					640

Leu Ala Ala Leu Ala Ala Tyr Cys Leu Ser Thr Gly Cys Val Val Ile  
 645 650 655  
 Val Gly Arg Ile Val Leu Ser Gly Lys Pro Ala Ile Ile Pro Asp Arg  
 660 665 670  
 Glu Val Leu Tyr Arg Glu Phe Asp Glu Met Glu Glu Cys  
 675 680 685

<210> 201  
 <211> 685  
 <212> PRT  
 <213> Artificial Sequence

<220>  
 <223> Mutant Hepatitis C virus NS3/4A peptide

<400> 201  
 Ala Pro Ile Thr Ala Tyr Ala Gln Gln Thr Arg Gly Leu Leu Gly Cys  
 1 5 10 15  
 Ile Ile Thr Ser Leu Thr Gly Arg Asp Lys Asn Gln Val Glu Gly Glu  
 20 25 30  
 Val Gln Ile Val Ser Thr Ala Ala Gln Thr Phe Leu Ala Thr Cys Ile  
 35 40 45  
 Asn Gly Val Cys Trp Thr Val Tyr His Gly Ala Gly Thr Arg Thr Ile  
 50 55 60  
 Ala Ser Pro Lys Gly Pro Val Ile Gln Met Tyr Thr Asn Val Asp Gln  
 65 70 75 80  
 Asp Leu Val Gly Trp Pro Ala Pro Gln Gly Ala Arg Ser Leu Thr Pro  
 85 90 95  
 Cys Thr Cys Gly Ser Ser Asp Leu Tyr Leu Val Thr Arg His Ala Asp  
 100 105 110  
 Val Ile Pro Val Arg Arg Arg Gly Asp Gly Arg Gly Ser Leu Leu Ser  
 115 120 125  
 Pro Arg Pro Ile Ser Tyr Leu Lys Gly Ser Ser Gly Gly Pro Leu Leu  
 130 135 140  
 Cys Pro Ala Gly His Ala Val Gly Ile Phe Arg Ala Ala Val Cys Thr  
 145 150 155 160  
 Arg Ala Val Ala Lys Ala Val Asp Phe Ile Pro Val Glu Ser Leu Glu  
 165 170 175  
 Thr Thr Met Arg Ser Pro Val Phe Ser Asp Asn Ser Ser Pro Pro Ala  
 180 185 190  
 Val Pro Gln Ser Tyr Gln Val Ala His Leu His Ala Pro Thr Gly Ser  
 195 200 205  
 Gly Lys Ser Thr Lys Val Pro Ala Ala Tyr Ala Ala Gln Gly Tyr Lys  
 210 215 220  
 Val Leu Val Leu Asn Pro Ser Val Ala Ala Thr Met Gly Phe Gly Ala  
 225 230 235 240  
 Tyr Met Ser Lys Ala His Gly Ile Asp Pro Asn Ile Arg Thr Gly Val  
 245 250 255  
 Arg Thr Ile Thr Thr Gly Ser Pro Ile Thr Tyr Ser Thr Tyr Gly Lys  
 260 265 270  
 Phe Leu Ala Asp Gly Gly Cys Ser Gly Gly Ala Tyr Asp Ile Ile Ile  
 275 280 285  
 Cys Asp Glu Cys His Ser Thr Asp Ala Thr Ser Ile Leu Gly Ile Gly  
 290 295 300  
 Thr Val Leu Asp Gln Ala Glu Thr Ala Gly Ala Arg Leu Thr Val Leu  
 305 310 315 320

Ala Thr Ala Thr Pro Pro Gly Ser Val Thr Val Pro His Pro Asn Ile  
 325 330 335  
 Glu Glu Val Ala Leu Ser Thr Thr Gly Glu Ile Pro Phe Tyr Gly Lys  
 340 345 350  
 Ala Ile Pro Leu Glu Ala Ile Lys Gly Gly Arg His Leu Ile Phe Cys  
 355 360 365  
 His Ser Lys Lys Lys Cys Asp Glu Leu Ala Ala Lys Leu Val Ala Leu  
 370 375 380  
 Gly Val Asn Ala Val Ala Tyr Tyr Arg Gly Leu Asp Val Ser Val Ile  
 385 390 395 400  
 Pro Thr Ser Gly Asp Val Val Val Val Ala Thr Asp Ala Leu Met Thr  
 405 410 415  
 Gly Phe Thr Gly Asp Phe Asp Ser Val Ile Asp Cys Asn Thr Cys Val  
 420 425 430  
 Thr Gln Thr Val Asp Phe Ser Leu Asp Pro Thr Phe Thr Ile Glu Thr  
 435 440 445  
 Ile Thr Leu Pro Gln Asp Ala Val Ser Arg Thr Gln Arg Arg Gly Arg  
 450 455 460  
 Thr Gly Arg Gly Lys Pro Gly Ile Tyr Arg Phe Val Ala Pro Gly Glu  
 465 470 475 480  
 Arg Pro Ser Gly Met Phe Asp Ser Ser Val Leu Cys Glu Cys Tyr Asp  
 485 490 495  
 Ala Gly Cys Ala Trp Tyr Glu Leu Thr Pro Ala Glu Thr Thr Val Arg  
 500 505 510  
 Leu Arg Ala Tyr Met Asn Thr Pro Gly Leu Pro Val Cys Gln Asp His  
 515 520 525  
 Leu Glu Phe Trp Glu Gly Val Phe Thr Gly Leu Thr His Ile Asp Ala  
 530 535 540  
 His Phe Leu Ser Gln Thr Lys Gln Ser Gly Glu Asn Leu Pro Tyr Leu  
 545 550 555 560  
 Val Ala Tyr Gln Ala Thr Val Cys Ala Arg Ala Gln Ala Pro Pro Pro  
 565 570 575  
 Ser Trp Asp Gln Met Trp Lys Cys Leu Ile Arg Leu Lys Pro Thr Leu  
 580 585 590  
 His Gly Pro Thr Pro Leu Leu Tyr Arg Leu Gly Ala Val Gln Asn Glu  
 595 600 605  
 Val Thr Leu Thr His Pro Val Thr Lys Tyr Ile Met Thr Cys Met Ser  
 610 615 620  
 Ala Asp Leu Glu Val Val Thr Ser Thr Trp Val Leu Val Gly Gly Val  
 625 630 635 640  
 Leu Ala Ala Leu Ala Ala Tyr Cys Leu Ser Thr Gly Cys Val Val Ile  
 645 650 655  
 Val Gly Arg Ile Val Leu Ser Gly Lys Pro Ala Ile Ile Pro Asp Arg  
 660 665 670  
 Glu Val Leu Tyr Arg Glu Phe Asp Glu Met Glu Glu Cys  
 675 680 685

<210> 202  
 <211> 685  
 <212> PRT  
 <213> Artificial Sequence

<220>  
 <223> Mutant Hepatitis C virus NS3/4A peptide

<400> 202

Ala Pro Ile Thr Ala Tyr Ala Gln Gln Thr Arg Gly Leu Leu Gly Cys  
 1 5 10 15  
 Ile Ile Thr Ser Leu Thr Gly Arg Asp Lys Asn Gln Val Glu Gly Glu  
 20 25 30  
 Val Gln Ile Val Ser Thr Ala Ala Gln Thr Phe Leu Ala Thr Cys Ile  
 35 40 45  
 Asn Gly Val Cys Trp Thr Val Tyr His Gly Ala Gly Thr Arg Thr Ile  
 50 55 60  
 Ala Ser Pro Lys Gly Pro Val Ile Gln Met Tyr Thr Asn Val Asp Gln  
 65 70 75 80  
 Asp Leu Val Gly Trp Pro Ala Pro Gln Gly Ala Arg Ser Leu Thr Pro  
 85 90 95  
 Cys Thr Cys Gly Ser Ser Asp Leu Tyr Leu Val Thr Arg His Ala Asp  
 100 105 110  
 Val Ile Pro Val Arg Arg Arg Gly Asp Gly Arg Gly Ser Leu Leu Ser  
 115 120 125  
 Pro Arg Pro Ile Ser Tyr Leu Lys Gly Ser Ser Gly Gly Pro Leu Leu  
 130 135 140  
 Cys Pro Ala Gly His Ala Val Gly Ile Phe Arg Ala Ala Val Cys Thr  
 145 150 155 160  
 Arg Gly Ala Ala Lys Ala Val Asp Phe Ile Pro Val Glu Ser Leu Glu  
 165 170 175  
 Thr Thr Met Arg Ser Pro Val Phe Ser Asp Asn Ser Ser Pro Pro Ala  
 180 185 190  
 Val Pro Gln Ser Tyr Gln Val Ala His Leu His Ala Pro Thr Gly Ser  
 195 200 205  
 Gly Lys Ser Thr Lys Val Pro Ala Ala Tyr Ala Ala Gln Gly Tyr Lys  
 210 215 220  
 Val Leu Val Leu Asn Pro Ser Val Ala Ala Thr Met Gly Phe Gly Ala  
 225 230 235 240  
 Tyr Met Ser Lys Ala His Gly Ile Asp Pro Asn Ile Arg Thr Gly Val  
 245 250 255  
 Arg Thr Ile Thr Thr Gly Ser Pro Ile Thr Tyr Ser Thr Tyr Gly Lys  
 260 265 270  
 Phe Leu Ala Asp Gly Gly Cys Ser Gly Gly Ala Tyr Asp Ile Ile Ile  
 275 280 285  
 Cys Asp Glu Cys His Ser Thr Asp Ala Thr Ser Ile Leu Gly Ile Gly  
 290 295 300  
 Thr Val Leu Asp Gln Ala Glu Thr Ala Gly Ala Arg Leu Thr Val Leu  
 305 310 315 320  
 Ala Thr Ala Thr Pro Pro Gly Ser Val Thr Val Pro His Pro Asn Ile  
 325 330 335  
 Glu Glu Val Ala Leu Ser Thr Thr Gly Glu Ile Pro Phe Tyr Gly Lys  
 340 345 350  
 Ala Ile Pro Leu Glu Ala Ile Lys Gly Gly Arg His Leu Ile Phe Cys  
 355 360 365  
 His Ser Lys Lys Lys Cys Asp Glu Leu Ala Ala Lys Leu Val Ala Leu  
 370 375 380  
 Gly Val Asn Ala Val Ala Tyr Tyr Arg Gly Leu Asp Val Ser Val Ile  
 385 390 395 400  
 Pro Thr Ser Gly Asp Val Val Val Val Ala Thr Asp Ala Leu Met Thr  
 405 410 415  
 Gly Phe Thr Gly Asp Phe Asp Ser Val Ile Asp Cys Asn Thr Cys Val  
 420 425 430  
 Thr Gln Thr Val Asp Phe Ser Leu Asp Pro Thr Phe Thr Ile Glu Thr  
 435 440 445  
 Ile Thr Leu Pro Gln Asp Ala Val Ser Arg Thr Gln Arg Arg Gly Arg

```

450                               455                               460
Thr Gly Arg Gly Lys Pro Gly Ile Tyr Arg Phe Val Ala Pro Gly Glu
465                               470                               475                               480
Arg Pro Ser Gly Met Phe Asp Ser Ser Val Leu Cys Glu Cys Tyr Asp
                               485                               490                               495
Ala Gly Cys Ala Trp Tyr Glu Leu Thr Pro Ala Glu Thr Thr Val Arg
                               500                               505                               510
Leu Arg Ala Tyr Met Asn Thr Pro Gly Leu Pro Val Cys Gln Asp His
                               515                               520                               525
Leu Glu Phe Trp Glu Gly Val Phe Thr Gly Leu Thr His Ile Asp Ala
                               530                               535                               540
His Phe Leu Ser Gln Thr Lys Gln Ser Gly Glu Asn Leu Pro Tyr Leu
545                               550                               555                               560
Val Ala Tyr Gln Ala Thr Val Cys Ala Arg Ala Gln Ala Pro Pro Pro
                               565                               570                               575
Ser Trp Asp Gln Met Trp Lys Cys Leu Ile Arg Leu Lys Pro Thr Leu
                               580                               585                               590
His Gly Pro Thr Pro Leu Leu Tyr Arg Leu Gly Ala Val Gln Asn Glu
                               595                               600                               605
Val Thr Leu Thr His Pro Val Thr Lys Tyr Ile Met Thr Cys Met Ser
                               610                               615                               620
Ala Asp Leu Glu Val Val Thr Ser Thr Trp Val Leu Val Gly Gly Val
625                               630                               635                               640
Leu Ala Ala Leu Ala Ala Tyr Cys Leu Ser Thr Gly Cys Val Val Ile
                               645                               650                               655
Val Gly Arg Ile Val Leu Ser Gly Lys Pro Ala Ile Ile Pro Asp Arg
                               660                               665                               670
Glu Val Leu Tyr Arg Glu Phe Asp Glu Met Glu Glu Cys
                               675                               680                               685

```

<210> 203  
 <211> 685  
 <212> PRT  
 <213> Artificial Sequence

<220>  
 <223> Mutant Hepatitis C virus NS3/4A peptide

```

<400> 203
Ala Pro Ile Thr Ala Tyr Ala Gln Gln Thr Arg Gly Leu Leu Gly Cys
1                               5                               10                               15
Ile Ile Thr Ser Leu Thr Gly Arg Asp Lys Asn Gln Val Glu Gly Glu
                               20                               25                               30
Val Gln Ile Val Ser Thr Ala Ala Gln Thr Phe Leu Ala Thr Cys Ile
                               35                               40                               45
Asn Gly Val Cys Trp Thr Val Tyr His Gly Ala Gly Thr Arg Thr Ile
50                               55                               60
Ala Ser Pro Lys Gly Pro Val Ile Gln Met Tyr Thr Asn Val Asp Gln
65                               70                               75                               80
Asp Leu Val Gly Trp Pro Ala Pro Gln Gly Ala Arg Ser Leu Thr Pro
                               85                               90                               95
Cys Thr Cys Gly Ser Ser Asp Leu Tyr Leu Val Thr Arg His Ala Asp
                               100                              105                              110
Val Ile Pro Val Arg Arg Arg Gly Asp Gly Arg Gly Ser Leu Leu Ser
                               115                              120                              125
Pro Arg Pro Ile Ser Tyr Leu Lys Gly Ser Ser Gly Gly Pro Leu Leu

```

130						135										140						
Cys	Pro	Ala	Gly	His	Ala	Val	Gly	Ile	Phe	Arg	Ala	Ala	Val	Cys	Thr							
145					150					155				160								
Arg	Gly	Val	Gly	Lys	Ala	Val	Asp	Phe	Ile	Pro	Val	Glu	Ser	Leu	Glu							
				165						170				175								
Thr	Thr	Met	Arg	Ser	Pro	Val	Phe	Ser	Asp	Asn	Ser	Ser	Pro	Pro	Ala							
			180						185				190									
Val	Pro	Gln	Ser	Tyr	Gln	Val	Ala	His	Leu	His	Ala	Pro	Thr	Gly	Ser							
			195					200				205										
Gly	Lys	Ser	Thr	Lys	Val	Pro	Ala	Ala	Tyr	Ala	Ala	Gln	Gly	Tyr	Lys							
	210						215					220										
Val	Leu	Val	Leu	Asn	Pro	Ser	Val	Ala	Ala	Thr	Met	Gly	Phe	Gly	Ala							
225					230					235				240								
Tyr	Met	Ser	Lys	Ala	His	Gly	Ile	Asp	Pro	Asn	Ile	Arg	Thr	Gly	Val							
				245					250					255								
Arg	Thr	Ile	Thr	Thr	Gly	Ser	Pro	Ile	Thr	Tyr	Ser	Thr	Tyr	Gly	Lys							
			260					265					270									
Phe	Leu	Ala	Asp	Gly	Gly	Cys	Ser	Gly	Gly	Ala	Tyr	Asp	Ile	Ile	Ile							
		275					280					285										
Cys	Asp	Glu	Cys	His	Ser	Thr	Asp	Ala	Thr	Ser	Ile	Leu	Gly	Ile	Gly							
	290					295				300												
Thr	Val	Leu	Asp	Gln	Ala	Glu	Thr	Ala	Gly	Ala	Arg	Leu	Thr	Val	Leu							
305					310					315				320								
Ala	Thr	Ala	Thr	Pro	Pro	Gly	Ser	Val	Thr	Val	Pro	His	Pro	Asn	Ile							
				325						330				335								
Glu	Glu	Val	Ala	Leu	Ser	Thr	Thr	Gly	Glu	Ile	Pro	Phe	Tyr	Gly	Lys							
			340					345					350									
Ala	Ile	Pro	Leu	Glu	Ala	Ile	Lys	Gly	Gly	Arg	His	Leu	Ile	Phe	Cys							
		355					360					365										
His	Ser	Lys	Lys	Lys	Cys	Asp	Glu	Leu	Ala	Ala	Lys	Leu	Val	Ala	Leu							
	370					375					380											
Gly	Val	Asn	Ala	Val	Ala	Tyr	Tyr	Arg	Gly	Leu	Asp	Val	Ser	Val	Ile							
385					390					395				400								
Pro	Thr	Ser	Gly	Asp	Val	Val	Val	Val	Ala	Thr	Asp	Ala	Leu	Met	Thr							
				405					410				415									
Gly	Phe	Thr	Gly	Asp	Phe	Asp	Ser	Val	Ile	Asp	Cys	Asn	Thr	Cys	Val							
			420					425				430										
Thr	Gln	Thr	Val	Asp	Phe	Ser	Leu	Asp	Pro	Thr	Phe	Thr	Ile	Glu	Thr							
			435					440				445										
Ile	Thr	Leu	Pro	Gln	Asp	Ala	Val	Ser	Arg	Thr	Gln	Arg	Arg	Gly	Arg							
	450					455					460											
Thr	Gly	Arg	Gly	Lys	Pro	Gly	Ile	Tyr	Arg	Phe	Val	Ala	Pro	Gly	Glu							
465					470					475				480								
Arg	Pro	Ser	Gly	Met	Phe	Asp	Ser	Ser	Val	Leu	Cys	Glu	Cys	Tyr	Asp							
				485					490				495									
Ala	Gly	Cys	Ala	Trp	Tyr	Glu	Leu	Thr	Pro	Ala	Glu	Thr	Thr	Val	Arg							
			500					505				510										
Leu	Arg	Ala	Tyr	Met	Asn	Thr	Pro	Gly	Leu	Pro	Val	Cys	Gln	Asp	His							
		515					520					525										
Leu	Glu	Phe	Trp	Glu	Gly	Val	Phe	Thr	Gly	Leu	Thr	His	Ile	Asp	Ala							
	530					535						540										
His	Phe	Leu	Ser	Gln	Thr	Lys	Gln	Ser	Gly	Glu	Asn	Leu	Pro	Tyr	Leu							
545					550					555				560								
Val	Ala	Tyr	Gln	Ala	Thr	Val	Cys	Ala	Arg	Ala	Gln	Ala	Pro	Pro	Pro							
				565					570				575									
Ser	Trp	Asp	Gln	Met	Trp	Lys	Cys	Leu	Ile	Arg	Leu	Lys	Pro	Thr	Leu							
			580						585				590									



His Gly Pro Thr Pro Leu Leu Tyr Arg Leu Gly Ala Val Gln Asn Glu  
 595 600 605  
 Val Thr Leu Thr His Pro Val Thr Lys Tyr Ile Met Thr Cys Met Ser  
 610 615 620  
 Ala Asp Leu Glu Val Val Thr Ser Thr Trp Val Leu Val Gly Gly Val  
 625 630 635 640  
 Leu Ala Ala Leu Ala Ala Tyr Cys Leu Ser Thr Gly Cys Val Val Ile  
 645 650 655  
 Val Gly Arg Ile Val Leu Ser Gly Lys Pro Ala Ile Ile Pro Asp Arg  
 660 665 670  
 Glu Val Leu Tyr Arg Glu Phe Asp Glu Met Glu Glu Cys  
 675 680 685

<210> 204  
 <211> 685  
 <212> PRT  
 <213> Artificial Sequence

<220>  
 <223> Mutant Hepatitis C virus NS3/4A peptide

<400> 204  
 Ala Pro Ile Thr Ala Tyr Ala Gln Gln Thr Arg Gly Leu Leu Gly Cys  
 1 5 10 15  
 Ile Ile Thr Ser Leu Thr Gly Arg Asp Lys Asn Gln Val Glu Gly Glu  
 20 25 30  
 Val Gln Ile Val Ser Thr Ala Ala Gln Thr Phe Leu Ala Thr Cys Ile  
 35 40 45  
 Asn Gly Val Cys Trp Thr Val Tyr His Gly Ala Gly Thr Arg Thr Ile  
 50 55 60  
 Ala Ser Pro Lys Gly Pro Val Ile Gln Met Tyr Thr Asn Val Asp Gln  
 65 70 75 80  
 Asp Leu Val Gly Trp Pro Ala Pro Gln Gly Ala Arg Ser Leu Thr Pro  
 85 90 95  
 Cys Thr Cys Gly Ser Ser Asp Leu Tyr Leu Val Thr Arg His Ala Asp  
 100 105 110  
 Val Ile Pro Val Arg Arg Arg Gly Asp Gly Arg Gly Ser Leu Leu Ser  
 115 120 125  
 Pro Arg Pro Ile Ser Tyr Leu Lys Gly Ser Ser Gly Gly Pro Leu Leu  
 130 135 140  
 Cys Pro Ala Gly His Ala Val Gly Ile Phe Arg Ala Ala Val Cys Thr  
 145 150 155 160  
 Arg Gly Val Ala Ala Ala Val Asp Phe Ile Pro Val Glu Ser Leu Glu  
 165 170 175  
 Thr Thr Met Arg Ser Pro Val Phe Ser Asp Asn Ser Ser Pro Pro Ala  
 180 185 190  
 Val Pro Gln Ser Tyr Gln Val Ala His Leu His Ala Pro Thr Gly Ser  
 195 200 205  
 Gly Lys Ser Thr Lys Val Pro Ala Ala Tyr Ala Ala Gln Gly Tyr Lys  
 210 215 220  
 Val Leu Val Leu Asn Pro Ser Val Ala Ala Thr Met Gly Phe Gly Ala  
 225 230 235 240  
 Tyr Met Ser Lys Ala His Gly Ile Asp Pro Asn Ile Arg Thr Gly Val  
 245 250 255  
 Arg Thr Ile Thr Thr Gly Ser Pro Ile Thr Tyr Ser Thr Tyr Gly Lys  
 260 265 270

Phe Leu Ala Asp Gly Gly Cys Ser Gly Gly Ala Tyr Asp Ile Ile Ile  
 275 280 285  
 Cys Asp Glu Cys His Ser Thr Asp Ala Thr Ser Ile Leu Gly Ile Gly  
 290 295 300  
 Thr Val Leu Asp Gln Ala Glu Thr Ala Gly Ala Arg Leu Thr Val Leu  
 305 310 315 320  
 Ala Thr Ala Thr Pro Pro Gly Ser Val Thr Val Pro His Pro Asn Ile  
 325 330 335  
 Glu Glu Val Ala Leu Ser Thr Thr Gly Glu Ile Pro Phe Tyr Gly Lys  
 340 345 350  
 Ala Ile Pro Leu Glu Ala Ile Lys Gly Gly Arg His Leu Ile Phe Cys  
 355 360 365  
 His Ser Lys Lys Lys Cys Asp Glu Leu Ala Ala Lys Leu Val Ala Leu  
 370 375 380  
 Gly Val Asn Ala Val Ala Tyr Tyr Arg Gly Leu Asp Val Ser Val Ile  
 385 390 395 400  
 Pro Thr Ser Gly Asp Val Val Val Val Ala Thr Asp Ala Leu Met Thr  
 405 410 415  
 Gly Phe Thr Gly Asp Phe Asp Ser Val Ile Asp Cys Asn Thr Cys Val  
 420 425 430  
 Thr Gln Thr Val Asp Phe Ser Leu Asp Pro Thr Phe Thr Ile Glu Thr  
 435 440 445  
 Ile Thr Leu Pro Gln Asp Ala Val Ser Arg Thr Gln Arg Arg Gly Arg  
 450 455 460  
 Thr Gly Arg Gly Lys Pro Gly Ile Tyr Arg Phe Val Ala Pro Gly Glu  
 465 470 475 480  
 Arg Pro Ser Gly Met Phe Asp Ser Ser Val Leu Cys Glu Cys Tyr Asp  
 485 490 495  
 Ala Gly Cys Ala Trp Tyr Glu Leu Thr Pro Ala Glu Thr Thr Val Arg  
 500 505 510  
 Leu Arg Ala Tyr Met Asn Thr Pro Gly Leu Pro Val Cys Gln Asp His  
 515 520 525  
 Leu Glu Phe Trp Glu Gly Val Phe Thr Gly Leu Thr His Ile Asp Ala  
 530 535 540  
 His Phe Leu Ser Gln Thr Lys Gln Ser Gly Glu Asn Leu Pro Tyr Leu  
 545 550 555 560  
 Val Ala Tyr Gln Ala Thr Val Cys Ala Arg Ala Gln Ala Pro Pro Pro  
 565 570 575  
 Ser Trp Asp Gln Met Trp Lys Cys Leu Ile Arg Leu Lys Pro Thr Leu  
 580 585 590  
 His Gly Pro Thr Pro Leu Leu Tyr Arg Leu Gly Ala Val Gln Asn Glu  
 595 600 605  
 Val Thr Leu Thr His Pro Val Thr Lys Tyr Ile Met Thr Cys Met Ser  
 610 615 620  
 Ala Asp Leu Glu Val Val Thr Ser Thr Trp Val Leu Val Gly Gly Val  
 625 630 635 640  
 Leu Ala Ala Leu Ala Ala Tyr Cys Leu Ser Thr Gly Cys Val Val Ile  
 645 650 655  
 Val Gly Arg Ile Val Leu Ser Gly Lys Pro Ala Ile Ile Pro Asp Arg  
 660 665 670  
 Glu Val Leu Tyr Arg Glu Phe Asp Glu Met Glu Glu Cys  
 675 680 685

<210> 205  
 <211> 685  
 <212> PRT

<213> Artificial Sequence

<220>

<223> Mutant Hepatitis C virus NS3/4A peptide

<400> 205

Ala Pro Ile Thr Ala Tyr Ala Gln Gln Thr Arg Gly Leu Leu Gly Cys  
 1 5 10 15  
 Ile Ile Thr Ser Leu Thr Gly Arg Asp Lys Asn Gln Val Glu Gly Glu  
 20 25 30  
 Val Gln Ile Val Ser Thr Ala Ala Gln Thr Phe Leu Ala Thr Cys Ile  
 35 40 45  
 Asn Gly Val Cys Trp Thr Val Tyr His Gly Ala Gly Thr Arg Thr Ile  
 50 55 60  
 Ala Ser Pro Lys Gly Pro Val Ile Gln Met Tyr Thr Asn Val Asp Gln  
 65 70 75 80  
 Asp Leu Val Gly Trp Pro Ala Pro Gln Gly Ala Arg Ser Leu Thr Pro  
 85 90 95  
 Cys Thr Cys Gly Ser Ser Asp Leu Tyr Leu Val Thr Arg His Ala Asp  
 100 105 110  
 Val Ile Pro Val Arg Arg Arg Gly Asp Gly Arg Gly Ser Leu Leu Ser  
 115 120 125  
 Pro Arg Pro Ile Ser Tyr Leu Lys Gly Ser Ser Gly Gly Pro Leu Leu  
 130 135 140  
 Cys Pro Ala Gly His Ala Val Gly Ile Phe Arg Ala Ala Val Cys Thr  
 145 150 155 160  
 Arg Gly Val Ala Lys Gly Val Asp Phe Ile Pro Val Glu Ser Leu Glu  
 165 170 175  
 Thr Thr Met Arg Ser Pro Val Phe Ser Asp Asn Ser Ser Pro Pro Ala  
 180 185 190  
 Val Pro Gln Ser Tyr Gln Val Ala His Leu His Ala Pro Thr Gly Ser  
 195 200 205  
 Gly Lys Ser Thr Lys Val Pro Ala Ala Tyr Ala Ala Gln Gly Tyr Lys  
 210 215 220  
 Val Leu Val Leu Asn Pro Ser Val Ala Ala Thr Met Gly Phe Gly Ala  
 225 230 235 240  
 Tyr Met Ser Lys Ala His Gly Ile Asp Pro Asn Ile Arg Thr Gly Val  
 245 250 255  
 Arg Thr Ile Thr Thr Gly Ser Pro Ile Thr Tyr Ser Thr Tyr Gly Lys  
 260 265 270  
 Phe Leu Ala Asp Gly Gly Cys Ser Gly Gly Ala Tyr Asp Ile Ile Ile  
 275 280 285  
 Cys Asp Glu Cys His Ser Thr Asp Ala Thr Ser Ile Leu Gly Ile Gly  
 290 295 300  
 Thr Val Leu Asp Gln Ala Glu Thr Ala Gly Ala Arg Leu Thr Val Leu  
 305 310 315 320  
 Ala Thr Ala Thr Pro Pro Gly Ser Val Thr Val Pro His Pro Asn Ile  
 325 330 335  
 Glu Glu Val Ala Leu Ser Thr Thr Gly Glu Ile Pro Phe Tyr Gly Lys  
 340 345 350  
 Ala Ile Pro Leu Glu Ala Ile Lys Gly Gly Arg His Leu Ile Phe Cys  
 355 360 365  
 His Ser Lys Lys Lys Cys Asp Glu Leu Ala Ala Lys Leu Val Ala Leu  
 370 375 380  
 Gly Val Asn Ala Val Ala Tyr Tyr Arg Gly Leu Asp Val Ser Val Ile  
 385 390 395 400  
 Pro Thr Ser Gly Asp Val Val Val Val Ala Thr Asp Ala Leu Met Thr

405 410 415  
 Gly Phe Thr Gly Asp Phe Asp Ser Val Ile Asp Cys Asn Thr Cys Val  
 420 425 430  
 Thr Gln Thr Thr Val Asp Phe Ser Leu Asp Pro Thr Phe Thr Ile Glu Thr  
 435 440 445  
 Ile Thr Leu Pro Gln Asp Ala Val Ser Arg Thr Gln Arg Arg Gly Arg  
 450 455 460  
 Thr Gly Arg Gly Lys Pro Gly Ile Tyr Arg Phe Val Ala Pro Gly Glu  
 465 470 475 480  
 Arg Pro Ser Gly Met Phe Asp Ser Ser Val Leu Cys Glu Cys Tyr Asp  
 485 490 495  
 Ala Gly Cys Ala Trp Tyr Glu Leu Thr Pro Ala Glu Thr Thr Val Arg  
 500 505 510  
 Leu Arg Ala Tyr Met Asn Thr Pro Gly Leu Pro Val Cys Gln Asp His  
 515 520 525  
 Leu Glu Phe Trp Glu Gly Val Phe Thr Gly Leu Thr His Ile Asp Ala  
 530 535 540  
 His Phe Leu Ser Gln Thr Lys Gln Ser Gly Glu Asn Leu Pro Tyr Leu  
 545 550 555 560  
 Val Ala Tyr Gln Ala Thr Val Cys Ala Arg Ala Gln Ala Pro Pro Pro  
 565 570 575  
 Ser Trp Asp Gln Met Trp Lys Cys Leu Ile Arg Leu Lys Pro Thr Leu  
 580 585 590  
 His Gly Pro Thr Pro Leu Leu Tyr Arg Leu Gly Ala Val Gln Asn Glu  
 595 600 605  
 Val Thr Leu Thr His Pro Val Thr Lys Tyr Ile Met Thr Cys Met Ser  
 610 615 620  
 Ala Asp Leu Glu Val Val Thr Ser Thr Trp Val Leu Val Gly Gly Val  
 625 630 635 640  
 Leu Ala Ala Leu Ala Ala Tyr Cys Leu Ser Thr Gly Cys Val Val Ile  
 645 650 655  
 Val Gly Arg Ile Val Leu Ser Gly Lys Pro Ala Ile Ile Pro Asp Arg  
 660 665 670  
 Glu Val Leu Tyr Arg Glu Phe Asp Glu Met Glu Glu Cys  
 675 680 685

<210> 206  
 <211> 685  
 <212> PRT  
 <213> Artificial Sequence  
  
 <220>  
 <223> Mutant Hepatitis C virus NS3/4A peptide

<400> 206  
 Ala Pro Ile Thr Ala Tyr Ala Gln Gln Thr Arg Gly Leu Leu Gly Cys  
 1 5 10 15  
 Ile Ile Thr Ser Leu Thr Gly Arg Asp Lys Asn Gln Val Glu Gly Glu  
 20 25 30  
 Val Gln Ile Val Ser Thr Ala Ala Gln Thr Phe Leu Ala Thr Cys Ile  
 35 40 45  
 Asn Gly Val Cys Trp Thr Val Tyr His Gly Ala Gly Thr Arg Thr Ile  
 50 55 60  
 Ala Ser Pro Lys Gly Pro Val Ile Gln Met Tyr Thr Asn Val Asp Gln  
 65 70 75 80  
 Asp Leu Val Gly Trp Pro Ala Pro Gln Gly Ala Arg Ser Leu Thr Pro

				85					90					95		
Cys	Thr	Cys	Gly	Ser	Ser	Asp	Leu	Tyr	Leu	Val	Thr	Arg	His	Ala	Asp	
			100					105					110			
Val	Ile	Pro	Val	Arg	Arg	Arg	Gly	Asp	Gly	Arg	Gly	Ser	Leu	Leu	Ser	
		115					120					125				
Pro	Arg	Pro	Ile	Ser	Tyr	Leu	Lys	Gly	Ser	Ser	Gly	Gly	Pro	Leu	Leu	
		130					135				140					
Cys	Pro	Ala	Gly	His	Ala	Val	Gly	Ile	Phe	Arg	Ala	Ala	Val	Cys	Thr	
145					150					155					160	
Arg	Gly	Val	Ala	Lys	Ala	Ala	Asp	Phe	Ile	Pro	Val	Glu	Ser	Leu	Glu	
				165					170						175	
Thr	Thr	Met	Arg	Ser	Pro	Val	Phe	Ser	Asp	Asn	Ser	Ser	Pro	Pro	Ala	
			180					185					190			
Val	Pro	Gln	Ser	Tyr	Gln	Val	Ala	His	Leu	His	Ala	Pro	Thr	Gly	Ser	
		195					200					205				
Gly	Lys	Ser	Thr	Lys	Val	Pro	Ala	Ala	Tyr	Ala	Ala	Gln	Gly	Tyr	Lys	
		210				215						220				
Val	Leu	Val	Leu	Asn	Pro	Ser	Val	Ala	Ala	Thr	Met	Gly	Phe	Gly	Ala	
225				230						235					240	
Tyr	Met	Ser	Lys	Ala	His	Gly	Ile	Asp	Pro	Asn	Ile	Arg	Thr	Gly	Val	
			245					250						255		
Arg	Thr	Ile	Thr	Thr	Gly	Ser	Pro	Ile	Thr	Tyr	Ser	Thr	Tyr	Gly	Lys	
			260					265						270		
Phe	Leu	Ala	Asp	Gly	Gly	Cys	Ser	Gly	Gly	Ala	Tyr	Asp	Ile	Ile	Ile	
		275					280					285				
Cys	Asp	Glu	Cys	His	Ser	Thr	Asp	Ala	Thr	Ser	Ile	Leu	Gly	Ile	Gly	
	290					295					300					
Thr	Val	Leu	Asp	Gln	Ala	Glu	Thr	Ala	Gly	Ala	Arg	Leu	Thr	Val	Leu	
305				310						315					320	
Ala	Thr	Ala	Thr	Pro	Pro	Gly	Ser	Val	Thr	Val	Pro	His	Pro	Asn	Ile	
				325					330					335		
Glu	Glu	Val	Ala	Leu	Ser	Thr	Thr	Gly	Glu	Ile	Pro	Phe	Tyr	Gly	Lys	
			340					345					350			
Ala	Ile	Pro	Leu	Glu	Ala	Ile	Lys	Gly	Gly	Arg	His	Leu	Ile	Phe	Cys	
		355					360					365				
His	Ser	Lys	Lys	Lys	Cys	Asp	Glu	Leu	Ala	Ala	Lys	Leu	Val	Ala	Leu	
	370					375						380				
Gly	Val	Asn	Ala	Val	Ala	Tyr	Tyr	Arg	Gly	Leu	Asp	Val	Ser	Val	Ile	
385					390					395					400	
Pro	Thr	Ser	Gly	Asp	Val	Val	Val	Val	Ala	Thr	Asp	Ala	Leu	Met	Thr	
				405					410					415		
Gly	Phe	Thr	Gly	Asp	Phe	Asp	Ser	Val	Ile	Asp	Cys	Asn	Thr	Cys	Val	
			420					425					430			
Thr	Gln	Thr	Val	Asp	Phe	Ser	Leu	Asp	Pro	Thr	Phe	Thr	Ile	Glu	Thr	
		435					440					445				
Ile	Thr	Leu	Pro	Gln	Asp	Ala	Val	Ser	Arg	Thr	Gln	Arg	Arg	Gly	Arg	
	450				455						460					
Thr	Gly	Arg	Gly	Lys	Pro	Gly	Ile	Tyr	Arg	Phe	Val	Ala	Pro	Gly	Glu	
465					470				475					480		
Arg	Pro	Ser	Gly	Met	Phe	Asp	Ser	Ser	Val	Leu	Cys	Glu	Cys	Tyr	Asp	
				485					490					495		
Ala	Gly	Cys	Ala	Trp	Tyr	Glu	Leu	Thr	Pro	Ala	Glu	Thr	Thr	Val	Arg	
			500					505					510			
Leu	Arg	Ala	Tyr	Met	Asn	Thr	Pro	Gly	Leu	Pro	Val	Cys	Gln	Asp	His	
	515					520						525				
Leu	Glu	Phe	Trp	Glu	Gly	Val	Phe	Thr	Gly	Leu	Thr	His	Ile	Asp	Ala	
	530					535					540					

His Phe Leu Ser Gln Thr Lys Gln Ser Gly Glu Asn Leu Pro Tyr Leu  
 545 550 555 560  
 Val Ala Tyr Gln Ala Thr Val Cys Ala Arg Ala Gln Ala Pro Pro Pro  
 565 570 575  
 Ser Trp Asp Gln Met Trp Lys Cys Leu Ile Arg Leu Lys Pro Thr Leu  
 580 585 590  
 His Gly Pro Thr Pro Leu Leu Tyr Arg Leu Gly Ala Val Gln Asn Glu  
 595 600 605  
 Val Thr Leu Thr His Pro Val Thr Lys Tyr Ile Met Thr Cys Met Ser  
 610 615 620  
 Ala Asp Leu Glu Val Val Thr Ser Thr Trp Val Leu Val Gly Gly Val  
 625 630 635 640  
 Leu Ala Ala Leu Ala Ala Tyr Cys Leu Ser Thr Gly Cys Val Val Ile  
 645 650 655  
 Val Gly Arg Ile Val Leu Ser Gly Lys Pro Ala Ile Ile Pro Asp Arg  
 660 665 670  
 Glu Val Leu Tyr Arg Glu Phe Asp Glu Met Glu Glu Cys  
 675 680 685

<210> 207  
 <211> 685  
 <212> PRT  
 <213> Artificial Sequence

<220>  
 <223> Mutant Hepatitis C virus NS3/4A peptide

<400> 207  
 Ala Pro Ile Thr Ala Tyr Ala Gln Gln Thr Arg Gly Leu Leu Gly Cys  
 1 5 10 15  
 Ile Ile Thr Ser Leu Thr Gly Arg Asp Lys Asn Gln Val Glu Gly Glu  
 20 25 30  
 Val Gln Ile Val Ser Thr Ala Ala Gln Thr Phe Leu Ala Thr Cys Ile  
 35 40 45  
 Asn Gly Val Cys Trp Thr Val Tyr His Gly Ala Gly Thr Arg Thr Ile  
 50 55 60  
 Ala Ser Pro Lys Gly Pro Val Ile Gln Met Tyr Thr Asn Val Asp Gln  
 65 70 75 80  
 Asp Leu Val Gly Trp Pro Ala Pro Gln Gly Ala Arg Ser Leu Thr Pro  
 85 90 95  
 Cys Thr Cys Gly Ser Ser Asp Leu Tyr Leu Val Thr Arg His Ala Asp  
 100 105 110  
 Val Ile Pro Val Arg Arg Arg Gly Asp Gly Arg Gly Ser Leu Leu Ser  
 115 120 125  
 Pro Arg Pro Ile Ser Tyr Leu Lys Gly Ser Ser Gly Gly Pro Leu Leu  
 130 135 140  
 Cys Pro Ala Gly His Ala Val Gly Ile Phe Arg Ala Ala Val Cys Thr  
 145 150 155 160  
 Arg Gly Val Ala Lys Ala Val Ala Phe Ile Pro Val Glu Ser Leu Glu  
 165 170 175  
 Thr Thr Met Arg Ser Pro Val Phe Ser Asp Asn Ser Ser Pro Pro Ala  
 180 185 190  
 Val Pro Gln Ser Tyr Gln Val Ala His Leu His Ala Pro Thr Gly Ser  
 195 200 205  
 Gly Lys Ser Thr Lys Val Pro Ala Ala Tyr Ala Ala Gln Gly Tyr Lys  
 210 215 220

Val Leu Val Leu Asn Pro Ser Val Ala Ala Thr Met Gly Phe Gly Ala  
 225 230  
 Tyr Met Ser Lys Ala His Gly Ile Asp Pro Asn Ile Arg Thr Gly Val  
 245 250  
 Arg Thr Ile Thr Thr Gly Ser Pro Ile Thr Tyr Ser Thr Tyr Gly Lys  
 260 265 270  
 Phe Leu Ala Asp Gly Gly Cys Ser Gly Gly Ala Tyr Asp Ile Ile Ile  
 275 280 285  
 Cys Asp Glu Cys His Ser Thr Asp Ala Thr Ser Ile Leu Gly Ile Gly  
 290 295 300  
 Thr Val Leu Asp Gln Ala Glu Thr Ala Gly Ala Arg Leu Thr Val Leu  
 305 310 315 320  
 Ala Thr Ala Thr Pro Pro Gly Ser Val Thr Val Pro His Pro Asn Ile  
 325 330 335  
 Glu Glu Val Ala Leu Ser Thr Thr Gly Glu Ile Pro Phe Tyr Gly Lys  
 340 345 350  
 Ala Ile Pro Leu Glu Ala Ile Lys Gly Gly Arg His Leu Ile Phe Cys  
 355 360 365  
 His Ser Lys Lys Lys Cys Asp Glu Leu Ala Ala Lys Leu Val Ala Leu  
 370 375 380  
 Gly Val Asn Ala Val Ala Tyr Tyr Arg Gly Leu Asp Val Ser Val Ile  
 385 390 395 400  
 Pro Thr Ser Gly Asp Val Val Val Val Ala Thr Asp Ala Leu Met Thr  
 405 410 415  
 Gly Phe Thr Gly Asp Phe Asp Ser Val Ile Asp Cys Asn Thr Cys Val  
 420 425 430  
 Thr Gln Thr Val Asp Phe Ser Leu Asp Pro Thr Phe Thr Ile Glu Thr  
 435 440 445  
 Ile Thr Leu Pro Gln Asp Ala Val Ser Arg Thr Gln Arg Arg Gly Arg  
 450 455 460  
 Thr Gly Arg Gly Lys Pro Gly Ile Tyr Arg Phe Val Ala Pro Gly Glu  
 465 470 475 480  
 Arg Pro Ser Gly Met Phe Asp Ser Ser Val Leu Cys Glu Cys Tyr Asp  
 485 490 495  
 Ala Gly Cys Ala Trp Tyr Glu Leu Thr Pro Ala Glu Thr Thr Val Arg  
 500 505 510  
 Leu Arg Ala Tyr Met Asn Thr Pro Gly Leu Pro Val Cys Gln Asp His  
 515 520 525  
 Leu Glu Phe Trp Glu Gly Val Phe Thr Gly Leu Thr His Ile Asp Ala  
 530 535 540  
 His Phe Leu Ser Gln Thr Lys Gln Ser Gly Glu Asn Leu Pro Tyr Leu  
 545 550 555 560  
 Val Ala Tyr Gln Ala Thr Val Cys Ala Arg Ala Gln Ala Pro Pro Pro  
 565 570 575  
 Ser Trp Asp Gln Met Trp Lys Cys Leu Ile Arg Leu Lys Pro Thr Leu  
 580 585 590  
 His Gly Pro Thr Pro Leu Leu Tyr Arg Leu Gly Ala Val Gln Asn Glu  
 595 600 605  
 Val Thr Leu Thr His Pro Val Thr Lys Tyr Ile Met Thr Cys Met Ser  
 610 615 620  
 Ala Asp Leu Glu Val Val Thr Ser Thr Trp Val Leu Val Gly Gly Val  
 625 630 635 640  
 Leu Ala Ala Leu Ala Tyr Cys Leu Ser Thr Gly Cys Val Val Ile  
 645 650 655  
 Val Gly Arg Ile Val Leu Ser Gly Lys Pro Ala Ile Ile Pro Asp Arg  
 660 665 670  
 Glu Val Leu Tyr Arg Glu Phe Asp Glu Met Glu Glu Cys

675

680

685

<210> 208

<211> 685

<212> PRT

<213> Artificial Sequence

<220>

<223> Mutant Hepatitis C virus NS3/4A peptide

<400> 208

Ala Pro Ile Thr Ala Tyr Ala Gln Gln Thr Arg Gly Leu Leu Gly Cys  
 1 5 10 15  
 Ile Ile Thr Ser Leu Thr Gly Arg Asp Lys Asn Gln Val Glu Gly Glu  
 20 25 30  
 Val Gln Ile Val Ser Thr Ala Ala Gln Thr Phe Leu Ala Thr Cys Ile  
 35 40 45  
 Asn Gly Val Cys Trp Thr Val Tyr His Gly Ala Gly Thr Arg Thr Ile  
 50 55 60  
 Ala Ser Pro Lys Gly Pro Val Ile Gln Met Tyr Thr Asn Val Asp Gln  
 65 70 75 80  
 Asp Leu Val Gly Trp Pro Ala Pro Gln Gly Ala Arg Ser Leu Thr Pro  
 85 90 95  
 Cys Thr Cys Gly Ser Ser Asp Leu Tyr Leu Val Thr Arg His Ala Asp  
 100 105 110  
 Val Ile Pro Val Arg Arg Arg Gly Asp Gly Arg Gly Ser Leu Leu Ser  
 115 120 125  
 Pro Arg Pro Ile Ser Tyr Leu Lys Gly Ser Ser Gly Gly Pro Leu Leu  
 130 135 140  
 Cys Pro Ala Gly His Ala Val Gly Ile Phe Arg Ala Ala Val Cys Thr  
 145 150 155 160  
 Arg Gly Val Ala Lys Ala Val Asp Ala Ile Pro Val Glu Ser Leu Glu  
 165 170 175  
 Thr Thr Met Arg Ser Pro Val Phe Ser Asp Asn Ser Ser Pro Pro Ala  
 180 185 190  
 Val Pro Gln Ser Tyr Gln Val Ala His Leu His Ala Pro Thr Gly Ser  
 195 200 205  
 Gly Lys Ser Thr Lys Val Pro Ala Ala Tyr Ala Ala Gln Gly Tyr Lys  
 210 215 220  
 Val Leu Val Leu Asn Pro Ser Val Ala Ala Thr Met Gly Phe Gly Ala  
 225 230 235 240  
 Tyr Met Ser Lys Ala His Gly Ile Asp Pro Asn Ile Arg Thr Gly Val  
 245 250 255  
 Arg Thr Ile Thr Thr Gly Ser Pro Ile Thr Tyr Ser Thr Tyr Gly Lys  
 260 265 270  
 Phe Leu Ala Asp Gly Gly Cys Ser Gly Gly Ala Tyr Asp Ile Ile Ile  
 275 280 285  
 Cys Asp Glu Cys His Ser Thr Asp Ala Thr Ser Ile Leu Gly Ile Gly  
 290 295 300  
 Thr Val Leu Asp Gln Ala Glu Thr Ala Gly Ala Arg Leu Thr Val Leu  
 305 310 315 320  
 Ala Thr Ala Thr Pro Pro Gly Ser Val Thr Val Pro His Pro Asn Ile  
 325 330 335  
 Glu Glu Val Ala Leu Ser Thr Thr Gly Glu Ile Pro Phe Tyr Gly Lys  
 340 345 350  
 Ala Ile Pro Leu Glu Ala Ile Lys Gly Gly Arg His Leu Ile Phe Cys



```

          355                      360                      365
His Ser Lys Lys Lys Cys Asp Glu Leu Ala Ala Lys Leu Val Ala Leu
   370                      375                      380
Gly Val Asn Ala Val Ala Tyr Tyr Arg Gly Leu Asp Val Ser Val Ile
 385                      390                      395                      400
Pro Thr Ser Gly Asp Val Val Val Val Ala Thr Asp Ala Leu Met Thr
   405                      410                      415
Gly Phe Thr Gly Asp Phe Asp Ser Val Ile Asp Cys Asn Thr Cys Val
   420                      425                      430
Thr Gln Thr Val Asp Phe Ser Leu Asp Pro Thr Phe Thr Ile Glu Thr
   435                      440                      445
Ile Thr Leu Pro Gln Asp Ala Val Ser Arg Thr Gln Arg Arg Gly Arg
   450                      455                      460
Thr Gly Arg Gly Lys Pro Gly Ile Tyr Arg Phe Val Ala Pro Gly Glu
 465                      470                      475                      480
Arg Pro Ser Gly Met Phe Asp Ser Ser Val Leu Cys Glu Cys Tyr Asp
   485                      490                      495
Ala Gly Cys Ala Trp Tyr Glu Leu Thr Pro Ala Glu Thr Thr Val Arg
   500                      505                      510
Leu Arg Ala Tyr Met Asn Thr Pro Gly Leu Pro Val Cys Gln Asp His
   515                      520                      525
Leu Glu Phe Trp Glu Gly Val Phe Thr Gly Leu Thr His Ile Asp Ala
   530                      535                      540
His Phe Leu Ser Gln Thr Lys Gln Ser Gly Glu Asn Leu Pro Tyr Leu
 545                      550                      555                      560
Val Ala Tyr Gln Ala Thr Val Cys Ala Arg Ala Gln Ala Pro Pro Pro
   565                      570                      575
Ser Trp Asp Gln Met Trp Lys Cys Leu Ile Arg Leu Lys Pro Thr Leu
   580                      585                      590
His Gly Pro Thr Pro Leu Leu Tyr Arg Leu Gly Ala Val Gln Asn Glu
   595                      600                      605
Val Thr Leu Thr His Pro Val Thr Lys Tyr Ile Met Thr Cys Met Ser
   610                      615                      620
Ala Asp Leu Glu Val Val Thr Ser Thr Trp Val Leu Val Gly Gly Val
 625                      630                      635                      640
Leu Ala Ala Leu Ala Ala Tyr Cys Leu Ser Thr Gly Cys Val Val Ile
   645                      650                      655
Val Gly Arg Ile Val Leu Ser Gly Lys Pro Ala Ile Ile Pro Asp Arg
   660                      665                      670
Glu Val Leu Tyr Arg Glu Phe Asp Glu Met Glu Glu Cys
   675                      680                      685

```

<210> 209

<211> 685

<212> PRT

<213> Artificial Sequence

<220>

<223> Mutant Hepatitis C virus NS3/4A peptide

<400> 209

```

Ala Pro Ile Thr Ala Tyr Ala Gln Gln Thr Arg Gly Leu Leu Gly Cys
 1                      5                      10                      15
Ile Ile Thr Ser Leu Thr Gly Arg Asp Lys Asn Gln Val Glu Gly Glu
   20                      25                      30
Val Gln Ile Val Ser Thr Ala Ala Gln Thr Phe Leu Ala Thr Cys Ile

```

	35					40					45				
Asn	Gly	Val	Cys	Trp	Thr	Val	Tyr	His	Gly	Ala	Gly	Thr	Arg	Thr	Ile
	50					55					60				
Ala	Ser	Pro	Lys	Gly	Pro	Val	Ile	Gln	Met	Tyr	Thr	Asn	Val	Asp	Gln
65						70				75				80	
Asp	Leu	Val	Gly	Trp	Pro	Ala	Pro	Gln	Gly	Ala	Arg	Ser	Leu	Thr	Pro
				85					90					95	
Cys	Thr	Cys	Gly	Ser	Ser	Asp	Leu	Tyr	Leu	Val	Thr	Arg	His	Ala	Asp
			100					105					110		
Val	Ile	Pro	Val	Arg	Arg	Arg	Gly	Asp	Gly	Arg	Gly	Ser	Leu	Leu	Ser
		115					120					125			
Pro	Arg	Pro	Ile	Ser	Tyr	Leu	Lys	Gly	Ser	Ser	Gly	Gly	Pro	Leu	Leu
	130					135					140				
Cys	Pro	Ala	Gly	His	Ala	Val	Gly	Ile	Phe	Arg	Ala	Ala	Val	Cys	Thr
145					150					155				160	
Arg	Gly	Val	Ala	Lys	Ala	Val	Asp	Phe	Ala	Pro	Val	Glu	Ser	Leu	Glu
				165					170					175	
Thr	Thr	Met	Arg	Ser	Pro	Val	Phe	Ser	Asp	Asn	Ser	Ser	Pro	Pro	Ala
			180					185					190		
Val	Pro	Gln	Ser	Tyr	Gln	Val	Ala	His	Leu	His	Ala	Pro	Thr	Gly	Ser
		195					200					205			
Gly	Lys	Ser	Thr	Lys	Val	Pro	Ala	Ala	Tyr	Ala	Ala	Gln	Gly	Tyr	Lys
	210					215					220				
Val	Leu	Val	Leu	Asn	Pro	Ser	Val	Ala	Ala	Thr	Met	Gly	Phe	Gly	Ala
225				230						235				240	
Tyr	Met	Ser	Lys	Ala	His	Gly	Ile	Asp	Pro	Asn	Ile	Arg	Thr	Gly	Val
				245				250						255	
Arg	Thr	Ile	Thr	Thr	Gly	Ser	Pro	Ile	Thr	Tyr	Ser	Thr	Tyr	Gly	Lys
			260					265					270		
Phe	Leu	Ala	Asp	Gly	Gly	Cys	Ser	Gly	Gly	Ala	Tyr	Asp	Ile	Ile	Ile
		275					280					285			
Cys	Asp	Glu	Cys	His	Ser	Thr	Asp	Ala	Thr	Ser	Ile	Leu	Gly	Ile	Gly
	290					295					300				
Thr	Val	Leu	Asp	Gln	Ala	Glu	Thr	Ala	Gly	Ala	Arg	Leu	Thr	Val	Leu
305					310					315					320
Ala	Thr	Ala	Thr	Pro	Pro	Gly	Ser	Val	Thr	Val	Pro	His	Pro	Asn	Ile
				325						330				335	
Glu	Glu	Val	Ala	Leu	Ser	Thr	Thr	Gly	Glu	Ile	Pro	Phe	Tyr	Gly	Lys
				340				345					350		
Ala	Ile	Pro	Leu	Glu	Ala	Ile	Lys	Gly	Gly	Arg	His	Leu	Ile	Phe	Cys
		355					360					365			
His	Ser	Lys	Lys	Lys	Cys	Asp	Glu	Leu	Ala	Ala	Lys	Leu	Val	Ala	Leu
	370					375						380			
Gly	Val	Asn	Ala	Val	Ala	Tyr	Tyr	Arg	Gly	Leu	Asp	Val	Ser	Val	Ile
385					390					395				400	
Pro	Thr	Ser	Gly	Asp	Val	Val	Val	Val	Ala	Thr	Asp	Ala	Leu	Met	Thr
				405					410					415	
Gly	Phe	Thr	Gly	Asp	Phe	Asp	Ser	Val	Ile	Asp	Cys	Asn	Thr	Cys	Val
			420					425					430		
Thr	Gln	Thr	Val	Asp	Phe	Ser	Leu	Asp	Pro	Thr	Phe	Thr	Ile	Glu	Thr
		435					440					445			
Ile	Thr	Leu	Pro	Gln	Asp	Ala	Val	Ser	Arg	Thr	Gln	Arg	Arg	Gly	Arg
	450					455					460				
Thr	Gly	Arg	Gly	Lys	Pro	Gly	Ile	Tyr	Arg	Phe	Val	Ala	Pro	Gly	Glu
465					470					475				480	
Arg	Pro	Ser	Gly	Met	Phe	Asp	Ser	Ser	Val	Leu	Cys	Glu	Cys	Tyr	Asp
				485					490					495	

Ala Gly Cys Ala Trp Tyr Glu Leu Thr Pro Ala Glu Thr Thr Val Arg  
 500 505 510  
 Leu Arg Ala Tyr Met Asn Thr Pro Gly Leu Pro Val Cys Gln Asp His  
 515 520 525  
 Leu Glu Phe Trp Glu Gly Val Phe Thr Gly Leu Thr His Ile Asp Ala  
 530 535 540  
 His Phe Leu Ser Gln Thr Lys Gln Ser Gly Glu Asn Leu Pro Tyr Leu  
 545 550 555 560  
 Val Ala Tyr Gln Ala Thr Val Cys Ala Arg Ala Gln Ala Pro Pro Pro  
 565 570 575  
 Ser Trp Asp Gln Met Trp Lys Cys Leu Ile Arg Leu Lys Pro Thr Leu  
 580 585 590  
 His Gly Pro Thr Pro Leu Leu Tyr Arg Leu Gly Ala Val Gln Asn Glu  
 595 600 605  
 Val Thr Leu Thr His Pro Val Thr Lys Tyr Ile Met Thr Cys Met Ser  
 610 615 620  
 Ala Asp Leu Glu Val Val Thr Ser Thr Trp Val Leu Val Gly Gly Val  
 625 630 635 640  
 Leu Ala Ala Leu Ala Ala Tyr Cys Leu Ser Thr Gly Cys Val Val Ile  
 645 650 655  
 Val Gly Arg Ile Val Leu Ser Gly Lys Pro Ala Ile Ile Pro Asp Arg  
 660 665 670  
 Glu Val Leu Tyr Arg Glu Phe Asp Glu Met Glu Glu Cys  
 675 680 685

<210> 210

<211> 685

<212> PRT

<213> Artificial Sequence

<220>

<223> Mutant Hepatitis C virus NS3/4A peptide

<400> 210

Ala Pro Ile Thr Ala Tyr Ala Gln Gln Thr Arg Gly Leu Leu Gly Cys  
 1 5 10 15  
 Ile Ile Thr Ser Leu Thr Gly Arg Asp Lys Asn Gln Val Glu Gly Glu  
 20 25 30  
 Val Gln Ile Val Ser Thr Ala Ala Gln Thr Phe Leu Ala Thr Cys Ile  
 35 40 45  
 Asn Gly Val Cys Trp Thr Val Tyr His Gly Ala Gly Thr Arg Thr Ile  
 50 55 60  
 Ala Ser Pro Lys Gly Pro Val Ile Gln Met Tyr Thr Asn Val Asp Gln  
 65 70 75 80  
 Asp Leu Val Gly Trp Pro Ala Pro Gln Gly Ala Arg Ser Leu Thr Pro  
 85 90 95  
 Cys Thr Cys Gly Ser Ser Asp Leu Tyr Leu Val Thr Arg His Ala Asp  
 100 105 110  
 Val Ile Pro Val Arg Arg Arg Gly Asp Gly Arg Gly Ser Leu Leu Ser  
 115 120 125  
 Pro Arg Pro Ile Ser Tyr Leu Lys Gly Ser Ser Gly Gly Pro Leu Leu  
 130 135 140  
 Cys Pro Ala Gly His Ala Val Gly Ile Phe Arg Ala Ala Val Cys Thr  
 145 150 155 160  
 Arg Gly Val Ala Lys Ala Val Asp Phe Ile Ala Val Glu Ser Leu Glu  
 165 170 175

Thr Thr Met Arg Ser Pro Val Phe Ser Asp Asn Ser Ser Pro Pro Ala  
 180 185 190  
 Val Pro Gln Ser Tyr Gln Val Ala His Leu His Ala Pro Thr Gly Ser  
 195 200 205  
 Gly Lys Ser Thr Lys Val Pro Ala Ala Tyr Ala Ala Gln Gly Tyr Lys  
 210 215 220  
 Val Leu Val Leu Asn Pro Ser Val Ala Ala Thr Met Gly Phe Gly Ala  
 225 230 235 240  
 Tyr Met Ser Lys Ala His Gly Ile Asp Pro Asn Ile Arg Thr Gly Val  
 245 250 255  
 Arg Thr Ile Thr Thr Gly Ser Pro Ile Thr Tyr Ser Thr Tyr Gly Lys  
 260 265 270  
 Phe Leu Ala Asp Gly Gly Cys Ser Gly Gly Ala Tyr Asp Ile Ile Ile  
 275 280 285  
 Cys Asp Glu Cys His Ser Thr Asp Ala Thr Ser Ile Leu Gly Ile Gly  
 290 295 300  
 Thr Val Leu Asp Gln Ala Glu Thr Ala Gly Ala Arg Leu Thr Val Leu  
 305 310 315 320  
 Ala Thr Ala Thr Pro Gly Ser Val Thr Val Pro His Pro Asn Ile  
 325 330 335  
 Glu Glu Val Ala Leu Ser Thr Thr Gly Glu Ile Pro Phe Tyr Gly Lys  
 340 345 350  
 Ala Ile Pro Leu Glu Ala Ile Lys Gly Gly Arg His Leu Ile Phe Cys  
 355 360 365  
 His Ser Lys Lys Lys Cys Asp Glu Leu Ala Ala Lys Leu Val Ala Leu  
 370 375 380  
 Gly Val Asn Ala Val Ala Tyr Tyr Arg Gly Leu Asp Val Ser Val Ile  
 385 390 395 400  
 Pro Thr Ser Gly Asp Val Val Val Val Ala Thr Asp Ala Leu Met Thr  
 405 410 415  
 Gly Phe Thr Gly Asp Phe Asp Ser Val Ile Asp Cys Asn Thr Cys Val  
 420 425 430  
 Thr Gln Thr Val Asp Phe Ser Leu Asp Pro Thr Phe Thr Ile Glu Thr  
 435 440 445  
 Ile Thr Leu Pro Gln Asp Ala Val Ser Arg Thr Gln Arg Arg Gly Arg  
 450 455 460  
 Thr Gly Arg Gly Lys Pro Gly Ile Tyr Arg Phe Val Ala Pro Gly Glu  
 465 470 475 480  
 Arg Pro Ser Gly Met Phe Asp Ser Ser Val Leu Cys Glu Cys Tyr Asp  
 485 490 495  
 Ala Gly Cys Ala Trp Tyr Glu Leu Thr Pro Ala Glu Thr Thr Val Arg  
 500 505 510  
 Leu Arg Ala Tyr Met Asn Thr Pro Gly Leu Pro Val Cys Gln Asp His  
 515 520 525  
 Leu Glu Phe Trp Glu Gly Val Phe Thr Gly Leu Thr His Ile Asp Ala  
 530 535 540  
 His Phe Leu Ser Gln Thr Lys Gln Ser Gly Glu Asn Leu Pro Tyr Leu  
 545 550 555 560  
 Val Ala Tyr Gln Ala Thr Val Cys Ala Arg Ala Gln Ala Pro Pro Pro  
 565 570 575  
 Ser Trp Asp Gln Met Trp Lys Cys Leu Ile Arg Leu Lys Pro Thr Leu  
 580 585 590  
 His Gly Pro Thr Pro Leu Leu Tyr Arg Leu Gly Ala Val Gln Asn Glu  
 595 600 605  
 Val Thr Leu Thr His Pro Val Thr Lys Tyr Ile Met Thr Cys Met Ser  
 610 615 620  
 Ala Asp Leu Glu Val Val Thr Ser Thr Trp Val Leu Val Gly Gly Val

625                                    630                                    635                                    640  
 Leu Ala Ala Leu Ala Ala Tyr Cys Leu Ser Thr Gly Cys Val Val Ile  
     645                                    650                                    655  
 Val Gly Arg Ile Val Leu Ser Gly Lys Pro Ala Ile Ile Pro Asp Arg  
     660                                    665                                    670  
 Glu Val Leu Tyr Arg Glu Phe Asp Glu Met Glu Glu Cys  
     675                                    680                                    685

<210> 211  
 <211> 685  
 <212> PRT  
 <213> Artificial Sequence

<220>  
 <223> Mutant Hepatitis C virus NS3/4A peptide

<400> 211  
 Ala Pro Ile Thr Ala Tyr Ala Gln Gln Thr Arg Gly Leu Leu Gly Cys  
 1                                    5                                    10                                    15  
 Ile Ile Thr Ser Leu Thr Gly Arg Asp Lys Asn Gln Val Glu Gly Glu  
     20                                    25                                    30  
 Val Gln Ile Val Ser Thr Ala Ala Gln Thr Phe Leu Ala Thr Cys Ile  
     35                                    40                                    45  
 Asn Gly Val Cys Trp Thr Val Tyr His Gly Ala Gly Thr Arg Thr Ile  
     50                                    55                                    60  
 Ala Ser Pro Lys Gly Pro Val Ile Gln Met Tyr Thr Asn Val Asp Gln  
 65                                    70                                    75                                    80  
 Asp Leu Val Gly Trp Pro Ala Pro Gln Gly Ala Arg Ser Leu Thr Pro  
     85                                    90                                    95  
 Cys Thr Cys Gly Ser Ser Asp Leu Tyr Leu Val Thr Arg His Ala Asp  
     100                                    105                                    110  
 Val Ile Pro Val Arg Arg Arg Gly Asp Gly Arg Gly Ser Leu Leu Ser  
     115                                    120                                    125  
 Pro Arg Pro Ile Ser Tyr Leu Lys Gly Ser Ser Gly Gly Pro Leu Leu  
     130                                    135                                    140  
 Cys Pro Ala Gly His Ala Val Gly Ile Phe Arg Ala Ala Val Cys Thr  
 145                                    150                                    155                                    160  
 Arg Gly Val Ala Lys Ala Val Asp Phe Ile Pro Ala Glu Ser Leu Glu  
     165                                    170                                    175  
 Thr Thr Met Arg Ser Pro Val Phe Ser Asp Asn Ser Ser Pro Pro Ala  
     180                                    185                                    190  
 Val Pro Gln Ser Tyr Gln Val Ala His Leu His Ala Pro Thr Gly Ser  
     195                                    200                                    205  
 Gly Lys Ser Thr Lys Val Pro Ala Ala Tyr Ala Ala Gln Gly Tyr Lys  
     210                                    215                                    220  
 Val Leu Val Leu Asn Pro Ser Val Ala Ala Thr Met Gly Phe Gly Ala  
 225                                    230                                    235                                    240  
 Tyr Met Ser Lys Ala His Gly Ile Asp Pro Asn Ile Arg Thr Gly Val  
     245                                    250                                    255  
 Arg Thr Ile Thr Thr Gly Ser Pro Ile Thr Tyr Ser Thr Tyr Gly Lys  
     260                                    265                                    270  
 Phe Leu Ala Asp Gly Gly Cys Ser Gly Gly Ala Tyr Asp Ile Ile Ile  
     275                                    280                                    285  
 Cys Asp Glu Cys His Ser Thr Asp Ala Thr Ser Ile Leu Gly Ile Gly  
     290                                    295                                    300  
 Thr Val Leu Asp Gln Ala Glu Thr Ala Gly Ala Arg Leu Thr Val Leu

305 310 315 320  
 Ala Thr Ala Thr Pro Pro Gly Ser Val Thr Val Pro His Pro Asn Ile  
 325 330 335  
 Glu Glu Val Ala Leu Ser Thr Thr Gly Glu Ile Pro Phe Tyr Gly Lys  
 340 345 350  
 Ala Ile Pro Leu Glu Ala Ile Lys Gly Gly Arg His Leu Ile Phe Cys  
 355 360 365  
 His Ser Lys Lys Lys Cys Asp Glu Leu Ala Ala Lys Leu Val Ala Leu  
 370 375 380  
 Gly Val Asn Ala Val Ala Tyr Tyr Arg Gly Leu Asp Val Ser Val Ile  
 385 390 395 400  
 Pro Thr Ser Gly Asp Val Val Val Val Ala Thr Asp Ala Leu Met Thr  
 405 410 415  
 Gly Phe Thr Gly Asp Phe Asp Ser Val Ile Asp Cys Asn Thr Cys Val  
 420 425 430  
 Thr Gln Thr Val Asp Phe Ser Leu Asp Pro Thr Phe Thr Ile Glu Thr  
 435 440 445  
 Ile Thr Leu Pro Gln Asp Ala Val Ser Arg Thr Gln Arg Arg Gly Arg  
 450 455 460  
 Thr Gly Arg Gly Lys Pro Gly Ile Tyr Arg Phe Val Ala Pro Gly Glu  
 465 470 475 480  
 Arg Pro Ser Gly Met Phe Asp Ser Ser Val Leu Cys Glu Cys Tyr Asp  
 485 490 495  
 Ala Gly Cys Ala Trp Tyr Glu Leu Thr Pro Ala Glu Thr Thr Val Arg  
 500 505 510  
 Leu Arg Ala Tyr Met Asn Thr Pro Gly Leu Pro Val Cys Gln Asp His  
 515 520 525  
 Leu Glu Phe Trp Glu Gly Val Phe Thr Gly Leu Thr His Ile Asp Ala  
 530 535 540  
 His Phe Leu Ser Gln Thr Lys Gln Ser Gly Glu Asn Leu Pro Tyr Leu  
 545 550 555 560  
 Val Ala Tyr Gln Ala Thr Val Cys Ala Arg Ala Gln Ala Pro Pro Pro  
 565 570 575  
 Ser Trp Asp Gln Met Trp Lys Cys Leu Ile Arg Leu Lys Pro Thr Leu  
 580 585 590  
 His Gly Pro Thr Pro Leu Leu Tyr Arg Leu Gly Ala Val Gln Asn Glu  
 595 600 605  
 Val Thr Leu Thr His Pro Val Thr Lys Tyr Ile Met Thr Cys Met Ser  
 610 615 620  
 Ala Asp Leu Glu Val Val Thr Ser Thr Trp Val Leu Val Gly Gly Val  
 625 630 635 640  
 Leu Ala Ala Leu Ala Ala Tyr Cys Leu Ser Thr Gly Cys Val Val Ile  
 645 650 655  
 Val Gly Arg Ile Val Leu Ser Gly Lys Pro Ala Ile Ile Pro Asp Arg  
 660 665 670  
 Glu Val Leu Tyr Arg Glu Phe Asp Glu Met Glu Glu Cys  
 675 680 685

<210> 212  
 <211> 685  
 <212> PRT  
 <213> Artificial Sequence  
  
 <220>  
 <223> Mutant Hepatitis C virus NS3/4A peptide

<400> 212

Ala Pro Ile Thr Ala Tyr Ala Gln Gln Thr Arg Gly Leu Leu Gly Cys  
 1 5 10 15  
 Ile Ile Thr Ser Leu Thr Gly Arg Asp Lys Asn Gln Val Glu Gly Glu  
 20 25 30  
 Val Gln Ile Val Ser Thr Ala Ala Gln Thr Phe Leu Ala Thr Cys Ile  
 35 40 45  
 Asn Gly Val Cys Trp Thr Val Tyr His Gly Ala Gly Thr Arg Thr Ile  
 50 55 60  
 Ala Ser Pro Lys Gly Pro Val Ile Gln Met Tyr Thr Asn Val Asp Gln  
 65 70 75 80  
 Asp Leu Val Gly Trp Pro Ala Pro Gln Gly Ala Arg Ser Leu Thr Pro  
 85 90 95  
 Cys Thr Cys Gly Ser Ser Asp Leu Tyr Leu Val Thr Arg His Ala Asp  
 100 105 110  
 Val Ile Pro Val Arg Arg Arg Gly Asp Gly Arg Gly Ser Leu Leu Ser  
 115 120 125  
 Pro Arg Pro Ile Ser Tyr Leu Lys Gly Ser Ser Gly Gly Pro Leu Leu  
 130 135 140  
 Cys Pro Ala Gly His Ala Val Gly Ile Phe Arg Ala Ala Val Cys Thr  
 145 150 155 160  
 Arg Gly Val Ala Lys Ala Val Asp Phe Ile Pro Val Ala Ser Leu Glu  
 165 170 175  
 Thr Thr Met Arg Ser Pro Val Phe Ser Asp Asn Ser Ser Pro Pro Ala  
 180 185 190  
 Val Pro Gln Ser Tyr Gln Val Ala His Leu His Ala Pro Thr Gly Ser  
 195 200 205  
 Gly Lys Ser Thr Lys Val Pro Ala Ala Tyr Ala Ala Gln Gly Tyr Lys  
 210 215 220  
 Val Leu Val Leu Asn Pro Ser Val Ala Ala Thr Met Gly Phe Gly Ala  
 225 230 235 240  
 Tyr Met Ser Lys Ala His Gly Ile Asp Pro Asn Ile Arg Thr Gly Val  
 245 250 255  
 Arg Thr Ile Thr Thr Gly Ser Pro Ile Thr Tyr Ser Thr Tyr Gly Lys  
 260 265 270  
 Phe Leu Ala Asp Gly Gly Cys Ser Gly Gly Ala Tyr Asp Ile Ile Ile  
 275 280 285  
 Cys Asp Glu Cys His Ser Thr Asp Ala Thr Ser Ile Leu Gly Ile Gly  
 290 295 300  
 Thr Val Leu Asp Gln Ala Glu Thr Ala Gly Ala Arg Leu Thr Val Leu  
 305 310 315 320  
 Ala Thr Ala Thr Pro Pro Gly Ser Val Thr Val Pro His Pro Asn Ile  
 325 330 335  
 Glu Glu Val Ala Leu Ser Thr Thr Gly Glu Ile Pro Phe Tyr Gly Lys  
 340 345 350  
 Ala Ile Pro Leu Glu Ala Ile Lys Gly Gly Arg His Leu Ile Phe Cys  
 355 360 365  
 His Ser Lys Lys Lys Cys Asp Glu Leu Ala Ala Lys Leu Val Ala Leu  
 370 375 380  
 Gly Val Asn Ala Val Ala Tyr Tyr Arg Gly Leu Asp Val Ser Val Ile  
 385 390 395 400  
 Pro Thr Ser Gly Asp Val Val Val Val Ala Thr Asp Ala Leu Met Thr  
 405 410 415  
 Gly Phe Thr Gly Asp Phe Asp Ser Val Ile Asp Cys Asn Thr Cys Val  
 420 425 430  
 Thr Gln Thr Val Asp Phe Ser Leu Asp Pro Thr Phe Thr Ile Glu Thr  
 435 440 445

Ile Thr Leu Pro Gln Asp Ala Val Ser Arg Thr Gln Arg Arg Gly Arg  
 450 455 460  
 Thr Gly Arg Gly Lys Pro Gly Ile Tyr Arg Phe Val Ala Pro Gly Glu  
 465 470 475 480  
 Arg Pro Ser Gly Met Phe Asp Ser Ser Val Leu Cys Glu Cys Tyr Asp  
 485 490 495  
 Ala Gly Cys Ala Trp Tyr Glu Leu Thr Pro Ala Glu Thr Thr Val Arg  
 500 505 510  
 Leu Arg Ala Tyr Met Asn Thr Pro Gly Leu Pro Val Cys Gln Asp His  
 515 520 525  
 Leu Glu Phe Trp Glu Gly Val Phe Thr Gly Leu Thr His Ile Asp Ala  
 530 535 540  
 His Phe Leu Ser Gln Thr Lys Gln Ser Gly Glu Asn Leu Pro Tyr Leu  
 545 550 555 560  
 Val Ala Tyr Gln Ala Thr Val Cys Ala Arg Ala Gln Ala Pro Pro Pro  
 565 570 575  
 Ser Trp Asp Gln Met Trp Lys Cys Leu Ile Arg Leu Lys Pro Thr Leu  
 580 585 590  
 His Gly Pro Thr Pro Leu Leu Tyr Arg Leu Gly Ala Val Gln Asn Glu  
 595 600 605  
 Val Thr Leu Thr His Pro Val Thr Lys Tyr Ile Met Thr Cys Met Ser  
 610 615 620  
 Ala Asp Leu Glu Val Val Thr Ser Thr Trp Val Leu Val Gly Gly Val  
 625 630 635 640  
 Leu Ala Ala Leu Ala Ala Tyr Cys Leu Ser Thr Gly Cys Val Val Ile  
 645 650 655  
 Val Gly Arg Ile Val Leu Ser Gly Lys Pro Ala Ile Ile Pro Asp Arg  
 660 665 670  
 Glu Val Leu Tyr Arg Glu Phe Asp Glu Met Glu Glu Cys  
 675 680 685

<210> 213  
 <211> 685  
 <212> PRT  
 <213> Artificial Sequence

<220>  
 <223> Mutant Hepatitis C virus NS3/4A peptide

<400> 213  
 Ala Pro Ile Thr Ala Tyr Ala Gln Gln Thr Arg Gly Leu Leu Gly Cys  
 1 5 10 15  
 Ile Ile Thr Ser Leu Thr Gly Arg Asp Lys Asn Gln Val Glu Gly Glu  
 20 25 30  
 Val Gln Ile Val Ser Thr Ala Ala Gln Thr Phe Leu Ala Thr Cys Ile  
 35 40 45  
 Asn Gly Val Cys Trp Thr Val Tyr His Gly Ala Gly Thr Arg Thr Ile  
 50 55 60  
 Ala Ser Pro Lys Gly Pro Val Ile Gln Met Tyr Thr Asn Val Asp Gln  
 65 70 75 80  
 Asp Leu Val Gly Trp Pro Ala Pro Gln Gly Ala Arg Ser Leu Thr Pro  
 85 90 95  
 Cys Thr Cys Gly Ser Ser Asp Leu Tyr Leu Val Thr Arg His Ala Asp  
 100 105 110  
 Val Ile Pro Val Arg Arg Arg Gly Asp Gly Arg Gly Ser Leu Leu Ser  
 115 120 125



Pro Arg Pro Ile Ser Tyr Leu Lys Gly Ser Ser Gly Gly Pro Leu Leu  
 130 135 140  
 Cys Pro Ala Gly His Ala Val Gly Ile Phe Arg Ala Ala Val Cys Thr  
 145 150 155 160  
 Arg Gly Val Ala Lys Ala Val Asp Phe Ile Pro Val Glu Ala Leu Glu  
 165 170 175  
 Thr Thr Met Arg Ser Pro Val Phe Ser Asp Asn Ser Ser Pro Pro Ala  
 180 185 190  
 Val Pro Gln Ser Tyr Gln Val Ala His Leu His Ala Pro Thr Gly Ser  
 195 200 205  
 Gly Lys Ser Thr Lys Val Pro Ala Ala Tyr Ala Ala Gln Gly Tyr Lys  
 210 215 220  
 Val Leu Val Leu Asn Pro Ser Val Ala Ala Thr Met Gly Phe Gly Ala  
 225 230 235 240  
 Tyr Met Ser Lys Ala His Gly Ile Asp Pro Asn Ile Arg Thr Gly Val  
 245 250 255  
 Arg Thr Ile Thr Thr Gly Ser Pro Ile Thr Tyr Ser Thr Tyr Gly Lys  
 260 265 270  
 Phe Leu Ala Asp Gly Gly Cys Ser Gly Gly Ala Tyr Asp Ile Ile Ile  
 275 280 285  
 Cys Asp Glu Cys His Ser Thr Asp Ala Thr Ser Ile Leu Gly Ile Gly  
 290 295 300  
 Thr Val Leu Asp Gln Ala Glu Thr Ala Gly Ala Arg Leu Thr Val Leu  
 305 310 315 320  
 Ala Thr Ala Thr Pro Pro Gly Ser Val Thr Val Pro His Pro Asn Ile  
 325 330 335  
 Glu Glu Val Ala Leu Ser Thr Thr Gly Glu Ile Pro Phe Tyr Gly Lys  
 340 345 350  
 Ala Ile Pro Leu Glu Ala Ile Lys Gly Gly Arg His Leu Ile Phe Cys  
 355 360 365  
 His Ser Lys Lys Lys Cys Asp Glu Leu Ala Ala Lys Leu Val Ala Leu  
 370 375 380  
 Gly Val Asn Ala Val Ala Tyr Tyr Arg Gly Leu Asp Val Ser Val Ile  
 385 390 395 400  
 Pro Thr Ser Gly Asp Val Val Val Val Ala Thr Asp Ala Leu Met Thr  
 405 410 415  
 Gly Phe Thr Gly Asp Phe Asp Ser Val Ile Asp Cys Asn Thr Cys Val  
 420 425 430  
 Thr Gln Thr Val Asp Phe Ser Leu Asp Pro Thr Phe Thr Ile Glu Thr  
 435 440 445  
 Ile Thr Leu Pro Gln Asp Ala Val Ser Arg Thr Gln Arg Arg Gly Arg  
 450 455 460  
 Thr Gly Arg Gly Lys Pro Gly Ile Tyr Arg Phe Val Ala Pro Gly Glu  
 465 470 475 480  
 Arg Pro Ser Gly Met Phe Asp Ser Ser Val Leu Cys Glu Cys Tyr Asp  
 485 490 495  
 Ala Gly Cys Ala Trp Tyr Glu Leu Thr Pro Ala Glu Thr Thr Val Arg  
 500 505 510  
 Leu Arg Ala Tyr Met Asn Thr Pro Gly Leu Pro Val Cys Gln Asp His  
 515 520 525  
 Leu Glu Phe Trp Glu Gly Val Phe Thr Gly Leu Thr His Ile Asp Ala  
 530 535 540  
 His Phe Leu Ser Gln Thr Lys Gln Ser Gly Glu Asn Leu Pro Tyr Leu  
 545 550 555 560  
 Val Ala Tyr Gln Ala Thr Val Cys Ala Arg Ala Gln Ala Pro Pro Pro  
 565 570 575  
 Ser Trp Asp Gln Met Trp Lys Cys Leu Ile Arg Leu Lys Pro Thr Leu

```

          580                      585                      590
His Gly Pro Thr Pro Leu Leu Tyr Arg Leu Gly Ala Val Gln Asn Glu
          595                      600                      605
Val Thr Leu Thr His Pro Val Thr Lys Tyr Ile Met Thr Cys Met Ser
          610                      615                      620
Ala Asp Leu Glu Val Val Thr Ser Thr Trp Val Leu Val Gly Gly Val
          625                      630                      635                      640
Leu Ala Ala Leu Ala Ala Tyr Cys Leu Ser Thr Gly Cys Val Val Ile
          645                      650                      655
Val Gly Arg Ile Val Leu Ser Gly Lys Pro Ala Ile Ile Pro Asp Arg
          660                      665                      670
Glu Val Leu Tyr Arg Glu Phe Asp Glu Met Glu Glu Cys
          675                      680                      685
    
```

```

<210> 214
<211> 685
<212> PRT
<213> Artificial Sequence
    
```

```

<220>
<223> Mutant Hepatitis C virus NS3/4A peptide
    
```

```

<400> 214
Ala Pro Ile Thr Ala Tyr Ala Gln Gln Thr Arg Gly Leu Leu Gly Cys
  1          5          10          15
Ile Ile Thr Ser Leu Thr Gly Arg Asp Lys Asn Gln Val Glu Gly Glu
          20          25          30
Val Gln Ile Val Ser Thr Ala Ala Gln Thr Phe Leu Ala Thr Cys Ile
          35          40          45
Asn Gly Val Cys Trp Thr Val Tyr His Gly Ala Gly Thr Arg Thr Ile
          50          55          60
Ala Ser Pro Lys Gly Pro Val Ile Gln Met Tyr Thr Asn Val Asp Gln
          65          70          75          80
Asp Leu Val Gly Trp Pro Ala Pro Gln Gly Ala Arg Ser Leu Thr Pro
          85          90          95
Cys Thr Cys Gly Ser Ser Asp Leu Tyr Leu Val Thr Arg His Ala Asp
          100          105          110
Val Ile Pro Val Arg Arg Arg Gly Asp Gly Arg Gly Ser Leu Leu Ser
          115          120          125
Pro Arg Pro Ile Ser Tyr Leu Lys Gly Ser Ser Gly Gly Pro Leu Leu
          130          135          140
Cys Pro Ala Gly His Ala Val Gly Ile Phe Arg Ala Ala Val Cys Thr
          145          150          155          160
Arg Gly Val Ala Lys Ala Val Asp Phe Ile Pro Val Glu Ser Ala Glu
          165          170          175
Thr Thr Met Arg Ser Pro Val Phe Ser Asp Asn Ser Ser Pro Pro Ala
          180          185          190
Val Pro Gln Ser Tyr Gln Val Ala His Leu His Ala Pro Thr Gly Ser
          195          200          205
Gly Lys Ser Thr Lys Val Pro Ala Ala Tyr Ala Ala Gln Gly Tyr Lys
          210          215          220
Val Leu Val Leu Asn Pro Ser Val Ala Ala Thr Met Gly Phe Gly Ala
          225          230          235          240
Tyr Met Ser Lys Ala His Gly Ile Asp Pro Asn Ile Arg Thr Gly Val
          245          250          255
Arg Thr Ile Thr Thr Gly Ser Pro Ile Thr Tyr Ser Thr Tyr Gly Lys
    
```

260  
 Phe Leu Ala Asp Gly Gly Cys Ser Gly Gly Ala Tyr Asp Ile Ile Ile  
 275  
 280  
 Cys Asp Glu Cys His Ser Thr Asp Ala Thr Ser Ile Leu Gly Ile Gly  
 290  
 295  
 300  
 Thr Val Leu Asp Gln Ala Glu Thr Ala Gly Ala Arg Leu Thr Val Leu  
 305  
 310  
 315  
 320  
 Ala Thr Ala Thr Pro Pro Gly Ser Val Thr Val Pro His Pro Asn Ile  
 325  
 330  
 335  
 Glu Glu Val Ala Leu Ser Thr Thr Gly Glu Ile Pro Phe Tyr Gly Lys  
 340  
 345  
 350  
 Ala Ile Pro Leu Glu Ala Ile Lys Gly Gly Arg His Leu Ile Phe Cys  
 355  
 360  
 365  
 His Ser Lys Lys Lys Cys Asp Glu Leu Ala Ala Lys Leu Val Ala Leu  
 370  
 375  
 380  
 Gly Val Asn Ala Val Ala Tyr Tyr Arg Gly Leu Asp Val Ser Val Ile  
 385  
 390  
 400  
 Pro Thr Ser Gly Asp Val Val Val Val Ala Thr Asp Ala Leu Met Thr  
 405  
 410  
 415  
 Gly Phe Thr Gly Asp Phe Asp Ser Val Ile Asp Cys Asn Thr Cys Val  
 420  
 425  
 430  
 Thr Gln Thr Val Asp Phe Ser Leu Asp Pro Thr Phe Thr Ile Glu Thr  
 435  
 440  
 445  
 Ile Thr Leu Pro Gln Asp Ala Val Ser Arg Thr Gln Arg Arg Gly Arg  
 450  
 455  
 460  
 Thr Gly Arg Gly Lys Pro Gly Ile Tyr Arg Phe Val Ala Pro Gly Glu  
 465  
 470  
 475  
 480  
 Arg Pro Ser Gly Met Phe Asp Ser Ser Val Leu Cys Glu Cys Tyr Asp  
 485  
 490  
 495  
 Ala Gly Cys Ala Trp Tyr Glu Leu Thr Pro Ala Glu Thr Thr Val Arg  
 500  
 505  
 510  
 Leu Arg Ala Tyr Met Asn Thr Pro Gly Leu Pro Val Cys Gln Asp His  
 515  
 520  
 525  
 Leu Glu Phe Trp Glu Gly Val Phe Thr Gly Leu Thr His Ile Asp Ala  
 530  
 535  
 540  
 His Phe Leu Ser Gln Thr Lys Gln Ser Gly Glu Asn Leu Pro Tyr Leu  
 545  
 550  
 555  
 560  
 Val Ala Tyr Gln Ala Thr Val Cys Ala Arg Ala Gln Ala Pro Pro Pro  
 565  
 570  
 575  
 Ser Trp Asp Gln Met Trp Lys Cys Leu Ile Arg Leu Lys Pro Thr Leu  
 580  
 585  
 590  
 His Gly Pro Thr Pro Leu Leu Tyr Arg Leu Gly Ala Val Gln Asn Glu  
 595  
 600  
 605  
 Val Thr Leu Thr His Pro Val Thr Lys Tyr Ile Met Thr Cys Met Ser  
 610  
 615  
 620  
 Ala Asp Leu Glu Val Val Thr Ser Thr Trp Val Leu Val Gly Gly Val  
 625  
 630  
 635  
 640  
 Leu Ala Ala Leu Ala Ala Tyr Cys Leu Ser Thr Gly Cys Val Val Ile  
 645  
 650  
 655  
 Val Gly Arg Ile Val Leu Ser Gly Lys Pro Ala Ile Ile Pro Asp Arg  
 660  
 665  
 670  
 Glu Val Leu Tyr Arg Glu Phe Asp Glu Met Glu Glu Cys  
 675  
 680  
 685

<210> 215

<211> 685

<212> PRT

<213> Artificial Sequence

<220>

<223> Mutant Hepatitis C virus NS3/4A peptide

<400> 215

Ala Pro Ile Thr Ala Tyr Ala Gln Gln Thr Arg Gly Leu Leu Gly Cys  
 1 5 10 15  
 Ile Ile Thr Ser Leu Thr Gly Arg Asp Lys Asn Gln Val Glu Gly Glu  
 20 25 30  
 Val Gln Ile Val Ser Thr Ala Ala Gln Thr Phe Leu Ala Thr Cys Ile  
 35 40 45  
 Asn Gly Val Cys Trp Thr Val Tyr His Gly Ala Gly Thr Arg Thr Ile  
 50 55 60  
 Ala Ser Pro Lys Gly Pro Val Ile Gln Met Tyr Thr Asn Val Asp Gln  
 65 70 75 80  
 Asp Leu Val Gly Trp Pro Ala Pro Gln Gly Ala Arg Ser Leu Thr Pro  
 85 90 95  
 Cys Thr Cys Gly Ser Ser Asp Leu Tyr Leu Val Thr Arg His Ala Asp  
 100 105 110  
 Val Ile Pro Val Arg Arg Arg Gly Asp Gly Arg Gly Ser Leu Leu Ser  
 115 120 125  
 Pro Arg Pro Ile Ser Tyr Leu Lys Gly Ser Ser Gly Gly Pro Leu Leu  
 130 135 140  
 Cys Pro Ala Gly His Ala Val Gly Ile Phe Arg Ala Ala Val Cys Thr  
 145 150 155 160  
 Arg Gly Val Ala Lys Ala Val Asp Phe Ile Pro Val Glu Ser Leu Ala  
 165 170 175  
 Thr Thr Met Arg Ser Pro Val Phe Ser Asp Asn Ser Ser Pro Pro Ala  
 180 185 190  
 Val Pro Gln Ser Tyr Gln Val Ala His Leu His Ala Pro Thr Gly Ser  
 195 200 205  
 Gly Lys Ser Thr Lys Val Pro Ala Ala Tyr Ala Ala Gln Gly Tyr Lys  
 210 215 220  
 Val Leu Val Leu Asn Pro Ser Val Ala Ala Thr Met Gly Phe Gly Ala  
 225 230 235 240  
 Tyr Met Ser Lys Ala His Gly Ile Asp Pro Asn Ile Arg Thr Gly Val  
 245 250 255  
 Arg Thr Ile Thr Thr Gly Ser Pro Ile Thr Tyr Ser Thr Tyr Gly Lys  
 260 265 270  
 Phe Leu Ala Asp Gly Gly Cys Ser Gly Gly Ala Tyr Asp Ile Ile Ile  
 275 280 285  
 Cys Asp Glu Cys His Ser Thr Asp Ala Thr Ser Ile Leu Gly Ile Gly  
 290 295 300  
 Thr Val Leu Asp Gln Ala Glu Thr Ala Gly Ala Arg Leu Thr Val Leu  
 305 310 315 320  
 Ala Thr Ala Thr Pro Pro Gly Ser Val Thr Val Pro His Pro Asn Ile  
 325 330 335  
 Glu Glu Val Ala Leu Ser Thr Thr Gly Glu Ile Pro Phe Tyr Gly Lys  
 340 345 350  
 Ala Ile Pro Leu Glu Ala Ile Lys Gly Gly Arg His Leu Ile Phe Cys  
 355 360 365  
 His Ser Lys Lys Lys Cys Asp Glu Leu Ala Ala Lys Leu Val Ala Leu  
 370 375 380  
 Gly Val Asn Ala Val Ala Tyr Tyr Arg Gly Leu Asp Val Ser Val Ile  
 385 390 395 400

Pro Thr Ser Gly Asp Val Val Val Val Ala Thr Asp Ala Leu Met Thr  
 405 410 415  
 Gly Phe Thr Gly Asp Phe Asp Ser Val Ile Asp Cys Asn Thr Cys Val  
 420 425 430  
 Thr Gln Thr Val Asp Phe Ser Leu Asp Pro Thr Phe Thr Ile Glu Thr  
 435 440 445  
 Ile Thr Leu Pro Gln Asp Ala Val Ser Arg Thr Gln Arg Arg Gly Arg  
 450 455 460  
 Thr Gly Arg Gly Lys Pro Gly Ile Tyr Arg Phe Val Ala Pro Gly Glu  
 465 470 475 480  
 Arg Pro Ser Gly Met Phe Asp Ser Ser Val Leu Cys Glu Cys Tyr Asp  
 485 490 495  
 Ala Gly Cys Ala Trp Tyr Glu Leu Thr Pro Ala Glu Thr Thr Val Arg  
 500 505 510  
 Leu Arg Ala Tyr Met Asn Thr Pro Gly Leu Pro Val Cys Gln Asp His  
 515 520 525  
 Leu Glu Phe Trp Glu Gly Val Phe Thr Gly Leu Thr His Ile Asp Ala  
 530 535 540  
 His Phe Leu Ser Gln Thr Lys Gln Ser Gly Glu Asn Leu Pro Tyr Leu  
 545 550 555 560  
 Val Ala Tyr Gln Ala Thr Val Cys Ala Arg Ala Gln Ala Pro Pro Pro  
 565 570 575  
 Ser Trp Asp Gln Met Trp Lys Cys Leu Ile Arg Leu Lys Pro Thr Leu  
 580 585 590  
 His Gly Pro Thr Pro Leu Leu Tyr Arg Leu Gly Ala Val Gln Asn Glu  
 595 600 605  
 Val Thr Leu Thr His Pro Val Thr Lys Tyr Ile Met Thr Cys Met Ser  
 610 615 620  
 Ala Asp Leu Glu Val Val Thr Ser Thr Trp Val Leu Val Gly Gly Val  
 625 630 635 640  
 Leu Ala Ala Leu Ala Ala Tyr Cys Leu Ser Thr Gly Cys Val Val Ile  
 645 650 655  
 Val Gly Arg Ile Val Leu Ser Gly Lys Pro Ala Ile Ile Pro Asp Arg  
 660 665 670  
 Glu Val Leu Tyr Arg Glu Phe Asp Glu Met Glu Glu Cys  
 675 680 685

<210> 216  
 <211> 685  
 <212> PRT  
 <213> Artificial Sequence

<220>  
 <223> Mutant Hepatitis C virus NS3/4A peptide

<400> 216  
 Ala Pro Ile Thr Ala Tyr Ala Gln Gln Thr Arg Gly Leu Leu Gly Cys  
 1 5 10 15  
 Ile Ile Thr Ser Leu Thr Gly Arg Asp Lys Asn Gln Val Glu Gly Glu  
 20 25 30  
 Val Gln Ile Val Ser Thr Ala Ala Gln Thr Phe Leu Ala Thr Cys Ile  
 35 40 45  
 Asn Gly Val Cys Trp Thr Val Tyr His Gly Ala Gly Thr Arg Thr Ile  
 50 55 60  
 Ala Ser Pro Lys Gly Pro Val Ile Gln Met Tyr Thr Asn Val Asp Gln  
 65 70 75 80

Asp Leu Val Gly Trp Pro Ala Pro Gln Gly Ala Arg Ser Leu Thr Pro  
 85 90 95  
 Cys Thr Cys Gly Ser Ser Asp Leu Tyr Leu Val Thr Arg His Ala Asp  
 100 105 110  
 Val Ile Pro Val Arg Arg Arg Gly Asp Gly Arg Gly Ser Leu Leu Ser  
 115 120 125  
 Pro Arg Pro Ile Ser Tyr Leu Lys Gly Ser Ser Gly Gly Pro Leu Leu  
 130 135 140  
 Cys Pro Ala Gly His Ala Val Gly Ile Phe Arg Ala Ala Val Cys Thr  
 145 150 155 160  
 Arg Gly Val Ala Lys Ala Val Asp Phe Ile Pro Val Glu Ser Leu Glu  
 165 170 175  
 Ala Thr Met Arg Ser Pro Val Phe Ser Asp Asn Ser Ser Pro Pro Ala  
 180 185 190  
 Val Pro Gln Ser Tyr Gln Val Ala His Leu His Ala Pro Thr Gly Ser  
 195 200 205  
 Gly Lys Ser Thr Lys Val Pro Ala Ala Tyr Ala Ala Gln Gly Tyr Lys  
 210 215 220  
 Val Leu Val Leu Asn Pro Ser Val Ala Ala Thr Met Gly Phe Gly Ala  
 225 230 235 240  
 Tyr Met Ser Lys Ala His Gly Ile Asp Pro Asn Ile Arg Thr Gly Val  
 245 250 255  
 Arg Thr Ile Thr Thr Gly Ser Pro Ile Thr Tyr Ser Thr Tyr Gly Lys  
 260 265 270  
 Phe Leu Ala Asp Gly Gly Cys Ser Gly Gly Ala Tyr Asp Ile Ile Ile  
 275 280 285  
 Cys Asp Glu Cys His Ser Thr Asp Ala Thr Ser Ile Leu Gly Ile Gly  
 290 295 300  
 Thr Val Leu Asp Gln Ala Glu Thr Ala Gly Ala Arg Leu Thr Val Leu  
 305 310 315 320  
 Ala Thr Ala Thr Pro Pro Gly Ser Val Thr Val Pro His Pro Asn Ile  
 325 330 335  
 Glu Glu Val Ala Leu Ser Thr Thr Gly Glu Ile Pro Phe Tyr Gly Lys  
 340 345 350  
 Ala Ile Pro Leu Glu Ala Ile Lys Gly Gly Arg His Leu Ile Phe Cys  
 355 360 365  
 His Ser Lys Lys Lys Cys Asp Glu Leu Ala Ala Lys Leu Val Ala Leu  
 370 375 380  
 Gly Val Asn Ala Val Ala Tyr Tyr Arg Gly Leu Asp Val Ser Val Ile  
 385 390 395 400  
 Pro Thr Ser Gly Asp Val Val Val Val Ala Thr Asp Ala Leu Met Thr  
 405 410 415  
 Gly Phe Thr Gly Asp Phe Asp Ser Val Ile Asp Cys Asn Thr Cys Val  
 420 425 430  
 Thr Gln Thr Val Asp Phe Ser Leu Asp Pro Thr Phe Thr Ile Glu Thr  
 435 440 445  
 Ile Thr Leu Pro Gln Asp Ala Val Ser Arg Thr Gln Arg Arg Gly Arg  
 450 455 460  
 Thr Gly Arg Gly Lys Pro Gly Ile Tyr Arg Phe Val Ala Pro Gly Glu  
 465 470 475 480  
 Arg Pro Ser Gly Met Phe Asp Ser Ser Val Leu Cys Glu Cys Tyr Asp  
 485 490 495  
 Ala Gly Cys Ala Trp Tyr Glu Leu Thr Pro Ala Glu Thr Thr Val Arg  
 500 505 510  
 Leu Arg Ala Tyr Met Asn Thr Pro Gly Leu Pro Val Cys Gln Asp His  
 515 520 525  
 Leu Glu Phe Trp Glu Gly Val Phe Thr Gly Leu Thr His Ile Asp Ala

```

530                    535                    540
His Phe Leu Ser Gln Thr Lys Gln Ser Gly Glu Asn Leu Pro Tyr Leu
545                    550                    555                    560
Val Ala Tyr Gln Ala Thr Val Cys Ala Arg Ala Gln Ala Pro Pro Pro
                    565                    570                    575
Ser Trp Asp Gln Met Trp Lys Cys Leu Ile Arg Leu Lys Pro Thr Leu
                    580                    585                    590
His Gly Pro Thr Pro Leu Leu Tyr Arg Leu Gly Ala Val Gln Asn Glu
                    595                    600                    605
Val Thr Leu Thr His Pro Val Thr Lys Tyr Ile Met Thr Cys Met Ser
610                    615                    620
Ala Asp Leu Glu Val Val Thr Ser Thr Trp Val Leu Val Gly Gly Val
625                    630                    635                    640
Leu Ala Ala Leu Ala Ala Tyr Cys Leu Ser Thr Gly Cys Val Val Ile
                    645                    650                    655
Val Gly Arg Ile Val Leu Ser Gly Lys Pro Ala Ile Ile Pro Asp Arg
660                    665                    670
Glu Val Leu Tyr Arg Glu Phe Asp Glu Met Glu Glu Cys
675                    680                    685

```

```

<210> 217
<211> 685
<212> PRT
<213> Artificial Sequence

<220>
<223> Mutant Hepatitis C virus NS3/4A peptide

```

```

<400> 217
Ala Pro Ile Thr Ala Tyr Ala Gln Gln Thr Arg Gly Leu Leu Gly Cys
1                    5                    10                    15
Ile Ile Thr Ser Leu Thr Gly Arg Asp Lys Asn Gln Val Glu Gly Glu
20                    25                    30
Val Gln Ile Val Ser Thr Ala Ala Gln Thr Phe Leu Ala Thr Cys Ile
35                    40                    45
Asn Gly Val Cys Trp Thr Val Tyr His Gly Ala Gly Thr Arg Thr Ile
50                    55                    60
Ala Ser Pro Lys Gly Pro Val Ile Gln Met Tyr Thr Asn Val Asp Gln
65                    70                    75                    80
Asp Leu Val Gly Trp Pro Ala Pro Gln Gly Ala Arg Ser Leu Thr Pro
85                    90                    95
Cys Thr Cys Gly Ser Ser Asp Leu Tyr Leu Val Thr Arg His Ala Asp
100                   105                   110
Val Ile Pro Val Arg Arg Arg Gly Asp Gly Arg Gly Ser Leu Leu Ser
115                   120                   125
Pro Arg Pro Ile Ser Tyr Leu Lys Gly Ser Ser Gly Gly Pro Leu Leu
130                   135                   140
Cys Pro Ala Gly His Ala Val Gly Ile Phe Arg Ala Ala Val Cys Thr
145                   150                   155                   160
Arg Gly Val Ala Lys Ala Val Asp Phe Ile Pro Val Glu Ser Leu Glu
165                   170                   175
Thr Ala Met Arg Ser Pro Val Phe Ser Asp Asn Ser Ser Pro Pro Ala
180                   185                   190
Val Pro Gln Ser Tyr Gln Val Ala His Leu His Ala Pro Thr Gly Ser
195                   200                   205
Gly Lys Ser Thr Lys Val Pro Ala Ala Tyr Ala Ala Gln Gly Tyr Lys

```

210	215	220
Val Leu Val Leu Asn Pro Ser Val Ala Ala Thr Met Gly Phe Gly Ala		
225	230	235
Tyr Met Ser Lys Ala His Gly Ile Asp Pro Asn Ile Arg Thr Gly Val		240
	245	250
Arg Thr Ile Thr Thr Gly Ser Pro Ile Thr Tyr Ser Thr Tyr Gly Lys		255
	260	265
Phe Leu Ala Asp Gly Gly Cys Ser Gly Gly Ala Tyr Asp Ile Ile Ile		270
	275	280
Cys Asp Glu Cys His Ser Thr Asp Ala Thr Ser Ile Leu Gly Ile Gly		285
	290	295
Thr Val Leu Asp Gln Ala Glu Thr Ala Gly Ala Arg Leu Thr Val Leu		300
305	310	315
Ala Thr Ala Thr Pro Pro Gly Ser Val Thr Val Pro His Pro Asn Ile		320
	325	330
Glu Glu Val Ala Leu Ser Thr Thr Gly Glu Ile Pro Phe Tyr Gly Lys		335
	340	345
Ala Ile Pro Leu Glu Ala Ile Lys Gly Gly Arg His Leu Ile Phe Cys		350
	355	360
His Ser Lys Lys Lys Cys Asp Glu Leu Ala Ala Lys Leu Val Ala Leu		365
	370	375
Gly Val Asn Ala Val Ala Tyr Tyr Arg Gly Leu Asp Val Ser Val Ile		380
385	390	395
Pro Thr Ser Gly Asp Val Val Val Val Ala Thr Asp Ala Leu Met Thr		400
	405	410
Gly Phe Thr Gly Asp Phe Asp Ser Val Ile Asp Cys Asn Thr Cys Val		415
	420	425
Thr Gln Thr Val Asp Phe Ser Leu Asp Pro Thr Phe Thr Ile Glu Thr		430
	435	440
Ile Thr Leu Pro Gln Asp Ala Val Ser Arg Thr Gln Arg Arg Gly Arg		445
	450	455
Thr Gly Arg Gly Lys Pro Gly Ile Tyr Arg Phe Val Ala Pro Gly Glu		460
465	470	475
Arg Pro Ser Gly Met Phe Asp Ser Ser Val Leu Cys Glu Cys Tyr Asp		480
	485	490
Ala Gly Cys Ala Trp Tyr Glu Leu Thr Pro Ala Glu Thr Thr Val Arg		495
	500	505
Leu Arg Ala Tyr Met Asn Thr Pro Gly Leu Pro Val Cys Gln Asp His		510
	515	520
Leu Glu Phe Trp Glu Gly Val Phe Thr Gly Leu Thr His Ile Asp Ala		525
	530	535
His Phe Leu Ser Gln Thr Lys Gln Ser Gly Glu Asn Leu Pro Tyr Leu		540
545	550	555
Val Ala Tyr Gln Ala Thr Val Cys Ala Arg Ala Gln Ala Pro Pro Pro		560
	565	570
Ser Trp Asp Gln Met Trp Lys Cys Leu Ile Arg Leu Lys Pro Thr Leu		575
	580	585
His Gly Pro Thr Pro Leu Leu Tyr Arg Leu Gly Ala Val Gln Asn Glu		590
	595	600
Val Thr Leu Thr His Pro Val Thr Lys Tyr Ile Met Thr Cys Met Ser		605
	610	615
Ala Asp Leu Glu Val Val Thr Ser Thr Trp Val Leu Val Gly Gly Val		620
625	630	635
Leu Ala Ala Leu Ala Tyr Cys Leu Ser Thr Gly Cys Val Val Ile		640
	645	650
Val Gly Arg Ile Val Leu Ser Gly Lys Pro Ala Ile Ile Pro Asp Arg		655
	660	665
		670



Glu Val Leu Tyr Arg Glu Phe Asp Glu Met Glu Glu Cys  
675 680 685

- <210> 218
- <211> 685
- <212> PRT
- <213> Artificial Sequence

- <220>
- <223> Mutant Hepatitis C virus NS3/4A peptide

<400> 218  
Ala Pro Ile Thr Ala Tyr Ala Gln Gln Thr Arg Gly Leu Leu Gly Cys  
1 5 10 15  
Ile Ile Thr Ser Leu Thr Gly Arg Asp Lys Asn Gln Val Glu Gly Glu  
20 25 30  
Val Gln Ile Val Ser Thr Ala Ala Gln Thr Phe Leu Ala Thr Cys Ile  
35 40 45  
Asn Gly Val Cys Trp Thr Val Tyr His Gly Ala Gly Thr Arg Thr Ile  
50 55 60  
Ala Ser Pro Lys Gly Pro Val Ile Gln Met Tyr Thr Asn Val Asp Gln  
65 70 75 80  
Asp Leu Val Gly Trp Pro Ala Pro Gln Gly Ala Arg Ser Leu Thr Pro  
85 90 95  
Cys Thr Cys Gly Ser Ser Asp Leu Tyr Leu Val Thr Arg His Ala Asp  
100 105 110  
Val Ile Pro Val Arg Arg Arg Gly Asp Gly Arg Gly Ser Leu Leu Ser  
115 120 125  
Pro Arg Pro Ile Ser Tyr Leu Lys Gly Ser Ser Gly Gly Pro Leu Leu  
130 135 140  
Cys Pro Ala Gly His Ala Val Gly Ile Phe Arg Ala Ala Val Cys Thr  
145 150 155 160  
Arg Gly Val Ala Lys Ala Val Asp Phe Ile Pro Val Glu Ser Leu Glu  
165 170 175  
Thr Thr Ala Arg Ser Pro Val Phe Ser Asp Asn Ser Ser Pro Pro Ala  
180 185 190  
Val Pro Gln Ser Tyr Gln Val Ala His Leu His Ala Pro Thr Gly Ser  
195 200 205  
Gly Lys Ser Thr Lys Val Pro Ala Ala Tyr Ala Ala Gln Gly Tyr Lys  
210 215 220  
Val Leu Val Leu Asn Pro Ser Val Ala Ala Thr Met Gly Phe Gly Ala  
225 230 235 240  
Tyr Met Ser Lys Ala His Gly Ile Asp Pro Asn Ile Arg Thr Gly Val  
245 250 255  
Arg Thr Ile Thr Thr Gly Ser Pro Ile Thr Tyr Ser Thr Tyr Gly Lys  
260 265 270  
Phe Leu Ala Asp Gly Gly Cys Ser Gly Gly Ala Tyr Asp Ile Ile Ile  
275 280 285  
Cys Asp Glu Cys His Ser Thr Asp Ala Thr Ser Ile Leu Gly Ile Gly  
290 295 300  
Thr Val Leu Asp Gln Ala Glu Thr Ala Gly Ala Arg Leu Thr Val Leu  
305 310 315 320  
Ala Thr Ala Thr Pro Pro Gly Ser Val Thr Val Pro His Pro Asn Ile  
325 330 335  
Glu Glu Val Ala Leu Ser Thr Thr Gly Glu Ile Pro Phe Tyr Gly Lys  
340 345 350

Ala Ile Pro Leu Glu Ala Ile Lys Gly Gly Arg His Leu Ile Phe Cys  
 355 360 365  
 His Ser Lys Lys Lys Cys Asp Glu Leu Ala Ala Lys Leu Val Ala Leu  
 370 375 380  
 Gly Val Asn Ala Val Ala Tyr Tyr Arg Gly Leu Asp Val Ser Val Ile  
 385 390 395 400  
 Pro Thr Ser Gly Asp Val Val Val Val Ala Thr Asp Ala Leu Met Thr  
 405 410 415  
 Gly Phe Thr Gly Asp Phe Asp Ser Val Ile Asp Cys Asn Thr Cys Val  
 420 425 430  
 Thr Gln Thr Val Asp Phe Ser Leu Asp Pro Thr Phe Thr Ile Glu Thr  
 435 440 445  
 Ile Thr Leu Pro Gln Asp Ala Val Ser Arg Thr Gln Arg Arg Gly Arg  
 450 455 460  
 Thr Gly Arg Gly Lys Pro Gly Ile Tyr Arg Phe Val Ala Pro Gly Glu  
 465 470 475 480  
 Arg Pro Ser Gly Met Phe Asp Ser Ser Val Leu Cys Glu Cys Tyr Asp  
 485 490 495  
 Ala Gly Cys Ala Trp Tyr Glu Leu Thr Pro Ala Glu Thr Thr Val Arg  
 500 505 510  
 Leu Arg Ala Tyr Met Asn Thr Pro Gly Leu Pro Val Cys Gln Asp His  
 515 520 525  
 Leu Glu Phe Trp Glu Gly Val Phe Thr Gly Leu Thr His Ile Asp Ala  
 530 535 540  
 His Phe Leu Ser Gln Thr Lys Gln Ser Gly Glu Asn Leu Pro Tyr Leu  
 545 550 555 560  
 Val Ala Tyr Gln Ala Thr Val Cys Ala Arg Ala Gln Ala Pro Pro Pro  
 565 570 575  
 Ser Trp Asp Gln Met Trp Lys Cys Leu Ile Arg Leu Lys Pro Thr Leu  
 580 585 590  
 His Gly Pro Thr Pro Leu Leu Tyr Arg Leu Gly Ala Val Gln Asn Glu  
 595 600 605  
 Val Thr Leu Thr His Pro Val Thr Lys Tyr Ile Met Thr Cys Met Ser  
 610 615 620  
 Ala Asp Leu Glu Val Val Thr Ser Thr Trp Val Leu Val Gly Gly Val  
 625 630 635 640  
 Leu Ala Ala Leu Ala Tyr Cys Leu Ser Thr Gly Cys Val Val Ile  
 645 650 655  
 Val Gly Arg Ile Val Leu Ser Gly Lys Pro Ala Ile Ile Pro Asp Arg  
 660 665 670  
 Glu Val Leu Tyr Arg Glu Phe Asp Glu Met Glu Glu Cys  
 675 680 685

<210> 219  
 <211> 685  
 <212> PRT  
 <213> Artificial Sequence

<220>  
 <223> Mutant Hepatitis C virus NS3/4A peptide

<400> 219  
 Ala Pro Ile Thr Ala Tyr Ala Gln Gln Thr Arg Gly Leu Leu Gly Cys  
 1 5 10 15  
 Ile Ile Thr Ser Leu Thr Gly Arg Asp Lys Asn Gln Val Glu Gly Glu  
 20 25 30

Val Gln Ile Val Ser Thr Ala Ala Gln Thr Phe Leu Ala Thr Cys Ile  
 35 40 45  
 Asn Gly Val Cys Trp Thr Val Tyr His Gly Ala Gly Thr Arg Thr Ile  
 50 55 60  
 Ala Ser Pro Lys Gly Pro Val Ile Gln Met Tyr Thr Asn Val Asp Gln  
 65 70 75 80  
 Asp Leu Val Gly Trp Pro Ala Pro Gln Gly Ala Arg Ser Leu Thr Pro  
 85 90 95  
 Cys Thr Cys Gly Ser Ser Asp Leu Tyr Leu Val Thr Arg His Ala Asp  
 100 105 110  
 Val Ile Pro Val Arg Arg Arg Gly Asp Gly Arg Gly Ser Leu Leu Ser  
 115 120 125  
 Pro Arg Pro Ile Ser Tyr Leu Lys Gly Ser Ser Gly Gly Pro Leu Leu  
 130 135 140  
 Cys Pro Ala Gly His Ala Val Gly Ile Phe Arg Ala Ala Val Cys Thr  
 145 150 155 160  
 Arg Gly Val Ala Lys Ala Val Asp Phe Ile Pro Val Glu Ser Leu Glu  
 165 170 175  
 Thr Thr Met Ala Ser Pro Val Phe Ser Asp Asn Ser Ser Pro Pro Ala  
 180 185 190  
 Val Pro Gln Ser Tyr Gln Val Ala His Leu His Ala Pro Thr Gly Ser  
 195 200 205  
 Gly Lys Ser Thr Lys Val Pro Ala Ala Tyr Ala Ala Gln Gly Tyr Lys  
 210 215 220  
 Val Leu Val Leu Asn Pro Ser Val Ala Ala Thr Met Gly Phe Gly Ala  
 225 230 235 240  
 Tyr Met Ser Lys Ala His Gly Ile Asp Pro Asn Ile Arg Thr Gly Val  
 245 250 255  
 Arg Thr Ile Thr Thr Gly Ser Pro Ile Thr Tyr Ser Thr Tyr Gly Lys  
 260 265 270  
 Phe Leu Ala Asp Gly Gly Cys Ser Gly Gly Ala Tyr Asp Ile Ile Ile  
 275 280 285  
 Cys Asp Glu Cys His Ser Thr Asp Ala Thr Ser Ile Leu Gly Ile Gly  
 290 295 300  
 Thr Val Leu Asp Gln Ala Glu Thr Ala Gly Ala Arg Leu Thr Val Leu  
 305 310 315 320  
 Ala Thr Ala Thr Pro Pro Gly Ser Val Thr Val Pro His Pro Asn Ile  
 325 330 335  
 Glu Glu Val Ala Leu Ser Thr Thr Gly Glu Ile Pro Phe Tyr Gly Lys  
 340 345 350  
 Ala Ile Pro Leu Glu Ala Ile Lys Gly Gly Arg His Leu Ile Phe Cys  
 355 360 365  
 His Ser Lys Lys Lys Cys Asp Glu Leu Ala Ala Lys Leu Val Ala Leu  
 370 375 380  
 Gly Val Asn Ala Val Ala Tyr Tyr Arg Gly Leu Asp Val Ser Val Ile  
 385 390 395 400  
 Pro Thr Ser Gly Asp Val Val Val Val Ala Thr Asp Ala Leu Met Thr  
 405 410 415  
 Gly Phe Thr Gly Asp Phe Asp Ser Val Ile Asp Cys Asn Thr Cys Val  
 420 425 430  
 Thr Gln Thr Val Asp Phe Ser Leu Asp Pro Thr Phe Thr Ile Glu Thr  
 435 440 445  
 Ile Thr Leu Pro Gln Asp Ala Val Ser Arg Thr Gln Arg Arg Gly Arg  
 450 455 460  
 Thr Gly Arg Gly Lys Pro Gly Ile Tyr Arg Phe Val Ala Pro Gly Glu  
 465 470 475 480  
 Arg Pro Ser Gly Met Phe Asp Ser Ser Val Leu Cys Glu Cys Tyr Asp

485 490 495  
 Ala Gly Cys Ala Trp Tyr Glu Leu Thr Pro Ala Glu Thr Thr Val Arg  
 500 505 510  
 Leu Arg Ala Tyr Met Asn Thr Pro Gly Leu Pro Val Cys Gln Asp His  
 515 520 525  
 Leu Glu Phe Trp Glu Gly Val Phe Thr Gly Leu Thr His Ile Asp Ala  
 530 535 540  
 His Phe Leu Ser Gln Thr Lys Gln Ser Gly Glu Asn Leu Pro Tyr Leu  
 545 550 555 560  
 Val Ala Tyr Gln Ala Thr Val Cys Ala Arg Ala Gln Ala Pro Pro Pro  
 565 570 575  
 Ser Trp Asp Gln Met Trp Lys Cys Leu Ile Arg Leu Lys Pro Thr Leu  
 580 585 590  
 His Gly Pro Thr Pro Leu Leu Tyr Arg Leu Gly Ala Val Gln Asn Glu  
 595 600 605  
 Val Thr Leu Thr His Pro Val Thr Lys Tyr Ile Met Thr Cys Met Ser  
 610 615 620  
 Ala Asp Leu Glu Val Val Thr Ser Thr Trp Val Leu Val Gly Gly Val  
 625 630 635 640  
 Leu Ala Ala Leu Ala Ala Tyr Cys Leu Ser Thr Gly Cys Val Val Ile  
 645 650 655  
 Val Gly Arg Ile Val Leu Ser Gly Lys Pro Ala Ile Ile Pro Asp Arg  
 660 665 670  
 Glu Val Leu Tyr Arg Glu Phe Asp Glu Met Glu Glu Cys  
 675 680 685

<210> 220  
 <211> 685  
 <212> PRT  
 <213> Artificial Sequence

<220>  
 <223> Mutant Hepatitis C virus NS3/4A peptide

<400> 220  
 Ala Pro Ile Thr Ala Tyr Ala Gln Gln Thr Arg Gly Leu Leu Gly Cys  
 1 5 10 15  
 Ile Ile Thr Ser Leu Thr Gly Arg Asp Lys Asn Gln Val Glu Gly Glu  
 20 25 30  
 Val Gln Ile Val Ser Thr Ala Ala Gln Thr Phe Leu Ala Thr Cys Ile  
 35 40 45  
 Asn Gly Val Cys Trp Thr Val Tyr His Gly Ala Gly Thr Arg Thr Ile  
 50 55 60  
 Ala Ser Pro Lys Gly Pro Val Ile Gln Met Tyr Thr Asn Val Asp Gln  
 65 70 75 80  
 Asp Leu Val Gly Trp Pro Ala Pro Gln Gly Ala Arg Ser Leu Thr Pro  
 85 90 95  
 Cys Thr Cys Gly Ser Ser Asp Leu Tyr Leu Val Thr Arg His Ala Asp  
 100 105 110  
 Val Ile Pro Val Arg Arg Arg Gly Asp Gly Arg Gly Ser Leu Leu Ser  
 115 120 125  
 Pro Arg Pro Ile Ser Tyr Leu Lys Gly Ser Ser Gly Gly Pro Leu Leu  
 130 135 140  
 Cys Pro Ala Gly His Ala Val Gly Ile Phe Arg Ala Ala Val Cys Thr  
 145 150 155 160  
 Arg Gly Val Ala Lys Ala Val Asp Phe Ile Pro Val Glu Ser Leu Glu

				165					170						175
Thr	Thr	Met	Arg	Ala	Pro	Val	Phe	Ser	Asp	Asn	Ser	Ser	Pro	Pro	Ala
			180						185						190
Val	Pro	Gln	Ser	Tyr	Gln	Val	Ala	His	Leu	His	Ala	Pro	Thr	Gly	Ser
		195					200					205			
Gly	Lys	Ser	Thr	Lys	Val	Pro	Ala	Ala	Tyr	Ala	Ala	Gln	Gly	Tyr	Lys
	210				215						220				
Val	Leu	Val	Leu	Asn	Pro	Ser	Val	Ala	Ala	Thr	Met	Gly	Phe	Gly	Ala
225				230						235					240
Tyr	Met	Ser	Lys	Ala	His	Gly	Ile	Asp	Pro	Asn	Ile	Arg	Thr	Gly	Val
			245					250						255	
Arg	Thr	Ile	Thr	Thr	Gly	Ser	Pro	Ile	Thr	Tyr	Ser	Thr	Tyr	Gly	Lys
		260						265					270		
Phe	Leu	Ala	Asp	Gly	Gly	Cys	Ser	Gly	Gly	Ala	Tyr	Asp	Ile	Ile	Ile
		275					280					285			
Cys	Asp	Glu	Cys	His	Ser	Thr	Asp	Ala	Thr	Ser	Ile	Leu	Gly	Ile	Gly
	290				295						300				
Thr	Val	Leu	Asp	Gln	Ala	Glu	Thr	Ala	Gly	Ala	Arg	Leu	Thr	Val	Leu
305				310						315					320
Ala	Thr	Ala	Thr	Pro	Pro	Gly	Ser	Val	Thr	Val	Pro	His	Pro	Asn	Ile
			325						330					335	
Glu	Glu	Val	Ala	Leu	Ser	Thr	Thr	Gly	Glu	Ile	Pro	Phe	Tyr	Gly	Lys
		340						345					350		
Ala	Ile	Pro	Leu	Glu	Ala	Ile	Lys	Gly	Gly	Arg	His	Leu	Ile	Phe	Cys
		355					360					365			
His	Ser	Lys	Lys	Lys	Cys	Asp	Glu	Leu	Ala	Ala	Lys	Leu	Val	Ala	Leu
	370					375					380				
Gly	Val	Asn	Ala	Val	Ala	Tyr	Tyr	Arg	Gly	Leu	Asp	Val	Ser	Val	Ile
385				390						395					400
Pro	Thr	Ser	Gly	Asp	Val	Val	Val	Val	Ala	Thr	Asp	Ala	Leu	Met	Thr
			405						410					415	
Gly	Phe	Thr	Gly	Asp	Phe	Asp	Ser	Val	Ile	Asp	Cys	Asn	Thr	Cys	Val
			420					425					430		
Thr	Gln	Thr	Val	Asp	Phe	Ser	Leu	Asp	Pro	Thr	Phe	Thr	Ile	Glu	Thr
	435						440					445			
Ile	Thr	Leu	Pro	Gln	Asp	Ala	Val	Ser	Arg	Thr	Gln	Arg	Arg	Gly	Arg
	450				455						460				
Thr	Gly	Arg	Gly	Lys	Pro	Gly	Ile	Tyr	Arg	Phe	Val	Ala	Pro	Gly	Glu
465				470						475					480
Arg	Pro	Ser	Gly	Met	Phe	Asp	Ser	Ser	Val	Leu	Cys	Glu	Cys	Tyr	Asp
			485						490					495	
Ala	Gly	Cys	Ala	Trp	Tyr	Glu	Leu	Thr	Pro	Ala	Glu	Thr	Thr	Val	Arg
			500					505					510		
Leu	Arg	Ala	Tyr	Met	Asn	Thr	Pro	Gly	Leu	Pro	Val	Cys	Gln	Asp	His
	515					520						525			
Leu	Glu	Phe	Trp	Glu	Gly	Val	Phe	Thr	Gly	Leu	Thr	His	Ile	Asp	Ala
	530				535						540				
His	Phe	Leu	Ser	Gln	Thr	Lys	Gln	Ser	Gly	Glu	Asn	Leu	Pro	Tyr	Leu
545				550						555					560
Val	Ala	Tyr	Gln	Ala	Thr	Val	Cys	Ala	Arg	Ala	Gln	Ala	Pro	Pro	Pro
			565						570					575	
Ser	Trp	Asp	Gln	Met	Trp	Lys	Cys	Leu	Ile	Arg	Leu	Lys	Pro	Thr	Leu
			580					585					590		
His	Gly	Pro	Thr	Pro	Leu	Leu	Tyr	Arg	Leu	Gly	Ala	Val	Gln	Asn	Glu
	595						600					605			
Val	Thr	Leu	Thr	His	Pro	Val	Thr	Lys	Tyr	Ile	Met	Thr	Cys	Met	Ser
	610					615						620			

Ala	Asp	Leu	Glu	Val	Val	Thr	Ser	Thr	Trp	Val	Leu	Val	Gly	Gly	Val
625					630					635					640
Leu	Ala	Ala	Leu	Ala	Ala	Tyr	Cys	Leu	Ser	Thr	Gly	Cys	Val	Val	Ile
			645					650						655	
Val	Gly	Arg	Ile	Val	Leu	Ser	Gly	Lys	Pro	Ala	Ile	Ile	Pro	Asp	Arg
			660				665						670		
Glu	Val	Leu	Tyr	Arg	Glu	Phe	Asp	Glu	Met	Glu	Glu	Cys			
	675						680					685			