



US00D475779S

(12) **United States Design Patent** (10) **Patent No.:** **US D475,779 S**  
**Stout, Jr.** (45) **Date of Patent:** **\*\* Jun. 10, 2003**

(54) **OFFSET DUCT WITH AN INDENTED END**

OTHER PUBLICATIONS

(75) Inventor: **William K. Stout, Jr.**, Mason, OH (US)  
(73) Assignee: **Eastern Sheet Metal LLC**, Cincinnati, OH (US)  
(\*\*) Term: **14 Years**

Hallstroms Verkstader 2 page advertisement and an English translation of portions thereof. Mar. 21, 2000.  
"Sistema Di Tenuta Ring", Issued by Climovent System, an Italian Company; pp. 1-6 (Undated).  
"Veloduct" catalog 1997, ABB Ventilation Products AB, Division Veloduct.

(List continued on next page.)

(21) Appl. No.: **29/138,790**  
(22) Filed: **Mar. 20, 2001**

*Primary Examiner*—Mitchell Siegel  
*Assistant Examiner*—C Tuttle  
(74) *Attorney, Agent, or Firm*—Dinsmore & Shohl LLP

(51) **LOC (7) Cl.** ..... **23-04**  
(52) **U.S. Cl.** ..... **D23/393; D23/266**  
(58) **Field of Search** ..... D23/259, 262, D23/263, 266, 386, 287, 391, 393, 394; 138/111-117, DIG. 4, DIG. 11, 177, 167, 169; 285/47, 123.15, 123.16, 110, 374, 232-234, 123.1, 123.3-123.7, 123.9, 148.18, 148.22, 148.23, 148.24, 148.25, 179, 179.2, 181, 183, 332, 332.1, 334.5, 399, 189, 424, 347; 454/228-236, 243, 270, 903, 906; 126/307 R, 312, 307 A, 314-317

(57) **CLAIM**

The ornamental design for an offset duct with an indented end, as shown and described.

**DESCRIPTION**

(56) **References Cited**

U.S. PATENT DOCUMENTS

199,619 A \* 1/1878 Corby ..... 126/312  
287,494 A \* 10/1883 Barker ..... 285/183  
D25,709 S 6/1896 Pratt  
1,414,560 A \* 5/1922 Fat ..... 114/212  
1,565,918 A 12/1925 Fitzgerald

(List continued on next page.)

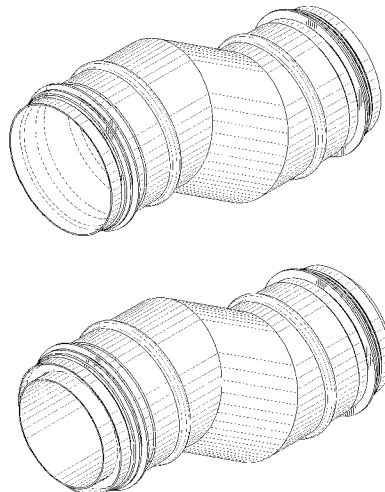
FOREIGN PATENT DOCUMENTS

DE 2840962 4/1979  
DK 150025 B 11/1986  
EP 092881 A2 11/1983  
EP 0273221 B1 7/1988  
EP 0389462 A1 9/1990

(List continued on next page.)

FIG. 1 is a front elevational view of a first embodiment of the offset duct with an indented end; the rear elevational view being a mirror image of FIG. 1;  
FIG. 2 is a front perspective view of the offset duct of FIG. 1;  
FIG. 3 is a left end view of the offset duct of FIG. 1;  
FIG. 4 is a right end view of the offset duct of FIG. 1;  
FIG. 5 is a top view of the offset duct of FIG. 1;  
FIG. 6 is a bottom view of the offset duct of FIG. 1;  
FIG. 7 is a front elevational view of a second embodiment of the offset duct with an indented end; the rear elevational view being a mirror image of FIG. 7;  
FIG. 8 is a front perspective view of the offset duct of FIG. 7;  
FIG. 9 is a left end view of the offset duct of FIG. 7;  
FIG. 10 is a right end view of the offset duct of FIG. 7;  
FIG. 11 is a top view of the offset duct of FIG. 7; and, FIG. 12 is a bottom view of the offset duct of FIG. 7.  
The broken lines shown in FIGS. 2-4 and 8-10 are for illustrative purposes only and form no part of the claimed design.

**1 Claim, 10 Drawing Sheets**



## U.S. PATENT DOCUMENTS

1,570,974 A 1/1926 Stevens  
 2,039,542 A \* 5/1936 Lindquist ..... 285/133.3  
 2,314,386 A 3/1943 Brend  
 2,379,632 A \* 7/1945 Foisey ..... 285/276  
 2,544,108 A 3/1951 Richardson  
 2,616,728 A \* 11/1952 Pitt ..... 285/47  
 2,930,635 A 3/1960 Woodling  
 3,015,510 A 1/1962 Bates  
 D195,243 S \* 5/1963 Kelly ..... D23/263  
 D234,847 S 4/1975 Hoffman  
 3,955,834 A 5/1976 Ahlrot  
 4,007,941 A 2/1977 Stancati  
 4,050,703 A 9/1977 Tuveesson et al.  
 4,193,246 A 3/1980 Schiefer et al.  
 4,216,981 A 8/1980 Jensen  
 4,369,159 A 1/1983 Irmer  
 D273,702 S 5/1984 Widerby et al.  
 4,664,421 A 5/1987 Jones  
 5,390,961 A \* 2/1995 Guthrie ..... 285/41  
 5,405,174 A 4/1995 Sondén et al.  
 5,407,122 A 4/1995 Stefansson et al.  
 D360,018 S 7/1995 Sondén et al.  
 D360,019 S 7/1995 Sondén et al.  
 D360,020 S 7/1995 Sondén et al.  
 D360,021 S 7/1995 Sondén et al.  
 D361,829 S 8/1995 Sondén et al.  
 D362,299 S 9/1995 Sondén et al.  
 D362,300 S 9/1995 Sondén et al.  
 5,452,922 A \* 9/1995 Ziu ..... 285/133.1  
 D363,115 S 10/1995 Lennartsson  
 5,473,815 A 12/1995 Sondén et al.  
 D367,316 S 2/1996 Sondén et al.  
 D368,304 S 3/1996 Morrison  
 5,531,460 A 7/1996 Stefansson et al.  
 D377,829 S 2/1997 Andresen  
 5,599,600 A 2/1997 Rau  
 5,649,662 A 7/1997 Krichau et al.  
 D383,053 S 9/1997 Schrader et al.  
 D383,195 S 9/1997 Sondén et al.  
 D383,196 S 9/1997 Sondén et al.  
 D386,246 S 11/1997 Sondén et al.  
 D402,354 S 12/1998 Strong et al.  
 D407,802 S 4/1999 Hatfield et al.  
 D427,667 S 7/2000 Stout, Jr.  
 D427,668 S 7/2000 Stout, Jr.  
 D427,673 S 7/2000 Stout, Jr.  
 D430,482 S 9/2000 Stout, Jr.  
 D435,090 S 12/2000 Stout, Jr.  
 D437,034 S 1/2001 Stout, Jr.  
 6,170,883 B1 1/2001 Mattsön et al.  
 D447,223 S 8/2001 Mattsson et al.  
 D454,949 S 3/2002 Mattsson et al.  
 D456,071 S 4/2002 Mattsson et al.

D456,072 S 4/2002 Mattsson et al.  
 D461,887 S 8/2002 Mattsson et al.  
 6,431,609 B1 8/2002 Andersson

## FOREIGN PATENT DOCUMENTS

EP 0758066 B1 2/1997  
 FR 2015241 4/1970  
 GB 1587018 3/1981  
 IT 1285018 3/1998  
 NO 174861 4/1994  
 SE 13987 1/1974  
 SE 17788 4/1976  
 SE 19819 4/1977  
 SE 25473 4/1980  
 SE 25610 4/1980  
 SE 26059 7/1980  
 SE 26995 12/1980  
 WO WO 9415133 7/1994

## OTHER PUBLICATIONS

*Ducts and Fittings* Product Brochure, Lindab Ltd., Northampton, Great Britain (undated), front and back covers and pp. 3-52.

U.S. patent application Ser. No. 29/138,761.  
 U.S. patent application Ser. No. 29/138,838.  
 U.S. patent application Ser. No. 29/138,820.  
 U.S. patent application Ser. No. 29/138,847.  
 U.S. patent application Ser. No. 29/138,785.  
 U.S. patent application Ser. No. 29/138,839.  
 U.S. patent application Ser. No. 29/138,830.  
 U.S. patent application Ser. No. 29/138,819.  
 U.S. patent application Ser. No. 29/138,818.  
 U.S. patent application Ser. No. 29/138,782.  
 U.S. patent application Ser. No. 29/138,783.  
 U.S. patent application Ser. No. 29/138,786.  
 U.S. patent application Ser. No. 29/138,771.  
 U.S. patent application Ser. No. 29/138,760.  
 U.S. patent application Ser. No. 29/138,836.  
 U.S. patent application Ser. No. 29/138,764.  
 U.S. patent application Ser. No. 29/138,668.  
 U.S. patent application Ser. No. 29/138,772.  
 U.S. patent application Ser. No. 29/138,784.  
 U.S. patent application Ser. No. 29/138,781.  
 U.S. patent application Ser. No. 29/138,842.  
 U.S. patent application Ser. No. 29/138,837.  
 U.S. patent application Ser. No. 29/138,763.  
 U.S. patent application Ser. No. 29/138,829.  
 U.S. patent application Ser. No. 29/138,762.

\* cited by examiner

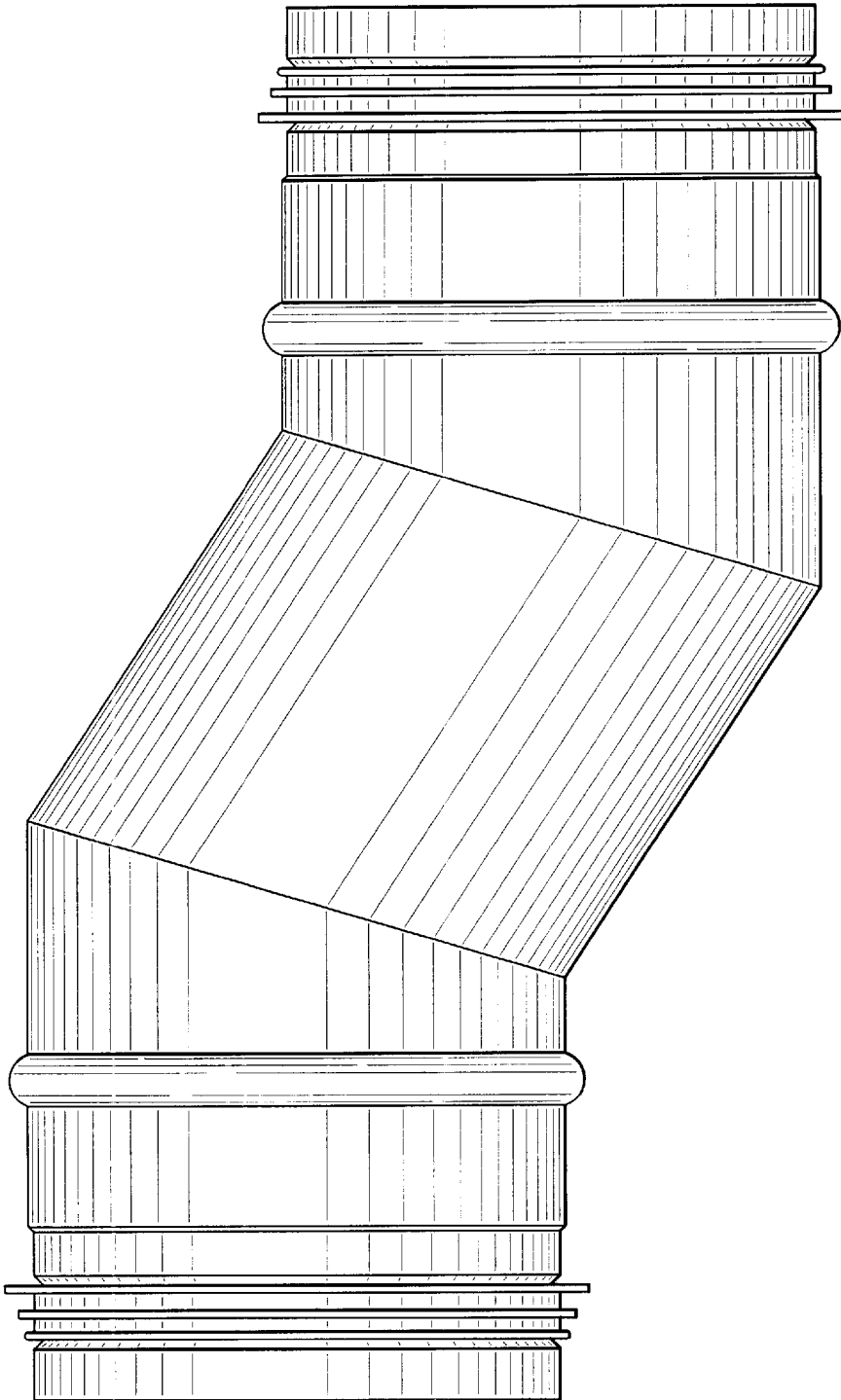


FIG. 1

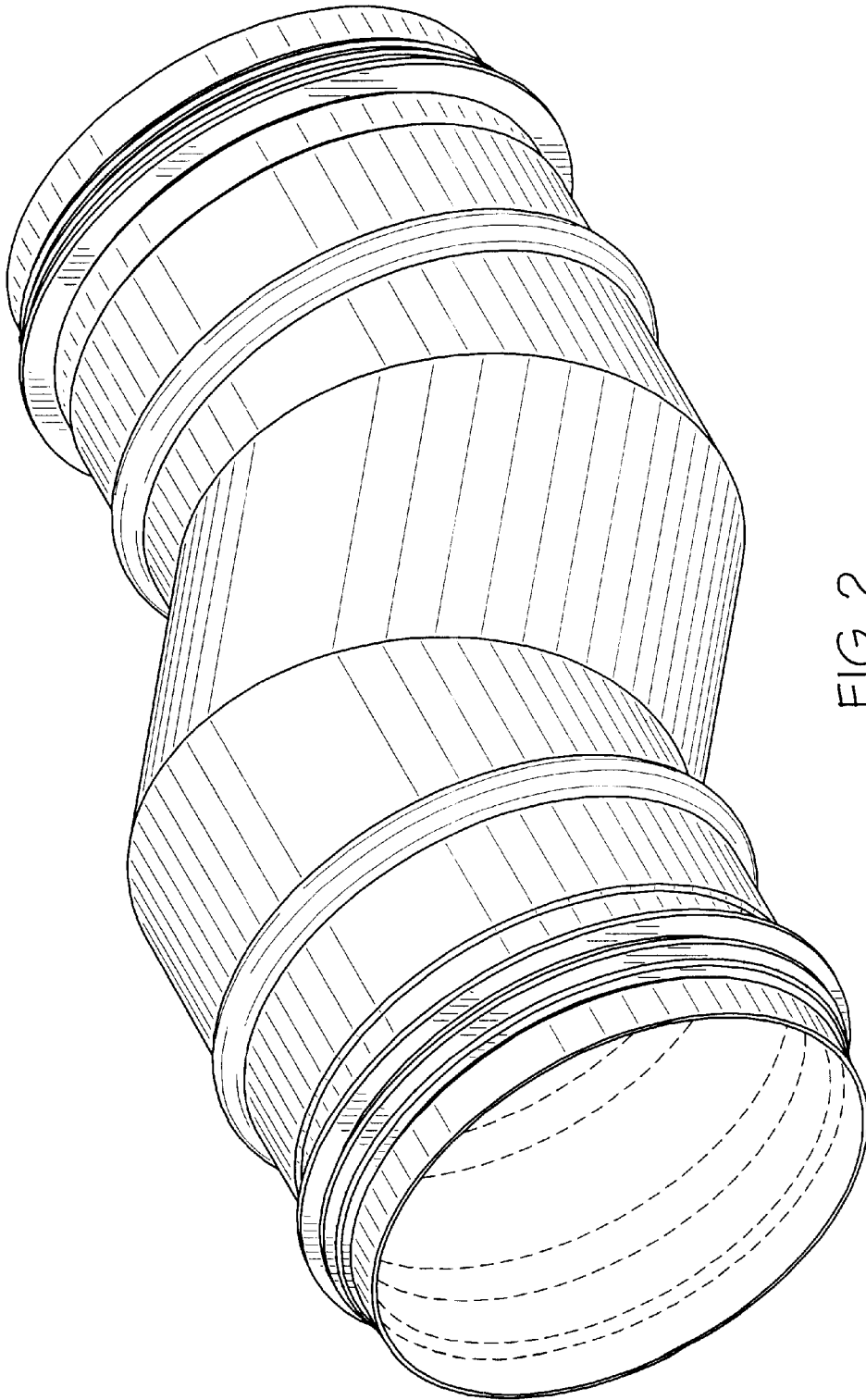


FIG. 2

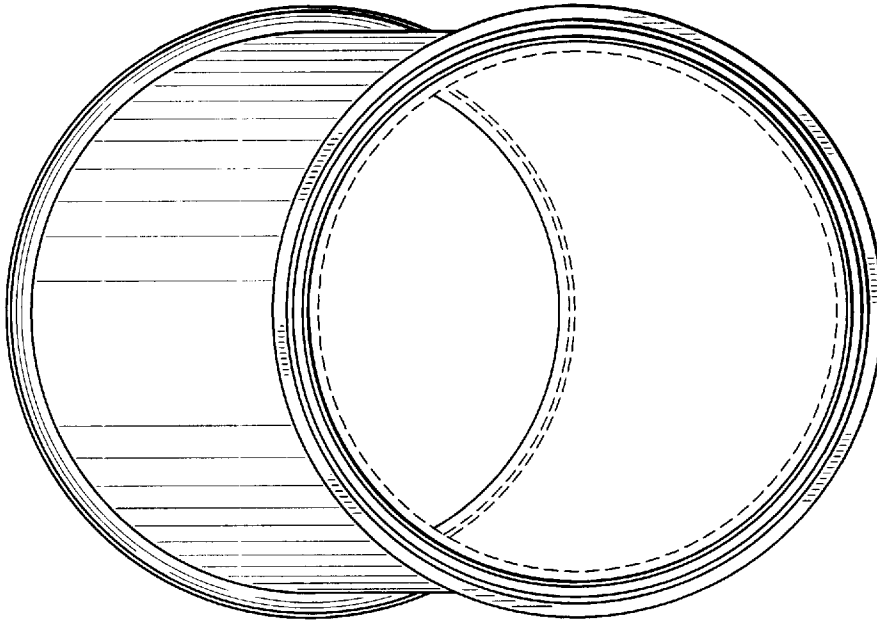


FIG. 4

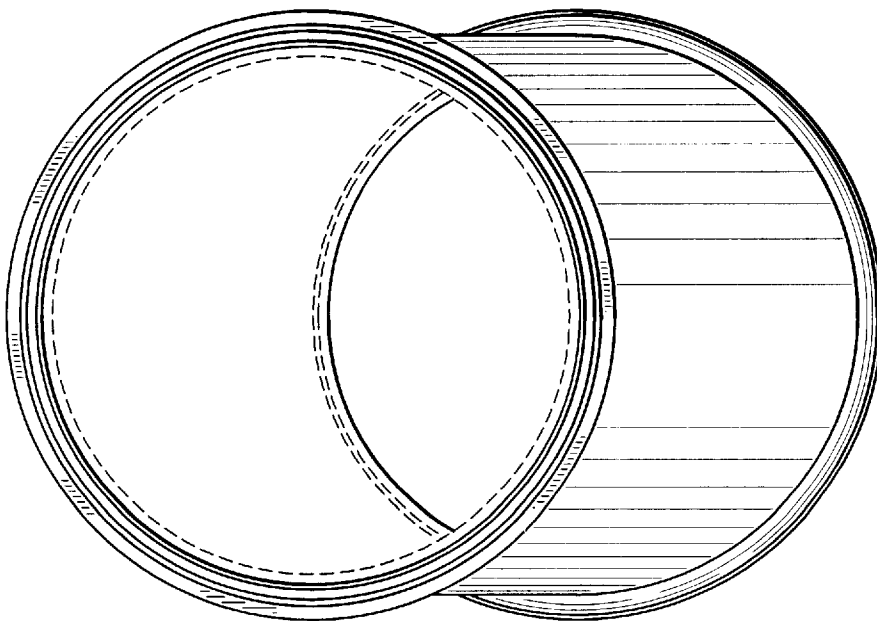


FIG. 3

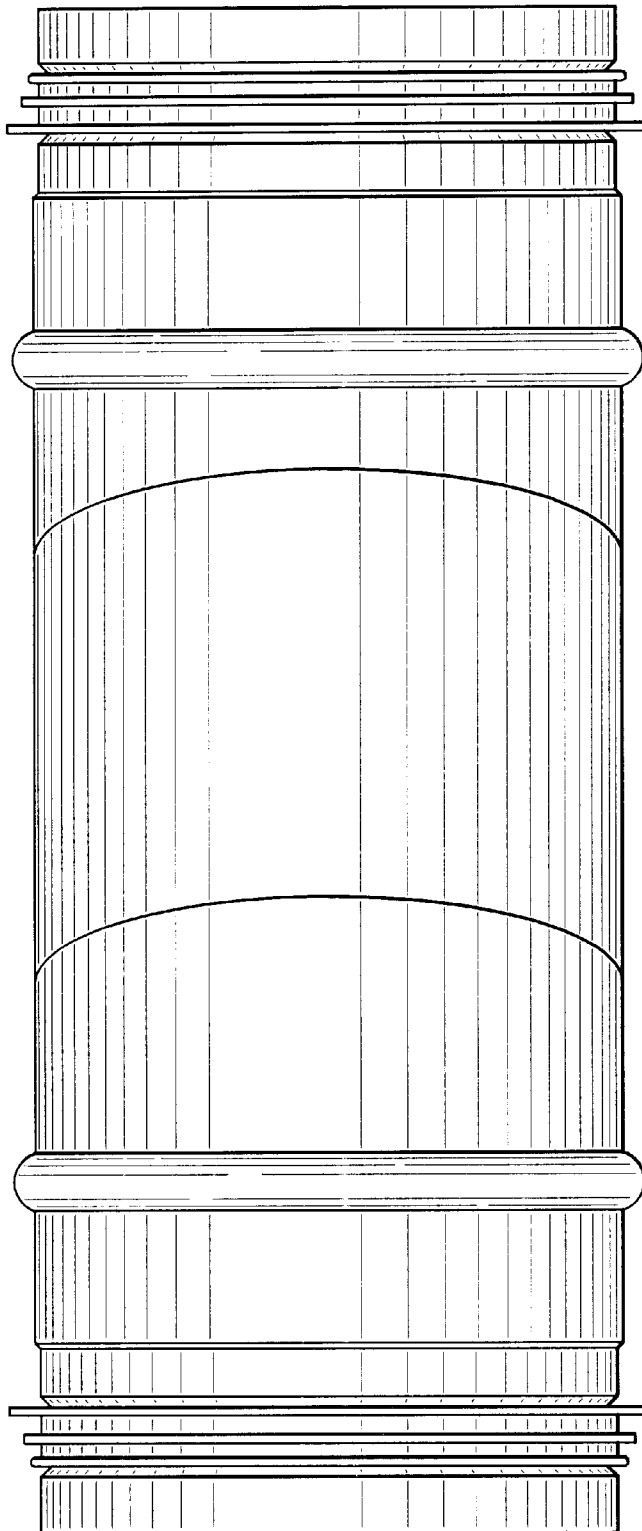


FIG. 5

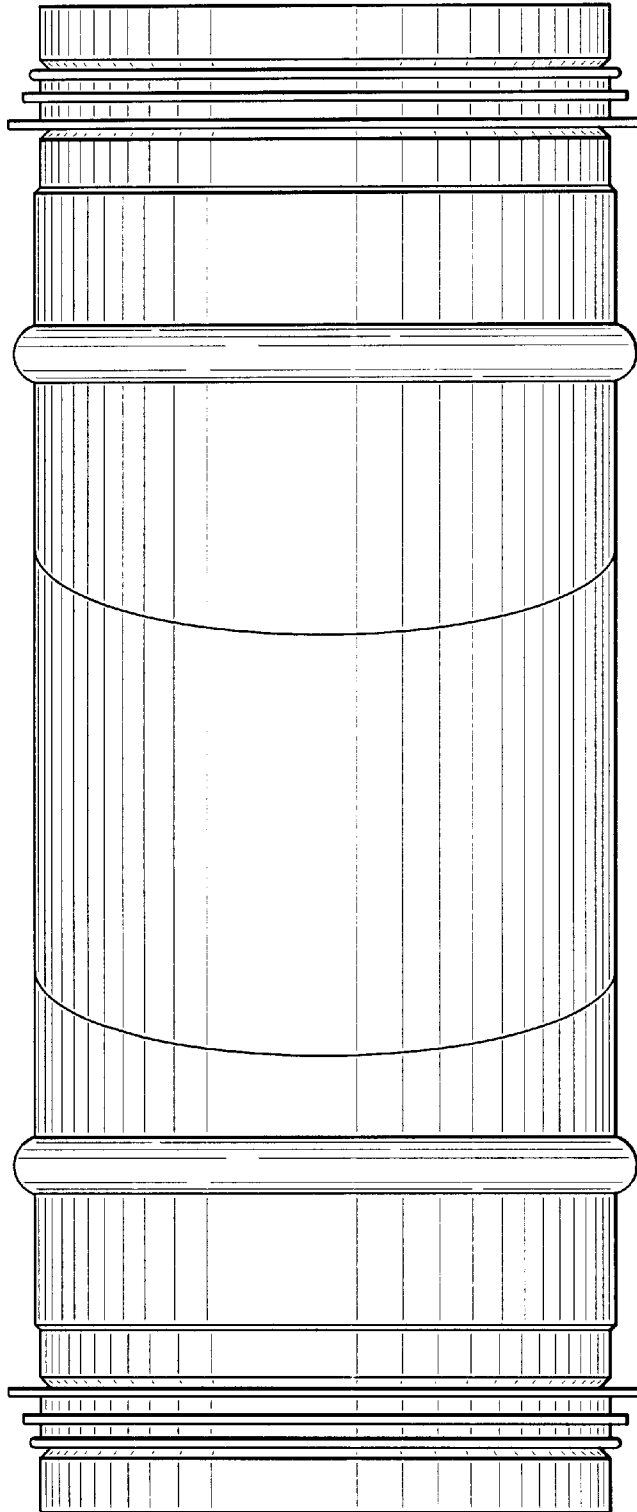


FIG. 6

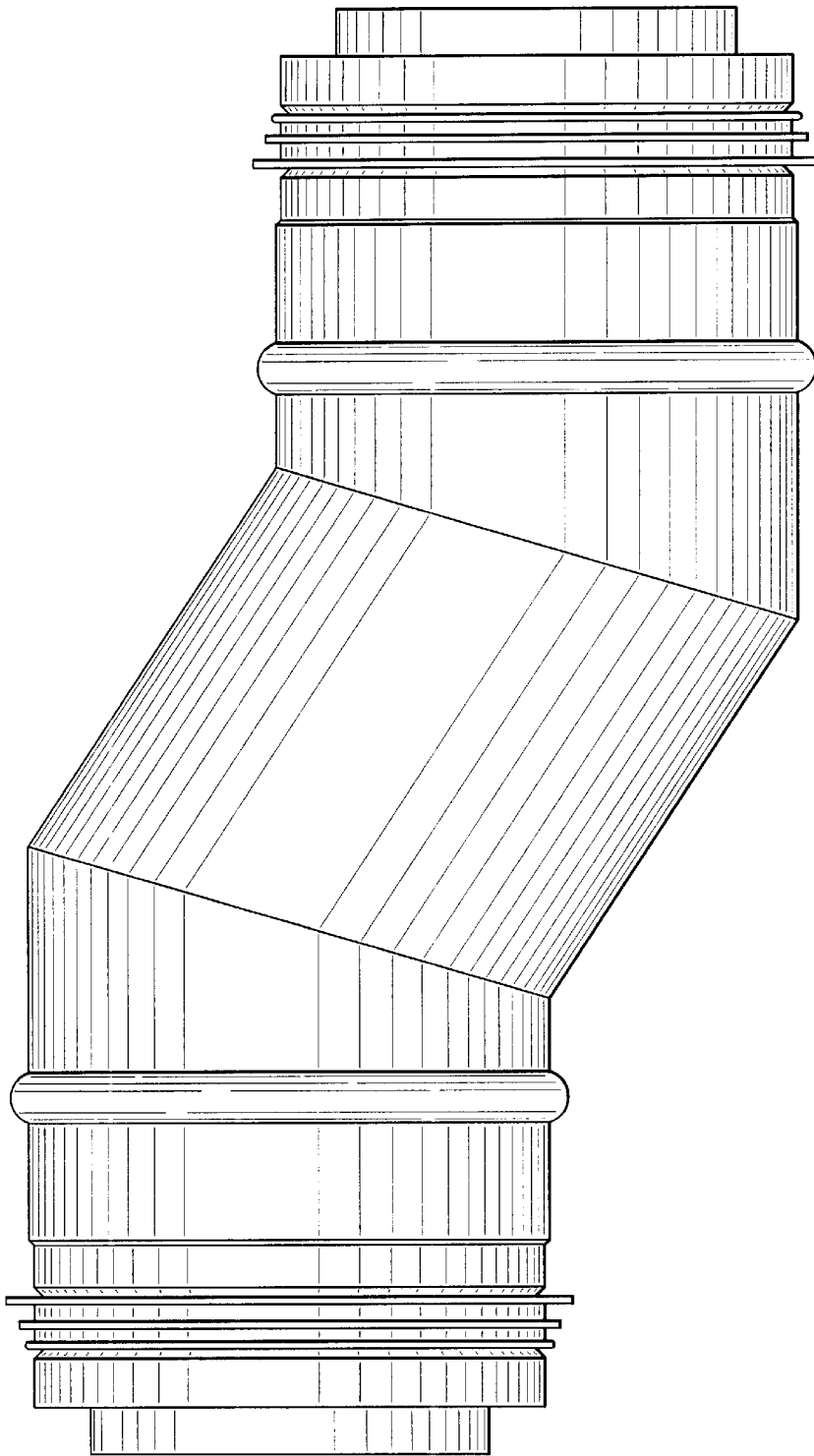


FIG. 7

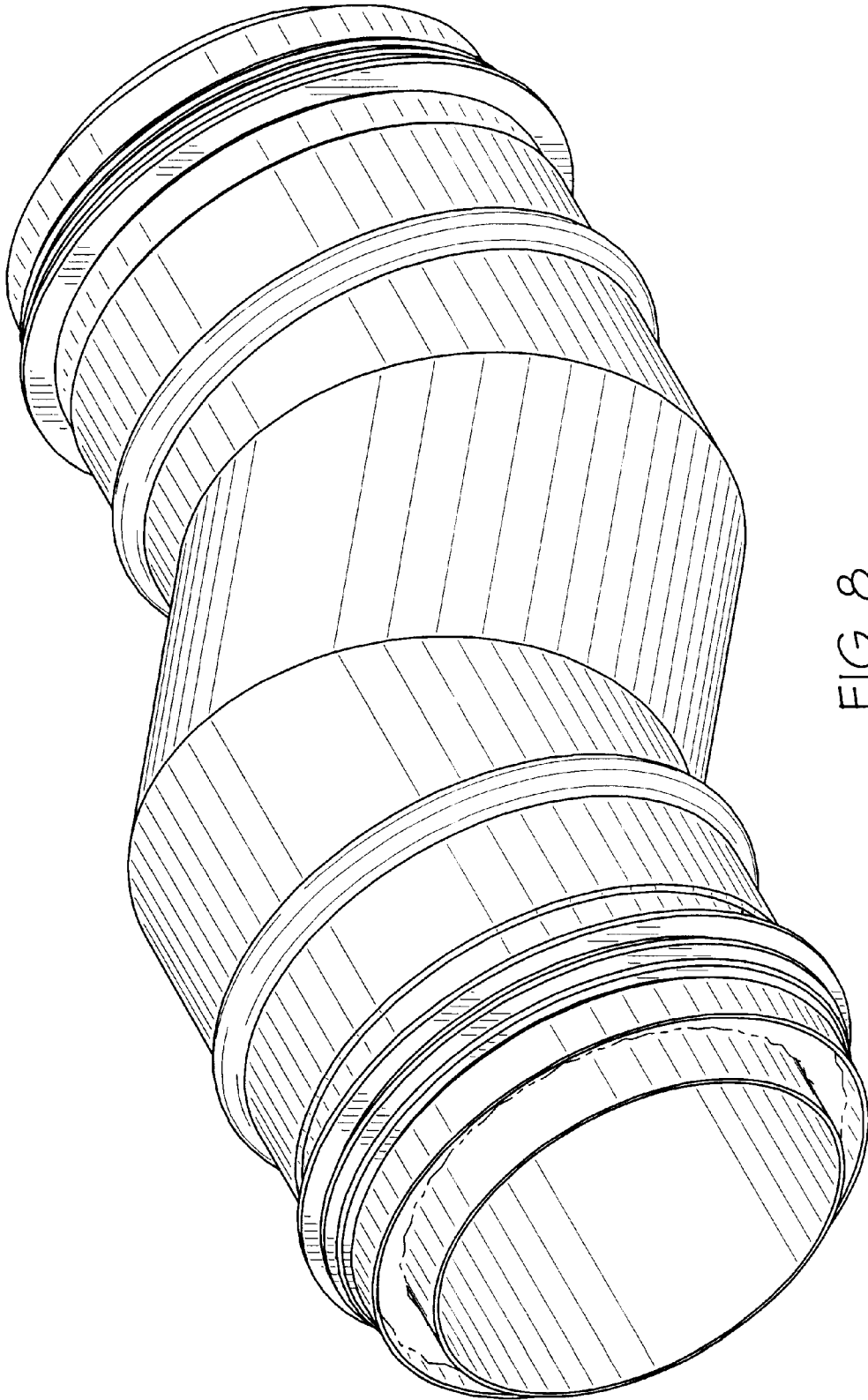


FIG. 8

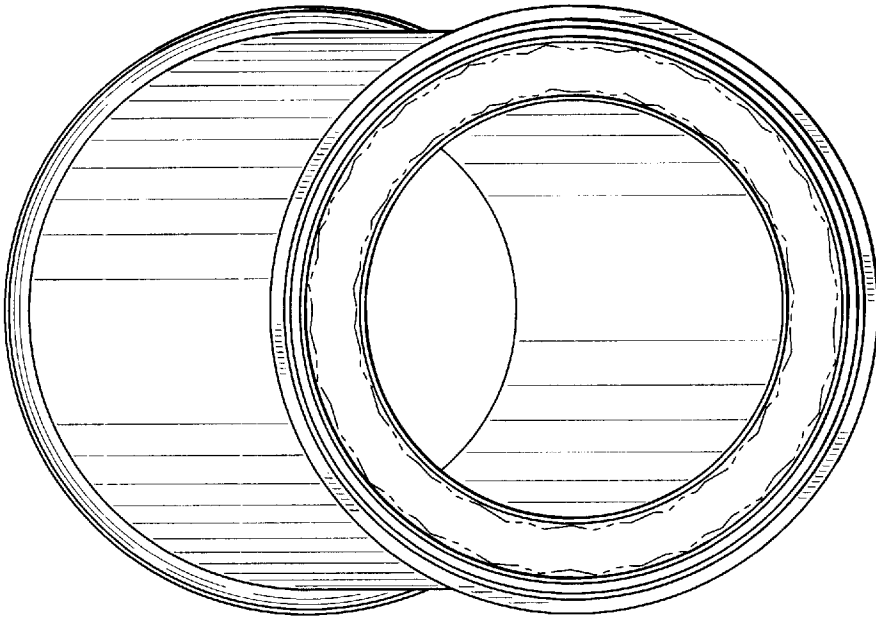


FIG. 10

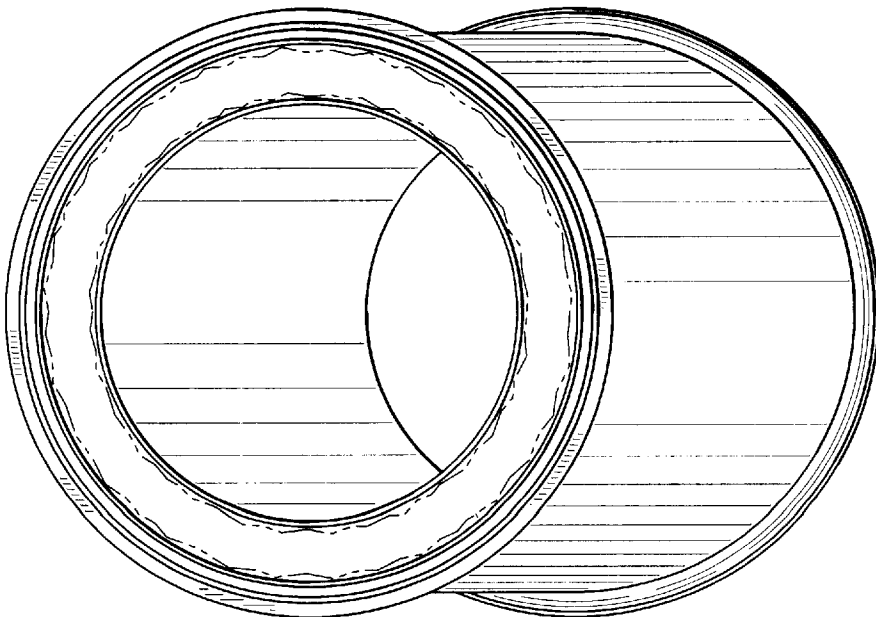


FIG. 9

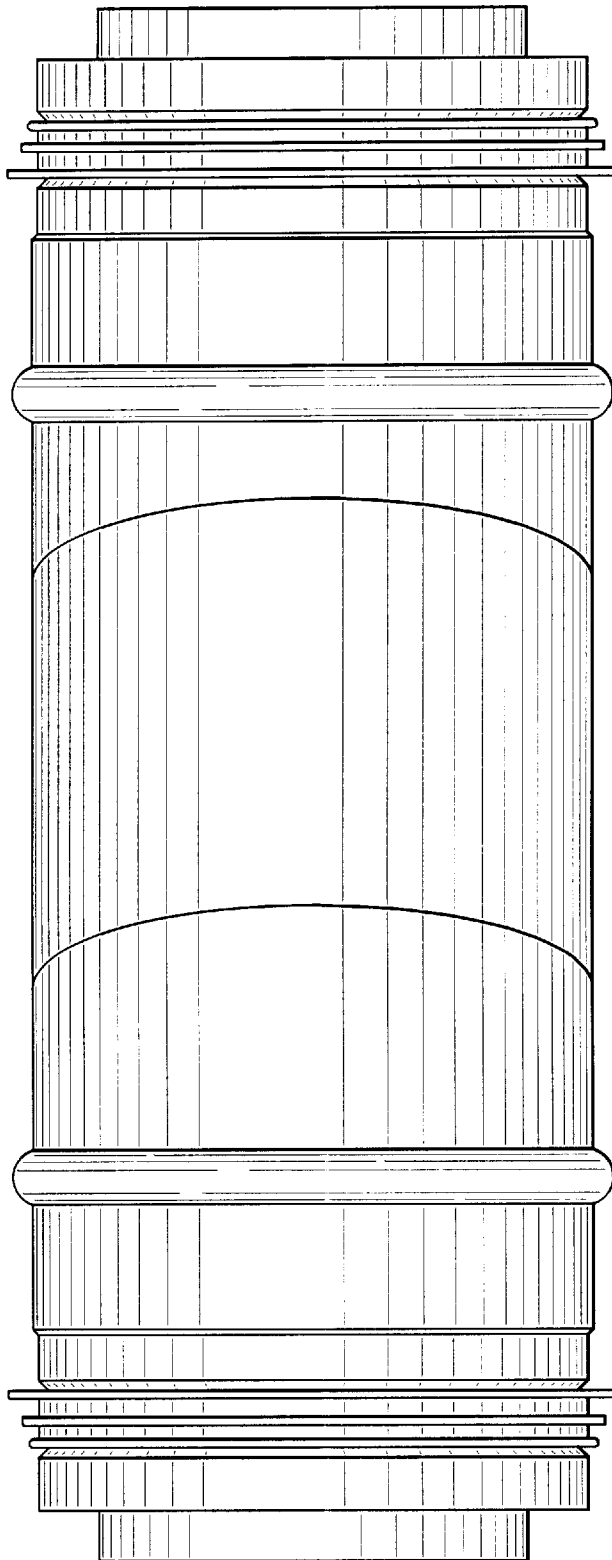


FIG. 11

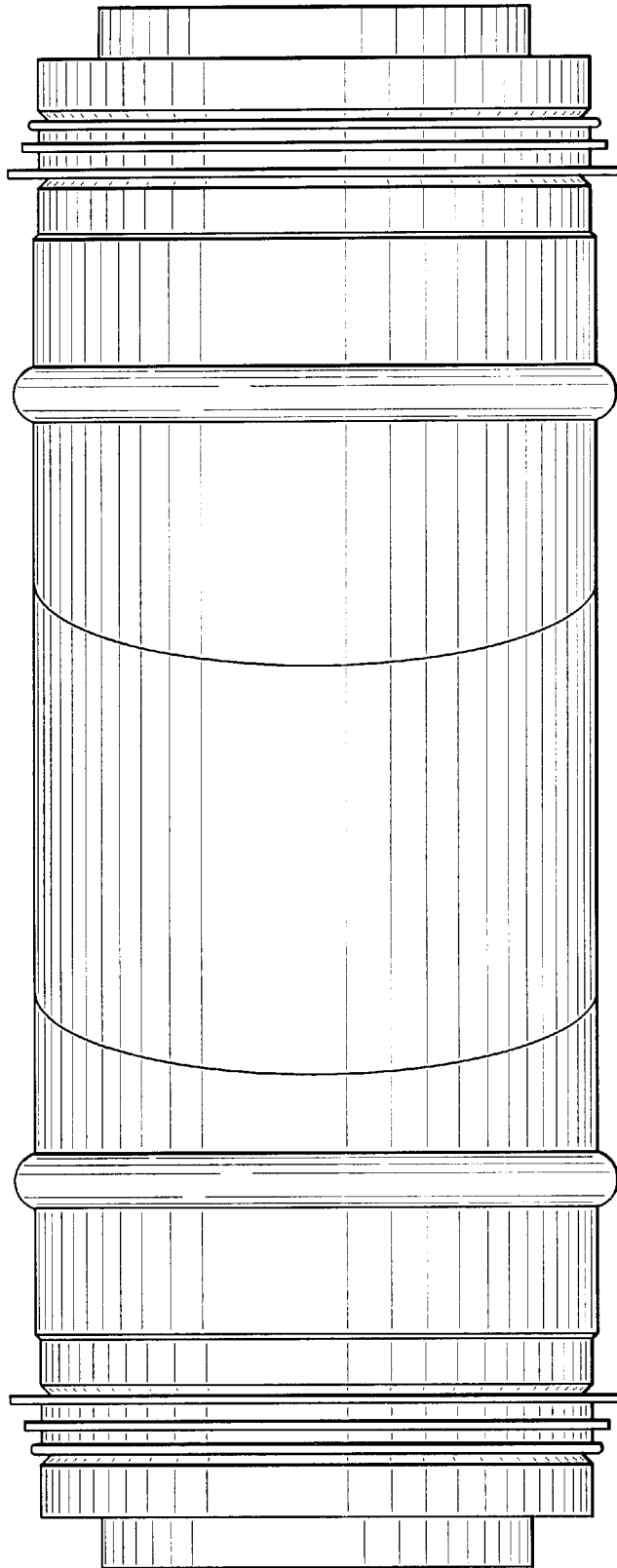


FIG. 12