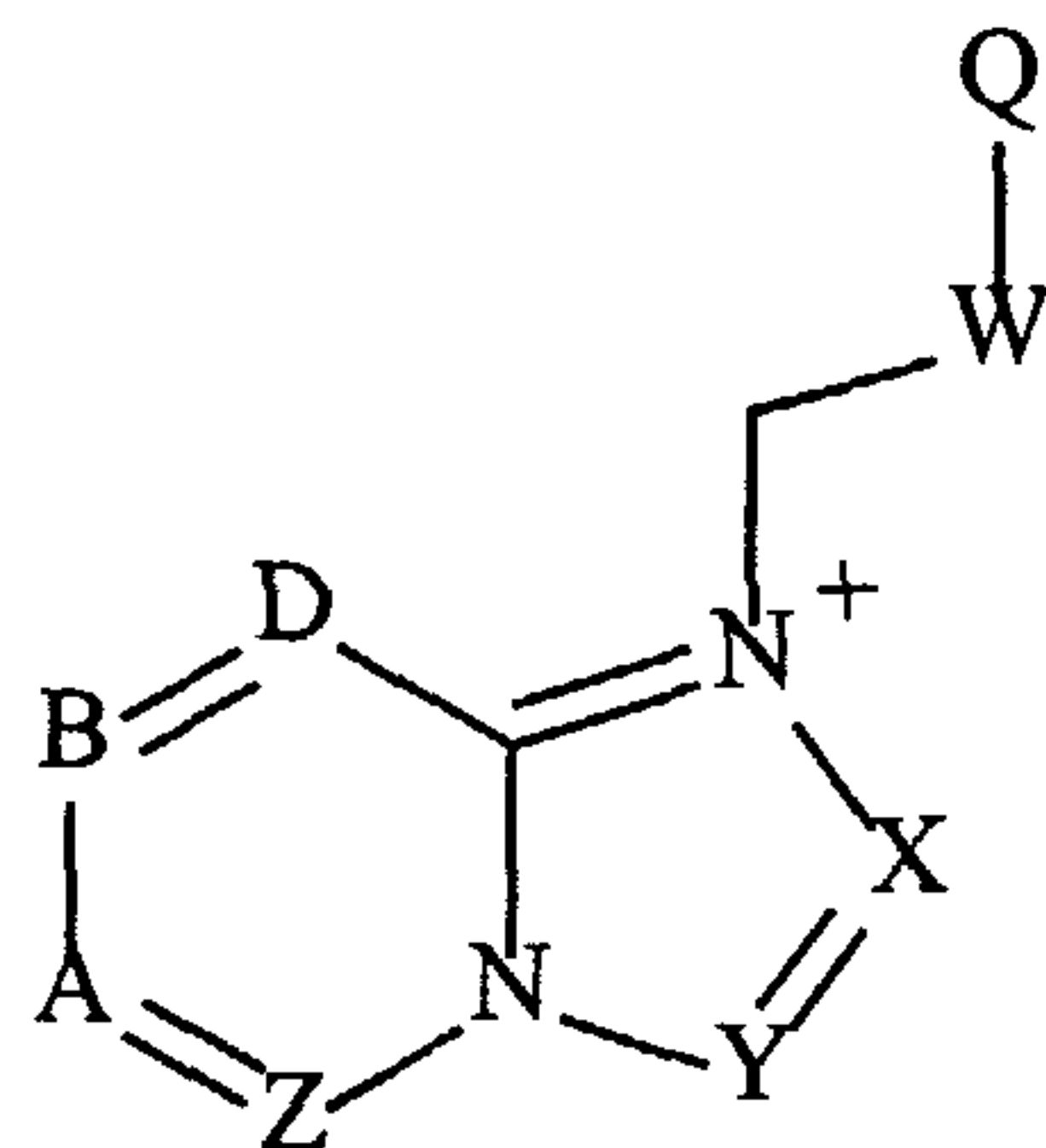




(86) Date de dépôt PCT/PCT Filing Date: 2002/05/30
 (87) Date publication PCT/PCT Publication Date: 2002/12/05
 (85) Entrée phase nationale/National Entry: 2003/11/24
 (86) N° demande PCT/PCT Application No.: US 2002/016847
 (87) N° publication PCT/PCT Publication No.: 2002/096363
 (30) Priorité/Priority: 2001/05/30 (60/294,324) US

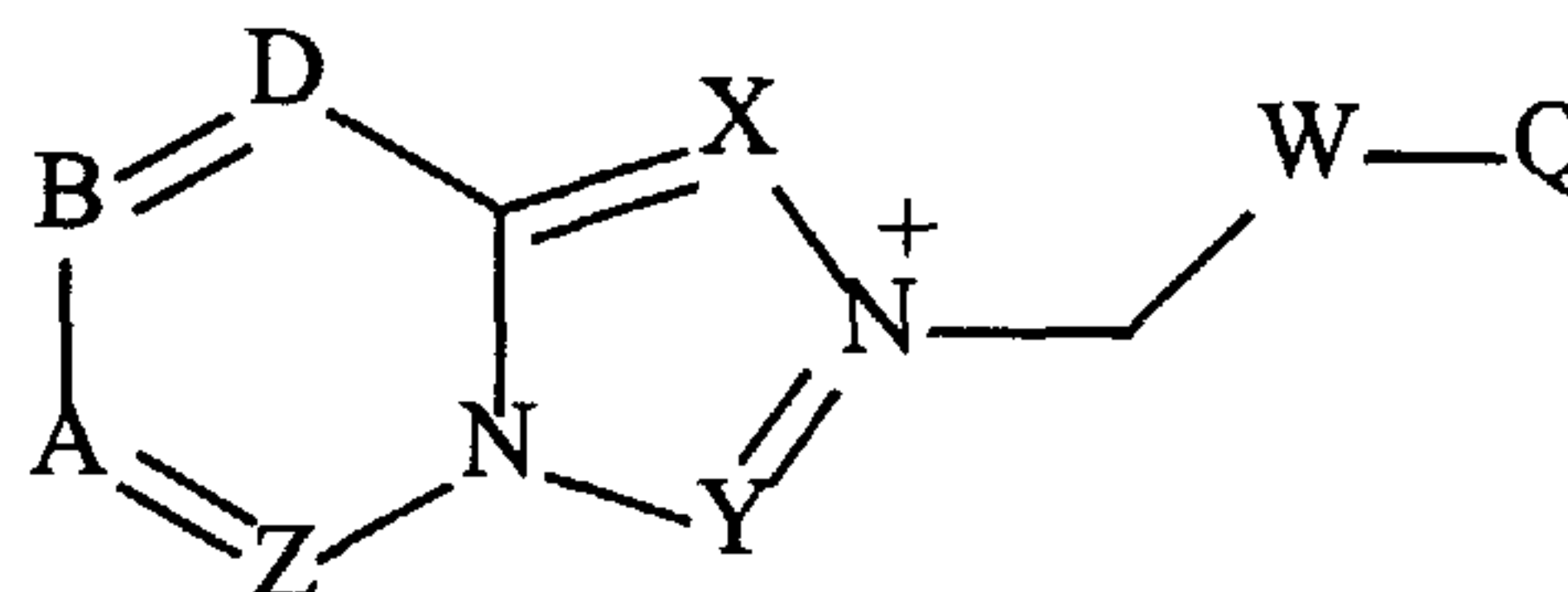
(51) Cl.Int.⁷/Int.Cl.⁷ A61K 31/53, A61K 31/519,
A61K 31/5025, A61K 31/437, A61K 31/4985,
A61K 31/495
 (71) Demandeur/Applicant:
ALTEON INC., US
 (72) Inventeur/Inventor:
GALL, MARTIN, US
 (74) Agent: OGILVY RENAULT

(54) Titre : METHODE DE TRAITEMENT DE MALADIES FIBREUSES OU D'AUTRES INDICATIONS
 (54) Title: METHOD FOR TREATING FIBROTIC DISEASES OR OTHER INDICATIONS



(IA)

An⁻



(IB)

An⁻

(57) **Abrégé/Abstract:**

Provided, among things, is a method of treating or ameliorating an indication of the invention in an animal, including a human, comprising administering an effective amount of a compound of Formula (IA) or (IB).

(12) INTERNATIONAL APPLICATION PUBLISHED UNDER THE PATENT COOPERATION TREATY (PCT)

(19) World Intellectual Property Organization
International Bureau(43) International Publication Date
5 December 2002 (05.12.2002)

PCT

(10) International Publication Number
WO 02/096363 A3(51) International Patent Classification⁷: A61K 31/38,
31/42, 31/415, 31/425

(21) International Application Number: PCT/US02/16847

(22) International Filing Date: 30 May 2002 (30.05.2002)

(25) Filing Language: English

(26) Publication Language: English

(30) Priority Data:
60/294,324 30 May 2001 (30.05.2001) US(71) Applicant: ALTEON, INC. [US/US]; 170 Williams
Drive, Ramsey, NJ 07446 (US).(72) Inventor: GALL, Martin; 21 Knollwood Drive, Morris-
town, NJ 07960 (US).(74) Agent: JACKSON, Arthur, E.; Dechert, P.O. Box 5218,
Princeton, NJ 08543 (US).(81) Designated States (national): AE, AG, AL, AM, AT, AU,
AZ, BA, BB, BG, BR, BY, BZ, CA, CH, CN, CO, CR, CU,CZ, DE, DK, DM, DZ, EC, EE, ES, FI, GB, GD, GE, GH,
GM, HR, HU, ID, IL, IN, IS, JP, KE, KG, KP, KR, KZ, LC,
LK, LR, LS, LT, LU, LV, MA, MD, MG, MK, MN, MW,
MX, MZ, NO, NZ, OM, PH, PL, PT, RO, RU, SD, SE, SG,
SI, SK, SL, TJ, TM, TN, TR, TT, TZ, UA, UG, UZ, VN,
YU, ZA, ZM, ZW.(84) Designated States (regional): ARIPO patent (GH, GM,
KE, LS, MW, MZ, SD, SL, SZ, TZ, UG, ZM, ZW),
Eurasian patent (AM, AZ, BY, KG, KZ, MD, RU, TJ, TM),
European patent (AT, BE, CH, CY, DE, DK, ES, FI, FR,
GB, GR, IE, IT, LU, MC, NL, PT, SE, TR), OAPI patent
(BF, BJ, CF, CG, CI, CM, GA, GN, GQ, GW, ML, MR,
NE, SN, TD, TG).**Published:**

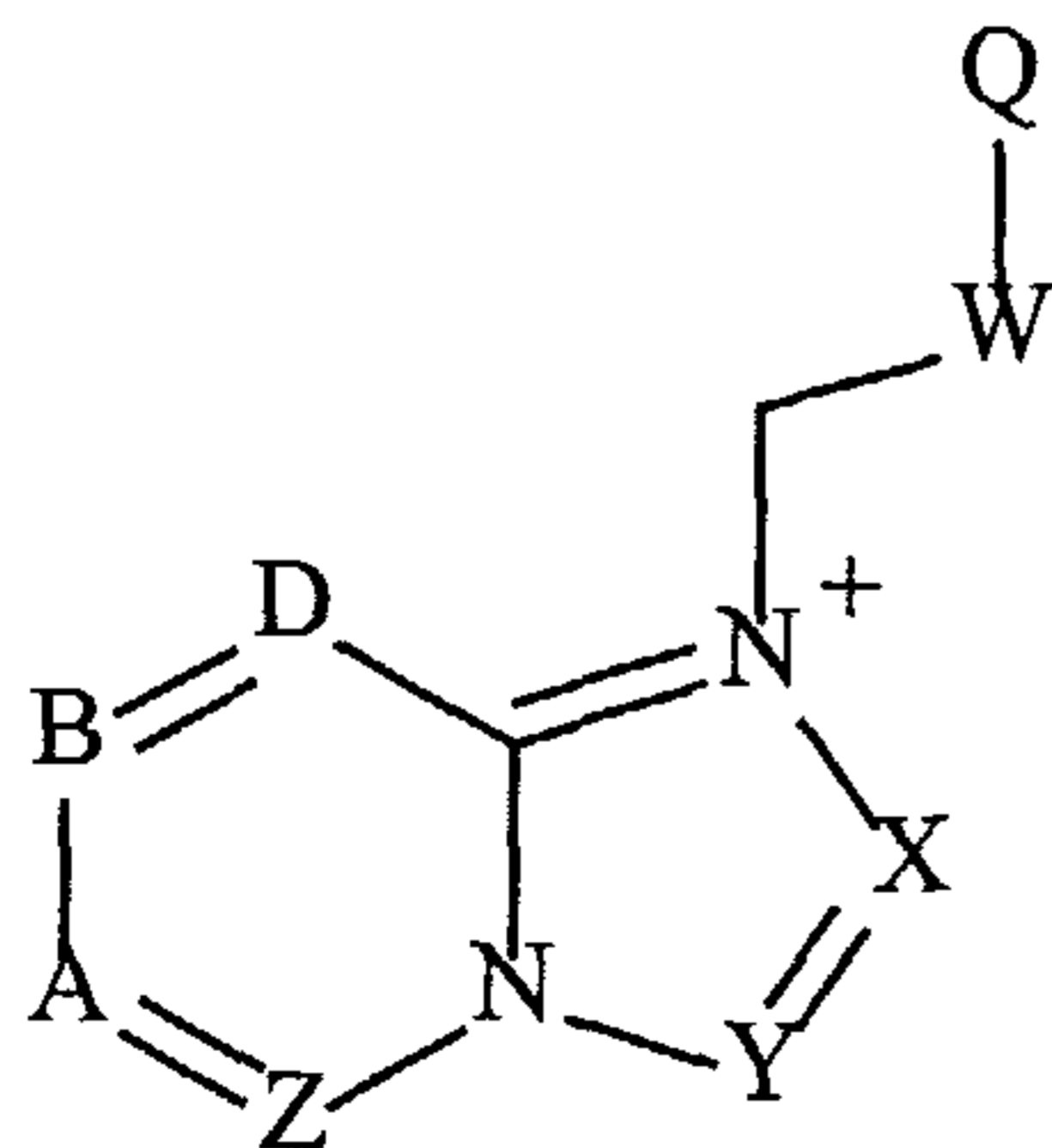
— with international search report

(88) Date of publication of the international search report:

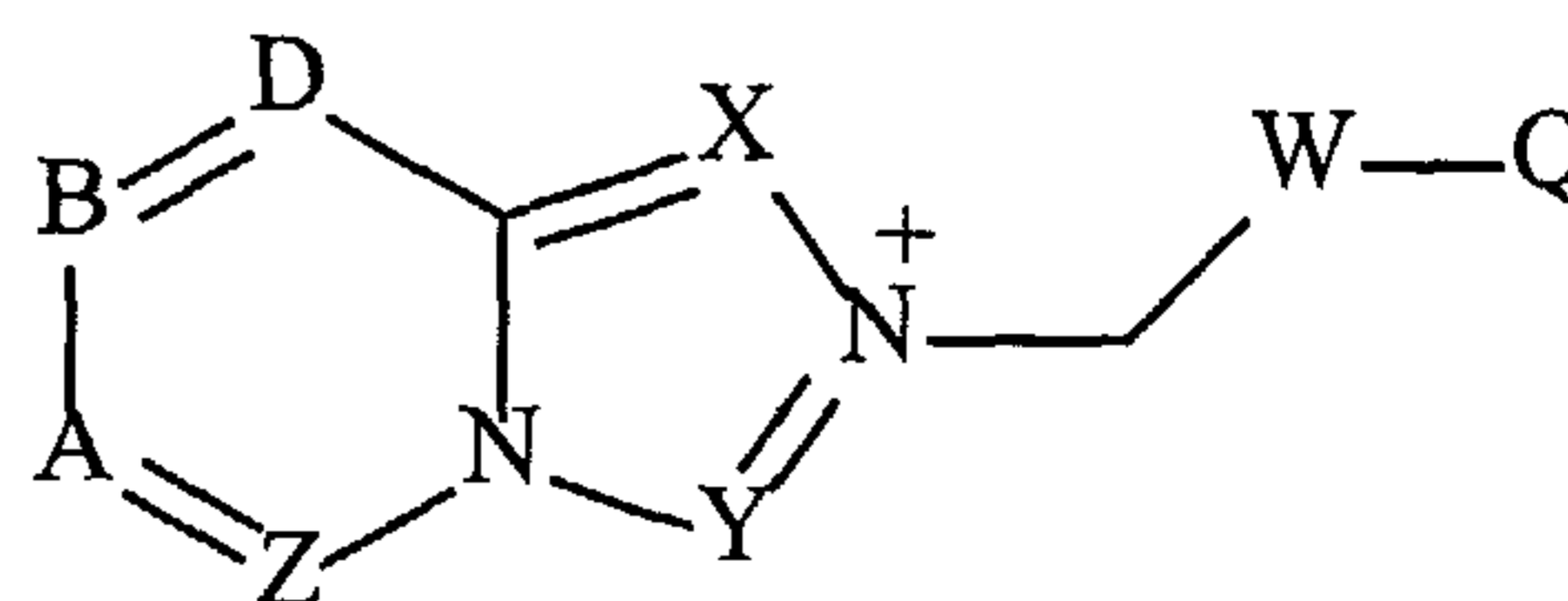
30 May 2003

For two-letter codes and other abbreviations, refer to the "Guidance Notes on Codes and Abbreviations" appearing at the beginning of each regular issue of the PCT Gazette.

(54) Title: METHOD FOR TREATING FIBROTIC DISEASES OR OTHER INDICATIONS

**An⁻**

(IA)

**An⁻**

(IB)

(57) Abstract: Provided, among things, is a method of treating or ameliorating an indication of the invention in an animal, including a human, comprising administering an effective amount of a compound of Formula (IA) or (IB).



WO 02/096363 A3

METHOD FOR TREATING FIBROTIC DISEASES OR OTHER INDICATIONS**V**

5 The present invention relates to methods for treating certain fibrotic diseases or other indications.

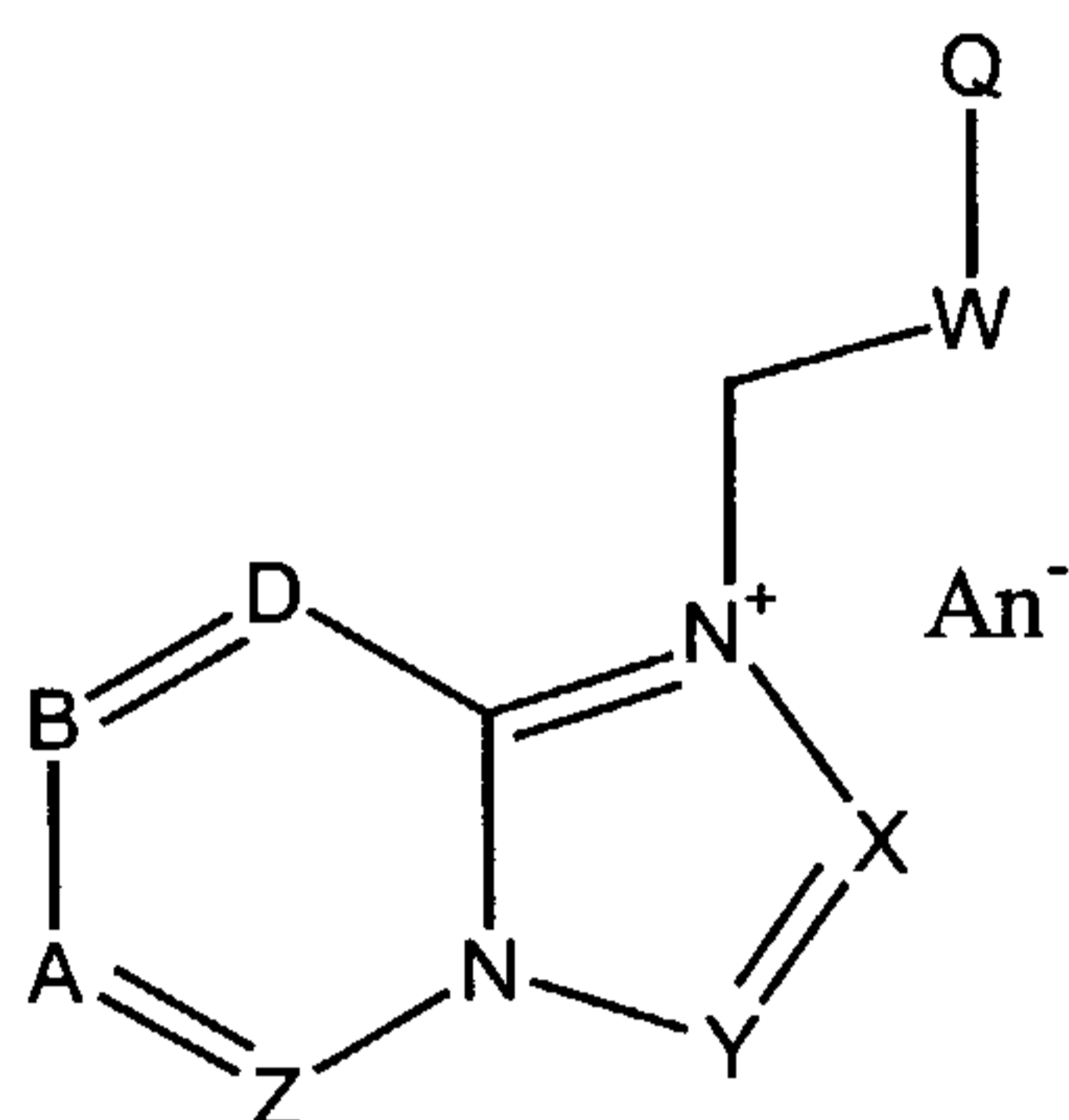
 Glucose and other sugars react with proteins by a non-enzymatic, post-translational modification process called non-enzymatic glycosylation. At least a portion of the resulting sugar-derived adducts, called advanced glycosylation end products
10 (AGEs), mature to a molecular species that is very reactive, and can readily bind to amino groups on adjacent proteins, resulting in the formation of AGE cross-links between proteins. Recently a number of classes of compounds have been identified whose members inhibit the formation of the cross-links, or in some cases break the cross-links. These compounds include, for example, the thiazolium compounds described in
15 US Patent No. 5,853,703. As AGEs, and particularly the resulting cross-links, are linked to several degradations in body function linked with diabetes or age, these compounds have been used, with success, in animal models for such indications. These indications include loss of elasticity in blood vasculature, loss of kidney function and retinopathy.

 Now, as part of studies on these compounds, it has been identified that these
20 compounds inhibit the formation of bioactive agents, such as growth factors and inflammatory mediators, that are associated with a number of indications. These agents include vascular endothelial growth factor (VEGF) and TGF[beta]. As a result, a number of new indications have been identified for treatment with agents that inhibit the formation of, or more preferably break, AGE-mediated cross-links. It is not
25 unreasonable to infer that the effects seen are due to the removal of AGE-related molecules that provide a stimulus for the production or release of these growth factors. Removal of such molecules is believed to proceed in part due to the elimination of AGE-related cross-links that lock the AGE-modified proteins in place. Moreover, such compounds also reduce the expression of collagen in conditions associated with excess
30 collagen production. Regardless of the mechanism, now provided are new methods of treating a number of indications.

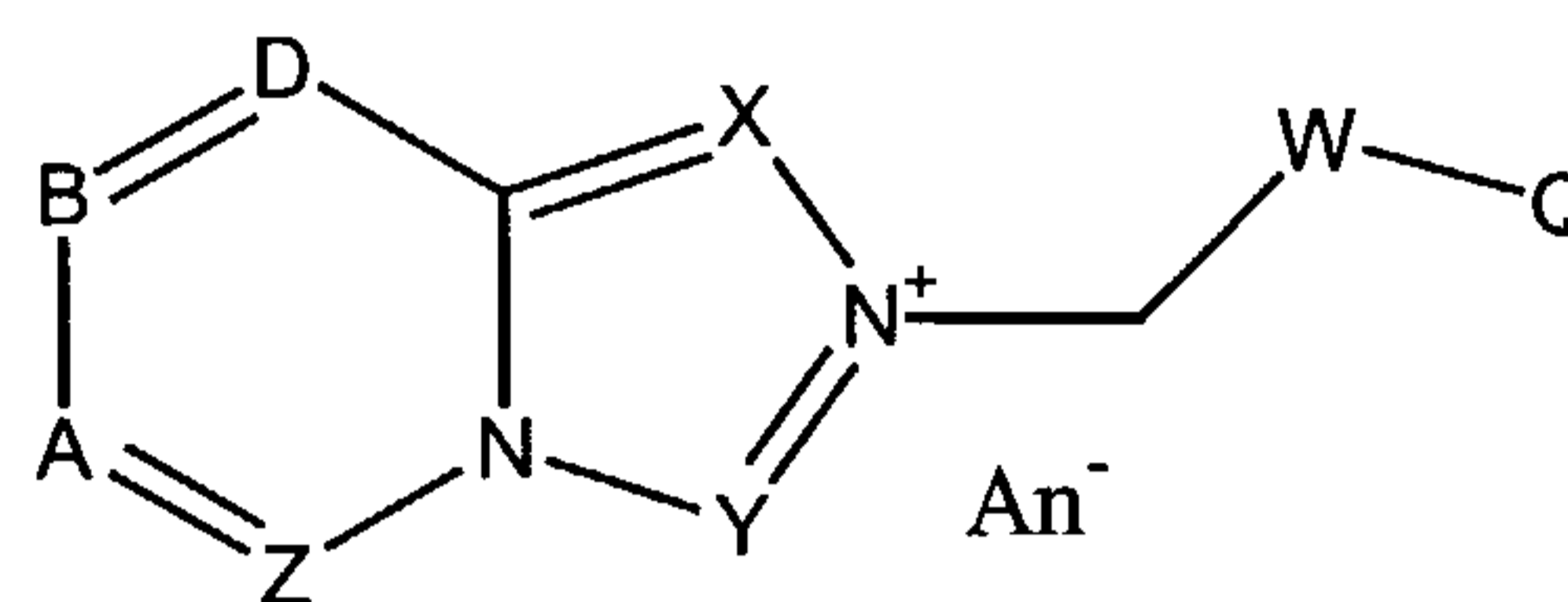
- 2 -

Summary of the Invention

In one embodiment, the invention relates to a method of treating or ameliorating or preventing an indication of the invention in an animal, including a human, comprising administering an effective amount of a compound of the formula IA or IB:



IA



IB

5

wherein:

Q is Ar* or NR'R'' or together, W-Q are CN, Ar or C≡C-R^Q, A, B, D and Z are selected from the group N and CR^A, CR^B, CR^D and CR^Z, respectively, and X and Y are selected from the group N, CR^X and CR^Y, respectively, with the proviso that, including the bridgehead N, only one to three of the atoms comprising the six-membered ring of the heteroaromatic ring system, may be N; R^A, R^B, R^D, R^Q, R^Z, R^X and R^Y, the anions An⁻, and W, Ar and Ar* are defined further below.

10

Detailed Description of the Invention**15 Certain Fibrotic Diseases**

Among the indications that can be treated with the invention are a number of indications linked to or associated with the formation of excess collagen. Among these, a number of the indications can be termed fibrotic diseases.

Such fibrotic diseases include systemic sclerosis, mixed connective tissue disease, fibrodysplasia, fibrocystic disease, sarcoidosis, myositis (e.g. polymyositis, primary idiopathic polymyositis, childhood polymyositis, dermatomyositis, childhood dermatomyositis, primary idiopathic dermatomyositis in adults, inclusion body myositis, polymyositis or dermatomyositis associated with malignant tumors). Dermatomyositis can be associated with fibrosing or hypertrophic aspects, including fibrosing alveolitis and pulmonary fibrosis. Treatment using the invention is expected to treat, prevent,

25

- 3 -

reduce or ameliorate such diseases or hypertrophy, fibrotic hypertrophy or fibrosis in such diseases. Amelioration includes reducing the rate of progression of a disease.

Among these fibrotic diseases are diseases that have as a manifestation fibrotic vascular intimal hypertrophy. These diseases include vasculitis (including coronary
5 artery vasculitis), polyarteritis nodosa or temporal arteritis. Treatment using the invention is expected to treat, prevent, reduce or ameliorate vascular intimal hypertrophy in such diseases.

These fibrotic diseases further include diseases that have as a manifestation fibrotic hypertrophy of skin and/or muscle tissue. These diseases include scleroderma,
10 eosinophilic fasciitis, discoid lesions associated with lupus or discoid lupus or surgical adhesions. Treatment using the invention is expected to treat, prevent, reduce or ameliorate such indications or hypertrophy or fibrosis of skin or muscle tissue.

Such fibrotic diseases further include diseases that have as a manifestation fibrotic hypertrophy of nerve tissue. These diseases include cerebro sclerosis, annular
15 sclerosis, diffuse sclerosis and lobar sclerosis. Treatment using the invention is expected to treat, prevent, reduce or ameliorate such diseases, or hypertrophy, fibrotic hypertrophy or fibrosis of nerve tissue in such diseases.

These fibrotic diseases further include fibrotic lung diseases that have as a manifestation fibrotic hypertrophy or fibrosis of lung tissue. These diseases include
20 pulmonary fibrosis (or interstitial lung disease or interstitial pulmonary fibrosis), idiopathic pulmonary fibrosis, the fibrotic element of pneumoconiosis (which is associated with exposure to environmental hazards such as smoking, asbestos, cotton lint, stone dust, mine dust and other particles), pulmonary sarcoidosis, fibrosing
25 alveolitis, the fibrotic or hypertrophic element of cystic fibrosis, chronic obstructive pulmonary disease, adult respiratory distress syndrome and emphysema. Treatment using the invention is expected to treat, prevent, reduce or ameliorate such diseases, or hypertrophy, fibrotic hypertrophy or fibrosis in such diseases.

Such fibrotic diseases further include diseases that have as a manifestation fibrotic hypertrophy or fibrosis of prostate, liver, the pleura (e.g., pleurisy, pleural
30 fibrosis) or pancreas. These diseases include benign prostatic hypertrophy (BPH) and fibrosis of the liver. Treatment using the invention is expected to treat, prevent, reduce or ameliorate such diseases, or hypertrophy, fibrotic hypertrophy or fibrosis in such diseases.

- 4 -

These fibrotic diseases further include diseases that have as a manifestation fibrotic hypertrophy or fibrosis of the bowel wall, such as inflammatory bowel disease, including Crohn's disease. Treatment using the invention is expected to treat, prevent, reduce or ameliorate such diseases, or hypertrophy, fibrotic hypertrophy or fibrosis in
5 such diseases.

Arteriosclerosis, Atherosclerosis, Stiff Vessel Disease, Peripheral Vascular Disease, Coronary Heart Disease, Stroke, Myocardial Infarct, Cardiomyopathies, Restenosis

Arteriosclerosis is a disease marked by thickening, hardening, and loss of
10 elasticity in arterial walls, of which atherosclerosis is a sub-type. Arteriosclerosis in turn falls within the genus of stiff vessel diseases. Without limitation to theory, it is believed that damage to the blood vessels of these diseases is due to AGE-caused damage, either through protein cross-linking or the stimulation of bioactive agents, or both. Accordingly, the first agents are used to treat, prevent, reduce or ameliorate stiff vessel
15 disease, including arteriosclerosis and atherosclerosis. Peripheral vascular disease is an indication that overlaps with atherosclerosis but also covers disease which is believed to have a stronger inflammatory component. First agents are used to treat, prevent, reduce or ameliorate peripheral vascular disease. Coronary heart disease is a form of
20 arteriosclerosis of the coronary arteries. First agents are used to treat, prevent, reduce or ameliorate coronary heart disease.

When the heart pumps blood into the vascular system, the ability of the arteries to expand helps to push blood through the body. When arteries become stiff, as they do in the natural process of aging, the ability of the arteries to expand is diminished and also has consequences for the heart. The heart has to work harder to pump the blood into the
25 stiff arteries, and eventually hypertrophies (enlarges in size) to accomplish this. A hypertrophied heart is an inefficient pump, and is one of the disorders that leads to congestive heart failure. One compound believed to work by a mechanism shared by the compounds of the invention, 3-[2-phenyl-2-oxoethyl]-4,5-dimethyl-thiazolium salt, showed an ability to reverse the stiffness of arteries in a Phase IIa clinical trial, as
30 measured by the ratio of stroke volume (ml) to pulse pressure (mm Hg). The potential clinical benefit of this is to lessen the effort that the heart must expend to push blood throughout the body. The effect is also believed to contribute to preventing hypertrophy

- 5 -

and subsequent inefficiency of the heart, which inefficiency would contribute to congestive heart failure.

Stroke is a cardiovascular disease that occurs when blood vessels supplying blood (oxygen and nutrients) to the brain burst or are obstructed by a blood clot or other
5 particle. Nerve cells in the affected area of the brain die within minutes of oxygen deprivation and loss of nerve cell function is followed by loss of corresponding bodily function. Of the four main types of stroke, two are caused by blood clots or other particles. The former two are the most common forms of stroke, accounting for about 70-80 percent of all strokes.

10 Blood clots usually form in arteries damaged by atherosclerosis. When plaque tears from the sheer forces of blood flowing over an uneven, rigid cap atop the plaque site, thrombotic processes become involved at the "injury" site. As a result, clots can form. First agents are used to prevent, reduce or ameliorate the risk of stroke in patients who have suffered previous strokes or have otherwise been identified as at risk.

15 First agents can also be used to treat, prevent, reduce or ameliorate peripheral vascular disease and periarticular rigidity.

Treatment with the first agents during the relatively immediate aftermath of a heart attack can be used to reduce the size of the myocardial infarct resulting from the heart attack. This treatment is preferably administered within six hours of the heart
20 attack, more preferably, within three hours. While the dosages discussed below can be used with this indication, such as a dose of 0.01 - 4.0 mg/kg administered orally or 0.01 - 2.0 mg/kg administered intravenously, preferably within the time period outlined above. Preferred routes of administration include i.v. injection or i.v. drip. Thereafter, optional supplemental administrations can be made with the dosages described below.

25 Atherosclerosis is a disease that involves deposition of blood lipids in plaque in the arteries throughout the body. In coronary arteries, accumulation of plaque progressively leads to reduced coronary flow, with occlusion of the arteries causing focal death of cardiac tissue (myocardial infarction, heart attack). If the amount of tissue that dies is large enough, death ensues. In a Phase IIa trial, one compound believed to
30 work by a mechanism shared by the compounds of the invention, 3-[2-phenyl-2-oxoethyl]-4,5-dimethyl-thiazolium salt, increased the amount of circulating triglycerides (lipids). Consistent with the known presence of AGEs in plaque, the result indicates that the agent had a lipid mobilizing effect on arterial plaque. Reducing local deposits of

- 6 -

plaque should eventually lessen the risk of myocardial infarction and death due to heart attacks.

Fibrotic diseases further include diseases that have as a manifestation fibrotic hypertrophy of the heart. These diseases include endomyocardial fibrosis (wherein
5 endocardium and subendocardium are fibrosed, such as in some manifestations of restrictive cardiomyopathy), dilated congestive cardiomyopathy (a disorder of myocardial function with heart failure in which ventricular dilation and systolic dysfunction predominate), hypertrophic cardiomyopathy (characterized by marked
10 ventricular hypertrophy with diastolic dysfunction in the absence of an afterload demand), and other cardio-hypertrophies. In dilated congestive cardiomyopathy, typically at presentation there is chronic myocardial fibrosis with diffuse loss of myocytes. In hypertrophic cardiomyopathy, usually the interventricular septum is hypertrophied more than the left ventricular posterior wall (asymmetric septal hypertrophy). Treatment using the invention is expected to treat, prevent, reduce or
15 ameliorate such diseases, or hypertrophy, fibrotic hypertrophy or fibrosis in such diseases.

Hypertrophies of the heart can be diagnosed and monitored by methods known in the art, such as by electrocardiogram, echocardiography or magnetic resonance imaging. Such diagnostic methods can be applied in particular for subjects having a risk factor for
20 such hypertrophy, such as congestive heart failure, prior cardiac surgery or diabetes. In one aspect, the invention comprises identifying cardio-hypertrophy with using biophysical diagnostic tools, and administering an active agent of the invention to treat, prevent, reduce or ameliorate such diseases, or hypertrophy, fibrotic hypertrophy or fibrosis in such diseases. The invention can further include monitoring cardio-
25 hypertrophy during the course of treatment with active agent.

Erosion or tearing of arterial wall plaque can occur due to the rough and irregular shape of the plaque as it forms from deposition of lipids and invasion of cells such as monocytes and macrophages (foam cells). When erosion occurs platelets and other components of the blood clotting system are activated, resulting in formation of a clot
30 (thrombus). When the thrombus grows to such as state that blood flow is reduced, severe angina attacks that characterize unstable angina can occur. Plaque forms irregular shapes and in doing so creates shear stresses from the flow of blood over this irregular form. It is the irregularity of plaque shape that leads to the dislodging or tearing of the plaque,

- 7 -

and to the subsequent invasion of reactive cells. On the surface of plaque is collagen, which is believed to contribute to the rigidity of the irregular shape. Without limitation to theory, it is believed that reducing the crosslinking of such a rigid collagen cap results in smoother blood flow, with a reduced risk of angina-causing tears. Accordingly, first
5 agents are used to treat, prevent, reduce or ameliorate unstable angina.

Faithful conduction of the electrical impulse from the sinoatrial to the atrioventricular nodes depends upon close apposition of myocardial cells. Excess production of collagen in the heart, which occurs naturally with aging but more so in diabetes and in conditions of heart disorders such as hypertension, causes an increase in
10 the distance between myocardial cells, leading to atrial fibrillation. First agents are used to treat, prevent, reduce or ameliorate atrial fibrillation.

The fibrotic indications further include restenosis, which is the process of increasing artery closure following an operation to open the artery, such as balloon angioplasty.

15

Bladder Elasticity

Indications that can be treated, prevented, reduced or ameliorated with the first agents include loss of bladder elasticity. Bladder elasticity is tied to the frequency of urination, and the urgency of desire to urinate. Accordingly, the invention can be used to
20 treat, prevent, reduce or ameliorate non-obstructive uropathy, a disorder characterized by an overactive bladder that entails increased frequency of urination, a strong and sudden desire to urinate (urgency) which may also be associated with involuntary urinary leakage (urge incontinence).

Macular Degeneration

The effect of the first agents in reducing levels of other endogenous bioactive agents, particularly VEGF and/or TGF[beta], is believed to underlie effectiveness against macular degeneration or macular edema. Again, however, the invention is not limited to theory. Moreover, a anti-fibrotic effect or another effect against tissue hypertrophy may
30 contribute. Treatment using the invention is expected to treat, prevent, reduce or ameliorate macular degeneration or macular edema. In one aspect of the invention, the treatment is used to treat, prevent, reduce or ameliorate the wet form of macular

degeneration. In the wet form, new blood vessel growth has a greater contribution to the disease.

Amyotrophic lateral sclerosis (ALS)

5 ALS is associated with degradations of the motor neuron system and/or the posterior column of the spinal cord. In ALS patients, these structures tend to stain with AGE-reactive antibodies. Treatment using the invention is expected to treat, prevent, reduce or ameliorate ALS.

10 **Rheumatoid Arthritis, Osteoarthritis, Bone Resorption**

It is believed, without limitation to such theory, that reducing AGE accumulation at the joints affected by rheumatoid arthritis or osteoarthritis reduces stimulation of the production of cytokines involved in inflammatory processes of the disease. Treatment using the invention is expected to treat, prevent, reduce or ameliorate rheumatoid arthritis
15 or osteoarthritis. Similarly, it is believed that reducing AGE accumulation at bone reduces stimulation of bone resorption. Accordingly, the invention is used to treat, prevent, reduce or ameliorate osteoporosis, bone loss or brittle bone.

Dialysis

20 The first agents can be administered as part of a dialysis exchange fluid, thereby preventing, limiting or ameliorating the damage to tissue caused by the sugars found in such exchange fluid. For example, first agents are expected to prevent, limit or ameliorate the stiffening and sclerosing of peritoneal tissue that occurs in peritoneal dialysis, as well as prevent, limit or ameliorate the formation of new blood vessels in the
25 peritoneal membrane. In hemodialysis, first agents are expected to prevent, limit or ameliorate the stiffening and sclerosing of red blood cells and vasculature resulting from exposure to the sugars exchanged into the blood during dialysis. Exchange fluids for peritoneal dialysis typically contain 10 - 45 g/L of reducing sugar, typically 25 g/L, which causes the formation of AGEs and consequent stiffening and degradation of
30 peritoneal tissue. Similarly, hemodialysis fluids typically contain up to about 2.7 g/L of reducing sugar, typically 1 to 1.8 g/L. Thus, the invention provides methods by which the first agents are provided in these fluids and thereby prevent, limit or ameliorate the damage that would otherwise result. Alternatively, the invention provides methods

- 9 -

whereby the first agents are administered by the methods described below to prevent, limit or ameliorate such damage from dialysis. In hemodialysis, the exchange fluid preferably contains 0.006 - 2.3 mg/L of an agent of the invention, more preferably, 0.06 to 1.0 mg/L. In peritoneal dialysis, the exchange fluid preferably contains 0.01 to 24
5 mg/L of an agent of the invention, or preferably, 1.0 to 10 mg/L.

In one embodiment, preventing or ameliorating is effected with a second agent. A preferred route of administration is inclusion in the dialysis fluids. In hemodialysis, the exchange fluid preferably contains 0.125 to 2.5 mg/L of aminoguanidine, more preferably, 0.2 to 1.0 mg/L. In peritoneal dialysis, the exchange fluid preferably contains
10 1.25 to 25 mg/L of aminoguanidine, or preferably, 2.0 to 10 mg/L. In a preferred aspect of the invention, the first agents are initially administered, and subsequently second agents are used to moderate or limit damage thereafter.

Asthma

15 It is believed, without limitation to such theory, that the first agents or second agents act to prevent, reduce or ameliorate the small but significant thickening of the lung airways associated with asthma. Moreover, the agents are believed to reduce stimulation of the production of cytokines involved in inflammatory processes of the disease. Accordingly, the agents are used to treat, prevent, reduce or ameliorate asthma.
20 In this embodiment, one preferred route of administration is pulmonary, such as via an aerosol, though peroral administration is also preferred.

Carpal Tunnel Syndrome

It is believed, without limitation to such theory, that the first agents act to
25 prevent, reduce or ameliorate fibrotic and cytokine-induced elements of carpal tunnel syndrome. Accordingly, the first agents are used to treat, prevent, reduce or ameliorate carpal tunnel syndrome.

Fibrotic diseases also include Dupuytren's contracture, a contracture of the palmar fascia often causing the ring and little fingers to bend into the palm. Treatment
30 using the invention is expected to treat, prevent, reduce or ameliorate Dupuytren's contracture, or hypertrophy, fibrotic hypertrophy or fibrosis in Dupuytren's contracture.

In these embodiments, one preferred route of administration is local injection.

Periodontal Disease

The incidence of periodontal disease is higher in subjects with either insulin-deficient or insulin-resistant diabetes, with consequent hyperglycemia. Again, without limitation to such theory, it is believed that the first agents act to prevent, reduce or ameliorate AGE-induced cytokine action to create or exacerbate periodontal disease. Accordingly, the first or second agents are used to treat, prevent, reduce or ameliorate periodontal disease. In this embodiment, one preferred primary or supplemental route of administration is via mouthwash, or compositions adapted for delivery into the subgingival periodontal pocket (such as implants and erodible microspheres). Peroral administration is again useful. The mouthwash preferably contains 0.003 - 1.0 mg/L of a first agent, more preferably, 0.01 - 0.1 mg/L.

Sickle Cell Anemia

It is believed, without limitation to such theory, that the first agents act to prevent, reduce or ameliorate the restraint on blood flow caused by sickling. Again without limitation to theory, the mode of action is believed to be in reducing vascular as well as blood cell inelasticity. Accordingly, the first agents are used to treat, prevent, reduce or ameliorate a sickle cell anemia.

Erectile Dysfunction

Fibrotic diseases further include diseases that have as a manifestation fibrotic disease of the penis, including Peyronie's disease (fibrosis of the cavernous sheaths leading to contracture of the investing fascia of the corpora, resulting in a deviated and painful erection). Treatment using the invention is expected to treat, prevent, reduce or ameliorate such diseases, or hypertrophy, fibrotic hypertrophy or fibrosis in such diseases.

Without limitation to theory, it is believed that the first agents act to prevent, reduce or ameliorate inelasticity of tissue of the penis and/or fibrosis of tissue of the penis, such as inelasticity or fibrosis of the cavernous sheaths leading to contracture of the investing fascia of the corpora. At least partial restoration of the resulting inelasticity is believed to facilitate engorgement of the corpora cavernosa with blood. Accordingly, the first agents are used to treat, prevent, reduce or ameliorate erectile dysfunction.

Limited Joint Mobility

Limited Joint Mobility (LJM) is a disorder associated with diabetes and typically involves the joints of the hands. The fourth and fifth fingers are affected initially by limitation of motion. AGE glycation and crosslinking of tendons (collagen) in the joints is believed to contribute to the disease. It is believed, without limitation to theory, that the first agents act to prevent, reduce or ameliorate inelasticity, fibrous tissue or cytokine-induced inflammation associated with limited joint mobility. Accordingly, the first agents are used to treat, prevent, reduce or ameliorate limited joint mobility.

10 **Antineoplastic Applications**

The first agents inhibit the stimulated formation of bioactive agents, such as VEGF, associated with angiogenesis. Angiogenesis is critical for both normal development and the growth and metastasis of solid tumors. Accordingly, the first agents are used to treat, prevent, reduce or ameliorate the growth of neoplasms by limiting the formation of blood vessels needed to sustain the neoplasms.

End Stage Renal Disease, Diabetic Nephropathy

Diabetic Nephropathy is a complication of diabetes that evolves early, typically before clinical diagnosis of diabetes is made. The earliest clinical evidence of nephropathy is the appearance of low but abnormal levels (>30 mg/day or 20 µg/min) of albumin in the urine (microalbuminuria), followed by albuminuria (>300 mg/24 h or ~200 µg/min) that develops over a period of 10–15 years. In patients with type 1 diabetes, diabetic hypertension typically becomes manifest early on, by the time that patients develop microalbuminuria. Once overt nephropathy occurs, the glomerular filtration rate (GFR) falls over several years resulting in End Stage Renal Disease (ESRD) in 50% of type 1 diabetic individuals within 10 years and in >75% of type 1 diabetics by 20 years of onset of overt nephropathy. Albuminuria (i.e., proteinuria) is a marker of greatly increased cardiovascular morbidity and mortality for patients with either type 1 or type 2 diabetes.

30 Without limitation to theory, it is believed that damage to the glomeruli and blood vessels of the kidney is due to AGE-caused damage, either through protein cross-linking or the stimulation of bioactive agents, or both. Accordingly, the first agents are used to treat, prevent, reduce or ameliorate damage to kidney in patients at risk for

- 12 -

ESRD. The first agents can also be used to treat, prevent, reduce or ameliorate glomerulosclerosis.

Hypertension, Isolated Systolic Hypertension

5 Cardiovascular risk correlates more closely with the systolic and the pulse pressure than with the diastolic pressure. In diabetic patients, the cardiovascular risk profile of diabetic patients is strongly correlated to duration of diabetes, glycemic control and blood pressure. Structural matrix proteins contribute to the function of vessels and the heart, and changes in the physical behavior of cardiovascular walls are believed to be
10 important determinants of circulatory function. In elderly individuals, the loss of compliance in the aorta leads to isolated systolic hypertension, which in turn expands the arterial wall and thereby diminishes the dynamic range of elasticity. Loss of compliance also results in the development of left ventricular hypertrophy. In vivo studies in rodents, canines and in primates indicate potential utility of 3-[2-phenyl-2-oxoethyl]-4,5-
15 dimethyl-thiazolium salt in substantially ameliorating vascular stiffening. For example, in a dog model for diabetes, lower end diastolic pressure and increased end diastolic volume, indicators of ventricular elasticity, returned to a value at about the mid-point between the disease impaired value and the value for control dogs. Treatment with 3-[2-phenyl-2-oxoethyl]-4,5-dimethyl-thiazolium salt lead to a reduction in the mass of
20 collagen in cardiovascular tissues. In situ hybridization studies demonstrate that 3-[2-phenyl-2-oxoethyl]-4,5-dimethyl-thiazolium salt reduces the expression of both Type IV collagen and TGFbeta.

Compared with that of a non-diabetic, the diabetic artery is smaller as it is stiffer. As in isolated systolic hypertension in which vessels stiffen with age and lose the
25 dynamic range of expansion under systole. First agents are used to treat, prevent, reduce or ameliorate hypertension, including isolated systolic hypertension and diabetic hypertension. Moreover, the same benefit is anticipated for the more rare hypertensive disorder, pulmonary hypertension. Pulmonary hypertension is a rare blood vessel disorder of the lung in which the pressure in the pulmonary artery (the blood vessel that
30 leads from the heart to the lungs) rises above normal levels and may become life threatening. The similarity in development of elevated blood pressure in the pulmonary bed with the increase in systemic blood pressure in diabetic hypertension and in isolated systolic hypertension suggests similar mechanisms are involved.

- 13 -

Pulse pressure is the difference between systolic and diastolic blood pressure. In a young human, systolic pressure is typically 120 mm Hg and diastolic pressure is 80 mm Hg, resulting in a pulse pressure of 40 mm Hg. With age, in many individuals pulse pressure increases, largely due to the increase in systolic pressure that results from stiff vessel disease. In individuals with pulse pressure greater than 60 mm Hg there is an increased risk of death from cardiovascular morbidities. In a Phase IIa trial, one compound believed to work by a mechanism shared by the compounds of the invention, 3-[2-phenyl-2-oxoethyl]-4,5-dimethyl-thiazolium salt, reduced pulse pressure in elderly patients with pulse pressures greater than 60 mm Hg in a statistically significant manner. This decrease in pulse pressure was believed to be due primarily to the effect of the agent on lowering the systolic blood pressure.

The agents of the invention are used to treat, prevent, reduce or ameliorate reduced vascular compliance, elevated pulse pressure, hypertension and left ventricular hypertrophy. Moreover, the agents are used to reduce pulse pressure, increase vascular compliance, or decrease the risk of death.

Heart Failure

Congestive Heart Failure (CHF) is a clinical syndrome that entails cardiac disease of the ventricle. Diastolic dysfunction is a subset of heart failure in which the left ventricle stiffens with age. The stiffening of the left ventricle that occurs in CHF and in diastolic dysfunction is believed to result from increased crosslinking of collagen fibers with age and/or fibrosis and related hypertrophy. First agents are used to treat, prevent, reduce or ameliorate heart failure.

Retinopathy

The effect of diabetes on the eye is called diabetic retinopathy and involves changes to the circulatory system of the retina. The earliest phase of the disease is known as background diabetic retinopathy wherein the arteries in the retina become weakened and leak, forming small, dot-like hemorrhages. These leaking vessels often lead to swelling or edema in the retina and decreased vision. The next stage is proliferative diabetic retinopathy, in which circulation problems cause areas of the retina to become oxygen-deprived or ischemic. New vessels develop as the circulatory system attempts to maintain adequate oxygen levels within the retina. Unfortunately, these new

- 14 -

vessels hemorrhage easily. In the later phases of the disease, continued abnormal vessel growth and scar tissue may cause serious problems such as retinal detachment. First agents are used to treat, prevent, reduce or ameliorate diabetic retinopathy. The first agents can be administered by the methods described below, including by topical administration to the eye. The agents can also be administered by intravitreal implant.

Cataracts, Other damage to Lens Proteins

AGE-mediated crosslinking and/or fibrotic processes are believed to contribute to cataract formation and formation of other damage to lens proteins. First agents are used to treat, prevent, reduce or ameliorate cataracts or other damage to lens proteins.

Alzheimer's Disease

Considerable evidence exists implicating AGEs that form in the neurofibrillary tangles (tau protein) and senile plaques (beta-amyloid peptide) in early neurotoxic processes of Alzheimer's disease. Insoluble human tau protein is likely crosslinked. Glycation of insoluble tau from AD patients and experimentally AGE-modified tau generate oxygen free radicals, resulting in the activation of transcription via nuclear factor-kappa B, and resulting in an increase in amyloid beta-protein precursor and release of amyloid beta-peptides. Thus, A.G.E.-modified tau may function as an initiator in a positive feedback loop involving oxidative stress and cytokine gene expression. First agents are used to treat, prevent, reduce or ameliorate Alzheimer's disease.

Other indications

For reasons analogous to those set forth above, the invention is believed to be useful in treating, preventing, reducing or ameliorating diabetes or its associated adverse sequelae, and peripheral neuropathy. The agents, especially in topical form, increase elasticity and/or reduce wrinkles in skin. The agents further increase red blood cell deformability.

Combination Therapies

In cardiovascular therapies, first agents can be administered concurrently or in a combined formulation with one or more antioxidants. Examples of appropriate antioxidants are vitamin A, vitamin B6, vitamin C, vitamin E, glutathione, β -carotene,

- 15 -

α -lipoic acid, coenzyme Q10, selenium and zinc, which are administered in effective amounts as is known in the art. Thus, the invention further provides pharmaceutical compositions comprising an agent of the invention in combination with an effective amount of an antioxidant.

5 In treating heart failure, cardiomyopathy or heart attack, first agents can be administered concurrently or in a combined formulation with one or more angiotensin converting enzyme (ACE) inhibitors, angiotensin II receptor antagonists, calcium channel blockers, diuretics, digitalis or beta blockers. Examples of ACE inhibitors include Captopril, Enalapril, Enalaprilat, Quinapril, Lisinopril and Ramipril, which are
10 administered in effective amounts as is known in the art. Examples of angiotensin II receptor antagonists include Losartan, Irbesartan, Eprosartan, Valsartan and Candesartan, which are administered in effective amounts as is known in the art. Examples of calcium channel blockers include Amlopidine, Bepridil, Diltiazem, Felodipine, Isradipine, Nicardipine, Nifedipine, Nimodipine and Verapamil, which are administered in effective
15 amounts as is known in the art. Among diuretics, preferred examples include Furosemide, Bumetanide, Torsemide, Ethacrynic acid, Azosemide, Muzolimine, Piretanide, Tripamide and Hydrochlorothiazide, which are administered in effective amounts as is known in the art. Examples of beta adrenergic antagonists include Metoprolol, Carvedilol, Bucindolol, Atenolol, Esmolol, Acebutolol, Propranolol,
20 Nadolol, Timolol, Pindolol, Labetalol, Bopindolol, Carteolol, Penbutolol, Medroxalol, Levobunolol, Bisoprolol, Nebivolol, Celiprolol and Sotalol, which are administered in effective amounts as is known in the art. Thus, the invention further provides pharmaceutical compositions comprising an agent of the invention in combination with an effective amount of an ACE inhibitor, diuretic, digitalis, beta blocker, or combination
25 thereof.

For treating diabetes or complications thereof, the invention further provides pharmaceutical compositions comprising an agent of the invention in combination with an effective amount of a thiazolidinedione or "glitazone" diabetes drug, such as Troglitazone, Rosiglitazone, and Pioglitazone.

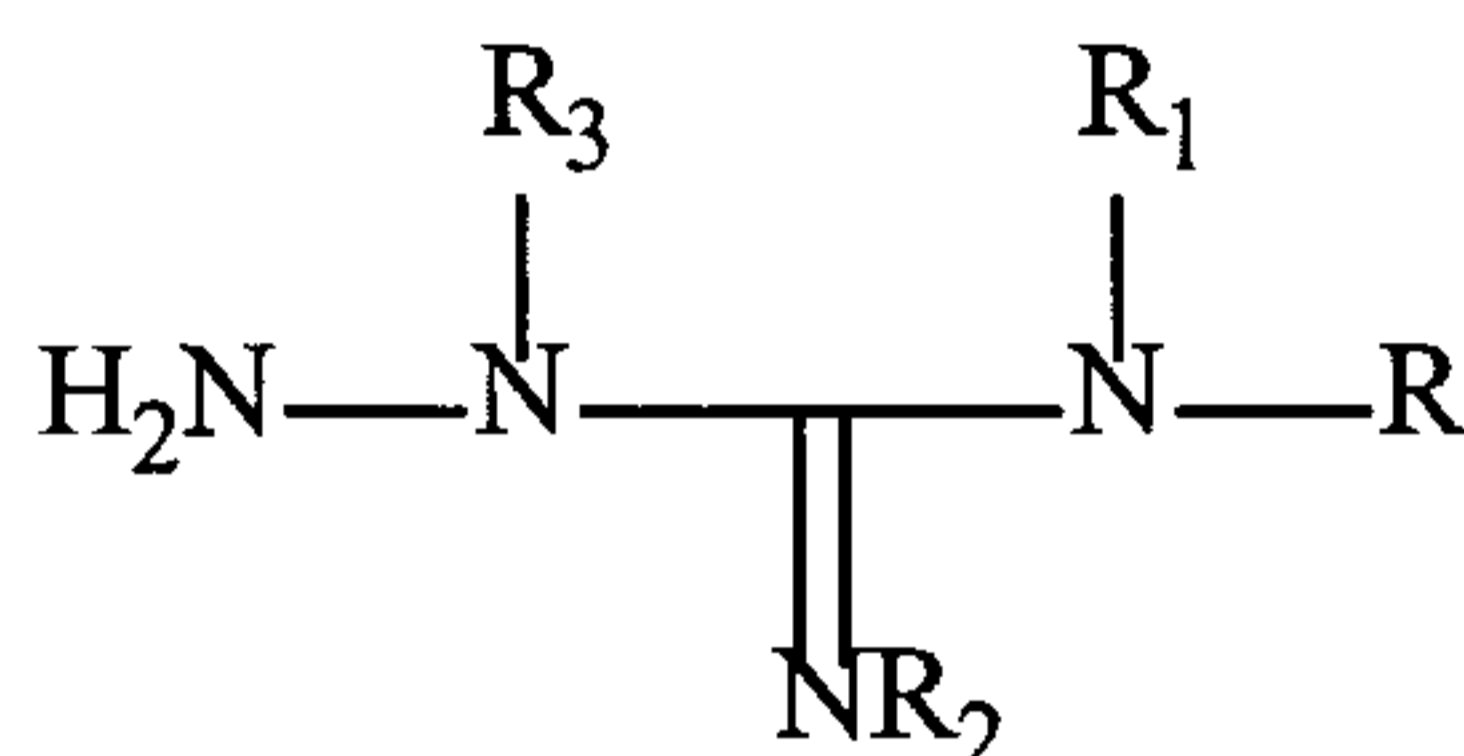
30 In treating atherosclerosis, first agents can be administered concurrently or in a combined formulation with one or more statins (HMG CoA reductase inhibitors) or cholestyramine. Examples of statins include Mevastatin, Lovastatin, Simvastatin, Pravastatin and Fluvastatin, which are administered in effective amounts as is known in

- 16 -

the art. Thus, the invention further provides pharmaceutical compositions comprising an agent of the invention in combination with an effective amount of a statin, cholestyramine, or both.

For a number of indications discussed, including sickle cell anemia and diabetic complications, as well as wound healing and any other indication in which increased tissue perfusion is a useful means or adjunct to therapy, the first agents, or aminoguanidine or other agents of the aminoguanidine class can be administered with erythropoietin, which is administered in effective amount as is known in the art. Erythropoietin includes stable forms of erythropoietin such as are marketed by Amgen (Thousand Oaks, CA).

For all indications, agents can be administered concurrently or in a combined formulation with aminoguanidine or other agents of the aminoguanidine class, which are administered in effective amounts as is known in the art. These agents include compounds of formula A



15

(A)

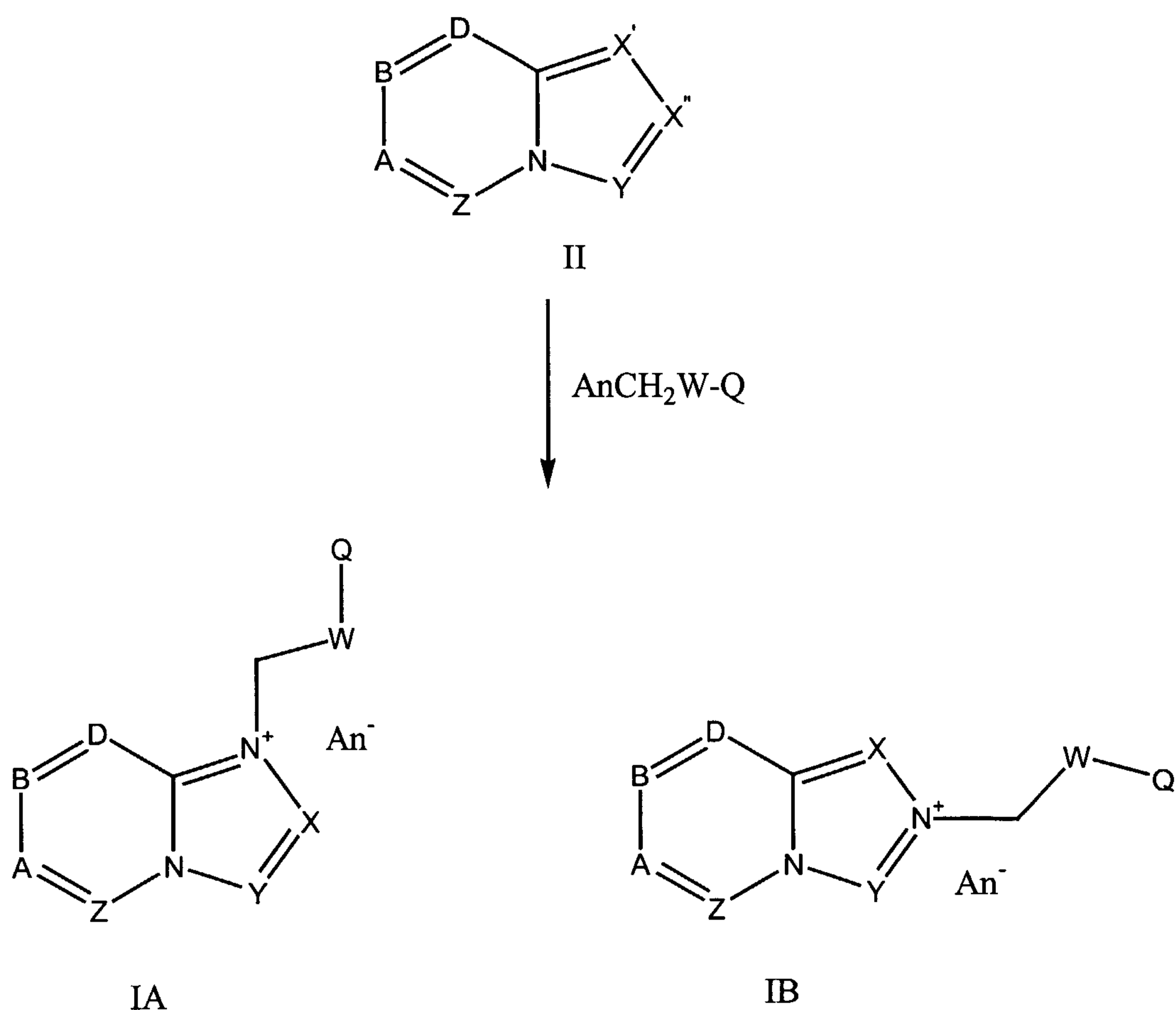
wherein R is an alkyl group, or a group of the formula $-\text{N}(\text{R}^4)(\text{R}^5)$ wherein R^4 is hydrogen, and R^5 is an alkyl group or a hydroxyalkyl group; or R^4 and R^5 together with the nitrogen atom are a heterocyclic group containing 4-6 carbon atoms and, in addition to the nitrogen atom, 0-1 oxygen, nitrogen or sulfur atoms; R^1 is hydrogen or an amino group; R^2 is hydrogen or an amino group; R^3 is hydrogen or an alkyl group, wherein R and R^1 cannot both be amino groups. Preferably at least one of R^1 , R^2 , and R^3 is other than hydrogen. The compounds can be used as their pharmaceutically acceptable acid addition salts, and mixtures of such compounds. When aminoguanidine compounds are administered, they can be administered by any route of pharmaceutical administration including those discussed below for other first agents.

The method of the invention is used to treat animals, preferably mammals, preferably humans.

- 17 -

In accordance with the present invention, methods for administering pharmaceutical compositions containing compounds have been developed for the treating the indications of the invention. These agents are derived from fused, 6-, 5-membered bicyclic heteroaromatic rings containing nitrogen as one of the two bridging atoms as shown in the Summary section above. For example, the compounds can be derived as shown in Scheme 1 below.

Scheme 1



IA ₁ or IB ₁	for W = CO, Q = Ar ⁺
IA ₂ or IB ₂	for W = CO, Q = NR'R''
IA ₃ or IB ₃	for W-Q = Ar
IA ₄ or IB ₄	for W-Q = C≡C-R ^Q
IA ₅ or IB ₅	for W-Q = CN

10 "An" can be any suitable leaving group such as chloride, bromide, mesylate, tosylate, brosylate, or mesitylenesulfonate.

- 18 -

It is recognized by those skilled in the art that when each $X' = N$ (Scheme 1), alkylation with $AnCH_2WQ$ may occur on either nitrogen to yield mixtures of IA ($X = N$) and IB ($X = N$), with IB being the predominant isomeric product. For those cases in which Z, B, D or particularly A, is N, alkylation at that position of the 6-membered ring bicyclic heteroaromatic moiety might be expected to compete with the desired reaction on the 5-membered ring heteroaromatic moiety. In this situation, the addition of one equivalent or less of a suitable acid, such as the appropriate volume of an ethereal HCl or ethereal HBr solution prior to the addition of $AnCH_2WQ$, would be expected to alter the ratio of the isomers formed. Where isomeric addition products are formed, they may be separated by chromatographic methods such as HPLC or, more preferably, by selective crystallization.

The preferred compounds of the present invention are derived from [1,2a]-imidazopyridines, [1,2a]-imidazopyrimidines, [1,2a]-imidazo[1,3,5]-triazines, [3,4a][1,2,4]-triazolo-pyridines, [3,4a][1,2,4]-triazolopyrimidines, [3,4a][1,2,4]-triazolo[1,3,5]-triazines, [3,4a]-imidazopyridines, [3,4a]-imidazopyrimidines, [3,4a][1,2,3]-triazolopyridines, [3,4a][1,2,3]-triazolopyrimidines, [1,5a]-tetrazolopyridines, [1,5a]-tetrazolopyrimidines, and the like, by their treatment with $AnCH_2CQ$, neat, or in a suitable polar solvent, such as acetonitrile, dimethylformamide, N-methyl-pyrrolidone, dimethylsulfoxide, methanol, ethanol or trifluoromethanol, or aqueous mixtures of these organic solvents, at from room temperature to 60° C for from 1 to 48 hours. (See Scheme 1.)

It will also be recognized by those skilled in the art that asymmetric carbons in the compounds of the invention can exist in one of two configurations, (R) or (S). When equal mixtures of (R) and (S) forms are present, the compound exists as a non-optically active racemic mixture. The present invention covers the racemates and each single, optically pure or enriched enantiomeric derivative. It will further be recognized that the tools for isolating enantiomers with chiral specific chromatographic methods and crystallographic methods (typically using chiral salts) have developed to make such isolations generally applicable.

The alkyl and alkenyl groups referred to below include both C_1 to C_6 linear and branched alkyl and alkenyl groups, unless otherwise noted. In addition, alkoxy groups include linear or branched C_1 to C_6 alkoxy groups, unless otherwise noted. Alkyl'

- 19 -

represents a second alkyl group independently selected from the same C₁ to C₆ linear or branched selection.

A, B, D and Z are independently N or, respectively, CR^A, CR^B, CR^D or CR^Z, with the proviso that, including the bridgehead N atom, only one to three of the atoms
5 comprising the six-membered ring of the heteroaromatic ring system may be N.

R^A, R^B, R^D and R^Z are independently hydrogen, alkyl, alkoxy, allyl, alkylalkynyl, amino, acylamino, aroylamino, (aryl)(alkyl)amino, diarylamino, dialkylamino, pyrrolidin-1-yl, piperidin-1-yl, 4-arylpiperidin-1-yl, 4-arylpiperazin-1-yl, 1-morpholin-4-yl, 1-thiamorpholin-4-yl, alkylthio, alkoxyacetyl, carboxy, (C₁ – C₆)-hydroxyalkyl,
10 H₂NS(O)₂, H₂NC(O), (alkyl)(alkyl')NC(O), 4-arylpiperazin-1-yl-C(O), fluoromethyl, difluoromethyl, trifluoromethyl, alkyl sulfonyl, alkylsulfinyl or arylsulfonyl.

X and Y are independently N, N+(O-), or, respectively, CR^X or CR^Y, with the proviso that there is only zero to one N-oxide

R^X and R^Y are independently acetamido, hydrogen, alkyl, amino, -C≡CR^E,
15 -CH₂-C≡CR^E, alkylamino, dialkylamino, alkylthio, aryl, arylthio, arylalkyl, hydroxyalkyl, fluoromethyl, difluoromethyl, trifluoromethyl, cyanomethyl, alkoxyacetylmethyl, 1-(alkoxyacetyl)-1-hydroxyalkyl or aminocarbonylmethyl, wherein R^E is alkyl, hydrogen or hydroxyalkyl. The "1" notation of "1-(alkoxyacetyl)-1-hydroxyalkyl" indicates that a terminal methyl [but for the recited
20 substitutions] of "alkyl" is substituted with the hydroxyl and esterified carbonyl [e.g., 1-(methoxyacetyl)-1-ethanol].

W is C=O, CH(OH), S(O)₂ or S(O), or together with Q forms W-Q. Q is Ar* or NR'R'', or, W-Q together are Ar, cyano or -C≡CR^Q. R^Q is hydrogen, acylaminoalkyl, aroylaminoalkyl, alkyl, hydroxyalkyl, alkylaminoalkyl, dialkylaminoalkyl,
25 (aryl)(alkyl)aminoalkyl, fluoromethyl, difluoromethyl, trifluoromethyl, Ar, ArCO, ArS(O)_n, where n = 1 or 2, H₂NC(O), or 4-arylpiperazin-1-yl-C(O).

R' and R'' are independently hydrogen, alkyl, Ar, or together, NR'R'' form a pyrrolidin-1-yl, piperidin-1-yl, 4-arylpiperidin-1-yl, 4-arylpiperazin-1-yl, 4-alkylpiperazin-1-yl, 1-morpholin-4-yl or 1-thiamorpholin-4-yl ring.

30 An- is a pharmaceutically acceptable anion.

Ar*, Ar or aryl (consistent with the rules of aromaticity) each refer to a C₆ or C₁₀ aromatic ring, or a 5- or 6-membered heteroaromatic ring containing at least one and up

- 20 -

to three atoms of N for the 6-membered heteroaryl ring and from one to three atoms of N or one atom of O or S and zero to two atoms of N for the 5-membered heteroaryl ring; each heteroaryl ring may be optionally substituted with up to two amino-, dialkylamino-, pyrrolidin-1-yl, piperidin-1-yl, 1-morpholin-4-yl, 1-thiamorpholin-4-yl, 4-arylpiperidin-1-yl, 4-arylpiperazin-1-yl-, or halo groups, or fused to a substituted benzene, pyridine, pyrimidine, pyridazine or triazine ring, and wherein C₆ or C₁₀ aromatic and heteroaromatic rings can be additionally substituted as set forth below.

C₆ or C₁₀ aromatic rings (including Ar, Ar*, or aryl), can be additionally substituted with acylamino, acyloxyalkyl, alkanoyl, alkanoylalkyl, alkenyl, alkoxy, alkoxy carbonyl, alkoxy carbonylalkyl, alkyl, -C≡CR^E, alkylamino, (C₁-C₃)-alkylenedioxy, alkylsulfonyl, alkylthio, allyl, amino, benzoyl, carboxy, carboxyalkyl, cyano, cycloalkyl, dialkylamino, halo, fluoromethyl, difluoromethyl, trifluoromethyl, hydroxy, (C₁-C₆)-hydroxyalkyl, mercapto, nitro, phenoxy, phenyl, phenylalkyl, sulfamoyl, sulfo (-SO₃H), aminosulfonyl (H₂NSO₂-), phenylsulfonyl, or phenylsulfinyl.

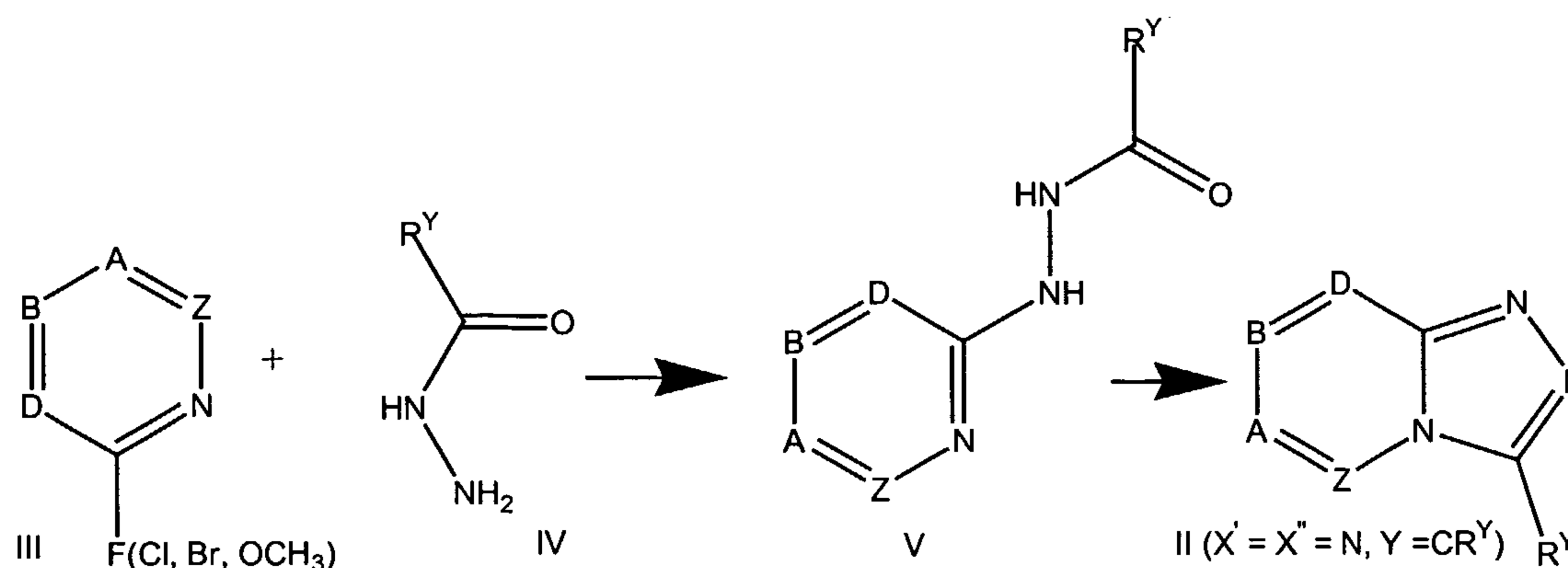
Heteroaromatic rings (Ar, Ar*, or aryl), can be additionally substituted with groups selected from: acylamino, alkanoyl, alkoxy, alkoxy carbonyl, alkoxy carbonylalkyl, alkyl, alkylamino, alkylsulfonyl, alkylthio, amino, arylsulfonyl, aryl sulfonyl, benzoyl, carboxy, cyano, dialkylamino, halo, fluoralkyl, hydroxy, mercapto, nitro, phenyl, phenoxy, pyrrolidin-1-yl, piperidin-1-yl, 4-arylpiperidin-1-yl, 1-morpholin-4-yl, 1-thiamorpholin-4-yl, 4-arylpiperazin-1-yl, sulfamoyl, aminosulfonyl (H₂NSO₂-), fluoromethyl, difluoromethyl or trifluoromethyl.

The halo atoms can be fluoro, chloro, bromo or iodo.

The compounds of formula IA and IB comprise biologically and pharmaceutically acceptable salts. Useful salt forms include the halides, particularly bromide and chloride, brosylate, tosylate, methanesulfonate (mesylate), and mesitylenesulfonate salts. It is recognized that appropriate acetate, fumarate, maleate and succinate derivatives may be prepared from the chloride salt via ion exchange techniques. Other related salts can be formed using similarly non-toxic, and biologically and pharmaceutically acceptable anions.

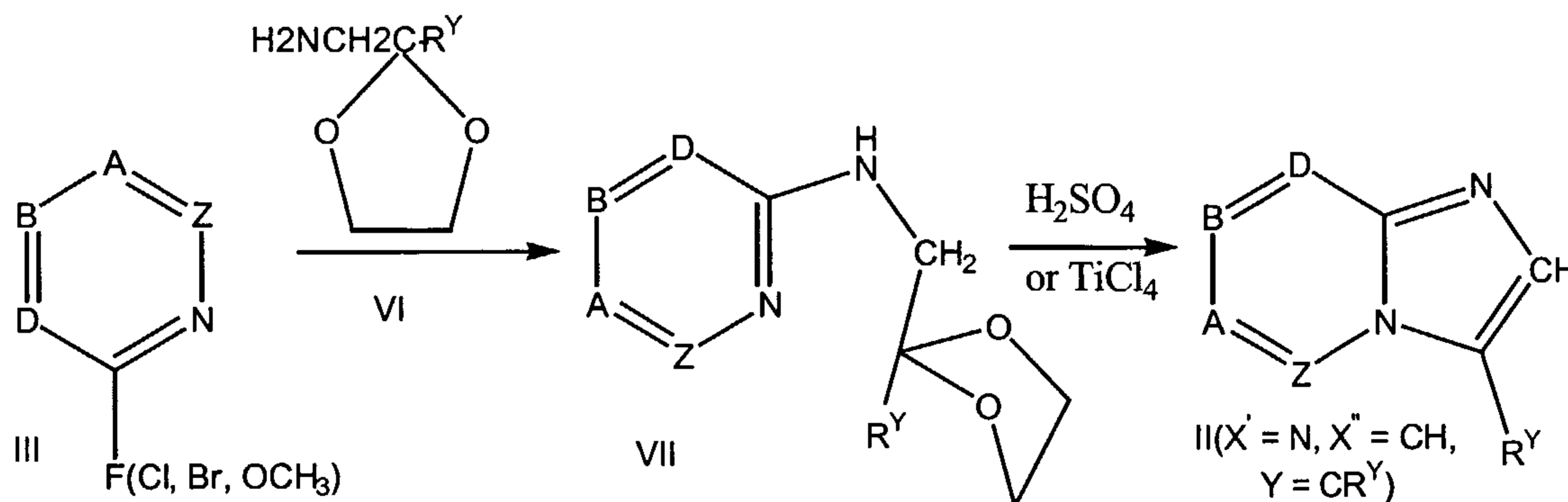
Compounds of the formula II can be conveniently prepared by chemical syntheses well-known in the art. Certain of the compounds are known and readily prepared by synthetic methods specifically published therefore.

Scheme 2

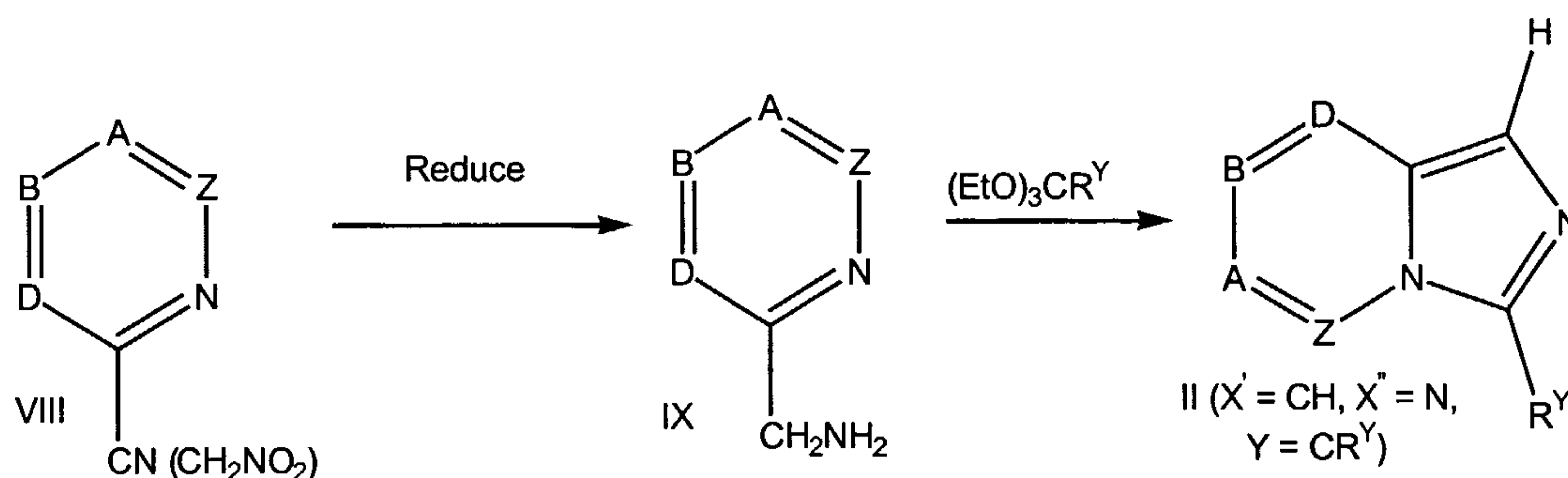


[3,4a][1,2,4]-triazolo-fused pyridines, pyrimidines or triazines [II ($\text{X}' = \text{X}'' = \text{N}$, $\text{Y} = \text{CR}^{\text{Y}}$)] are prepared from the corresponding halo, particularly fluoro, substituted heterocycles (III) (many available commercially) by treating them with an appropriate alkanoyl- or aroyl-hydrazide (IV) in a solvent such as n-butanol at temperatures from 25 C to 40°C to isolate the amidrazone intermediate (V) or at 40°C to preferably reflux temperature to form the fused bicyclic ring system, II. (See Scheme 2.) Corresponding 2-thiono-pyridines or pyrimidines may also be used as starting materials, in place of III.

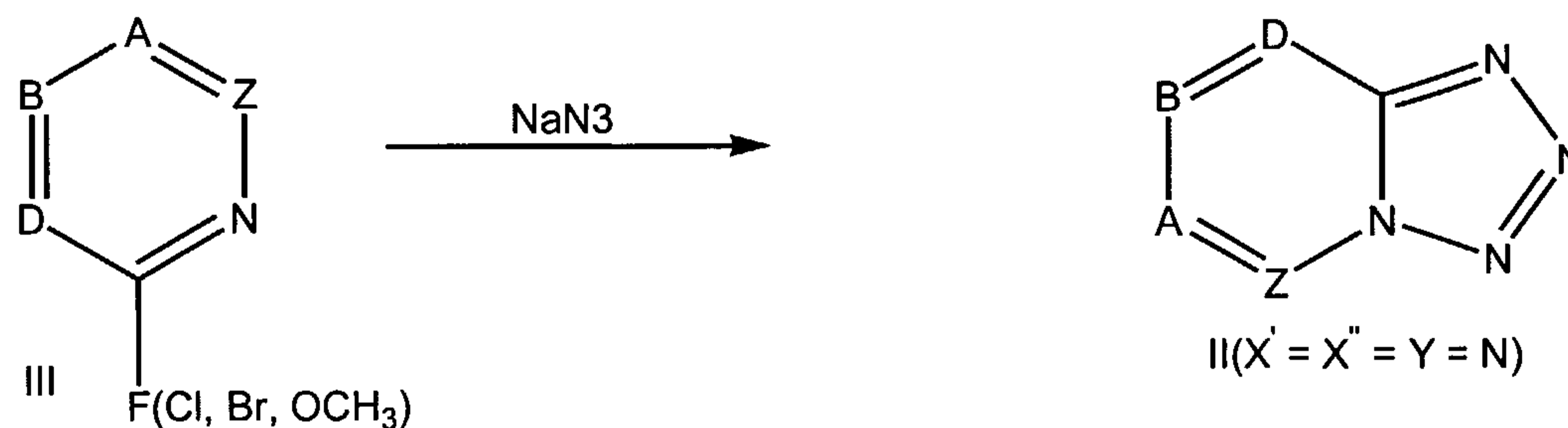
10 Scheme 3



[1,2a]-imidazopyridines, pyrimidines and triazines may be prepared by treating the halo or methoxy intermediate III with an aminoacetal, such as VI, in a solvent such as n-butanol or dimethylformamide to afford the substituted amidine, VII, which is cyclized in concentrated sulfuric acid or TiCl_4 in an ethereal solvent, such as 1,2-dimethoxyethane, at from 0°C to room temperature to afford II ($\text{X}' = \text{CH}$, $\text{X}'' = \text{N}$, and $\text{Y} = \text{CR}^{\text{Y}}$). (See Scheme 3.)

Scheme 4

The isomeric [1,5a]-imidazo-pyridine, pyrimidine and triazines are prepared from the appropriate cyano derivatives, VIII, (or nitromethane analogs) by reduction followed by cyclization with an orthoester, such as a triethylorthoester, to afford II (X' = CH, X'' = N, and Y = CR^Y (see Scheme 4), wherein R^Y is hydrogen, alkyl or aryl, optionally substituted as described above.

Scheme 5

The tetrazole fused pyridines, pyrimidines and triazines [II (X' = X'' = Y = N)] are prepared by treating substrate III with sodium azide in dimethylformamide or dimethylsulfoxide at 25° C to 80° C for 1 - 24 hours, as illustrated in Scheme 6.

To treat the indications of the invention, an effective amount of a pharmaceutical compound will be recognized by clinicians but includes an amount of a compound of the formula IA or IB effective to treat, reduce, ameliorate, eliminate or prevent one or more symptoms of the disease sought to be treated or the condition sought to be avoided or treated, or to otherwise produce a clinically recognizable change in the pathology of the disease or condition.

Pharmaceutical compositions can be prepared to allow a therapeutically effective quantity of the compound of the present invention, and can include a pharmaceutically acceptable carrier, selected from known materials utilized for this purpose. See, e.g., Remington, The Science and Practice of Pharmacy, 1995; Handbook of Pharmaceutical

- 23 -

Excipients, 3rd Edition, 1999. Such compositions can be prepared in a variety of forms, depending on the method of administration.

In addition to the subject compound, the compositions of this invention can contain a pharmaceutically-acceptable carrier. The term "pharmaceutically-acceptable carrier", as used herein, means one or more compatible solid or liquid filler diluents or encapsulating substances that are suitable for administration to an animal, including a mammal or human. The term "compatible", as used herein, means that the components of the composition are capable of being commingled with the subject compound, and with each other, such that there is no interaction that would substantially reduce the pharmaceutical efficacy of the composition under ordinary use. Preferably when liquid dose forms are used, the compounds of the invention are soluble in the components of the composition. Pharmaceutically-acceptable carriers must, of course, be of sufficiently high purity and sufficiently low toxicity to render them suitable for administration to the animal being treated.

Some examples of substances which can serve as pharmaceutically-acceptable carriers or components thereof are sugars, such as lactose, glucose and sucrose; starches, such as corn starch and potato starch; cellulose and its derivatives, such as sodium carboxymethyl cellulose, ethyl cellulose, and methyl cellulose; powdered tragacanth; malt; gelatin; talc; solid lubricants, such as stearic acid and magnesium stearate; calcium sulfate; vegetable oils, such as peanut oil, cottonseed oil, sesame oil, olive oil, corn oil and oil of theobroma; polyols such as propylene glycol, glycerine, sorbitol, mannitol, and polyethylene glycol; alginic acid; emulsifiers, such as the TweenTM brand emulsifiers; wetting agents, such as sodium lauryl sulfate; coloring agents; flavoring agents; tableting agents, stabilizers; antioxidants; preservatives; pyrogen-free water; isotonic saline; and phosphate buffer solutions. The choice of a pharmaceutically-acceptable carrier to be used in conjunction with the subject compound is basically determined by the way the compound is to be administered. If the subject compound is to be injected, the preferred pharmaceutically-acceptable carrier is sterile, physiological saline, with a blood-compatible suspending agent, the pH of which has been adjusted to about 7.4.

If the preferred mode of administering the subject compound is perorally, the preferred unit dosage form is therefore tablets, capsules, lozenges, chewable tablets, and the like. Such unit dosage forms comprise a safe and effective amount of the subject

- 24 -

compound, which is preferably from about 0.7 or 3.5 mg to about 280 mg/ 70 kg, more preferably from about 0.5 or 10 mg to about 210 mg/ 70 kg. The pharmaceutically-acceptable carrier suitable for the preparation of unit dosage forms for peroral administration are well-known in the art. Tablets typically comprise conventional
5 pharmaceutically-compatible adjuvants as inert diluents, such as calcium carbonate, sodium carbonate, mannitol, lactose and cellulose; binders such as starch, gelatin and sucrose; disintegrants such as starch, alginic acid and croscarmellose; lubricants such as magnesium stearate, stearic acid and talc. Glidants such as silicon dioxide can be used to improve flow characteristics of the powder-mixture. Coloring agents, such as the FD&C
10 dyes, can be added for appearance. Sweeteners and flavoring agents, such as aspartame, saccharin, menthol, peppermint, and fruit flavors, are useful adjuvants for chewable tablets. Capsules typically comprise one or more solid diluents disclosed above. The selection of carrier components depends on secondary considerations like taste, cost, and shelf stability, which are not critical for the purposes of this invention, and can be readily
15 made by a person skilled in the art.

Peroral compositions also include liquid solutions, emulsions, suspensions, and the like. The pharmaceutically-acceptable carriers suitable for preparation of such compositions are well known in the art. Such liquid oral compositions preferably
20 comprise from about 0.012% to about 0.933% of the subject compound, more preferably from about 0.033% to about 0.7%. Typical components of carriers for syrups, elixirs, emulsions and suspensions include ethanol, glycerol, propylene glycol, polyethylene glycol, liquid sucrose, sorbitol and water. For a suspension, typical suspending agents include methyl cellulose, sodium carboxymethyl cellulose, cellulose (e.g. Avicel™, RC-591), tragacanth and sodium alginate; typical wetting agents include lecithin and
25 polyethylene oxide sorbitan (e.g. polysorbate 80). Typical preservatives include methyl paraben and sodium benzoate. Peroral liquid compositions may also contain one or more components such as sweeteners, flavoring agents and colorants disclosed above.

Other compositions useful for attaining systemic delivery of the subject compounds include sublingual and buccal dosage forms. Such compositions typically
30 comprise one or more of soluble filler substances such as sucrose, sorbitol and mannitol; and binders such as acacia, microcrystalline cellulose, carboxymethyl cellulose and hydroxypropyl methyl cellulose. Glidants, lubricants, sweeteners, colorants, antioxidants and flavoring agents disclosed above may also be included.

- 25 -

Compositions can also be used to deliver the compound to the site where activity is desired; such as eye drops, gels and creams for ocular disorders.

Compositions of this invention include solutions or emulsions, preferably aqueous solutions or emulsions comprising a safe and effective amount of a subject
5 compound intended for topical intranasal administration. Such compositions preferably comprise from about 0.01% to about 10.0% w/v of a subject compound, more preferably from about 0.1% to about 2.0%. Similar compositions are preferred for systemic delivery of subject compounds by the intranasal route. Compositions intended to deliver the compound systemically by intranasal dosing preferably comprise similar amounts of
10 a subject compound as are determined to be safe and effective by peroral or parenteral administration. Such compositions used for intranasal dosing also typically include safe and effective amounts of preservatives, such as benzalkonium chloride and thimerosal and the like; chelating agents, such as edetate sodium and others; buffers such as phosphate, citrate and acetate; tonicity agents such as sodium chloride, potassium
15 chloride, glycerin, mannitol and others; antioxidants such as ascorbic acid, acetylcystine, sodium metabisulfite and others; aromatic agents; viscosity adjustors, such as polymers, including cellulose and derivatives thereof; and polyvinyl alcohol and acids and bases to adjust the pH of these aqueous compositions as needed. The compositions may also comprise local anesthetics or other actives. These compositions can be used as
20 sprays, mists, drops, and the like.

Other preferred compositions of this invention include aqueous solutions, suspensions, and dry powders comprising a safe and effective amount of a subject compound intended for atomization and inhalation administration. Such compositions are typically contained in a container with attached atomizing means. Such compositions
25 also typically include propellants such as chlorofluorocarbons 12/11 and 12/114, and more environmentally friendly fluorocarbons, or other nontoxic volatiles; solvents such as water, glycerol and ethanol, these include cosolvents as needed to solvate or suspend the active; stabilizers such as ascorbic acid, sodium metabisulfite; preservatives such as cetylpyridinium chloride and benzalkonium chloride; tonicity adjustors such as sodium
30 chloride; buffers; and flavoring agents such as sodium saccharin. Such compositions are useful for treating respiratory disorders, such as asthma and the like.

Other preferred compositions of this invention include aqueous solutions comprising a safe and effective amount of a subject compound intended for topical

- 26 -

intraocular administration. Such compositions preferably comprise from about 0.01% to about 0.8% w/v of a subject compound, more preferably from about 0.05% to about 0.3%. Such compositions also typically include one or more of preservatives, such as benzalkonium chloride or thimerosal, vehicles, such as poloxamers, modified celluloses, povidone and purified water; tonicity adjustors, such as sodium chloride, mannitol and glycerin; buffers such as acetate, citrate, phosphate and borate; antioxidants such as sodium metabisulfite, butylated hydroxy toluene and acetyl cysteine; acids and bases can be used to adjust the pH of these formulations as needed.

Other preferred compositions of this invention useful for peroral administration include solids, such as tablets and capsules, and liquids, such as solutions, suspensions and emulsions (preferably in soft gelatin capsules), comprising a safe and effective amount of a subject compound. Such compositions can be coated by conventional methods, typically with pH or time-dependent coatings, such that the subject compound is released in the gastrointestinal tract at various times to extend the desired action. Such dosage forms typically include, but are not limited to, one or more of cellulose acetate phthalate, polyvinylacetate phthalate, hydroxypropyl methyl cellulose phthalate, ethyl cellulose, EudragitTM coatings, waxes and shellac.

The compounds of the invention are administered by ocular, oral, parenteral, including, for example, using formulations suitable as eye drops. For ocular administration, ointments or droppable liquids may be delivered by ocular delivery systems known to the art such as applicators or eye droppers. Such compositions can include mucomimetics such as hyaluronic acid, chondroitin sulfate, hydroxypropyl methylcellulose or polyvinyl alcohol, preservatives such as sorbic acid, EDTA or benzylchromium chloride, and the usual quantities of diluents and/or carriers. See, Remington's Pharmaceutical Sciences, 16th Ed., Mack Publishing, Easton, PA, 1980, as well as later editions, for information on pharmaceutical compounding.

Numerous additional administration vehicles will be apparent to those of ordinary skill in the art, including without limitation slow release formulations, liposomal formulations and polymeric matrices.

In another preferred embodiment, the pharmaceutically effective amount is approximately 0.1 or 0.5 to 4 mg/kg body weight daily. Still more preferably, the pharmaceutically effective amount is approximately 1 mg/kg body weight daily. In a

- 27 -

preferred embodiment, the amount is administered in once daily doses, each dose being approximately 1 mg/kg body weight.

The activity of the compounds of the invention in breaking , reversing or
5 inhibiting the formation of AGE's or AGE-mediated crosslinks can be assayed by any of the methods described in US Patent 5,853,703.

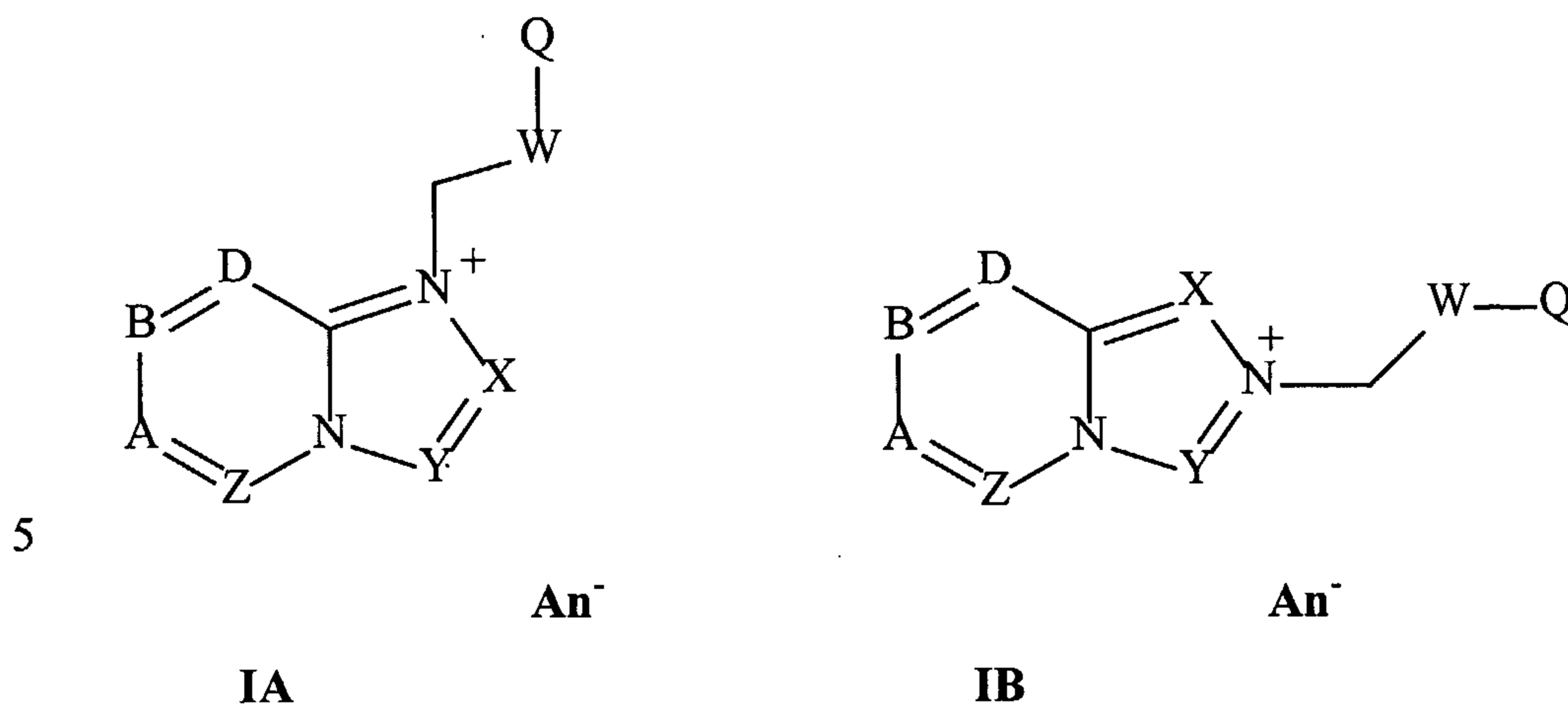
Except where heteroaryl is separately recited for the same substituent, the term "heterocycle" includes heteroaryl.

Where noted above, publications and references, including but not limited to
10 patents and patent applications, cited in this specification are herein incorporated by reference in their entirety in the entire portion cited as if each individual publication or reference were specifically and individually indicated to be incorporated by reference herein as being fully set forth. Any patent application to which this application claims
15 priority is also incorporated by reference herein in the manner described above for publications and references.

While this invention has been described with an emphasis upon preferred
embodiments, it will be obvious to those of ordinary skill in the art that variations in the preferred devices and methods may be used and that it is intended that the invention may
20 be practiced otherwise than as specifically described herein. Accordingly, this invention includes all modifications encompassed within the spirit and scope of the invention as defined by the claims that follow.

What is claimed:

1. A method of treating or ameliorating an indication of the invention in an animal, including a human, comprising administering an effective amount of a compound of the formula IA and or IB:



wherein:

- 10
- a. A, B, D and Z are independently N or, respectively, CR^A, CR^B, CR^D or CR^Z, with the proviso that, including the bridgehead N atom, only one to three of the atoms comprising the six-membered ring of the heteroaromatic ring system may be N;
- 15
- b. R^A, R^B, R^D and R^Z are independently hydrogen, alkyl, alkoxy, allyl, alkylalkynyl, amino, acylamino, aroylamino, (aryl)(alkyl)amino, diarylamino, dialkylamino, pyrrolidin-1-yl, piperidin-1-yl, 4-arylpiperidin-1-yl, 4-arylpiperazin-1-yl, 1-morpholin-4-yl, 1-thiamorpholin-4-yl, alkylthio, alkoxy carbonyl, carboxy, (C₁ – C₆)-hydroxyalkyl, H₂NS(O)₂, H₂NC(O), (alkyl)(alkyl')NC(O), 4-arylpiperazin-1-yl-C(O), fluoromethyl, difluoromethyl, trifluoromethyl, alkyl sulfonyl, alkylsulfinyl or arylsulfonyl;
- 20
- c. X and Y are independently N, N+(O-), or, respectively, CR^X or CR^Y, with the proviso that there is only zero to one N-oxide;
- 25
- d. R^X and R^Y are independently acetamido, hydrogen, alkyl, amino, -C≡CR^E, -CH₂-C≡CR^E, alkylamino, dialkylamino, alkylthio, aryl, arylthio, arylalkyl, hydroxyalkyl, fluoromethyl, difluoromethyl, trifluoromethyl, cyanomethyl, alkoxy carbonylmethyl, 1-(alkoxy carbonyl)-1-hydroxyalkyl or aminocarbonylmethyl, wherein R^E is alkyl, hydrogen or hydroxyalkyl;
- e. W is C=O, CH(OH), S(O)₂ or S(O), or together with Q forms W-Q;
- f. Q is Ar* or NR'R'', or, W-Q together are Ar, cyano or -C≡CR^Q;

- 29 -

- g. R^Q is hydrogen, acylaminoalkyl, aroylaminoalkyl, alkyl, hydroxyalkyl, alkylaminoalkyl, dialkylaminoalkyl, (aryl)(alkyl)aminoalkyl, fluoromethyl, difluoromethyl, trifluoromethyl, Ar, ArCO, ArS(O)_n, where n = 1 or 2, H₂NC(O), or 4-arylpiperazin-1-yl-C(O);
- 5 h. R' and R'' are independently hydrogen, alkyl, Ar, or together, NR'R'' form a pyrrolidin-1-yl, piperidin-1-yl, 4-arylpiperidin-1-yl, 4-arylpiperazin-1-yl, 4-alkylpiperazin-1-yl, 1-morpholin-4-yl or 1-thiamorpholin-4-yl ring;
- i. Ar, Ar*, or aryl, are each a C₆ or C₁₀ aromatic ring, or a 5- or 6-membered heteroaromatic ring containing at least one and up to three atoms of N for the 6-
10 membered heteroaryl ring and from one to three atoms of N or one atom of O or S and zero to two atoms of N for the 5-membered heteroaryl ring; each heteroaryl ring may be optionally substituted with up to two amino-, dialkylamino-, pyrrolidin-1-yl, piperidin-1-yl, 1-morpholin-4-yl, 1-thiamorpholin-4-yl, 4-arylpiperidin-1-yl, 4-arylpiperazin-1-yl-, or halo groups, or fused to a substituted
15 benzene, pyridine, pyrimidine, pyridazine or triazine ring, and wherein C₆ or C₁₀ aromatic and heteroaromatic rings can be additionally substituted as set forth below;
- j. An- is a pharmaceutically acceptable anion;
- k. C₆ or C₁₀ aromatic rings (including Ar, Ar*, or aryl), can be additionally substituted
20 with acylamino, acyloxyalkyl, alkanoyl, alkanoylalkyl, alkenyl, alkoxy, alkoxy carbonyl, alkoxy carbonylalkyl, alkyl, -C≡CR^E, alkylamino, (C₁-C₃)-alkylenedioxy, alkylsulfonyl, alkylthio, allyl, amino, benzoyl, carboxy, carboxyalkyl, cyano, cycloalkyl, dialkylamino, halo, fluoromethyl, difluoromethyl, trifluoromethyl, hydroxy, (C₁-C₆)-hydroxyalkyl, mercapto, nitro,
25 phenoxy, phenyl, phenylalkyl, sulfamoyl, sulfo (-SO₃H), aminosulfonyl (H₂NSO₂-), phenylsulfonyl, or phenylsulfinyl; and
- l. heteroaromatic rings (Ar, Ar*, or aryl), can be additionally substituted with acylamino, alkanoyl, alkoxy, alkoxy carbonyl, alkoxy carbonylalkyl, alkyl, alkylamino, alkylsulfonyl, alkylthio, amino, arylsulfonyl, aryl sulfonyl, benzoyl, carboxy,
30 cyano, dialkylamino, halo, fluoralkyl, hydroxy, mercapto, nitro, phenyl, phenoxy, pyrrolidin-1-yl, piperidin-1-yl, 4-arylpiperidin-1-yl, 1-morpholin-4-yl, 1-thiamorpholin-4-yl, 4-arylpiperazin-1-yl, sulfamoyl, aminosulfonyl (H₂NSO₂-), fluoromethyl, difluoromethyl or trifluoromethyl;

- 30 -

and pharmaceutically acceptable salts of said compounds.

2. The method of Claim 1, wherein An^- is selected from the group consisting of chloride, bromide, mesylate, tosylate, brosylate, mesitylenesulfonate, acetate, maleate, fumarate and succinate.

3. The method of Claim 1, wherein the compound is of the formula IA or IB, wherein Q is Ar^* and:

c'. X and Y are independently N, or, respectively, CR^X or CR^Y .

10

4. The method of Claim 3, wherein the compound is of the formula IA, and wherein:

a'. A, B, D and Z are, respectively, CR^A , CR^B , CR^D and CR^Z , and the compounds are imidazolium-, triazolium- and tetrazolium-fused pyridines.

15

5. The method of Claim 4, wherein:

c''. X and Y are, respectively, CR^X and CR^Y and the compounds are fused [1,2a]-imidazolium pyridines.

d'. R^X and R^Y are independently acetamido, hydrogen, alkyl, $-CH_2-C\equiv CR^P$, amino, alkylthio, hydroxyalkyl, fluoromethyl, difluoromethyl, trifluoromethyl, cyanomethyl, alkoxy carbonylmethyl, or aminocarbonylmethyl; and

20

e'. W is C=O.

6. The method of Claim 4, wherein:

c''. X is N and Y is CR^Y , and the compounds are fused [3,4a][1,2,4]-triazol-2-ium pyridines;

25

d'. R^X and R^Y are independently acetamido, hydrogen, alkyl, $-CH_2-C\equiv CR^P$, amino, alkylthio, hydroxyalkyl, fluoromethyl, difluoromethyl, trifluoromethyl, cyanomethyl, alkoxy carbonylmethyl, or aminocarbonylmethyl; and

e'. W is C=O.

30

7. The method of Claim 3, wherein the compound is of the formula IA, and

- 31 -

wherein:

a'. D = N and A, B and Z are, respectively, CR^A, CR^B and CR^Z, and the compounds are imidazolium-, triazolium- and tetrazolium-fused pyrimidines.

5 8. The method of Claim 7, wherein:

c''. X and Y are, respectively, CR^X and CR^Y and the compounds are fused [1,2a]-imidazolium pyrimidines.

d'. R^X and R^Y are independently acetamido, hydrogen, alkyl, -CH₂-C≡CR^P, amino, alkylthio, hydroxyalkyl, fluoromethyl, difluoromethyl, trifluoromethyl,
10 cyanomethyl, alkoxy carbonylmethyl, or aminocarbonylmethyl; and

e'. W is C=O.

9. The method of Claim 7, wherein:

c''. X is N and Y is CR^Y, and the compounds are fused [3,4a][1,2,4]-triazol-2-ium
15 pyrimidines;

d'. R^X and R^Y are independently acetamido, hydrogen, alkyl, -CH₂-C≡CR^P, amino, alkylthio, hydroxyalkyl, fluoromethyl, difluoromethyl, trifluoromethyl, cyanomethyl, alkoxy carbonylmethyl, or aminocarbonylmethyl; and

e'. W is C=O.

20

10. The method of Claim 3, wherein the compound is of the formula IB, and wherein:

a'. A, B, D and Z are, respectively, CR^A, CR^B, CR^D and CR^Z, and the compounds are imidazolium-, triazolium- and tetrazolium- fused pyridines.

25

11. The method of Claim 10, wherein:

c''. X and Y are, respectively, CR^X and CR^Y and the compounds are fused [1,5a]-imidazolium pyridines.

d'. R^X and R^Y are independently acetamido, hydrogen, alkyl, -CH₂-C≡CR^P, amino, alkylthio, hydroxyalkyl, fluoromethyl, difluoromethyl, trifluoromethyl,
30 cyanomethyl, alkoxy carbonylmethyl, or aminocarbonylmethyl; and

e'. W is C=O.

- 32 -

12. The method of Claim 10, wherein:

c''. X is N and Y is CR^Y, and the compounds are fused [3,4a][1,2,4]-triazol-1-ium pyridines;

5 **d'**. R^X and R^Y are independently acetamido, hydrogen, alkyl, -CH₂-C≡CR^P, amino, alkylthio, hydroxyalkyl, fluoromethyl, difluoromethyl, trifluoromethyl, cyanomethyl, alkoxy carbonylmethyl, or aminocarbonylmethyl; and

e'. W is C=O.

10 13. The method of Claim 3, wherein the compound is of the formula IB, and wherein:

a'. D = N and A, B and Z are, respectively, CR^A, CR^B and CR^Z, and the compounds are imidazolium-, triazolium- and tetrazolium-fused pyrimidines.

15 14. The method of Claim 13, wherein:

c''. X and Y are, respectively, CR^X or CR^Y and the compounds are fused [1,5a]-imidazolium pyrimidines.

d'. R^X and R^Y are independently acetamido, hydrogen, alkyl, -CH₂-C≡CR^P, amino, alkylthio, hydroxyalkyl, fluoromethyl, difluoromethyl, trifluoromethyl,
20 cyanomethyl, alkoxy carbonylmethyl, or aminocarbonylmethyl; and

e'. W is C=O.

15. The method of Claim 13, wherein:

c''. X is N and Y is CR^Y, and the compounds are fused [3,4a][1,2,4]-triazol-1-ium
25 pyrimidines;

d'. R^X and R^Y are independently acetamido, hydrogen, alkyl, -CH₂-C≡CR^P, amino, alkylthio, hydroxyalkyl, fluoromethyl, difluoromethyl, cyanomethyl, alkoxy carbonylmethyl, or aminocarbonylmethyl; and

e'. W is C=O.

30

16. The method of claim 1, wherein the administered compound is of formula IA, Q is Ar* and:

- 33 -

1. A, B, D and Z are CH;
2. X is CH and Y is C(CH₃);
3. W is C=O; and
4. Ar* is C₆H₅.

5

17. The method of claim 1, wherein the administered compound is of formula IA, Q is Ar* and:

1. A, B, D and Z are CH;
2. X = Y = CH;
- 10 3. W is C=O; and
4. Ar* is C₆H₅.

18. The method of claim 1, wherein the administered compound is of formula IB, Q is Ar* and:

- 15 1. A, B, D and Z are CH;
2. X is N, and Y is C(CH₃);
3. W is C=O; and
4. Ar* is C₆H₅.

19. The method of claim 1, wherein the administered compound is of formula IB, Q is Ar* and:

1. A, B, D and Z are CH;
2. X is CH, Y is C(CH₃);
3. W is C=O; and
- 25 4. Ar* is 6-[(2,4-dipyrrolidin-1-yl)pyrimidine].

20. The method of Claim 1, wherein the compound is of the formula IA or IB, wherein Q is NR'R'' and:

c'. X and Y are independently N, or, respectively, CR^X and CR^Y.

30

21. The method of Claim 20, wherein the compound is of the formula IA, wherein:

- 34 -

a'. A, B, D and Z are, respectively, CR^A, CR^B, CR^D and CR^Z, and the compounds are imidazolium-, triazolium- and tetrazolium- fused pyridines.

22. The method of Claim 21, wherein:

5 c''. X and Y are, respectively, CR^X and CR^Y and the compounds are fused [1,2a]-imidazolium pyridines.

d'. R^X and R^Y are independently acetamido, hydrogen, alkyl, -CH₂-C≡CR^P, amino, alkylthio, hydroxyalkyl, fluoromethyl, difluoromethyl, trifluoromethyl, cyanomethyl, alkoxy carbonylmethyl, or aminocarbonylmethyl; and

10 e'. W is C=O.

23. The method of Claim 21, wherein:

c''. X is N and Y is CR^Y, and the compounds are fused [3,4a][1,2,4]-triazol-2-ium pyridines;

15 d'. R^X and R^Y are independently acetamido, hydrogen, alkyl, -CH₂-C≡CR^P, amino, alkylthio, hydroxyalkyl, fluoromethyl, difluoromethyl, trifluoromethyl, cyanomethyl, alkoxy carbonylmethyl, or aminocarbonylmethyl; and

e'. W is C=O.

20 24. The method of Claim 20, wherein the compound is of the formula IA, wherein:

a'. D = N and A, B and Z are, respectively, CR^A, CR^B and CR^Z, and the compounds are imidazolium-, triazolium- and tetrazolium-fused pyrimidines.

25 25. The method of Claim 24, wherein:

c''. X and Y are, respectively, CR^X and CR^Y and the compounds are fused [1,2a]-imidazolium pyrimidines.

d'. R^X and R^Y are independently acetamido, hydrogen, alkyl, -CH₂-C≡CR^P, amino, alkylthio, hydroxyalkyl, fluoromethyl, difluoromethyl, trifluoromethyl, cyanomethyl, alkoxy carbonylmethyl, or aminocarbonylmethyl; and

30

e'. W is C=O.

- 35 -

26. The method of Claim 24, wherein:

c''. X is N and Y is CR^Y, and the compounds are fused [3,4a][1,2,4]-triazol-2-ium pyrimidines;

d'. R^X and R^Y are independently acetamido, hydrogen, alkyl, -CH₂-C≡CR^P, amino,
5 alkylthio, hydroxyalkyl, fluoromethyl, difluoromethyl, trifluoromethyl, cyanomethyl, alkoxy carbonylmethyl, or aminocarbonylmethyl; and

e'. W is C=O.

27. The method of Claim 20, wherein the compound is of the formula IB,

10 wherein:

a'. A, B, D and Z are, respectively, CR^A, CR^B, CR^D and CR^Z, and the compounds are imidazolium-, triazolium- and tetrazolium- fused pyridines.

28. The method of Claim 27, wherein:

15 **c''**. X and Y are, respectively, CR^X and CR^Y and the compounds are fused [1,5a]-imidazolium pyridines.

d'. R^X and R^Y are independently acetamido, hydrogen, alkyl, -CH₂-C≡CR^P, amino, alkylthio, hydroxyalkyl, fluoromethyl, difluoromethyl, trifluoromethyl, cyanomethyl, alkoxy carbonylmethyl, or aminocarbonylmethyl; and

20 **e'**. W is C=O.

29. The method of Claim 27, wherein:

c''. X is N and Y is CR^Y, and the compounds are fused [3,4a][1,2,4]-triazol-1-ium pyridines;

25 **d'**. R^X and R^Y are independently acetamido, hydrogen, alkyl, -CH₂-C≡CR^P, amino, alkylthio, hydroxyalkyl, fluoromethyl, difluoromethyl, trifluoromethyl, cyanomethyl, alkoxy carbonylmethyl, or aminocarbonylmethyl; and

e'. W is C=O.

30 30. The method of Claim 20, wherein the compound is of the formula IB, wherein:

- 36 -

a'. D = N and A, B and Z are, respectively, CR^A, CR^B and CR^Z, and the compounds are imidazolium-, triazolium- and tetrazolium-fused pyrimidines.

31. The method of Claim 30, wherein:

5 c". X and Y are, respectively, CR^X or CR^Y and the compounds are fused [1,5a]-imidazolium pyrimidines.

d'. R^X and R^Y are independently acetamido, hydrogen, alkyl, -CH₂-C≡CR^P, amino, alkylthio, hydroxyalkyl, fluoromethyl, difluoromethyl, trifluoromethyl, cyanomethyl, alkoxy carbonylmethyl, or aminocarbonylmethyl; and

10 e'. W is C=O.

32. The method of Claim 30, wherein:

c". X is N and Y is CR^Y, and the compounds are fused [3,4a][1,2,4]-triazol-1-ium pyrimidines;

15 d'. R^X and R^Y are independently acetamido, hydrogen, alkyl, -CH₂-C≡CR^P, amino, alkylthio, hydroxyalkyl, fluoromethyl, difluoromethyl, trifluoromethyl, cyanomethyl, alkoxy carbonylmethyl, or aminocarbonylmethyl; and

e'. W is C=O.

20 33. The method of claim 1, wherein the administered compound is of formula IB,

Q is NR'R'' and:

1. A, B, D and Z are CH;

2. X is CH and Y is C(CH₃);

3. W is C=O; and

25 4. NR'R'' is pyrrolidin-1-yl.

34. The method of claim 1, wherein the administered compound is of formula IA,

Q is NR'R'' and;

1. A, B, D and Z are CH;

30 2. X = Y = CH;

3. W is C=O; and

4. NR'R' is pyrrolidin-1-yl.

- 37 -

35. The method of claim 1, wherein the administered compound is of formula IA,
Q is NR'R'' and:

1. A, B, D and Z are CH;
- 5 2. X is CH, Y is CH;
3. W is C=O; and
4. NR'R'' is 4-[6-(2,4-dipyrrolidin-1-yl)pyrimidinyl]piperazin-1-yl.

36. The method of claim 1, wherein the administered compound is of formula IB,
10 Q is NR'R'' and:

1. A, B, D and Z are CH;
2. X is N, and Y is C(CH₃);
3. W is C=O; and
4. NR'R'' is pyrrolidin-1-yl.

15

37. The method of claim 1, wherein the administered compound is of formula IB,
Q is NR'R'' and:

1. A, B, D and Z are CH;
2. X is CH, Y is C(CH₃);
- 20 3. W is C=O; and
4. NR'R'' is 4-[6-(2,4-dipyrrolidin-1-yl)pyrimidinyl]piperazin-1-yl.

38. The method of Claim 1, wherein the compound is of the formula IA or IB,
wherein W-Q is Ar and:

- 25 c'. X and Y are independently N, or, respectively, CR^X and CR^Y.

39. The method of Claim 38, wherein the compound is of the formula IA, and
wherein W-Q is Ar and:

- a'. A, B, D and Z are, respectively, CR^A, CR^B, CR^D and CR^Z, and the compounds are
30 imidazolium-, triazolium- and tetrazolium-fused pyridines.

40. The method of Claim 39, wherein:

- 38 -

c''. X and Y are, respectively, CR^X and CR^Y and the compounds are fused [1,2a]-imidazolium pyridines.

d'. R^X and R^Y are independently acetamido, hydrogen, alkyl, -CH₂-C≡CR^P, amino, alkylthio, hydroxyalkyl, fluoromethyl, difluoromethyl, trifluoromethyl,
5 cyanomethyl, alkoxy carbonylmethyl, or aminocarbonylmethyl; and

e'. W is C=O.

41. The method of Claim 39, wherein the compound of formula IA, wherein:

10 **c''**. X is N and Y is CR^Y, and the compounds are fused [3,4a][1,2,4]-triazol-2-ium pyridines;

d'. R^X and R^Y are independently acetamido, hydrogen, alkyl, -CH₂-C≡CR^P, amino, alkylthio, hydroxyalkyl, fluoromethyl, difluoromethyl, trifluoromethyl, cyanomethyl, alkoxy carbonylmethyl, or aminocarbonylmethyl; and

15 **e'**. W is C=O.

42. The method of Claim 38, wherein the compound is of the formula IA, wherein:

20 **a'**. D = N and A, B and Z are, respectively, CR^A, CR^B and CR^Z, and the compounds are imidazolium-, triazolium- and tetrazolium-fused pyrimidines.

43. The method of Claim 42, wherein the compound is of the formula IA, wherein:

25 **c''**. X and Y are, respectively, CR^X and CR^Y and the compounds are fused [1,2a]-imidazolium pyrimidines.

d'. R^X and R^Y are independently acetamido, hydrogen, alkyl, -CH₂-C≡CR^P, amino, alkylthio, hydroxyalkyl, fluoromethyl, difluoromethyl, trifluoromethyl, cyanomethyl, alkoxy carbonylmethyl, or aminocarbonylmethyl; and

e'. W is C=O.

30

44. The method of Claim 42, wherein the compound of formula IA, wherein:

- 39 -

c''. X is N and Y is CR^Y, and the compounds are fused [3,4a][1,2,4]-triazol-2-ium pyrimidines;

d'. R^X and R^Y are independently acetamido, hydrogen, alkyl, -CH₂-C≡CR^P, amino, alkylthio, hydroxyalkyl, fluoromethyl, difluoromethyl, trifluoromethyl, cyanomethyl, alkoxy carbonylmethyl, or aminocarbonylmethyl; and

5

e'. W is C=O.

45. The method of Claim 38, wherein the compound is of the formula IB, wherein:

10 **a'**. A, B, D and Z are, respectively, CR^A, CR^B, CR^D and CR^Z, and the compounds are imidazolium-, triazolium- and tetrazolium- fused pyridines.

46. The method of Claim 45, wherein:

15 **c''**. X and Y are, respectively, CR^X and CR^Y and the compounds are fused [1,5a]-imidazolium pyridines.

d'. R^X and R^Y are independently acetamido, hydrogen, alkyl, -CH₂-C≡CR^P, amino, alkylthio, hydroxyalkyl, fluoromethyl, difluoromethyl, trifluoromethyl, cyanomethyl, alkoxy carbonylmethyl, or aminocarbonylmethyl; and

e'. W is C=O.

20

47. The method of Claim 45, wherein:

c''. X is N and Y is CR^Y, and the compounds are fused [3,4a][1,2,4]-triazol-1-ium pyridines;

25 **d'**. R^X and R^Y are independently acetamido, hydrogen, alkyl, -CH₂-C≡CR^P, amino, alkylthio, hydroxyalkyl, fluoromethyl, difluoromethyl, trifluoromethyl, cyanomethyl, alkoxy carbonylmethyl, or aminocarbonylmethyl; and

e'. W is C=O.

48. The method of Claim 38, wherein the compound is of the formula IB, wherein:

30

a'. D = N and A, B and Z are, respectively, CR^A, CR^B and CR^Z, and the compounds are imidazolium-, triazolium- and tetrazolium-fused pyrimidines.

49. The method of Claim 48, wherein:

c''. X and Y are, respectively, CR^X or CR^Y and the compounds are fused [1,5a]-imidazolium pyrimidines.

5 **d'**. R^X and R^Y are independently acetamido, hydrogen, alkyl, $-CH_2-C\equiv CR^P$, amino, alkylthio, hydroxyalkyl, fluoromethyl, difluoromethyl, trifluoromethyl, cyanomethyl, alkoxy carbonylmethyl, or aminocarbonylmethyl; and

e'. W is C=O.

10 50. The method of Claim 48, wherein:

c''. X is N and Y is CR^Y , and the compounds are fused [3,4a][1,2,4]-triazol-1-ium pyrimidines;

d'. R^X and R^Y are independently acetamido, hydrogen, alkyl, $-CH_2-C\equiv CR^P$, amino, alkylthio, hydroxyalkyl, fluoromethyl, difluoromethyl, trifluoromethyl,
15 cyanomethyl, alkoxy carbonylmethyl, or aminocarbonylmethyl; and

e'. W is C=O.

51. The method of claim 1, wherein the administered compound is of formula IA,

W-Q is Ar and:

- 20 1. A, B, D and Z are CH;
2. X is CH and Y is $C(CH_3)$.

52. The method of claim 1, wherein the administered compound is of formula IA,

W-Q is Ar and:

- 25 1. A, B, D and Z are CH;
2. X is CH and Y is CH.

53. The method of claim 1, wherein the administered compound is of formula IA,

W-Q is Ar and:

- 30 1. A, B, D and Z are CH;
2. X is N and Y is $C(CH_3)$.

54. The method of claim 1, wherein the administered compound is of formula IB, W-Q is Ar and:

1. A, B, D and Z are CH;
2. X is N, and Y is C(CH₃);

5

55. The method of claim 1, wherein the administered compound is of formula IB, W-Q is Ar and:

1. A, B, D and Z are CH;
2. X is CH, Y is C(CH₃);

10

56. The method of Claim 1, wherein the compound is of the formula IA or IB, wherein W-Q is C≡C-R^Q and:

c'. X and Y are independently N, or, respectively, CR^X and CR^Y.

15

57. The method of Claim 1, wherein the compound is of the formula IA, wherein W-Q is C≡C-R^Q and:

a'. A, B, D and Z are, respectively, CR^A, CR^B, CR^D and CR^Z, and the compounds are imidazolium-, triazolium- and tetrazolium-fused pyridines.

20

58. The method of Claim 57, wherein:

c'. X and Y are, respectively, CR^X and CR^Y and the compounds are fused [1,2a]-imidazolium pyridines.

d'. R^X and R^Y are independently acetamido, hydrogen, alkyl, -CH₂-C≡CR^P, amino, alkylthio, hydroxyalkyl, fluoromethyl, difluoromethyl, trifluoromethyl,

25

cyanomethyl, alkoxy carbonylmethyl, or aminocarbonylmethyl; and

e'. W is C=O.

59. The method of Claim 57, wherein:

c'. X is N and Y is CR^Y, and the compounds are fused [3,4a][1,2,4]-triazol-2-ium pyridines;

30

- 42 -

d'. R^X and R^Y are independently acetamido, hydrogen, alkyl, $-\text{CH}_2-\text{C}\equiv\text{CR}^P$, amino, alkylthio, hydroxyalkyl, fluoromethyl, difluoromethyl, trifluoromethyl, cyanomethyl, alkoxy carbonylmethyl, or aminocarbonylmethyl; and

e'. W is C=O.

5

60. The method of Claim 56, wherein the compound is of the formula IA, and wherein:

a'. D = N and A, B and Z are, respectively, CR^A , CR^B and CR^Z , and the compounds are imidazolium-, triazolium- and tetrazolium-fused pyrimidines.

10

61. The method of Claim 60, wherein:

c''. X and Y are, respectively, CR^X and CR^Y and the compounds are fused [1,2a]-imidazolium pyrimidines; and

d'. R^X and R^Y are independently acetamido, hydrogen, alkyl, $-\text{CH}_2-\text{C}\equiv\text{CR}^P$, amino, alkylthio, hydroxyalkyl, fluoromethyl, difluoromethyl, trifluoromethyl, cyanomethyl, alkoxy carbonylmethyl, or aminocarbonylmethyl.

15

62. The method of Claim 60, wherein:

c''. X is N and Y is CR^Y , and the compounds are fused [3,4a][1,2,4]-triazol-2-ium pyrimidines; and

20

d'. R^X and R^Y are independently acetamido, hydrogen, alkyl, $-\text{CH}_2-\text{C}\equiv\text{CR}^P$, amino, alkylthio, hydroxyalkyl, fluoromethyl, difluoromethyl, trifluoromethyl, cyanomethyl, alkoxy carbonylmethyl, or aminocarbonylmethyl.

25

63. The method of Claim 56, wherein the compound is of the formula IB, and wherein:

a'. A, B, D and Z are, respectively, CR^A , CR^B , CR^D and CR^Z , and the compounds are imidazolium-, triazolium- and tetrazolium- fused pyridines.

30

64. The method of Claim 63, wherein:

c''. X and Y are, respectively, CR^X and CR^Y and the compounds are fused [1,5a]-imidazolium pyridines; and

- 43 -

d'. R^X and R^Y are independently acetamido, hydrogen, alkyl, $-\text{CH}_2-\text{C}\equiv\text{CR}^P$, amino, alkylthio, hydroxyalkyl, fluoromethyl, difluoromethyl, trifluoromethyl, cyanomethyl, alkoxy carbonylmethyl, or aminocarbonylmethyl.

5 65. The method of Claim 63, wherein:

c''. X is N and Y is CR^Y , and the compounds are fused [3,4a][1,2,4]-triazol-1-ium pyridines; and

d'. R^X and R^Y are independently acetamido, hydrogen, alkyl, $-\text{CH}_2-\text{C}\equiv\text{CR}^P$, amino, alkylthio, hydroxyalkyl, fluoromethyl, difluoromethyl, trifluoromethyl,
10 cyanomethyl, alkoxy carbonylmethyl, or aminocarbonylmethyl.

66. The method of Claim 56, wherein the compound is of the formula IB, and wherein:

a'. D = N and A, B and Z are, respectively, CR^A , CR^B and CR^Z , and the compounds are
15 imidazolium-, triazolium- and tetrazolium-fused pyrimidines.

67. The method of Claim 66, wherein:

c''. X and Y are, respectively, CR^X or CR^Y and the compounds are fused [1,5a]-imidazolium pyrimidines; and

20 **d'**. R^X and R^Y are independently acetamido, hydrogen, alkyl, $-\text{CH}_2-\text{C}\equiv\text{CR}^P$, amino, alkylthio, hydroxyalkyl, fluoromethyl, difluoromethyl, trifluoromethyl, cyanomethyl, alkoxy carbonylmethyl, or aminocarbonylmethyl.

68. The method of Claim 66, wherein:

25 **c''**. X is N and Y is CR^Y , and the compounds are fused [3,4a][1,2,4]-triazol-1-ium pyrimidines; and

d'. R^X and R^Y are independently acetamido, hydrogen, alkyl, $-\text{CH}_2-\text{C}\equiv\text{CR}^P$, amino, alkylthio, hydroxyalkyl, fluoromethyl, difluoromethyl, trifluoromethyl, cyanomethyl, alkoxy carbonylmethyl, or aminocarbonylmethyl.

30

69. The method of claim 1, wherein the administered compound is of formula IA, W-Q is $\text{C}\equiv\text{C}-\text{R}^Q$ and:

- 44 -

1. A, B, D and Z are CH;
2. X is CH and Y is C(CH₃).

70. The method of claim 1, wherein the administered compound is of formula IA,
- 5 W-Q is C≡C-R^Q and:
1. A, B, D and Z are CH;
 2. X is CH and Y is CH.

71. The method of claim 1, wherein the administered compound is of formula IA,
- 10 W-Q is C≡C-R^Q and:
1. A, B, D and Z are CH;
 2. X is N and Y is C(CH₃).

72. The method of claim 1, wherein the administered compound is of formula IB,
- 15 W-Q is C≡C-R^Q and:
1. A, B, D and Z are CH;
 2. X is N, and Y is CH;

73. The method of claim 1, wherein the administered compound is of formula IB,
- 20 W-Q is C≡C-R^Q and:
1. A, B, D and Z are CH;
 2. X is CH, Y is C(CH₃).

74. The method of Claim 1, wherein the compound is of the formula IA or IB,
- 25 wherein W-Q is CN and:
- c'. X and Y are independently N, or, respectively, CR^X and CR^Y.

75. The method of Claim 1, wherein the compound is of the formula IA,
- wherein W-Q is CN and:
- 30 a'. A, B, D and Z are, respectively, CR^A, CR^B, CR^D and CR^Z, and the compounds are imidazolium-, triazolium- and tetrazolium-fused pyridines.

- 45 -

76. The method of Claim 75, wherein:

c'. X and Y are, respectively, CR^X and CR^Y and the compounds are fused [1,2a]-imidazolium pyridines; and

d'. R^X and R^Y are independently acetamido, hydrogen, alkyl, -CH₂-C≡CR^P, amino, alkylthio, hydroxyalkyl, fluoromethyl, difluoromethyl, trifluoromethyl, cyanomethyl, alkoxy carbonylmethyl, or aminocarbonylmethyl.

77. The method of Claim 75, wherein:

c'. X is N and Y is CR^Y, and the compounds are fused [3,4a][1,2,4]-triazol-2-ium pyridines; and

d'. R^X and R^Y are independently acetamido, hydrogen, alkyl, -CH₂-C≡CR^P, amino, alkylthio, hydroxyalkyl, fluoromethyl, difluoromethyl, trifluoromethyl, cyanomethyl, alkoxy carbonylmethyl, or aminocarbonylmethyl.

78. The method of Claim 74, wherein the compound is of the formula IA, and wherein:

a'. D = N and A, B and Z are, respectively, CR^A, CR^B and CR^Z, and the compounds are imidazolium-, triazolium- and tetrazolium-fused pyrimidines.

79. The method of Claim 78, wherein:

c''. X and Y are, respectively, CR^X and CR^Y and the compounds are fused [1,2a]-imidazolium pyrimidines; and

d'. R^X and R^Y are independently acetamido, hydrogen, alkyl, -CH₂-C≡CR^P, amino, alkylthio, hydroxyalkyl, fluoromethyl, difluoromethyl, trifluoromethyl, cyanomethyl, alkoxy carbonylmethyl, or aminocarbonylmethyl.

80. The method of Claim 78, wherein:

c''. X is N and Y is CR^Y, and the compounds are fused [3,4a][1,2,4]-triazol-2-ium pyrimidines; and

d'. R^X and R^Y are independently acetamido, hydrogen, alkyl, -CH₂-C≡CR^P, amino, alkylthio, hydroxyalkyl, fluoromethyl, difluoromethyl, trifluoromethyl, cyanomethyl, alkoxy carbonylmethyl, or aminocarbonylmethyl.

- 46 -

81. The method of Claim 74, wherein the compound is of the formula IB, and wherein:

5 **a'**. A, B, D and Z are, respectively, CR^A, CR^B, CR^D and CR^Z, and the compounds are imidazolium-, triazolium- and tetrazolium- fused pyridines.

82. The method of Claim 81, wherein:

c''. X and Y are, respectively, CR^X and CR^Y and the compounds are fused [1,5a]-imidazolium pyridines; and

10 **d'**. R^X and R^Y are independently acetamido, hydrogen, alkyl, -CH₂-C≡CR^P, amino, alkylthio, hydroxyalkyl, fluoromethyl, difluoromethyl, trifluoromethyl, cyanomethyl, alkoxy carbonylmethyl, or aminocarbonylmethyl.

83. The method of Claim 81, wherein:

15 **c''**. X is N and Y is CR^Y, and the compounds are fused [3,4a][1,2,4]-triazol-1-ium pyridines; and

d'. R^X and R^Y are independently acetamido, hydrogen, alkyl, -CH₂-C≡CR^P, amino, alkylthio, hydroxyalkyl, fluoromethyl, difluoromethyl, trifluoromethyl, cyanomethyl, alkoxy carbonylmethyl, or aminocarbonylmethyl.

20

84. The method of Claim 74, wherein the compound is of the formula IB, and wherein:

a'. D = N and A, B and Z are, respectively, CR^A, CR^B and CR^Z, and the compounds are imidazolium-, triazolium- and tetrazolium-fused pyrimidines.

25

85. The method of Claim 84, wherein:

c''. X and Y are, respectively, CR^X or CR^Y and the compounds are fused [1,5a]-imidazolium pyrimidines; and

30 **d'**. R^X and R^Y are independently acetamido, hydrogen, alkyl, -CH₂-C≡CR^P, amino, alkylthio, hydroxyalkyl, fluoromethyl, difluoromethyl, trifluoromethyl, cyanomethyl, alkoxy carbonylmethyl, or aminocarbonylmethyl.

- 47 -

86. The method of Claim 84, wherein:

c". X is N and Y is CR^Y, and the compounds are fused [3,4a][1,2,4]-triazol-1-ium pyrimidines; and

d'. R^X and R^Y are independently acetamido, hydrogen, alkyl, -CH₂-C≡CR^P, amino,
5 alkylthio, hydroxyalkyl, fluoromethyl, difluoromethyl, trifluoromethyl,
cyanomethyl, alkoxy carbonylmethyl, or aminocarbonylmethyl.

87. The method of claim 1, wherein the administered compound is of formula IA,

W-Q is CN and:

- 10 1. A, B, D and Z are CH;
2. X is CH and Y is C(CH₃).

88. The method of claim 1, wherein the administered compound is of formula IB,

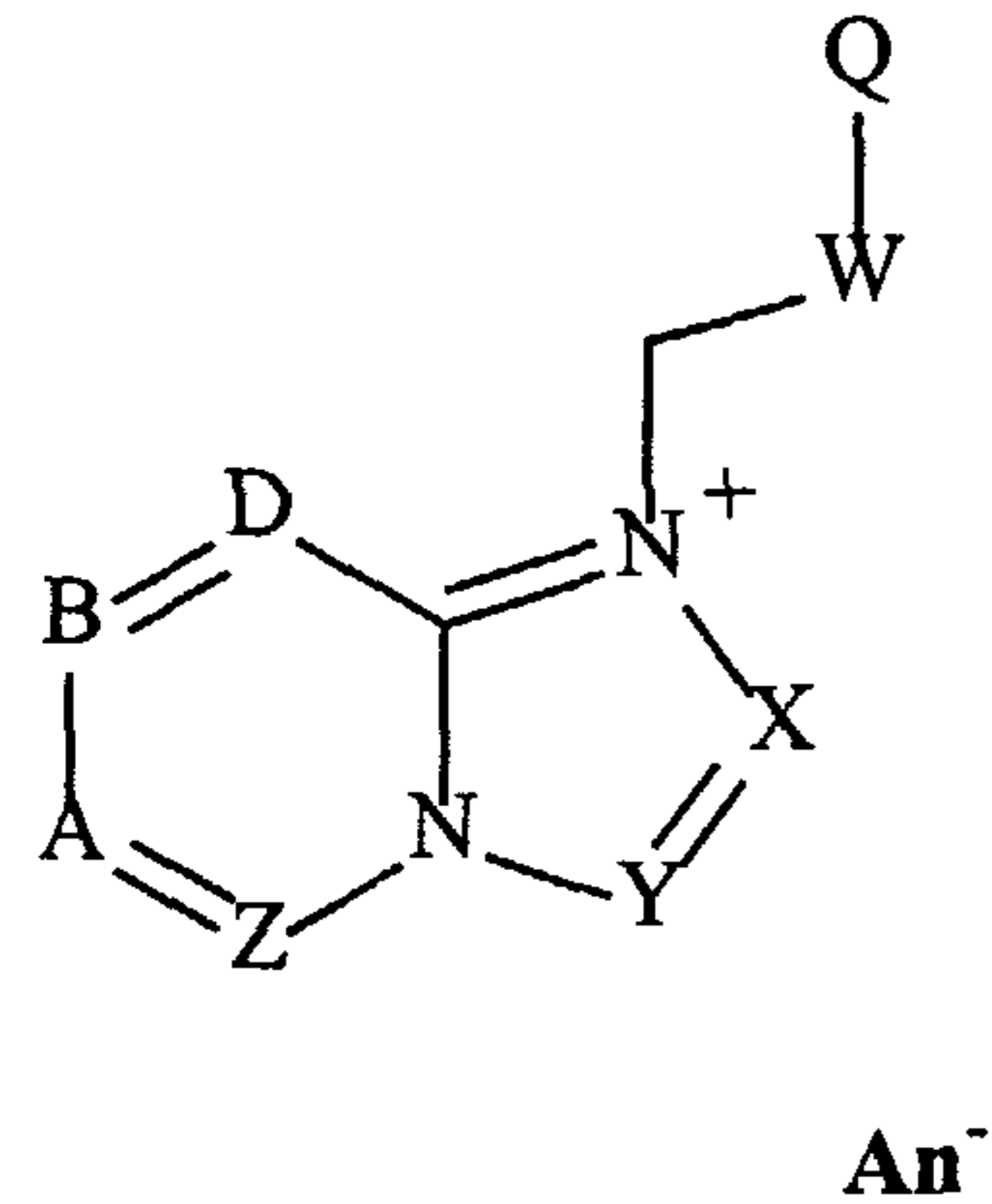
W-Q is CN and:

- 15 1. A, B, D and Z are CH;
2. X is N, and Y is C(CH₃);

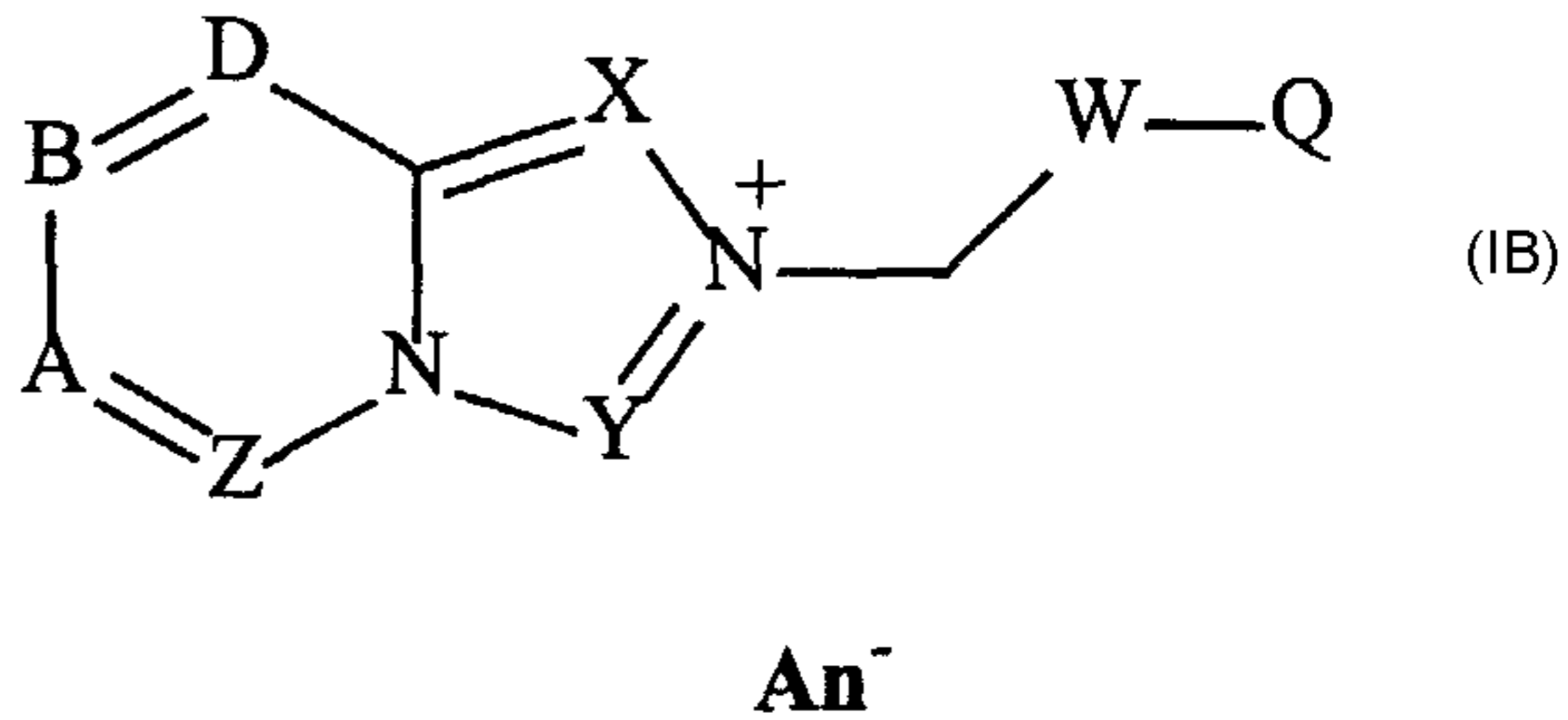
89. The method of claim 1, wherein the administered compound is of formula IB,

W-Q is CN and:

- 20 1. A, B, D and Z are CH;
2. X is CH, Y is CH.



(IA)



(IB)