(19) Europäisches Patentamt
European Patent Office
Office européen des brevets

(11) **EP 2 623 651 B1**

(12) **EUROPEAN PATENT SPECIFICATION**

(45) Date of publication and mention of the grant of the patent:
11.03.2015 Bulletin 2015/11

(51) Int Cl.:
D04B 1/22 *(2006.01)*

(21) Application number: **13000418.7**

(22) Date of filing: **29.01.2013**

(54) **Knitwear**

Strickware

Article tricoté

(84) Designated Contracting States:
AL AT BE BG CH CY CZ DE DK EE ES FI FR GB GR HR HU IE IS IT LI LT LU LV MC MK MT NL NO PL PT RO RS SE SI SK SM TR

(30) Priority: **01.02.2012 JP 2012020150**

(43) Date of publication of application:
07.08.2013 Bulletin 2013/32

(73) Proprietor: **Shima Seiki Mfg., Ltd**
Wakayama-shi,
Wakayama 641-8511 (JP)

(72) Inventor: **Okuno, Masao**
Wakayama-shi, Wakayama, 641-8511 (JP)

(74) Representative: **Wagner, Karl H.**
Wagner & Geyer
Gewürzmühlstrasse 5
80538 Munich (DE)

(56) References cited:
EP-A1- 1 482 080 **US-A- 3 581 325**

Note: Within nine months of the publication of the mention of the grant of the European patent in the European Patent Bulletin, any person may give notice to the European Patent Office of opposition to that patent, in accordance with the Implementing Regulations. Notice of opposition shall not be deemed to have been filed until the opposition fee has been paid. (Art. 99(1) European Patent Convention).

EP 2 623 651 B1

Printed by Jouve, 75001 PARIS (FR)

Description

BACKGROUND OF THE INVENTION

Field of the Invention

[0001] The present invention relates to a knitwear including a tubular knitted fabric portion, and a single layer knitted fabric portion joined to the tubular knitted fabric portion.

Description of the Related Art

[0002] A flat knitting machine including at least a front and a back needle bed is used to knit a knitwear having a portion where the body is divided to the left and the right such as a polo shirt, cardigan, and the like. A placket portion made from a knitting yarn different from the portion to become the base of the body is sometimes formed at the portion divided to the left and the right (see e.g., patent document 1 and US 3581325A).

PRIOR ART DOCUMENT

PATENT DOCUMENT

[0003] [Patent Document 1] Japanese Unexamined Patent Publication No. 2011-89225

SUMMARY OF THE INVENTION

[0004] A knitwear in which the placket portion bulges out toward the front side of the knitwear as an accent is sometimes desired as a knitwear in which the placket portion is arranged on the body. A general method of producing such knitwear includes a method (linking) of knitting separately a tubular knitted fabric portion in which one end in a knitting width direction is opened as a placket portion, and sandwiching a base knitted fabric portion of the body, which is a single layer knitted fabric portion, between a front side knitted fabric portion and a back side knitted fabric portion of the tubular knitted fabric portion, and sewing the same. This linking involves the trouble of separately preparing the placket portion and the trouble of sewing the placket portion, and thus it is desired to make the placket portion bulge out while integrally knitting the placket portion with the body in a seamless manner. Although the knitwear in which the base knitted fabric portion (single layer knitted fabric portion) and the placket portion (tubular knitted fabric portion) are joined in a seamless manner is known from patent document 1 and the like, the base knitted fabric portion and the placket portion are continuously knitted and joined flatly in such knitwear. Thus, the knitwear knitted in a seamless manner in which the placket portion bulges out is not currently proposed.

[0005] In light of the foregoing, it is an object of the present invention to provide a knitwear in which the tubular knitted fabric portion and the single layer knitted fabric portion are joined in a seamless manner and in which the tubular knitted fabric portion is bulged out.

[0006] A knitwear of the present invention includes a tubular knitted fabric portion in which a front side knitted fabric portion and a back side knitted fabric portion are joined to a tubular shape, and a single layer knitted fabric portion joined to the tubular knitted fabric portion. In the knitwear of the present invention, assuming a portion having a knitting width of at least one stitch on the single layer knitted fabric portion side of the back side knitted fabric portion configuring the tubular knitted fabric portion as a partial knitted fabric portion and a remaining portion of the back side knitted fabric portion excluding the partial knitted fabric portion as a remaining knitted fabric portion, the single layer knitted fabric portion and the partial knitted fabric portion are knitted with a first knitting yarn, the remaining knitted fabric portion and the front side knitted fabric portion are knitted with a second knitting yarn, the single layer knitted fabric portion and the front side knitted fabric portion are joined in a seamless manner, and the partial knitted fabric portion and the remaining knitted fabric portion are joined in a seamless manner. At least the stitch on the single layer knitted fabric portion side of the stitches configuring the partial knitted fabric portion configuring the knitwear of the present invention is a front stitch when the knitwear is viewed from the front side. At least one such front stitch is to be provided in a knitting width direction, and two or three such stitches are preferably aligned in the knitting width direction.

[0007] In one aspect of the knitwear of the present invention, the single layer knitted fabric portion and the front side knitted fabric portion are joined by tuck. In this case, the boundary portion of the single layer knitted fabric portion and the front side knitted fabric portion can be finished with more satisfactory appearance by tucking the second knitting yarn used in the knitting of the front side knitted fabric portion to the single layer knitted fabric portion than by tucking the first knitting yarn used in the knitting of the single layer knitted fabric portion to the front side knitted fabric portion. The partial knitted fabric portion and the remaining knitted fabric portion are preferably joined by tuck.

[0008] In another aspect of the knitwear of the present invention, the single layer knitted fabric portion and the front side knitted fabric portion are joined by crossing the first knitting yarn and the second knitting yarn. In this case, as shown in the second knitting example to be described later, an additional knitted fabric portion, which is knitted using the second knitting yarn, joined to the end on the single layer knitted fabric portion side of the front side knitted fabric portion and arranged on the back side of the single layer knitted fabric portion, is formed. The portion joining the single layer knitted fabric portion and the partial knitted fabric portion of the first knitting yarn and the portion joining the front side knitted fabric portion and the additional knitted fabric portion of the second knitting yarn are crossed to join the single layer knitted

fabric portion and the front side knitted fabric portion. The partial knitted fabric portion and the remaining knitted fabric portion are preferably joined by tuck.

[0009] In another aspect of the knitwear of the present invention, an end on the partial knitted fabric portion side of the remaining knitted fabric portion is joined to the front side knitted fabric portion at a position substantially facing the relevant end.

[0010] The knitwear of the present invention is a knitwear in which a single layer knitted fabric portion and a tubular knitted fabric portion are joined in a seamless manner, wherein a portion on the single layer knitted fabric portion side of the front side knitted fabric portion of the tubular knitted fabric portion bulges out toward the front side of the knitwear. The front side knitted fabric portion bulges out toward a front side of the knitwear because the front stitches formed in a partial knitted fabric portion, which is part of a back side knitted fabric portion of the tubular knitted fabric portion, push the front side knitted fabric portion from the back side. The knitwear of the present invention is knitted in a seamless manner, and thus excels in productivity. Furthermore, the knitwear of the present invention has good stretchability since there is no seaming area between the single layer knitted fabric portion and the tubular knitted fabric portion to be joined.

[0011] The knitwear of the present invention in which the single layer knitted fabric portion and the front side knitted fabric portion of the tubular knitted fabric portion are joined by tuck is a knitwear in which holes are less likely to be formed at the boundary portion of the single layer knitted fabric portion and the tubular knitted fabric portion even if the knitwear is pulled in the knitting width direction. This is because the single layer knitted fabric portion and the front side knitted fabric portion of the tubular knitted fabric portion are strongly joined by tuck, and a gap is less likely to be formed between the stitches at the boundary portion of the knitted fabrics.

[0012] The knitwear of the present invention in which the single layer knitted fabric portion and the front side knitted fabric portion of the tubular knitted fabric portion are joined by crossing the first knitting yarn and the second knitting yarn is a knitwear with satisfactory appearance of the boundary portion of the single layer knitted fabric portion and the tubular knitted fabric portion. This is because double stitches for joining are not formed at the boundary portion.

[0013] The front side knitted fabric portion of the tubular knitted fabric portion and the partial knitted fabric portion of the back side knitted fabric portion can be joined in a way that leaves no space between the front side knitted fabric portion of the tubular knitted fabric portion and the partial knitted fabric portion of the back side knitted fabric portion by joining the end on the partial knitted fabric portion side of the remaining knitted fabric portion and the front side knitted fabric portion. As a result, the partial knitted fabric portion can be pushed against the front side knitted fabric portion, and the front stitches of the partial knitted fabric portion can effectively cause the front side knitted fabric portion to bulge out toward the front side of the knitwear.

BRIEF DESCRIPTION OF THE DRAWINGS

[0014]

Fig. 1A is a schematic diagram of a cardigan (knitwear) described in an embodiment, and Fig. 1B is a cross-sectional view taken along line B-B of Fig. 1A; Fig. 2 is a knitting step diagram of a knitting method of a knitwear described in a first knitting example; and Fig. 3 is a knitting step diagram of a knitting method of a knitwear described in a second knitting example.

DETAILED DESCRIPTION OF THE PREFERRED EMBODIMENTS

[0015] A cardigan knitted with a flat knitting machine will be hereinafter described by way of example as an embodiment of a knitwear of the present invention.

[0016] A cardigan 1 of Fig. 1A includes a front body 2 and a back body 3, the front body 2 being divided to a right front body portion 2R and a left front body portion 2L. The right front body portion 2R includes a base knitted fabric portion 20R and a placket portion 25R to be joined to the base knitted fabric portion 20R (the left front body portion 2L also has a similar configuration, and thus the description be omitted). The most characteristic aspect of the cardigan 1 lies in the joining state of the base knitted fabric portion 20R and the placket portion 25R. The joining state of the base knitted fabric portion 20R and the placket portion 25R will be described with reference to Fig. 1B, which is a cross-sectional view taken along line B-B of Fig. 1A, and an example of a knitting method for making the joining state will be described by way of example with reference to Figs. 2 and 3.

[0017] As shown in Fig. 1B, the base knitted fabric portion 20R is a non-tubular single layer knitted fabric portion, and the placket portion 25R is a tubular knitted fabric portion having a front side knitted fabric portion 5F and a back side knitted fabric portion 5B that overlap with each other in a thickness direction of the cardigan 1. In such cardigan 1, the back side knitted fabric portion 5B configuring the placket portion 25R is divided to a partial knitted fabric portion 50 on the base knitted fabric portion 20R side and a remaining knitted fabric portion 59 excluding the partial knitted fabric portion 50, the partial knitted fabric portion 50 being knitted in continuation to the base knitted fabric portion 20R with a first knitting yarn same as the base knitted fabric portion 20R. The remaining knitted fabric portion 59 is knitted with a second knitting yarn same as the front side knitted fabric portion 5F.

[0018] The base knitted fabric portion 20R and the front side knitted fabric portion 5F of the placket portion 25R are joined in a seamless manner (see arrow α). The par-

tial knitted fabric portion 50 and the remaining knitted fabric portion 59 configuring the back side knitted fabric portion 5B of the placket portion 25R are joined in a seamless manner (see arrow β). That is, in such cardigan 1, the base knitted fabric portion 20R is more extended toward the placket portion 25R than the conventional configuration, and the extended portion configures the partial knitted fabric portion 50 that serves as one part of the placket portion 25R. The extended portion is on the back side of the cardigan 1, and hence the appearance of the cardigan 1 is not affected.

[0019] Furthermore, in the cardigan 1 of the present embodiment, at least the stitches on the base knitted fabric portion 20R side of the stitches configuring the partial knitted fabric portion 50 are front stitches when the cardigan 1 is viewed from the front side. The front stitches become a projection on the front surface side of the cardigan 1, and hence the portion that overlaps with the partial knitted fabric portion 50 in the front side knitted fabric portion 5F is pushed by the partial knitted fabric portion 50, thus bulging out toward the front side of the cardigan 1.

[0020] Two specific knitting examples of the base knitted fabric portion 20R and the placket portion 25R in the cardigan 1 described above will now be described. Both knitting examples are knitting examples using a four-bed flat knitting machine having a lower front needle bed (hereinafter referred to as FD) and a lower back needle bed (hereinafter referred to as BD) extending in a traverse direction and disposed opposite to each other in a cross direction, as well as an upper front needle bed (hereinafter referred to as FU) and an upper back needle bed (hereinafter referred to as BU) arranged above the FD and the BD and in which a great number of knitting needles are arranged at the same pitch as the lower needle beds. The flat knitting machine enables transfer of stitches between the front and back needle beds, and also enables the BD and the BU of the flat knitting machine to be racked in the traverse direction.

«First knitting example»

[0021] In the first knitting example, a knitting method of a knitwear in which the portion of arrow α in Fig. 1B is joined by tuck will be described. Fig. 2 shows a knitting step diagram. The "alphabet + number" described in the left column in the figure indicates the number of the knitting step, and the arrow in the left and right direction as well as the arrow in the up and down direction in the middle column indicate the moving direction of a yarn feeder (K involves knitting) and the direction of transfer of the stitches, respectively. The right column in the figure shows the knitting operation actually carried out in each knitting step, where a black dot means the knitting needle, ● means the stitch to newly form, ○ means the old stitch, and V-letter means the tuck stitch. A to Q in the right column indicate positions of the knitting needles of the FD or the FU, a to q indicate positions of the knitting needles of the BD or the BU, and a dotted line X-X indicates a boundary portion of the base knitted fabric portion 20R and the placket portion 25R.

[0022] In S1, a state in which a stitch row of the partial knitted fabric portion 50 is knitted on the knitting needles k to i of the BD and a stitch row of the base knitted fabric portion 20R is knitted on the knitting needles H to A of the FD using the first knitting yarn fed from a yarn feeder 8 is shown. In S1, a state in which a stitch row of the front side knitted fabric portion 5F is knitted on the knitting needles I to Q of the FD and a stitch row of the remaining knitted fabric portion 59 is knitted on the knitting needles 1 to q of the BD using the second knitting yarn fed from a yarn feeder 9 is also shown. The yarn feeder 8 is arranged on the left side in the plane of drawing, and the yarn feeder 9 is arranged on the right side in the plane of drawing. The yarn feeder 8 is a yarn feeder closer to the front needle beds (FD, FU) than the yarn feeder 9.

[0023] In S2, the stitches of the partial knitted fabric portion 50 held on the knitting needles i, j of the BD are transferred to the knitting needles I, J of the FU. The end stitch of the partial knitted fabric portion 50 held on the knitting needle k of the BD may also be transferred to the FU. The end stitch of the partial knitted fabric portion 50 is left on the BD to stabilize the transfer of the stitches of the partial knitted fabric portion 50 and the knitting in the following S3, S4.

[0024] In S3 and S4, the yarn feeder 8 is reciprocated to knit the stitch row of the base knitted fabric portion 20R on the knitting needles A to H of the FD and the stitch row of the partial knitted fabric portion 50 on the knitting needles I, J of the FU and the knitting needle k of the BD.

[0025] In S5, the stitches of the partial knitted fabric portion 50 knitted in S4 are transferred from the knitting needles I, J of the FU to the knitting needles i, j of the BD. The two stitches are knitted with the FU, and thus are front stitches when the cardigan 1 is seen from the front side. S5 is a step essential in preventing the partial knitted fabric portion 50 from being knitted into the front side knitted fabric portion 5F when knitting the front side knitted fabric portion 5F of the placket portion 25R in S6 and thereafter.

[0026] In S6, the yarn feeder 9 is moved toward the base knitted fabric portion 20R to knit the stitch row of the front side knitted fabric portion 5F on the knitting needles Q to I of the FD. In S7, the yarn feeder 9 is moved toward the placket portion 25R side to perform tuck on the stitch of the base knitted fabric portion 20R held on the knitting needle H of FD, and thereafter, a part of the stitch row of the front side knitted fabric portion 5F is knitted on the knitting needle I to K of the FD and the stitch row of the remaining knitted fabric portion 59 is knitted on the knitting needles l to q of the BD. In S7, the tuck is performed on the stitch of the base knitted fabric portion 20R to join the base knitted fabric portion 20R and the placket portion 25R at a boundary portion X. In S7, the front side knitted fabric portion 5F is knitted to the middle, and then the remaining knitted fabric portion

59 (back side knitted fabric portion 5B) is knitted, so that the front side knitted fabric portion 5F and the back side knitted fabric portion 5B are joined at the position of the boundary of the partial knitted fabric portion 50 and the remaining knitted fabric portion 59.

[0027] In S8, the yarn feeder 9 is moved toward the base knitted fabric portion 20R side to knit a part of the stitch row of the front side knitted fabric portion 5F (portion not knitted in S7) on the knitting needles Q to L of the FD, and in S9, the yarn feeder 9 is moved toward the placket portion 25R side to perform tuck on the stitch of the partial knitted fabric portion 50 held on the knitting needle k of the BD and then to knit the stitch row of the remaining knitted fabric portion 59 on the knitting needles 1 to q of the BD. According to the tuck of S9, the partial knitted fabric portion 50 and the remaining knitted fabric portion 59 can be joined in a seamless manner. Both ends in the knitting width direction of the partial knitted fabric portion 50 are fixed by S9, and the partial knitted fabric portion 50 pushes the front side knitted fabric portion 5F from the back side. In particular, in the present knitting example, the front side knitted fabric portion 5F and the back side knitted fabric portion 5B are joined in S7, and hence a gap is less likely to be formed between the partial knitted fabric portion 50, which is one part of the back side knitted fabric portion 5B, and the front side knitted fabric portion 5F, and the partial knitted fabric portion 50 can be effectively pushed against the front side knitted fabric portion 5F.

[0028] Thereafter, S2 to S9 are repeated to join the portions 20R, 25R while increasing the knitting course of the base knitted fabric portion 20R and the placket portion 25R. According to the first knitting example described above, the front side knitted fabric portion 5F of the placket portion 25R can be bulged out toward the front surface side of the cardigan by the partial knitted fabric portion 50 configured mainly with the front stitches.

<<Second knitting example>>

[0029] In the second knitting example, a joining method of a knitwear of joining the portion of arrow α in Fig. 1B by crossing the first knitting yarn and the second knitting yarn will be described. Fig. 3 is a knitting step diagram, and the manner of viewing Fig. 3 is similar to Fig. 2. If the portion of arrow α of Fig. 1B is joined by the second knitting example, a state in which the front side knitted fabric portion 5F is extended to the back side of the base knitted fabric portion 20R is obtained although not shown in Fig. 1B (see additional knitted fabric portion 55 in Fig. 3 to be described later).

[0030] In T1 of Fig. 3, a state in which the stitch rows of the base knitted fabric portion 20R and the partial knitted fabric portion 50 are knitted with the first knitting yarn from the yarn feeder 8 and the stitch rows of the remaining knitted fabric portion 59 and the front side knitted fabric portion 5F are knitted with the second knitting yarn from the yarn feeder 9 is shown, similar to the first knitting example. In the second knitting example, the additional knitted fabric portion 55 is further knitted on the knitting needles f to h of the BD with the second knitting yarn from the yarn feeder 9. The additional knitted fabric portion 55 is connected to the front side knitted fabric portion 5F, and is arranged on the back side of the base knitted fabric portion 20R.

[0031] In T2 to T4, the knitting the same as S2 to S4 in the first knitting example is carried out to increase the stitch rows of the base knitted fabric portion 20R and the partial knitted fabric portion 50.

[0032] In T5, the stitches of the partial knitted fabric portion 50 knitted in T4 and held on the knitting needles I, J of the FU are transferred to the knitting needles i, j of the BD, and the stitches of the additional knitted fabric portion 55 held on the knitting needles g, h of the BD are transferred to the knitting needles G, H of the FU. The transfer of the partial knitted fabric portion 50 is a step essential to prevent the partial knitted fabric portion 50 from being knitted into the front side knitted fabric portion 5F in the post-step, but the transfer of the additional knitted fabric portion 55 is not an essential step. A part of the additional knitted fabric portion 55 is transferred and the front stitches and the back stitches coexist in the additional knitted fabric portion 55, so that the additional knitted fabric portion 55 is suppressed from curling.

[0033] In T6, the stitch row of the front side knitted fabric portion 5F is knitted on the knitting needles Q to I of the FD and the stitch row of the additional knitted fabric portion 55 is knitted on the knitting needles H, G of the FU and the knitting needle f of the BD. In T7, the stitch row of the additional knitted fabric portion 55 is knitted on the knitting needles H, G of the FU and the knitting needle f of the BD, the stitch row of one part of the front side knitted fabric portion 5F is knitted on the knitting needles I to K of the FD and the stitch row of the remaining knitted fabric portion 59 is knitted on the knitting needles L to Q of the BD. According to the series of knitting (T2 to T7) described above, the crossing of the portion joining the base knitted fabric portion 20R and the partial knitted fabric portion 50 of the first knitting yarn and the portion joining the front side knitted fabric portion 5F and the additional knitted fabric portion 55 of the second knitting yarn is fixed, so that the base knitted fabric portion 20R and the placket portion 25R are joined in a seamless manner at the boundary portion X. Furthermore, in T7, the knitted fabric portions 5F, 5B are joined so that a gap is not formed between the front side knitted fabric portion 5F and the partial knitted fabric portion 50.

[0034] In T8, the stitches of the additional knitted fabric portion 55 knitted on the knitting needles G, H of the FU in T7 are transferred to the knitting needles g, h of the BD. The transfer is done so that the additional knitted fabric portion 55 is not arranged on the front side of the base knitted fabric portion 20R when knitting the base knitted fabric portion 20R next.

[0035] In T9, the yarn feeder 9 is moved toward the base knitted fabric portion 20R side to knit the stitch row

of the front side knitted fabric portion 5F on the knitting needles Q to L of the FD, and in T10, the yarn feeder 9 is moved toward the placket portion 25R side to perform tuck on the stitch of the partial knitted fabric portion 50 held on the knitting needle k of the BD and then to knit the stitch row of the remaining knitted fabric portion 59 on the knitting needles l to q of the BD. According to the tuck of T10, the partial knitted fabric portion 50 and the remaining knitted fabric portion 59 can be joined in a seamless manner.

[0036] Thereafter, T2 to T10 are repeated to join the portions 20R, 25R while increasing the knitting course of the base knitted fabric portion 20R and the placket portion 25R. According to the second knitting example described above, the front side knitted fabric portion 5F of the placket portion 25R can be bulged out toward the front surface side of the cardigan, similar to the first knitting example.

<<Other knitting examples>>

[0037] The knitting order of the front side knitted fabric portion 5F and the remaining knitted fabric portion 59 in the first and second knitting examples can be changed. For instance, the stitch row of the front side knitted fabric portion 5F is knitted on the knitting needles l to Q of the FD after performing tuck on the knitting needle H of the FD in S7 of Fig. 2. The stitch row of the remaining knitted fabric portion 59 is then knitted on the knitting needles q to 1 of the BD, and the knitting same as S9 is carried out last.

[0038] The present invention is not limited to the embodiments described above, and the embodiments of the present invention can be appropriately modified within a scope not deviating from the invention. For example, the knitwear of the embodiments can be knitted with the two-bed flat knitting machine. In this case, a half gauge knitting of providing an empty needle between the adjacent stitches is preferably carried out.

Claims

1. A knitwear (1) including:

a tubular knitted fabric portion (25R) in which a front side knitted fabric portion (5F) and a back side knitted fabric portion (5B) are joined to a tubular shape; and
a single layer knitted fabric portion (20R) joined to the tubular knitted fabric portion (25R), the knitwear **characterized in that**,
assuming a portion having a knitting width of at least one stitch on the single layer knitted fabric portion (20R) side of the back side knitted fabric portion (5B) configuring the tubular knitted fabric portion (25R) as a partial knitted fabric portion (50) and a remaining portion of the back side knitted fabric portion (5B) excluding the partial knitted fabric portion (50) as a remaining knitted fabric portion (59),
the single layer knitted fabric portion (20R) and the partial knitted fabric portion (50) are knitted with a first knitting yarn, the remaining knitted fabric portion (59) and the front side knitted fabric portion (5F) are knitted with a second knitting yarn,
the single layer knitted fabric portion (20R) and the front side knitted fabric portion (5F) are joined in a seamless manner, and the partial knitted fabric portion (50) and the remaining knitted fabric portion (59) are joined in a seamless manner, and
at least the stitch on the single layer knitted fabric portion side (20R) of the stitches configuring the partial knitted fabric portion (50) is a front stitch when the knitwear (1) is viewed from the front side.

2. The knitwear according to claim 1, wherein the single layer knitted fabric portion (20R) and the front side knitted fabric portion (5F) are joined by tuck.

3. The knitwear according to claim 1, further comprising:

an additional knitted fabric portion (55) which is knitted using the second knitting yarn, joined to an end on the single layer knitted fabric portion (20R) side of the front side knitted fabric portion (5F) and arranged on the back side of the single layer knitted fabric portion (20R); wherein
the single layer knitted fabric portion (20R) and the front side knitted fabric portion (5F) are joined by crossing a portion joining the single layer knitted fabric portion (20R) and the partial knitted fabric portion (50) of the first knitting yarn and a portion joining the front side knitted fabric portion (5F) and the additional knitted fabric portion (55) of the second knitting yarn.

4. The knitwear according to any one of claims 1 to 3, wherein an end on the partial knitted fabric portion (50) side of the remaining knitted fabric portion (59) is joined to the front side knitted fabric portion (5F) at a position substantially facing the end.

Patentansprüche

1. Strickware (1), die umfasst:

einen schlauchförmigen Gestrickteil (25R), in dem ein Vorderseiten-Gestrickteil (5F) und ein Rückseiten-Gestrickteil (5B) zu einer Schlauchform verbunden sind, und
einen einschichtigen Gestrickteil (20R), der mit

dem schlauchförmigen Gestrickteil (25R) verbunden ist, wobei die Strickware **dadurch gekennzeichnet ist, dass**:

wenn ein Teil mit einer Strickbreite von wenigstens einer Masche des Rückseiten-Gestrickteils (5B) des schlauchförmigen Gestrickteils (25R) auf der Seite des einschichtigen Gestrickteils (20R) als ein Teil-Gestrickteil (50) angenommen wird, und ein verbleibender Teil des Rückseiten-Gestrickteils (5B) mit Ausnahme des Teil-Gestrickteils (50) als ein Rest-Gestrickteil (59) angenommen wird,
der einschichtige Gestrickteil (20R) und der Teil-Gestrickteil (50) mit einem ersten Strickfaden gestrickt werden, und der Rest-Gestrickteil (59) und der Vorderseiten-Gestrickteil (5F) mit einem zweiten Strickfaden gestrickt werden,
der einschichtige Gestrickteil (20R) und der Vorderseiten-Gestrickteil (5F) nahtlos verbunden werden, und der Teil-Gestrickteil (50) und der Rest-Gestrickteil (59) nahtlos verbunden werden, und
wenigstens die auf der Seite des einschichtigen Gestrickteils (20R) gelegene Masche aus den Maschen des Teil-Gestrickteils (50) eine vordere Masche ist, wenn die Strickware (1) von vorne betrachtet wird.

2. Strickware nach Anspruch 1, wobei der einschichtige Gestrickteil (20R) und der Vorderseiten-Gestrickteil (5F) durch Fangen verbunden werden.

3. Strickware nach Anspruch 1, die weiterhin umfasst:

einen zusätzlichen Gestrickteil (55), der unter Verwendung des zweiten Strickfadens gestrickt wird, mit einem Ende des Vorderseiten-Gestrickteils (5F) auf der Seite des einschichtigen Gestrickteils (20R) verbunden wird und an der Rückseite des einschichtigen Gestrickteils (20R) angeordnet wird, wobei
der einschichtige Gestrickteil (20R) und der Vorderseiten-Gestrickteil (5F) verbunden werden, indem ein den einschichtigen Gestrickteil (20R) und den Teil-Gestrickteil (50) verbindender Teil des ersten Strickfadens und ein den Vorderseiten-Gestrickteil (5F) und den zusätzlichen Gestrickteil (55) verbindender Teil des zweiten Strickfadens gekreuzt werden.

4. Strickware nach einem der Ansprüche 1 bis 3, wobei ein Ende des Rest-Gestrickteils (59) auf der Seite des Teil-Gestrickteils (50) mit dem Vorderseiten-Gestrickteil (5F) an einer Position verbunden wird, die im Wesentlichen dem Ende zugewandt ist.

Revendications

1. Article tricoté (1) comprenant :

une portion de tissu tricoté tubulaire (25R) dans laquelle une portion de tissu tricoté de devant (5F) et une portion de tissu tricoté de derrière (5B) sont jointes à une forme tubulaire ; et
une portion de tissu tricoté à une seule couche (20R) jointe à la portion de tissu tricoté tubulaire (25R), l'article tricoté étant **caractérisé en ce que**,
en supposant une portion ayant une largeur de tricotage d'au moins une maille sur le côté de la portion de tissu tricoté à une seule couche (20R) de la portion de tissu tricoté de derrière (5B) configurant la portion de tissu tricoté tubulaire (25R) comme portion de tissu tricoté partielle (50), et une portion restante de la portion de tissu tricoté de derrière (5B) excluant la portion de tissu tricoté partielle (50) comme portion de tissu tricoté restante (59),
la portion de tissu tricoté à une seule couche (20R) et la portion de tissu tricoté partielle (50) sont tricotées avec un premier fil à tricoter, la portion de tissu tricoté restante (59) et la portion de tissu tricoté de devant (5F) sont tricotées avec un deuxième fil à tricoter,
la portion de tissu tricoté à une seule couche (20R) et la portion de tissu tricoté de devant (5F) sont jointes d'une façon sans couture, et la portion de tissu tricoté partielle (50) et la portion de tissu tricoté restante (59) sont jointes d'une façon sans couture, et
au moins la maille sur le côté de la portion de tissu tricoté à une seule couche (20R) des mailles configurant la portion de tissu tricoté partielle (50) est une maille de devant lorsque l'article tricoté (1) est vu du côté de devant.

2. Article tricoté selon la revendication 1, dans lequel la portion de tissu tricoté à une seule couche (20R) et la portion de tissu tricoté de devant (5F) sont jointes par un repli.

3. Article tricoté selon la revendication 1, comprenant en outre :

une portion de tissu tricoté additionnelle (55) qui est tricotée en utilisant le deuxième fil à tricoter, jointe à une extrémité sur le côté de la portion de tissu tricoté à une seule couche (20R) de la portion de tissu tricoté de devant (5F) et agencée sur le côté arrière de la portion de tissu tricoté à une seule couche (20R) ; dans lequel
la portion de tissu tricoté à une seule couche (20R) et la portion de tissu tricoté de devant (5F) sont jointes en croisant une portion joignant la

portion de tissu tricoté à une seule couche (20R) et la portion de tissu tricoté partielle (50) du premier fil à tricoter, et une portion joignant la portion de tissu tricoté de devant (5F) et la portion de tissu tricoté additionnelle (55) du deuxième fil à tricoter.

4. Article tricoté selon l'une quelconque des revendications 1 à 3, dans lequel une extrémité sur le côté de la portion de tissu tricoté partielle (50) de la portion de tissu tricoté restante (59) est jointe à la portion de tissu tricoté de devant (5F) à une position sensiblement en face de l'extrémité.

Fig. 1

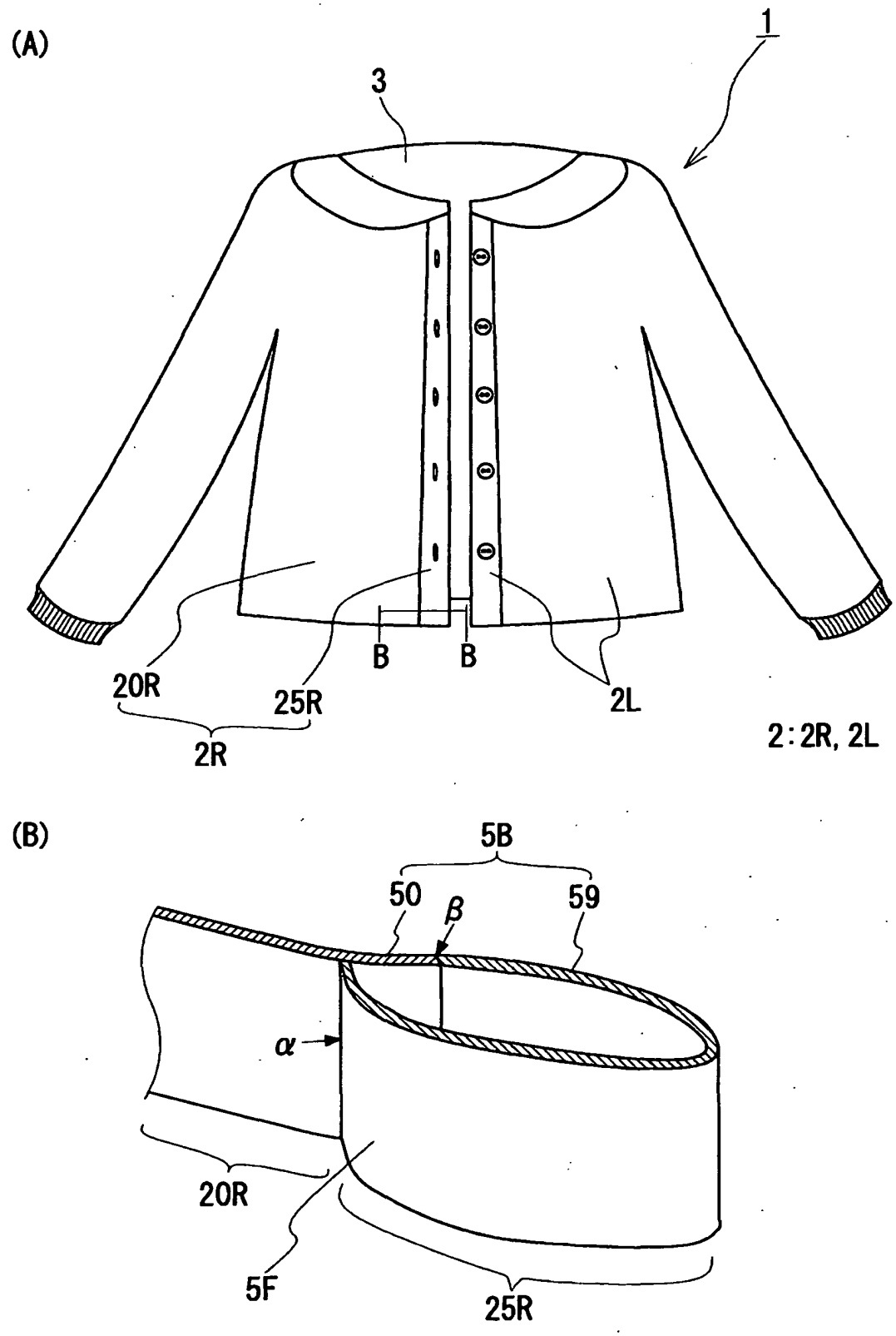

Fig. 2

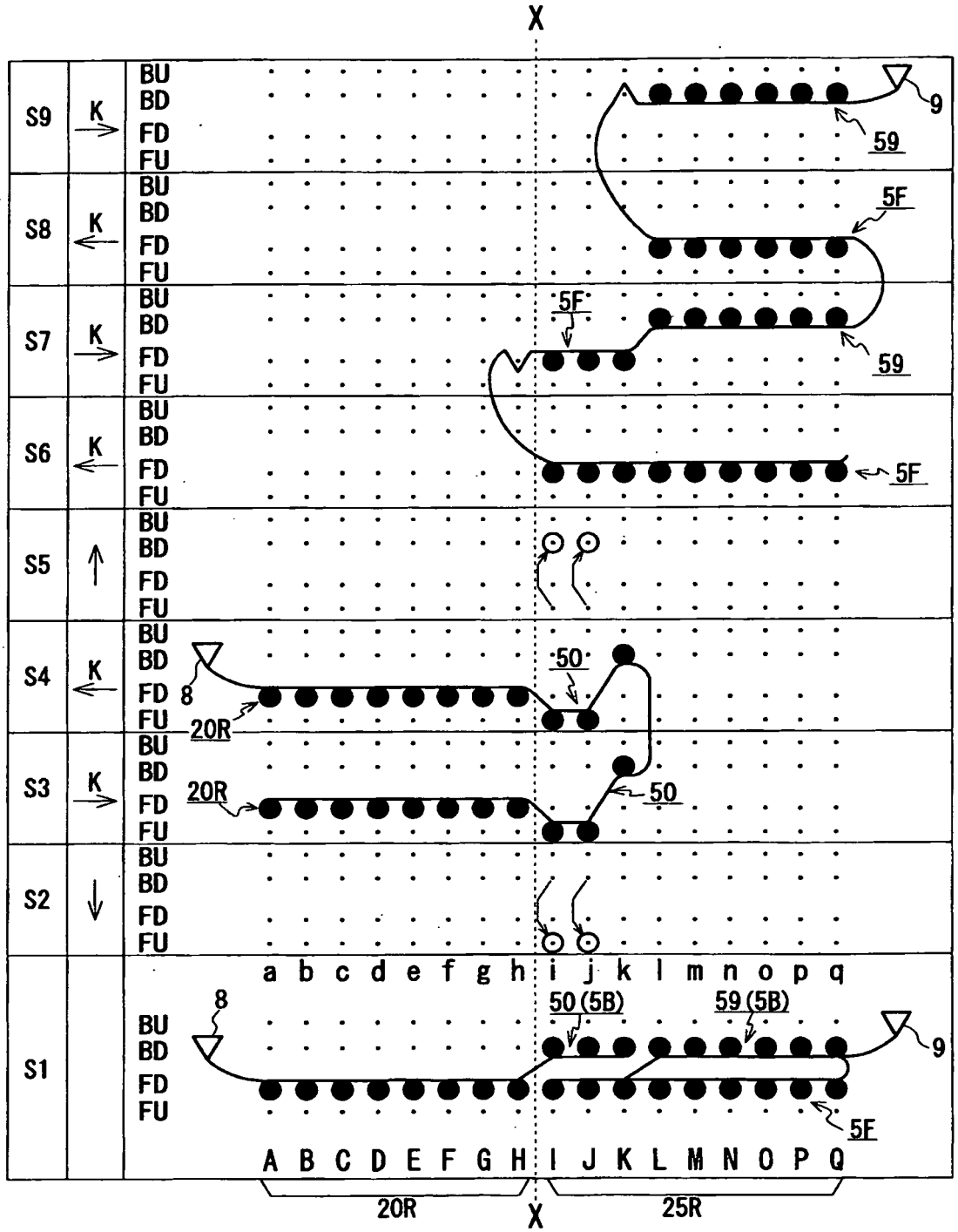
X
S9
K
BU
BD
FD
FU
9
59
S8
5F
S7
S6
S5
S4
8
20R
50
S3
S2
S1
a b c d e f g h i j k l m n o p q
50 (5B)
59 (5B)
5E
A B C D E F G H I J K L M N O P Q
20R
25R

Fig. 3

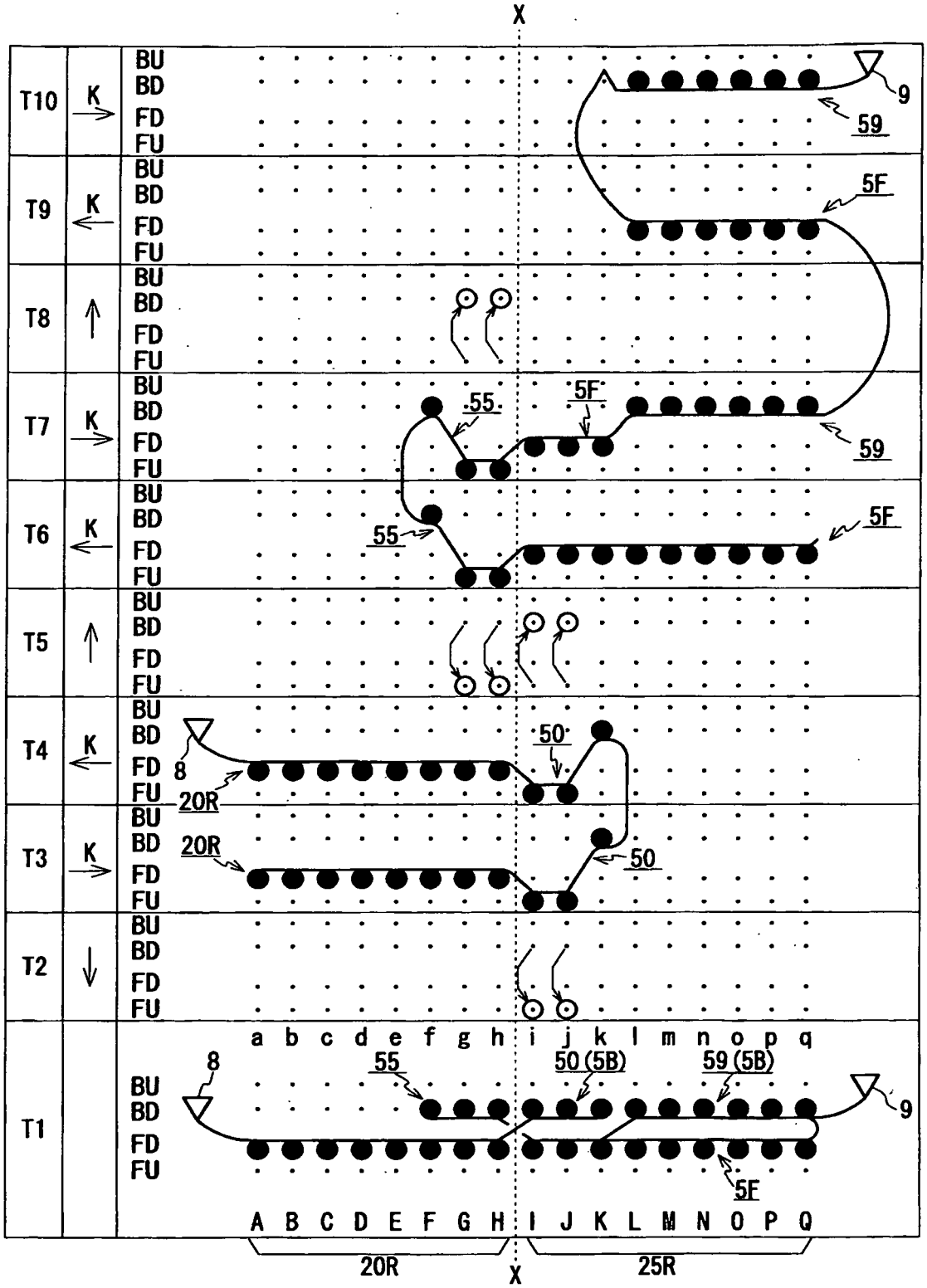
X
T10
K
BU
BD
FD
FU
9
59
T9
5F
T8
T7
55
T6
T5
T4
8
20R
50
T3
T2
T1
a b c d e f g h i j k l m n o p q
50 (5B)
59 (5B)
A B C D E F G H I J K L M N O P Q
20R
25R

REFERENCES CITED IN THE DESCRIPTION

This list of references cited by the applicant is for the reader's convenience only. It does not form part of the European patent document. Even though great care has been taken in compiling the references, errors or omissions cannot be excluded and the EPO disclaims all liability in this regard.

Patent documents cited in the description

- US 3581325 A **[0002]**
- JP 2011089225 A **[0003]**