



US00D396457S

**United States Patent** [19]**Cappa et al.**[11] **Patent Number:** **Des. 396,457**[45] **Date of Patent:** **\*\*\*Jul. 28, 1998**[54] **DISPLAY SCREEN WITH AN ICON**[75] Inventors: **Armando M. Cappa**, Reseda; **Jeffrey D. Konopka**, Northridge; **Warren R. Heer**, La Palma, all of Calif.[73] Assignee: **Pacesetter, Inc.**, Sylmar, Calif.

[\*] Notice: The portion of the term of this patent subsequent to Jun. 30, 2012, has been disclaimed.

[\*\*] Term: **14 Years**[21] Appl. No.: **49,407**[22] Filed: **Jan. 24, 1996**[51] **LOC (6) Cl.** ..... **14-02**[52] **U.S. Cl.** ..... **D14/114.3**[58] **Field of Search** ..... D14/114, 114.1-114.9;  
D18/24, 27; D10/11; D19/6; 395/326, 339-40,  
347-57[56] **References Cited****PUBLICATIONS**

*Graphical Symbols for Use on Equipment*, International Standard, Commission Electrotechnique Internationale, International Electrotechnical Commission, Publication 417, First Edition, (Jun. 1973) pp. 5107-5108, 5194a, 5284a, 5302a.

*Primary Examiner*—M. H. Tung[57] **CLAIM**

The ornamental design for a display screen with an icon thereon, as shown and described.

**DESCRIPTION**

FIG. 1 is a front perspective view of a display screen with an icon, the broken line drawing of a computer system is shown for illustration purposes only and forms no part of the claimed design;

FIG. 2 is a front view of a second embodiment thereof, the broken line drawing of a computer system is shown for illustration purposes only and forms no part of the claimed design;

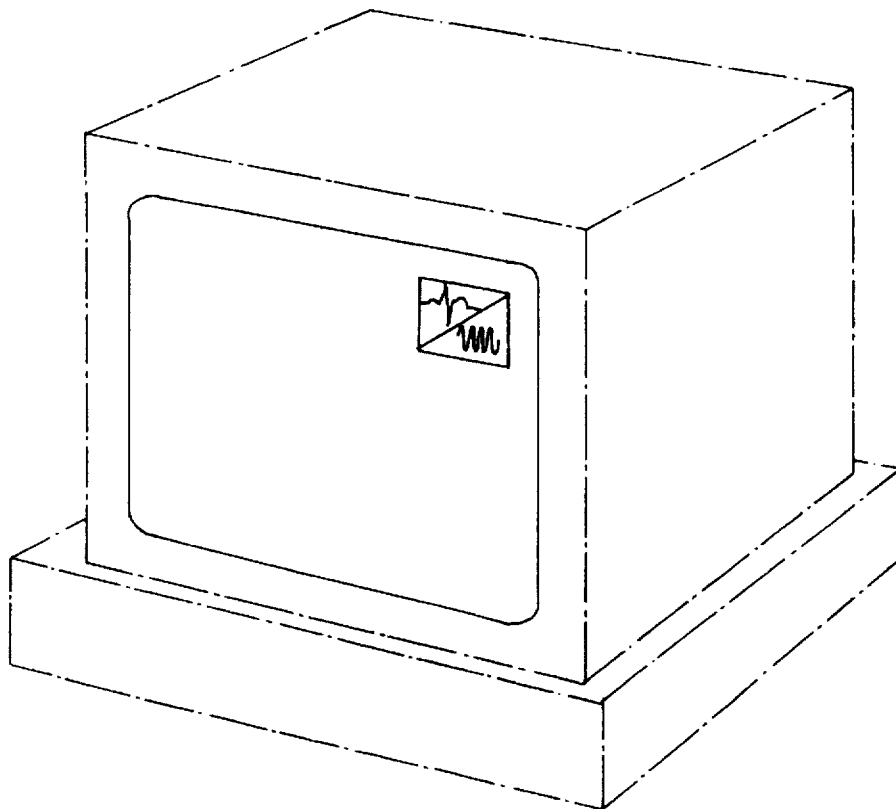
FIG. 3 is a front view of the first embodiment shown in FIG. 1, on an enlarged scale, the display screen is shown partially for ease of illustration;

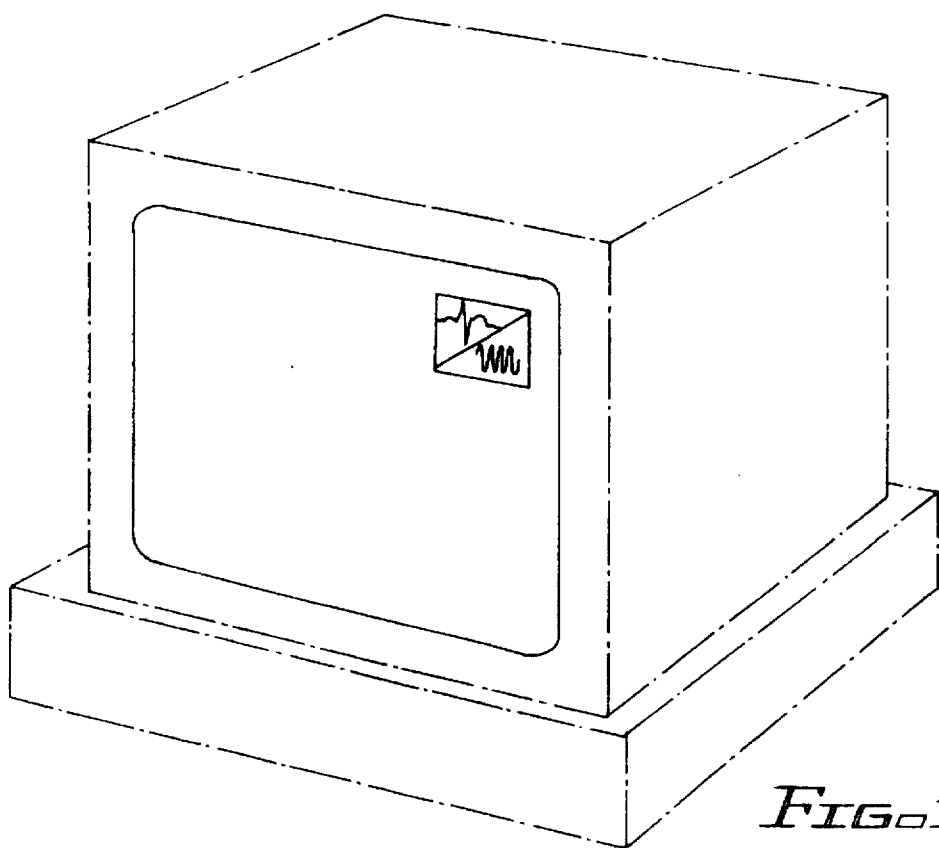
FIG. 4 is a front view of a third embodiment thereof, on an enlarged scale, the display screen is shown partially for ease of illustration;

FIG. 5 is a front view of a fourth embodiment thereof, on an enlarged scale, the display screen is shown partially for ease of illustration;


FIG. 6 is a front view of a fifth embodiment thereof, on an enlarged scale, the display screen is shown partially for ease of illustration; and,

FIG. 7 is a front view of a sixth embodiment thereof, on an enlarged scale, the display screen is shown partially for ease of illustration.

**1 Claim, 2 Drawing Sheets**



*FIG. 1*



*FIG. 2*

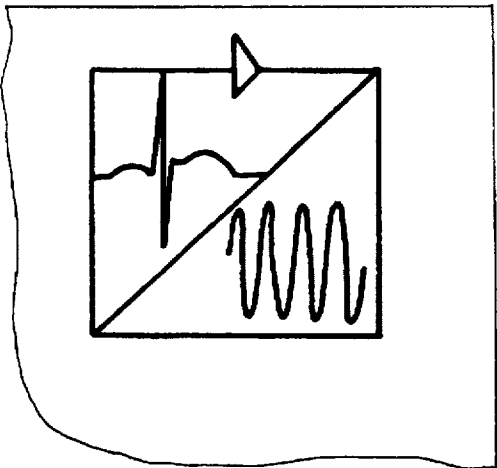


FIG. 3

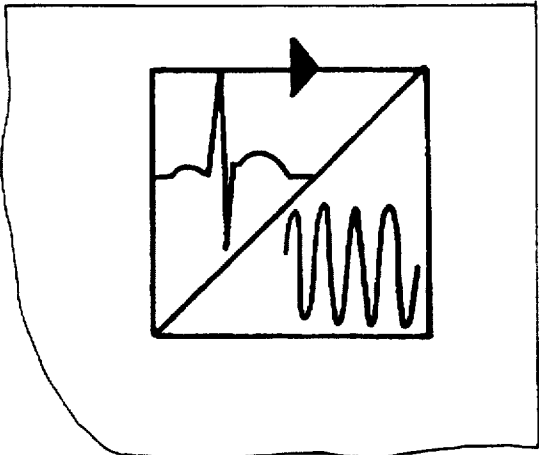


FIG. 4

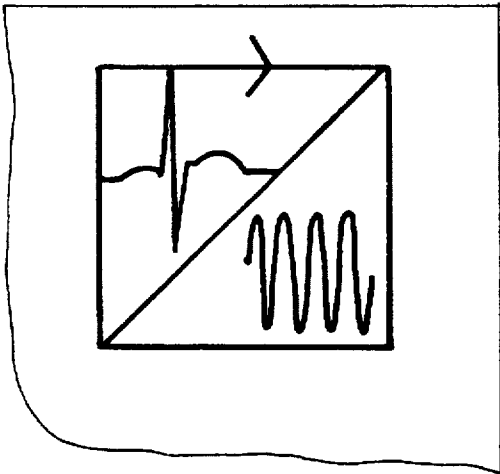


FIG. 5

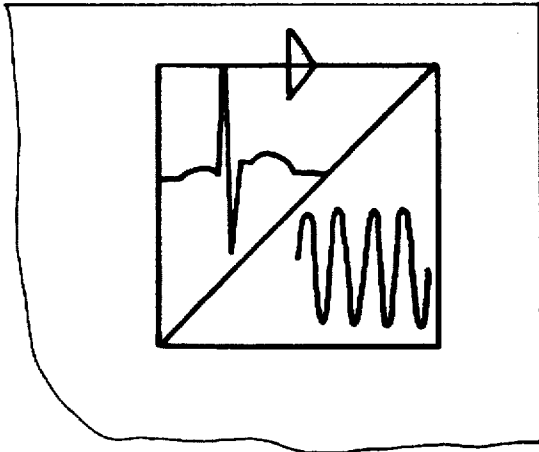


FIG. 6

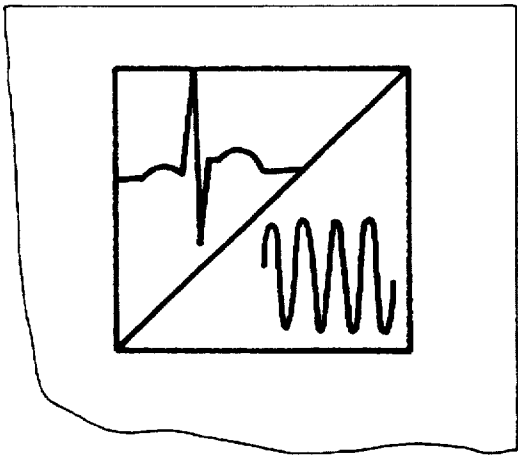


FIG. 7