

THE REPUBLIC OF CYPRUS

Department of Registrar of Companies and Official Receiver

**ΚΥΠΡΙΑΚΟ ΓΡΑΦΕΙΟ ΔΙΠΛΩΜΑΤΩΝ
ΕΥΡΕΣΙΤΕΧΝΙΑΣ
THE PATENT OFFICE OF CYPRUS**

**ΑΡΙΘΜΟΣ ΔΗΜΟΣΙΕΥΣΗΣ CY1526
PUBLICATION NUMBER**

ΑΡΙΘΜΟΣ ΔΗΜΟΣΙΕΥΣΗΣ
ΓΡΑΦΕΙΟΥ ΔΙΠΛΩΜΑΤΩΝ ΕΥΡΕΣΙΤΕΧΝΙΑΣ
ΗΝΩΜΕΝΟΥ ΒΑΣΙΛΕΙΟΥ
UK PATENT OFFICE
PUBLICATION NUMBER GB2134522

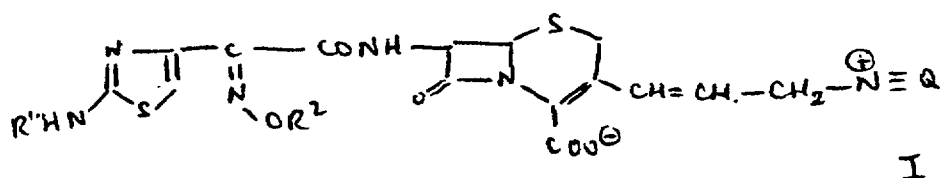
Το έγγραφο που παρουσιάζεται πιο κάτω καταχωρήθηκε στο «Γραφείο Διπλωμάτων Ευρεσιτεχνίας» στην Αγγλία σύμφωνα με το Νόμο Κεφ. 266 πριν την 1^η Απριλίου 1998. Δημοσίευση έγινε μετέπειτα από το Γραφείο Διπλωμάτων Ευρεσιτεχνίας του Ηνωμένου Βασιλείου μόνο στην Αγγλική γλώσσα.

**The document provided hereafter was filed at "The Patent Office"
in England under the law CAP.266 before the 1st of April 1998.
It was published afterwards by the UK patent office only in English.**

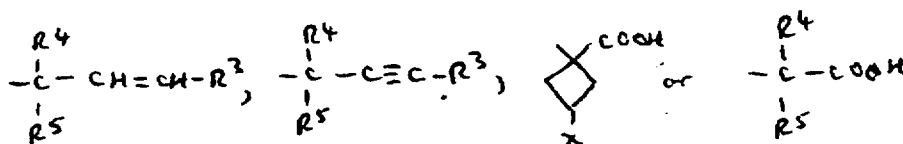
- (21) Application No 8403474
 (22) Date of filing 9 Feb 1984
 (30) Priority data
 (31) 465374
 (32) 10 Feb 1983
 (33) United States of America (US)
 (43) Application published 15 Aug 1984
 (51) INT CL³
 C07D 501/24 501/20 // A61K 31/545
 (52) Domestic classification
 C2C 1174 1314 1341
 1342 1382 139X 1530 200
 202 214 215 220 225 226
 22Y 246 247 250 251 256
 25Y 28X 290 29Y 30Y 313
 315 31Y 321 322 32Y 339
 33Y 342 346 34Y 351 352
 360 361 366 367 368 36Y
 373 37Y 440 449 450 45Y
 519 614 61X 620 628 638
 650 652 659 670 699 801
 80Y AA KE LX LY RP
 C2P 2A 78
 (56) Documents cited
 None
 (58) Field of search
 C2C
 (71) Applicants
 Bristol-Myers Company,
 (USA — Delaware),
 345 Park Avenue,
 New York 10154,
 United States of America
 (72) Inventors
 Yukio Narita
 Seiji Iimura
 Shimpei Aburaki
 Jun Okumura
 Takayuki Naito
 (74) Agent and/or
 Address for Service
 Carpmaels & Ransford,
 43 Bloomsbury Square,
 London WC1A 2RA

(54) Cephalosporin derivatives

(57) 7-[(Z)-2-(2-Aminothiazol-4-yl)-2-[(substituted)-oxyimino]acetamido]-3-[3-(quaternary ammonio)-1-propen-1-yl]-3-cephem-4-carboxylates of formula below and salts, esters and solvates thereof, having potent antibacterial activity, are provided.

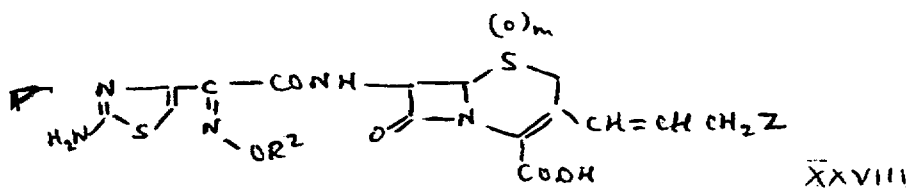


wherein R¹ is H or protective, R² is H, C₁₋₄ alkyl or



R³ is H, alkyl or carboxyl, R⁴ and R⁵ are H, Alkyl or together complete a ring, X is

halogen, hydroxy or alkoxy and —N⁺=Q is quaternary ammonium and may be cyclic compounds of formula

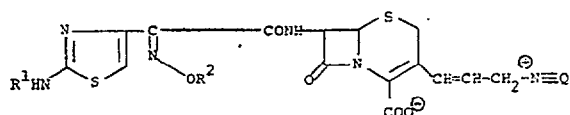


where m is 0 or 1, Z is Cl, Br or I and R² is as above are also disclosed.

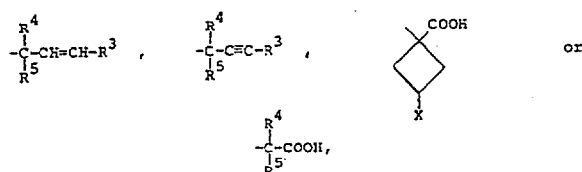
SPECIFICATION

Cephalosporin derivatives

- 5 This application relates to novel cephalosporin derivatives of the formula



- wherein R¹ is hydrogen or a conventional amino-protecting group, R² is hydrogen, a straight or branched chain alkyl group containing from 1 to 4 carbon atoms or a group of the formula

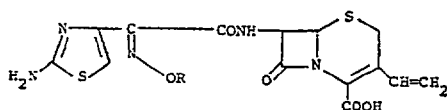


- in which R³ is hydrogen, (lower)alkyl or carboxyl, X is halogen, hydroxy or (lower)alkoxy, and R⁴ and R⁵ are each independently hydrogen, methyl or ethyl, or R⁴ and R⁵, taken together with the carbon atom to which they are attached, may be a cycloalkylidene ring containing from 3 to 5 carbon atoms, and

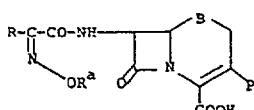


- is a quaternary ammonio group, and to nontoxic pharmaceutically acceptable salts, physiologically hydrolyzable esters and solvates thereof.
- 20 In another aspect this invention relates to a process for the preparation of the compounds of Formula I and to intermediates in their preparation.

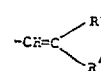
- A) Published European Patent Application No. 30,630 discloses a vast number of 7 - acylamino - 3 - vinylcephalosporanic acid derivatives including, *inter alia*, those of the formula



- wherein R *inter alia* may be (lower)alkyl, (lower)alkenyl, (lower)alkynyl or carboxy(lower)alkyl. The compounds are prepared, *inter alia*, by reaction of the corresponding 3-halomethyl compound with a triarylphosphine, followed by treatment with a base and reaction with formaldehyde. In each case, the final 3-substituent is the vinyl group. There is no disclosure or suggestion of a quaternary ammonio-substituted propenyl moiety for the 3-substituent.
- 35 B) U.K. Patent Specification No. 1,399,086 contains a generic disclosure encompassing a vast number of cephalosporins of the formula

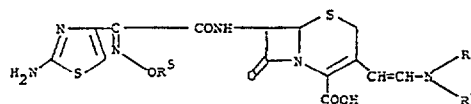


- wherein R is hydrogen or an organic group, R^a is an etherifying monovalent organic group linked to the oxygen through a carbon atom, B is >S or >S-O , and P is an organic group. In one embodiment, P may be *inter alia* a vinyl group of the formula



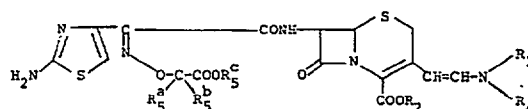
- in which R³ and R⁴ independently may be hydrogen, nitrile, (lower)alkoxycarbonyl, or substituted or unsubstituted aliphatic, cycloaliphatic, araliphatic or aromatic. However, the 2 - aminothiazol - 4 - yl group is not identified as a possible R substituent and there is no disclosure or suggestion that P may be a quaternary ammonio-substituted propenyl group.
- 50 U.S. Patent 3,971,778 and its divisionals Nos. 4,024,133, 4,024,137, 4,064,346, 4,033,950, 4,079,178, 4,091,209, 4,092,477 and 4,093,803 have similar disclosures.

- 55 C) U.S. Patent No. 4,307,233 discloses, *inter alia*, 3-vinyl cephalosporin derivatives of the formula



- in which R⁵ *inter alia* may be alkyl, vinyl, cyanomethyl or a protective group such as 2 - methoxyprop - 2 - yl, and R³ and R⁴ are alkyl groups (optionally substituted by hydroxy, alkoxy, amino, alkylamino or dialkylamino) or phenyl groups, or R³ and R⁴, taken together with the nitrogen to which they are attached, may form a saturated heterocyclic ring of 5 or 6 members, optionally containing another hetero-atom selected from N, O and S, and optionally substituted by an alkyl group. The compounds are useful as intermediates in the preparation of 3-thiovinyl cephalosporin derivatives. there is no disclosure or suggestion of a quaternary ammonio-substituted propenyl moiety for the 3-substituent. Published United Kingdom Patent Application No. 2,051,062 is concordant thereto and has a similar disclosure.

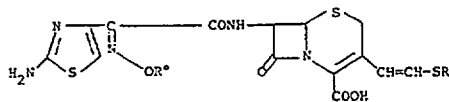
- D) Published European Patent Application No. 53,537 discloses, *inter alia*, 3-vinylcephalosporin derivatives of the formula



- in which R^a and R^b are the same or different and are hydrogen or alkyl, or taken together, form an alkylene group containing 2 or 3 carbon atoms, R^c is an acid protecting group, R^d is an acid protecting group such as an ester, R^e and R^f are the same or different and are hydrogen, alkyl (optionally substituted by hydroxy, alkoxy, amino, alkylamino or dialkylamino) or phenyl groups, or R^e and R^f, taken together with the nitrogen to which they are attached, may form a saturated heterocyclic ring of 5 or 6 members, optionally containing another hetero-atom selected from N, O and S, and optionally substituted by an alkyl group.

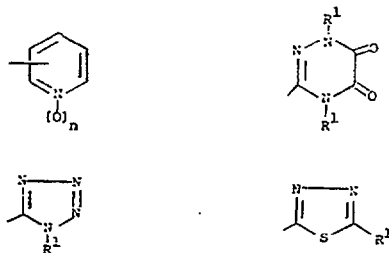
The compounds are useful as intermediates in the preparation of 3-thiovinyl cephalosporin derivatives. There is no disclosure or suggestion of a quaternary ammonio-substituted propenyl group for the 3-substituent.

- 5 E) U.S. Patent No. 4,307,116 discloses 3-thiovinyl-1-cephalosporins of the formula



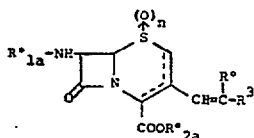
in which R^o is hydrogen, alkyl, vinyl or cyanomethyl, and R *inter alia* may be one of a vast number of heterocyclic rings such as

- 10

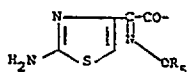


or the like. However, in each case, the heterocyclic ring is attached to the sulfur atom via a carbon atom of the heterocyclic ring. There is no disclosure or suggestion of a quaternary ammonio-substituted propenyl moiety for the 3-substituent. Although not formally related, published European Patent Application No. 53,961 has a similar disclosure, but includes 2-carboxyprop-2-yl, 1-carboxycyclobut-1-yl and the like as possible meanings of R^o.

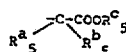
- 15
20 F) Published European Patent Application No. 53,074 generally discloses a vast number of 3-vinylcephalosporin derivatives of the formula



(wherein R^o_{1a} (in one of several embodiments) may be



- 25 in which R₅ *inter alia* may be hydrogen, alkyl, vinyl, cyanomethyl, an oxime-protecting group such as trityl, etc., or a group of the formula



in which R^a₅ and R^b₅ are the same or different, and may be hydrogen, alkyl or, taken together, an alkylene radical of 2 or 3 carbon atoms, and R^c₅ is hydrogen or an acid-protecting radical; R^o_{2a} is hydrogen or an acid-protecting radical such as methoxymethyl;

- 30
35 R^o (in one of several embodiments) may be a methyl group substituted by a 5- or 6-membered aromatic heterocyclic ring containing a single hetero atom, such as 2- or 3-pyridyl, 2- or 3-thienyl or 2- or 3-furyl;

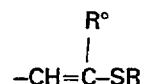
and
R₃ is a group of the formula



- 40 in which R₄ may be alkyl, trihalomethyl or optionally substituted phenyl.

These compounds are stated to be intermediates in the preparation of compounds in which the 3-substituent is a group of the formula

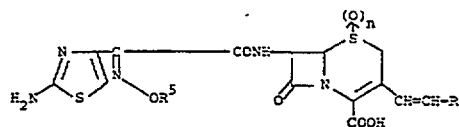
- 45



which are stated to have antibacterial activity.

Although this patent includes the possibility of R^o being a methyl group substituted by an N-containing heterocyclic ring, in both the intermediates and final products (thus giving a heterocyclic-substituted propenyl moiety), it teaches only that the heterocyclic ring is attached via one of its carbon atoms. Thus, there is no suggestion of a quaternary ammonio-substituted propenyl group. The reference exemplifies R^o in the intermediates and final products only as methyl. Further, in both the intermediates and the intermediates and final product, the propenyl group must contain a second substituent (-O₃SR⁴ or SR, respectively).

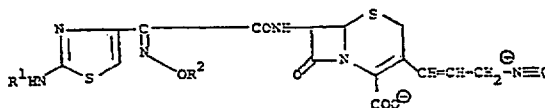
- 55
60 G) Published European Patent Application No. 53,538 discloses, *inter alia*, 3-vinylcephalosporin intermediates of the formula



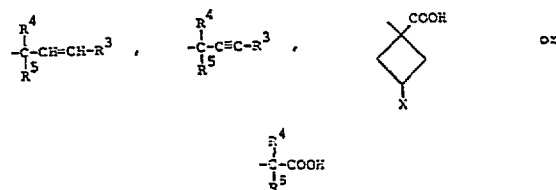
in which n is 0 or 1, R⁵ is hydrogen, alkyl, vinyl, cyanomethyl or an oxime-protecting group, and R³ is halogen.

- 65

This application relates to novel cephalosporin derivatives which are potent antibacterial agents. More particularly, it relates to compounds of the formula



- 70 wherein R¹ is hydrogen or a conventional amino-protecting group R² is hydrogen, a straight or branched chain alkyl group containing from 1 to 4 carbon atoms or a group of the formula



in which R³ is hydrogen, (lower)alkyl or carboxyl, X is halogen, hydroxy or (lower)alkoxy, and R⁴ and R⁵ are each independently hydrogen, methyl or ethyl, or R⁴

- 75

and R⁵, taken together with the carbon atom to which they are attached, may be a cycloalkylidene ring containing from 3 to 5 carbon atoms, and



is a quaternary ammonio group, and nontoxic pharmaceutically acceptable salts and physiologically hydrolyzable esters thereof. Also included within the scope of the invention are the solvates (including hydrates) of the compounds of Formula I, as well as the tautomeric forms of the compounds of Formula I, e.g. the 2-iminothiazolin-f-yl form of the 2-aminothiazol-4-yl moiety.

In another aspect, this application relates to a process for the preparation of compounds of Formula I and to certain 3-(3-halo-propen-1-yl) substituted intermediates in their preparation.

As shown in the structural formula, the compounds of Formula I have the "syn" or "Z" configuration with respect to the alkoxyimino group. Because the compounds are geometric isomers, some of the "anti" isomer may also be present. This invention comprises compounds of Formula I containing at least 90% of the "syn" isomer. Preferably the compounds of Formula I are "syn" isomers which are essentially free of the corresponding "anti" isomers.

In addition to geometric isomers possible with respect to the alkoxyimino group, the compounds of Formula I (and the intermediates of Formulae IX and X) also form geometric (cis and trans) isomers about the double bond of the propenyl group. Both the cis ("Z") and trans ("E") isomers of these compounds are specifically included within the scope of this invention.

The nontoxic pharmaceutically acceptable salts of the compounds of Formula I include salts with mineral acids such as hydrochloric, hydrobromic, phosphoric and sulfuric, or with organic carboxylic acids or sulfonic acids such as acetic, trifluoroacetic, citric, maleic, oxalic, succinic, benzoic, tartaric, fumaric, mandelic, ascorbic, malic, methanesulfonic, p-toluenesulfonic and other acids known and used in the penicillin and cephalosporin arts. Preparation of these acid addition salts is carried out by conventional techniques.

Examples of physiologically hydrolyzable esters of the compounds of Formula I include indanyl, phthalidyl, methoxymethyl, acetoxymethyl, pivaloyloxymethyl, glycyloxymethyl, phenylglycyloxymethyl, and other physiologically hydrolyzable esters known and used in the penicillin and cephalosporin arts. Such esters are prepared by conventional techniques known in the art.

The compounds of Formula I in which R¹ is hydrogen exhibit high antibacterial activity against various Gram positive and Gram negative bacteria, and are useful in the treatment of bacterial infections in animals, including man. The compounds of Formula I may be formulated for parenteral use in a conventional manner utilizing known pharmaceutical carriers and excipients, and may be presented in unit dosage form or in multi-dosage containers. The compositions may be in the form of solutions, suspensions or emulsions in oily or aqueous vehicles, and may contain conventional dispersing, sus-

pending or stabilizing agents. The compositions may also be in the form of a dry powder for reconstitution before use, e.g. with sterile, pyrogen-free water. The compounds of Formula I may also be formulated as suppositories utilizing conventional suppository bases such as cocoa butter or other glycerides. The compounds of this invention may, if desired, be administered in combination with other antibiotics such as penicillins or other cephalosporins.

When provided in unit dosage forms the compositions will preferably contain from about 50 to about 1500 mg of the active ingredient of Formula I. The dosage of the compounds of Formula I is dependent on such factors as the weight and age of the patient as well as the particular nature and severity of the disease, and is within the discretion of the physician.

However, the dosage for adult human treatment will usually be in the range of from about 500 to about 5000 mg per day, depending on the frequency and route of administration. When administered intramuscularly or intravenously to an adult human, a total dosage of from about 750 to about 3000 ml per day, in divided doses, normally will be sufficient, although higher daily doses of some of the compounds may be desirable in the case of *Pseudomonas* infections.

The quaternary ammonio group of the formula



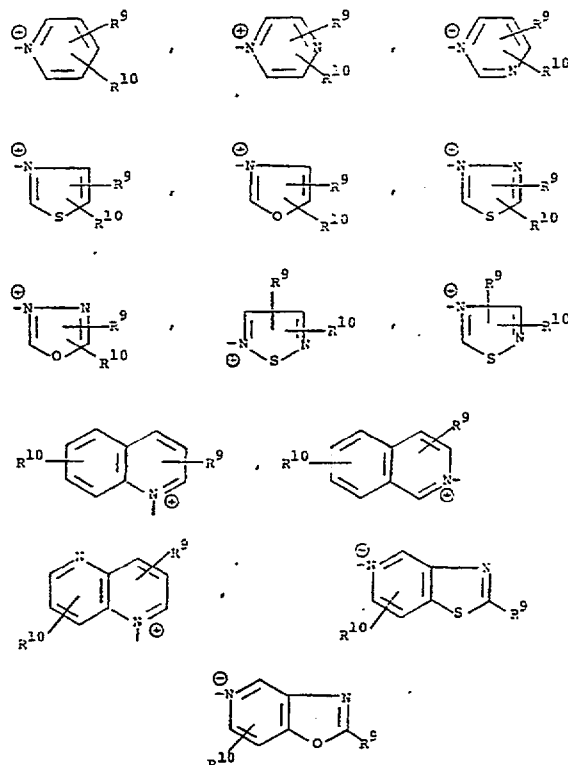
may be acyclic, cyclic, or a combination of the two, and may contain one or more additional hetero atoms selected from nitrogen, sulfur and oxygen.

An example of an acyclic quaternary ammonio group is a group of the formula



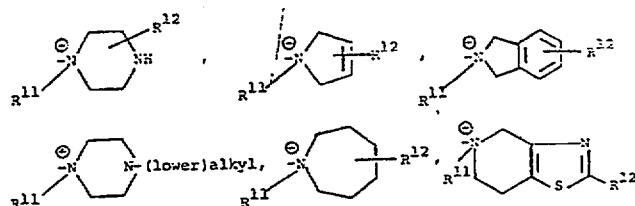
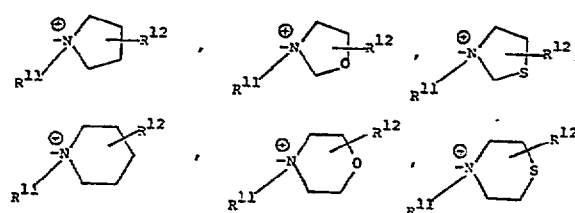
in which R⁶, R⁷ and R⁸ may be the same or different and may, for example, be (lower)alkyl or substituted (lower)alkyl in which the substituents are, for example, halogen, amino with provision that the amino group may not be on an α -carbon, hydroxy with the provision that the hydroxy group may not be on an α -carbon, (lower)alkoxy with the provision that the alkoxy group may not be on an α -carbon, (lower)alkylthio, (lower)alkylamino, di(lower)alkylamino, carbamoyl, (lower)alkenyl, phenyl(lower)alkyl, phenyl or substituted phenyl (in which the substituents may be, for example, halogen, hydroxy, amino, (lower)alkylamino, di(lower)alkylamino, acylamino, (lower)alkyl, (lower)alkylthio, (lower)alkoxy, or the like).

Examples of cyclic quaternary ammonio groups are fully unsaturated monocyclic heterocyclic ring systems, and bicyclic heterocyclic ring systems in which at least one N-containing ring is fully unsaturated. Suitable cyclic quaternary ammonio ring systems include, for example, those of the formulae



and the like, in which R⁹ and R¹⁰ are the same or different and may be, for example, hydrogen, halogen, amino, (lower)alkyl, (lower)alkenyl, (lower)alkylthio, hydroxy, (lower)alkoxy, (lower)alkoxy-(lower)alkyl, halo(lower)alkyl, hydroxy(lower)alkyl, amino(lower)alkyl, (lower)alkylamino(lower)alkyl, di(lower)alkylamino(lower)alkyl, (lower)alkylamino, di(lower)alkylamino, carboxy(lower)alkyl, carboxy-(lower)alkylamino, carbamoyl, acylamino, acyloxy, phenyl, pyridyl, amidino, guanidino and the like.

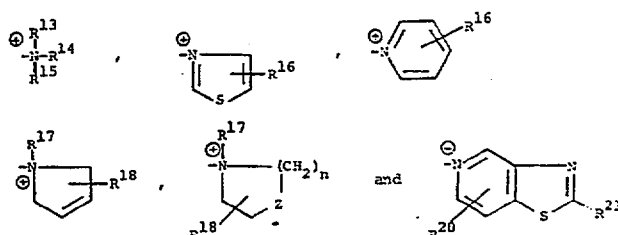
Examples of combined acyclic/cyclic quaternary ammonio groups include, for example, those of the formulae



and the like, in which R¹¹ may be, for example, (lower)alkyl, (lower)alkoxy(lower)alkyl, hydroxy-(lower)alkyl with the provision that the hydroxy may not be on an α -carbon, carboxy(lower)alkyl, amino-(lower)alkyl with the provision that the amino may not be on an α -carbon, (lower)alkenyl, halo(lower)alkyl, allyl and the like, and R¹² may be, for example, hydrogen, hydroxy, halogen, (lower)alkyl, hydroxy-

(lower)alkyl, (lower)alkoxy(lower)alkyl, halo-(lower)alkyl, amino(lower)alkyl, (lower)alkoxy, (lower)alkylthio, (lower)alkenyl, amino, (lower)alkylamino, di(lower)alkylamino, acylamino, acyloxy, carbamoyl, amidino(lower)alkyl, phenyl, pyridyl, amidino, guanidino and the like.

Preferred quaternary-ammonio groups are those of the formulae



wherein R¹³, R¹⁴ and R¹⁵ are the same or different and are (lower)alkyl, (lower)alkenyl, amino(lower)alkyl with the provision that the amino may not be on an α-carbon, or hydroxy(lower)alkyl with the provision that the hydroxy group may not be on an α-carbon;

R¹⁶ is hydrogen, (lower)alkyl, (lower)alkoxy, (lower)alkylthio, amino, (lower)alkylamino, di(lower)alkylamino, formylamino, (lower)alkanoylamino, hydroxy, hydroxy(lower)alkyl, halo(lower)alkyl, amino(lower)alkyl, (lower)alkoxy(lower)alkyl or carbamoyl;

R¹⁷ is (lower)alkyl, (lower)alkoxy(lower)alkyl, halo(lower)alkyl, allyl, hydroxy(lower)alkyl with the provision that the hydroxy group is not on the α-carbon, amino(lower)alkyl with the provision that the amino group is not on the α-carbon, or phenyl(lower)alkyl;

R¹⁸ is hydrogen, (lower)alkyl, (lower)alkoxy, (lower)alkoxy(lower)alkyl, (lower)alkylthio, amino, (lower)alkylamino, di(lower)alkylamino, hydroxy, hydroxy(lower)alkyl, amino(lower)alkyl, formylamino, (lower)alkanoylamino or carbamoyl;

n is an integer of from 1 to 3, inclusive;

Z is CH₂ or, when n is 2, Z also may be S, O or N-R¹⁹, in which R¹⁹ is hydrogen or (lower)alkyl; and

R²⁰ and R²¹ are the same or different and are hydrogen, (lower)alkyl, (lower)alkoxy, (lower)alkylthio, amino, (lower)alkylamino, di(lower)alkylamino, hydroxy, hydroxy(lower)alkyl, amino(lower)alkyl, (lower)alkoxy(lower)alkyl, carboxy(lower)alkyl, carboxy(lower)alkylamino, (lower)alkanoylamino, carboxy(lower)alkanoylamino or carbamoyl.

Particularly preferred quaternary ammonio groups are N-(lower)alkylpyrrolidinio (and especially N-methylpyrrolidinio), tri(lower)alkylammonio (and especially trimethylammonio), pyridinio, 2-methylthio and 2-methylthiazolio and 2-amino-5-thiazolo[4,5-c]pyridinio.

In the compounds of Formula I, particularly preferred values of R² are (lower)alkyl (and especially methyl), 1-carboxycycloalk-1-yl containing from 3 to 5 carbon atoms (and especially 1-carboxycyclobut-1-yl) and carboxy(lower)alkyl (and especially 2-carboxyprop-2-yl). The most preferred compounds of the invention are

1) 7-[(Z)-2-(2-aminothiazol-4-yl)-2-methoxyiminoacetamido]-3-[3-(1-methylpyrrolidinio)-1-propen-1-yl]-3-cephem-4-carboxylate,

2) 7-[(Z)-2-(2-aminothiazol-4-yl)-2-methoxyiminoacetamido]-3-[3-pyridinio-1-propen-1-yl]-3-cephem-4-carboxylate,

3) 7-[(Z)-2-(2-aminothiazol-4-yl)-2-(2-carboxy-2-propoxyimino)-acetamido]-3-[3-pyridinio-1-propen-1-yl]-3-cephem-4-carboxylate,

4) 7-[(Z)-2-(2-aminothiazol-4-yl)-2-(1-carboxycyclobut-1-oxyimino)-acetamido]-3-[3-(1-methylpyrrolidinio)-1-propen-1-yl]-3-cephem-4-carboxylate,

5) 7-[(Z)-2-(2-aminothiazol-4-yl)-2-(1-carboxycyclobut-1-oxyimino)-acetamido]-3-[3-pyridinio-1-propen-1-yl]-3-cephem-4-carboxylate,

6) 7-[(Z)-2-(2-aminothiazol-4-yl)-2-(1-carboxycyclobut-1-oxyimino)-acetamido]-3-[3-

(2-amino-5-thiazolo[4,5-c]pyridinio)-1-propen-1-yl]-3-cephem-4-carboxylate,

7) 7-[(Z)-2-(2-aminothiazol-4-yl)-2-methoxyiminoacetamido]-3-[3-(trimethylammonio)-1-propen-1-yl]-3-cephem-4-carboxylate,

8) 7-[(Z)-2-(2-aminothiazol-4-yl)-2-methoxyiminoacetamido]-3-[3-(3-aminopyridinio)-1-propen-1-yl]-3-cephem-4-carboxylate,

9) 7-[(Z)-2-(2-aminothiazol-4-yl)-2-methoxyiminoacetamido]-3-[3-(1-methyl-3-pyrrolinio)-1-propen-1-yl]-3-cephem-4-carboxylate,

10) 7-[(Z)-2-(2-aminothiazol-4-yl)-2-(1-carboxycyclobut-1-oxyimino)-acetamido]-3-[3-(1-methyl-3-pyrrolinio)-1-propen-yl]-3-cephem-4-carboxylate,

11) 7-[(Z)-2-(2-aminothiazol-4-yl)-2-(2-carboxyl-2-propoxyimino)-acetamido]-3-[3-(1-methylpyrrolidinio)-1-propen-1-yl]-3-cephem-4-carboxylate,

12) 7-[(Z)-2-(2-aminothiazol-4-yl)-2-(1-carboxycyclobut-1-oxyimino)acetamido]-3-[3-(2-methylthio-3-thiazolio)-1-propen-1-yl]-3-cephem-4-carboxylate,

13) 7-[(Z)-2-(2-aminothiazol-4-yl)-2-methoxyiminoacetamido]-3-[3-(2-methyl-3-thiazolio)-1-propen-1-yl]-3-cephem-4-carboxylate,

14) 7-[(Z)-2-(2-aminothiazol-4-yl)-2-(2-carboxy-2-propoxyimino)-acetamido]-3-[3-(2-methylthio-3-thiazolio)-1-propen-1-yl]-3-cephem-4-carboxylate,

15) 7-[(Z)-2-(2-aminothiazol-4-yl)-2-(1-carboxycyclobut-1-oxyiminol)acetamido]-3-[3-(4-aminopyridinio)-1-propen-1-yl]-3-cephem-4-carboxylate,

16) 7-[(Z)-2-(2-aminothiazol-4-yl)-2-methoxyiminoacetamido]-3-[3-(4-amino-1-pyridinio)-1-propen-1-yl]-3-cephem-4-carboxylate,

17) 7-[(Z)-2-(2-aminothiazol-4-yl)-2-methoxyiminoacetamido]-3-[3-(2-methylthio-3-thiazolio)-1-propen-1-yl]-3-cephem-4-carboxylate,

18) 7-[(Z)-2-(2-aminothiazol-4-yl)-2-(1-carboxycyclobut-1-oxyimino)acetamido]-3-[3-(3-amino-1-pyridinio)-1-propen-1-yl]-3-cephem-4-carboxylate,

19) 7-[(Z)-2-(2-aminothiazol-4-yl)-2-methoxyiminoacetamido]-3-[3-(4-carbamoyl-1-pyridinio)-1-propen-1-yl]-3-cephem-4-carboxylate,

20) 7-[(Z)-2-(2-aminothiazol-4-yl)-2-methoxyiminoacetamido]-3-[3-(2-amino-5-thiazolo[4,5-c]pyridinio)-1-propen-1-yl]-3-cephem-4-carboxylate and

21) 7-[(Z)-2-(2-aminothiazol-4-yl)-2-(1-carboxycyclobut-1-oxyimino)acetamido]-3-[3-(2-methyl-3-thiazolio)-1-propen-1-yl]-3-cephem-4-carboxylate.

The numbering system utilizing herein for the various reactants, intermediates and final products is as follows:

[Roman Numeral] —	[Letter (if appropriate)]	[Arabic Numeral (if appropriate)]
-------------------	------------------------------	--------------------------------------

The Roman Numeral designates whether the compound is a final product [I] or an intermediate or other reactant [all other Roman Numerals]. The Arabic Numerals and Letters are not used in those instances where the overall class (genus) of compounds is meant.

The Arabic Numeral designates the particular meaning of substituents R^2 , and the assigned meanings may be seen, for example, in Preparation No. 1. If the particular R^2 group contains a carboxyl group which is protected by a conventional carboxyl-protecting group, a "prime" (') is used after the Arabic Numeral to indicate this fact. No "prime" is used if the carboxyl group is unprotected. A "prime" also is used with the generic R^2 substituent (i.e. R^2) when generically referring to an R^2 group containing a protected carboxyl group.

The Letter at the end of the compound number refers to the particular meaning of the quaternary ammonio group



For the convenience, the Arabic Numerals and Letters assigned to some of the preferred R^2 groups and quaternary ammonio groups are set forth below.

Arabic Numeral	R^2
1	= methyl
2	= ethyl
3	= allyl
4	= 2-carboxyprop-2-yl
5	= 1-carboxycyclobut-1-yl
6	= 1-carboxy-3-chlorocyclobut-1-yl
7	= 2-propyn-1-yl

Letter	$\oplus \text{---} \text{N} \equiv \text{Q}$
A	= 1-methylpyrrolidinio
B	= pyridinio
C	= 2-amino-5-thiazolo[4,5-c]pyridinio
D	= trimethylammonio
E	= 3-aminopyridinio
F	= 1-methyl-3-pyrrolinio
G	= 2-(methylthio)thiazolio
H	= 2-methylthiazolio
I	= 4-aminopyridinio
J	= 4-carbamoylpyridinio

In the primary evaluation of the compounds of this invention, the Minimum Inhibitory Concentrations (MIC's) of the compounds were determined by the two-fold serial agar dilution method in Mueller-Hinton agar against 32 strains of test organisms in six groups. The geometric means of the MIC's determined in these tests are shown in Table 1.

Table 1

Compound Number	Geometric Mean of MIC (mcg/ml)					
	(G+)-Ia (5)	(G+)-Ib (5)	(G-)-Ia (5)	(G-)-Ib (5)	(G-)-II (5)	(G-)-III (7)
I-1B	0.20	0.52	0.012	0.050	0.10	5.7
I-4B	6.0	15	0.046	0.37	0.41	5.0
I-1A	0.22	0.59	0.021	0.11	0.13	5.1
I-5B	1.6	4.7	0.019	0.23	0.17	2.0
I-5A	1.8	4.7	0.038	0.23	0.26	2.6
I-5C	1.3	4.4	0.015	0.15	0.14	2.7
I-1E	0.10	0.30	<0.0053	0.050	0.043	5.7
I-1F	0.15	0.39	0.014	0.074	0.10	3.1
I-5F	1.5	4.0	0.037	0.22	0.17	2.4
I-4A	2.3	4.1	0.036	0.20	0.17	2.3
I-1D	0.17	0.59	0.0093	0.074	0.10	3.1
I-5G	0.64	2.8	0.014	0.13	0.13	1.9
I-1H	0.10	0.30	0.0093	0.050	0.074	5.7
I-4G	1.8	5.4	0.021	0.22	0.20	3.5
I-5I	1.6	4.7	0.019	0.20	0.22	3.5
I-1I	0.11	0.34	<0.016	0.10	0.15	>25
I-1G	0.15	0.39	0.014	0.074	0.085	7.6
I-5E	1.2	3.1	0.016	0.15	0.15	1.9
I-1J	0.26	0.61	0.016	0.11	0.13	5.7

(G+)-Ia : Penicillin-sensitive S. aureus (5 strains)

(G+)-Ib : Penicillin-resistant S. aureus (5 strains)

(G-)-Ia : Cephalothin-sensitive E. coli (2 strains), Kl. pneumoniae (1 strain) and Pr. mirabilis (2 strains)

(G-)-Ib : Cephalothin-resistant E. coli (3 strains) and Kl. pneumoniae (3 strains)

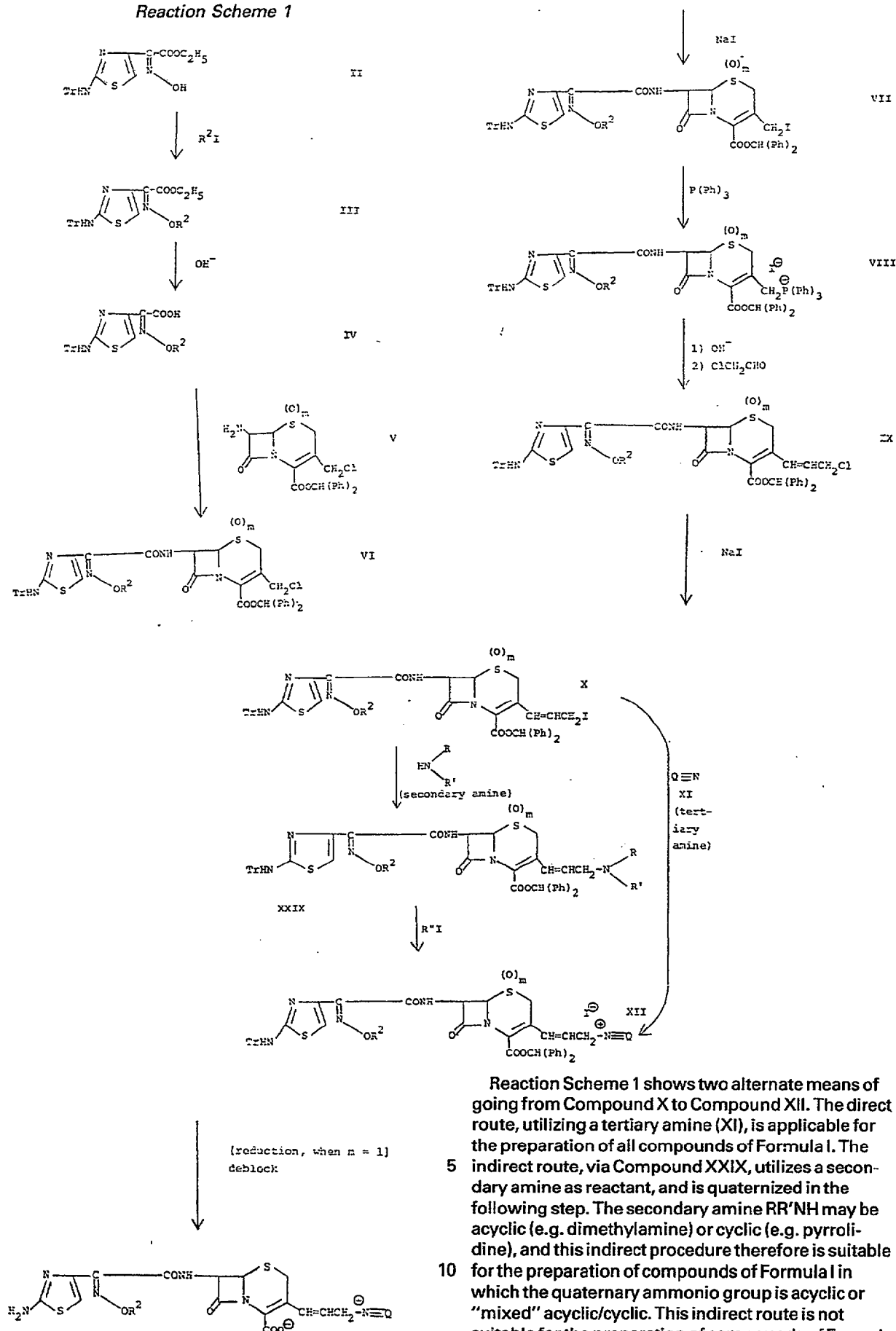
(G-)-II : M. morgani (1 strain), Ent. cloacae (2 strains) and Ser. marcescens (2 strains)

(G-)-III : Ps. aeruginosa (7 strains)

In another aspect, this invention relates to processes for the preparation of the compounds of Formula I. The preferred procedure is shown below in Reaction Scheme 1, while alternative procedures are shown in Reaction Schemes 2, 3 and 4. In the reaction schemes, m may be 0 or 1. the abbreviation "Tr" represents the trityl (triphenylmethyl) group, which is a preferred amino-protecting group. The abbreviation "Ph" represents the phenyl group. Thus, the ---CH(Ph)_2 moiety is the benzhydryl group, which is a

preferred carboxyl-protecting group. When R^2 contains a carboxyl group, it is desirable to protect the carboxyl group with a conventional carboxyl-protecting group such as the t-butyl moiety.

Reaction Scheme 1



- 5
- 10

unsaturated heterocyclic ring (e.g. pyridinio, thiazolo, 2-amino-5-thiazolo[4,5-c]pyridinio, and the like).

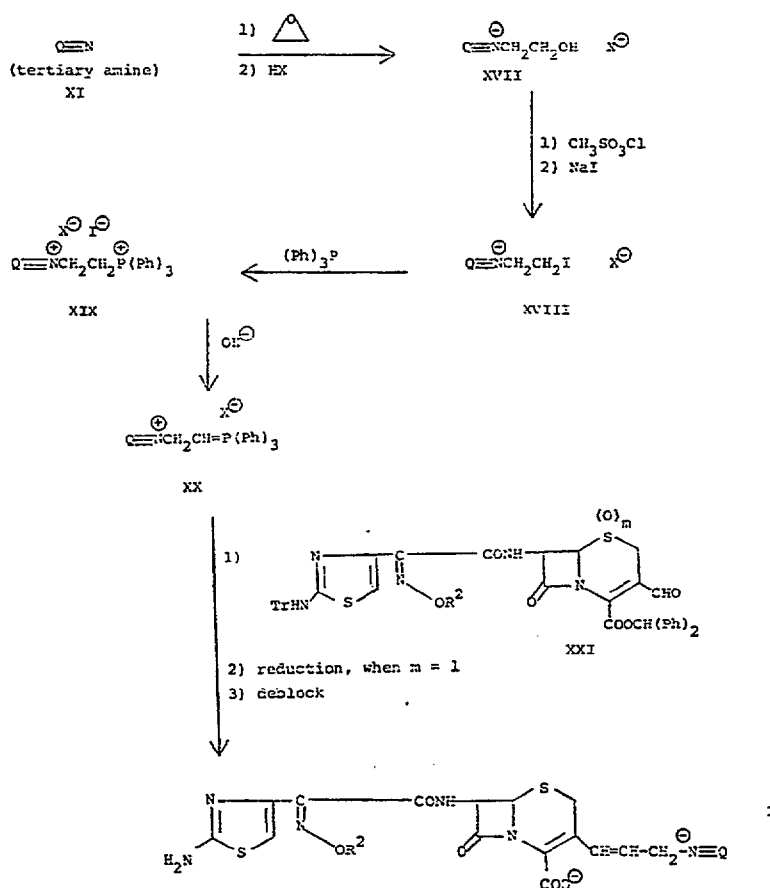
- Alternate Reaction Scheme 2, shown below, also utilizes a tertiary amine as a reactant, and therefore is suitable for preparation of all compounds of Formula I. Alternate Reaction Scheme 3, on the other hand, utilizes a secondary amine as a reactant, which is quaternized in the final step. Accordingly, like the indirect step of Reaction Scheme 1 (via Compound XXIX), Reaction Scheme 3 is suitable for the preparation of compounds of Formula I where the quaternary ammonio group is acyclic or mixed acyclic/cyclic, but not those compounds wherein the quaternary nitrogen is in a fully unsaturated heterocyclic ring.

- Reaction Scheme 4, shown below, is a shortened version of Reaction Scheme 1, in that two steps are eliminated. That is, the direct route of Reaction Scheme 4 goes directly from Compound VIII to

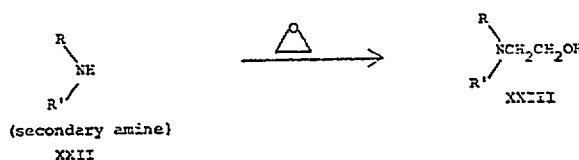
Compound XII (rather than VIII \rightarrow IX \rightarrow X \rightarrow XII in the direct route of Reaction Scheme 1), while the indirect route of Reaction Scheme 4 is two steps from Compound VIII to Compound XII (VIII \rightarrow XXX \rightarrow XII) rather than four steps in the indirect route of Reaction Scheme 1 (VIII \rightarrow IX \rightarrow X \rightarrow XXIX \rightarrow XII). As discussed above, the direct route of Reaction Scheme 4 is suitable for the preparation of all compounds of Formula I, while the indirect route is suitable for the preparation of the compounds of Formula I in which the quaternary ammonio group is acyclic or mixed acyclic/cyclic.

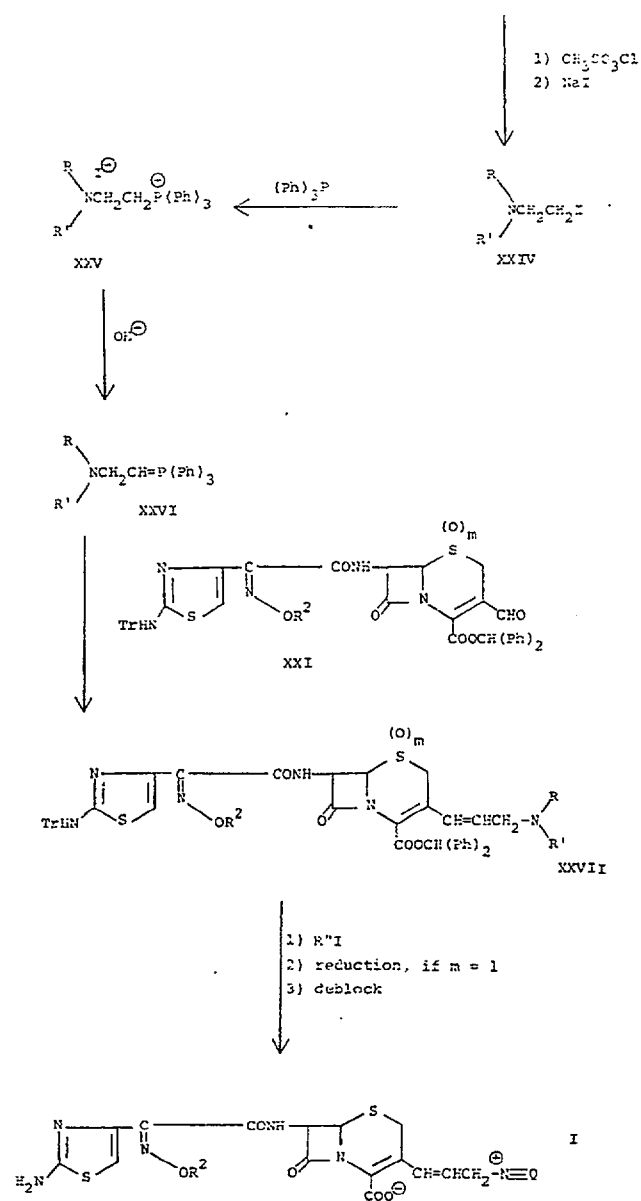
- Intermediates of Formula XXI (3-formylcephalosporin derivatives) are known compounds or may be prepared by known procedures. See, for example, U.S. Patents 3,351,596, 4,166,115, 4,279,818 and 4,331,664 which teach the preparation of 3-formylceph-3-em compounds by oxidation of the corresponding 3-hydroxymethylceph-3-em compounds.

Reaction Scheme 2

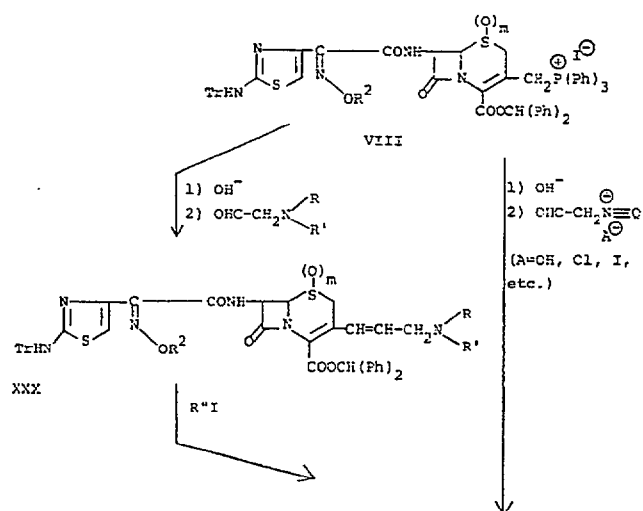


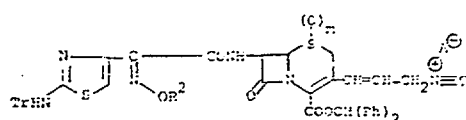
Reaction Scheme 3





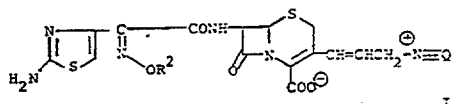
Reaction Scheme 4





XII

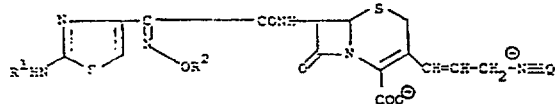
[reduction, when m = 1]
deblock



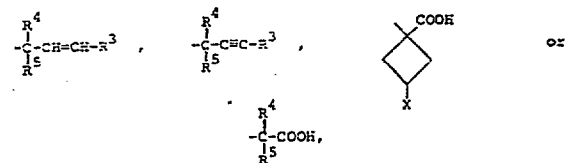
I

Although Reaction Scheme 1, above, shows a preferred multi-step procedure for the preparation of the compounds of Formula I, it will be appreciated that other starting materials and procedures may be utilized to prepare the intermediates used in the key step. Thus, the key step in Reaction Scheme 1 is the reaction of Compound X with the tertiary amine of XI to produce the "protected" product XII (or the indirect reaction of Compound X with a secondary amine, followed by quaternization to produce product XII). Compound X may, of course, be prepared by various other procedures.

The present invention provides a process for the preparation of compounds of the formula



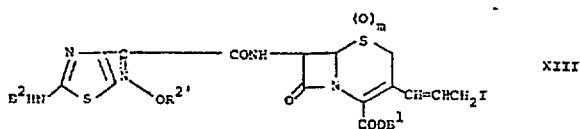
wherein R¹ is hydrogen or a conventional amino-protecting group, R² is hydrogen, a straight or branched chain alkyl group containing from 1 to 4 carbon atoms, or a group of the formula



in which R³ is hydrogen, (lower)alkyl or carboxyl, X is halogen, hydroxy or (lower)alkoxy, and R⁴ and R⁵ are each independently hydrogen, methyl or ethyl, or R⁴ and R⁵, taken together with the carbon atom to which they are attached, may be a cycloalkylidene ring containing from 3 to 5 carbon atoms, and




is a quaternary ammonium group, and nontoxic pharmaceutically acceptable salts, physiologically hydrolyzable esters and solvates thereof, which process comprises reacting a compound of the formula

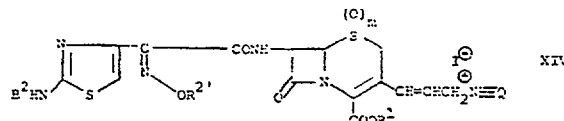


XIII

wherein R^{2'} is the same as R² or is a group of the formula



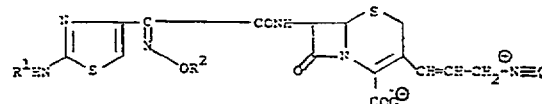
in which X, R⁴ and R⁵ are as defined above, B¹ is a conventional carboxyl-protecting group, B² is a conventional amino-protecting group and m is 0 or 1, with a tertiary amine, to produce a compound of the formula



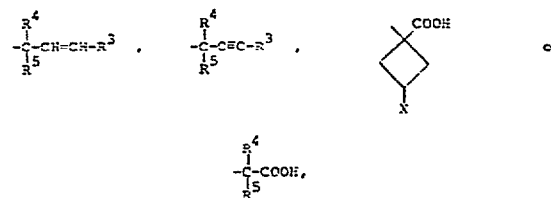
XIV

and, if m is 1, reducing the sulfoxide by conventional means, and subsequently removing all protecting groups by conventional means.

The present invention also provides a process for the preparation of compounds of the formula



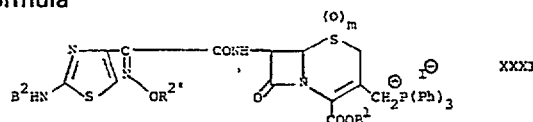
wherein R¹ is hydrogen or a conventional amino-protecting group, R² is hydrogen, a straight or branched chain alkyl group containing from 1 to 4 carbon atoms, or a group of the formula



in which R³ is hydrogen, (lower)alkyl or carboxyl, X is halogen, hydroxy or (lower)alkoxy, and R⁴ and R⁵ are each independently hydrogen, methyl or ethyl, or R⁴ and R⁵, taken together with the carbon atom to which they are attached, may be cycloalkylidene ring containing from 3 to 5 carbon atoms, and



is a quaternary ammonium group, and nontoxic pharmaceutically acceptable salts, physiologically hydrolyzable esters and solvates thereof, which process comprises reacting a compound of the formula



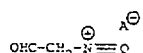
XXV

wherein R^{2'} is the same as R² or is a group of the formula



in which X, R⁴ and R⁵ are as described above, B¹ is a conventional carboxyl-protecting group, B² is a conventional amino-protecting group and m is 0 or 1, with an appropriate base such as hydroxyl ion and

then with a compound of the formula

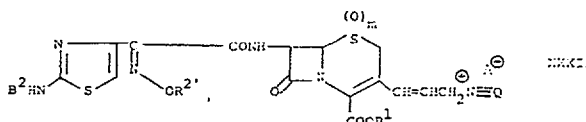


in which



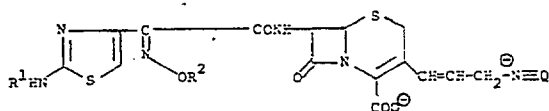
is a quaternary ammonio group and A^{\ominus} is hydroxyl, chloro, bromo or iodo, to produce a compound of the

5 formula

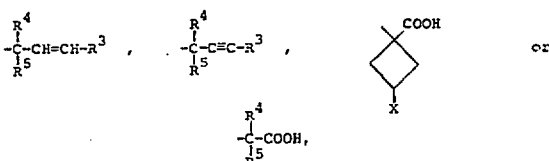


and, if m is 1, reducing the sulfoxide by conventional means, and subsequently removing all protecting groups by conventional means.

The present invention also provides a process for the preparation of compounds of the formula



wherein R^1 is hydrogen or a conventional amino-protecting group, R^2 is hydrogen, a straight or branched chain alkyl group containing from 1 to 4 carbon atoms, or a group of the formula

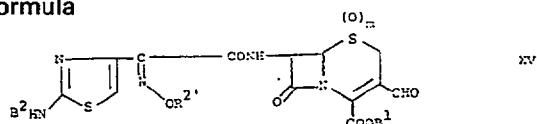


15 in which R^3 is hydrogen, (lower)alkyl or carboxyl, X is halogen, hydroxy or (lower)alkoxy, and R^4 and R^5 are each independently hydrogen, methyl or ethyl, or R^4 and R^5 , taken together with the carbon atom to which they are attached, may be a cycloalkylidene ring containing from 3 to 5 carbon atoms, and




is a quaternary ammonium group, and nontoxic pharmaceutically acceptable salts, physiologically hydrolyzable esters and solvates thereof, which process comprises reacting a compound of the

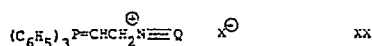
25 formula



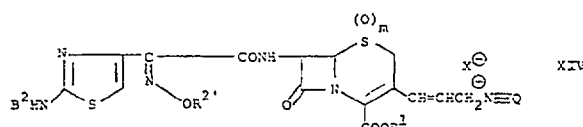
wherein $\text{R}^{2'}$ is the same as R^2 or is a group of the formula



in which X , R^4 and R^5 are as defined above, B^1 is a conventional carboxyl-protecting group, B^2 is a conventional amino-protecting group and m is 0 or 1, with a compound of the formula



in which X is chloro, bromo or iodo, to produce a compound of the formula



and, if m is 1, reducing the sulfoxide by conventional means, and subsequently removing all protecting groups by conventional means.

The reactions are carried out in a non-aqueous organic solvent such as dimethyl sulfoxide, hexamethylphosphoramide, methylene chloride, chloroform, ethyl ether, hexane, ethyl acetate, tetrahydrofuran, acetonitrile and the like, or mixtures of such solvents. The reactions are conveniently carried out at a temperature of from about -10°C to about $+50^\circ\text{C}$; we normally prefer to conduct the reactions at room temperature. In Reaction Scheme 1, at least one mole of the tertiary amine should be used per mole of Compound X; we normally prefer to utilize from about 25% to 100% excess of the tertiary amine. Similarly, in Reaction Scheme 2, at least one mole of Compound XX should be used per mole of Compound XXI.

Carboxyl-protecting groups suitable for use as B^1 in the above reactions are well-known to those skilled in the art and include aralkyl groups such as benzyl, p-methoxybenzyl, p-nitrobenzyl and diphenylmethyl (benzhydryl); alkyl groups such as t-butyl; haloalkyl groups such as 2,2,2-trichloroethyl, and other carboxyl protecting groups described in the literature, e.g. in U.K. Patent 1,399,086. We prefer to utilize carboxyl-protecting groups which are readily removed by treatment with acid. Particularly preferred carboxyl-protecting groups are the benzhydryl and t-butyl moieties.

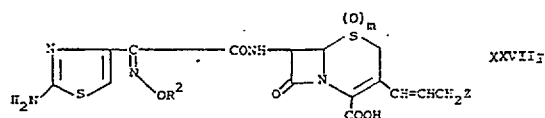
Amino-protecting groups suitable for use as B^2 are also well-known in the art, and include the trityl group and acyl groups such as chloroacetyl, formyl and trichloroethoxycarbonyl. Amino-protecting groups which are readily removed by treatment with acid, e.g. the trityl group, are preferred.

In Reaction Scheme 1, 2, 3 or 4, when the cephalosporin nucleus is utilized in the form of the 1-oxide ($m = 1$), the 1-oxide is prepared by known procedures such as oxidation with m-chloroperbenzoic acid, peracetic acid, etc. The 1-oxide subsequently may be reduced by known procedures, e.g. reduction of the corresponding alkoxy-sulfonium salt with iodide ion in an aqueous medium. The alkoxy-sulfonium salt itself is readily prepared by treatment of the 1-oxide with, for example, acetyl chloride.

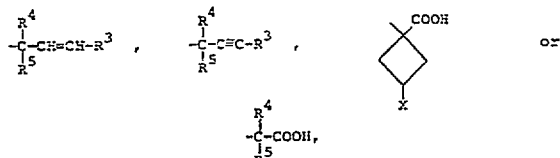
As used herein, the terms acylamino and acyloxy refer to an acylated amino or acylated hydroxy group in which the acyl moiety is (lower)alkanoyl (e.g. formyl, acetyl, propionyl, butyryl, isobutyryl, isovaleryl, etc.), aroyl (e.g. benzoyl, etc.), (lower)alkanesulfonyl (e.g. mesyl, ethanesulfonyl, etc.) or arylsulfonyl (e.g. benzenesulfonyl, tosyl, etc.).

As used herein, the terms "(lower)alkyl", "(lower)alkoxy", "(lower)alkylthio" (or the like) mean straight or branched chain alkyl, alkoxy, alkylthio (or the like) groups containing from 1 to 6 carbon atoms, inclusive.

In another embodiment, this invention relates to novel intermediates of the formula



wherein Z is chloro, bromo or iodo, m is 0 or 1 and R² is hydrogen, a straight or branched chain alkyl group containing from 1 to 4 carbon atoms, or a group of the formula



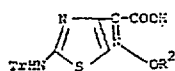
- 5 in which R³ is hydrogen, (lower)alkyl or carboxyl, X is halogen, hydroxy or (lower)alkoxy, and R⁴ and R⁵ are each independently hydrogen, methyl or ethyl, or R⁴ and R⁵, taken together with the carbon atom to which they are attached, may be a cycloalkylidene ring
- 10 containing from 3 to 5 carbon atoms, and salts and esters thereof. Also included are compounds of Formula XXVIII in which the amino and/or carboxyl groups are protected by conventional amino-protecting or carboxyl-protecting groups.

Compound	R ² (or R ^{2'})	Yield (%)	Mp (°C)	Literature
III-1	methyl	100	115 (dec.)	120 (dec.) ⁽¹⁾
III-2	ethyl	67	97-98	*
III-3	allyl	*	*	*
III-4'	-C(CH ₃) ₂ COOtButyl	100	125-126	123.5-125 ⁽²⁾ ; 134 ⁽³⁾
III-5'	COOtButyl	68	81-83	not reported ⁽³⁾
III-6'	COOtButyl	36	75-85	(new compound)
III-7	-CH ₂ C≡CH	94	70-73	not reported ⁽⁴⁾

*The ester was hydrolyzed without isolation

- 35 (1) Tetrahedron, 34, 2233 (1978)
 (2) U.S. Patent 4,258,041
 (3) U.S. Patent 4,288,434
 (4) U.S. Patent 4,294,960

Preparation No. 2




- 40 (Z)-2-Methoxyimino-2-(2-tritylaminothiazol-4-yl)acetic acid (IV-1)

The ethyl ester III-1 prepared in Preparation No. 1 (6.00 g, 12.7 mmoles) in ethanol (120 mL) was treated with 2 N NaOH (12.7 mL) at room temperature

Compound	R ² (or R ^{2'})	Yield (%)	Mp (°C, Literature)
IV-1	methyl	98	136-143 dec.; ca. 140 ⁽¹⁾
IV-2	ethyl	85	140-145 not reported ⁽¹⁾
IV-3	allyl	66	170-178 ca. 170 ⁽¹⁾
IV-4'	-C(CH ₃) ₂ COOtButyl	77	174-175 152-156 ⁽²⁾ ; 190 ⁽³⁾

Compound	R ² (or R ^{2'})	Yield (%)	Mp (°C, Literature)
IV-5'	COOtButyl	78	163-164 not reported ⁽³⁾
IV-6'	COOtButyl	51	125-135 new compound
IV-7	-CH ₂ C≡CH	88	136-138 (4)

Preparation No. 1



- 15 Ethyl (Z)-2-Methoxyimino-2-(2-tritylaminothiazol-4-yl)acetate (III-I)

A mixture of ethyl (Z)-2-hydroxyimino-2-(2-tritylaminothiazol-4-yl)acetate (II) (5.00 g, 10.9 mmoles), CH₃I (2.04 mL, 32.8 mmoles) and K₂CO₃

- 20 (4.54 g, 32.8 mmoles) in dry dimethylsulfoxide (DMSO) (100 mL) was stirred at room temperature overnight and then poured into water (250 mL). The precipitate which formed was collected by filtration, washed with water and dried to give the title compound (5.15 g, quantitative yield). Mp. 115°C (dec.).

NMR: δ^{CDCl}₃ ppm 1.32 (3H, t), 3.98 (3H, s), 4.30 (2H, q), 6.42 (1H, s), 7.2 (1H, s), 7.25 (15H, s).

- 25 Compounds III-2, III-3, III-4', III-5', III-6' and III-7 were prepared by the general procedure set forth above, but replacing the methyl iodide with the appropriate iodide or bromide.

- 45 overnight. The reaction mixture was adjusted to pH 8 by the addition of powdered dry ice and the solvent was evaporated under reduced pressure. The residue was dissolved in water (100 mL) and the solution was acidified with 1N HCl to pH 2 and then extracted with ethyl acetate (3 x 50 mL). The combined extracts were washed with a saturated aqueous NaCl solution, dried and evaporated. The residue was crystallized from ethyl acetate-hexane to afford 5.56 g (yield 98%) of the title product. Mp. 138-143°C (dec.).

- 50 NMR: δ^{CDCl}₃ ppm 3.89 (3H, s), 6.52 (1H, s), 7.2 (15H, s).
 55 Compounds IV-2, IV-3, IV-4', IV-5', IV-6' and IV-7 were prepared by the general procedure set forth above.

- (1) Tetrahedron, 34, 2233 (1978)
 (2) U.S. Patent 4,258,041
 (3) U.S. Patent 4,288,434
 (4) The corresponding NH_2 compound is described in
 5 U.S. Patent 4,294,960

Preparation No. 3

Benzhydryl 3-Hydroxymethyl-7-phenylacetamido-3-cephem-4-carboxylate

- To a stirred suspension of phosphate buffer (pH 7,
 10 162.5 mL) and wheat bran (20 g, dry) at room temperature was added 7-phenylacetamidoccephalosporanic acid sodium salt (5 g, 12.1 mmoles) in one portion. The progress of the reaction was monitored by HPLC until the hydrolysis was complete (5 hours).
 15 The suspension was filtered to remove the wheat bran and the filtrate was cooled to 5-10°C for extractive esterification. To the cooled solution was added methylene chloride (32 mL) followed by a 0.5M solution of diphenyldiazomethane in methylene chloride (24 mL). The pH was then
 20 adjusted to 3.0 with 28% phosphoric acid. After 1 hour the reaction mixture was allowed to rise to 20°C. Heptane (56 mL) was slowly added and the resulting crystalline title product was recovered by filtration.
 25 Yield of the title product was 3.0 g (50%).

Preparation No. 4

Benzhydryl 7-Amino-3-chloromethyl-3-cephem-4-carboxylate (V)

- To a slurry of PCl_5 (8.3 g, 40 mmoles) in CH_2Cl_2 (100
 30 mL) was added pyridine (3.2 g, 40 mmoles) and the mixture was stirred for 20 minutes at 20°C. To the mixture was added benzhydryl 3-hydroxymethyl-7-phenylacetamido-3-cephem-4-carboxylate prepared in Preparation No. 3 (5.1 g, 10 mmoles) with
 35 stirring at -40°C, in one portion. The mixture was stirred at -10°C for 15 minutes and allowed to stand at -10°C to -15°C for 7 hours. To the cooled solution (-20°C) was added propane-1,3-diol (10 mL) and the mixture was allowed to stand at -20°C for 16 hours
 40 and then at room temperature for 20 minutes with stirring. The resulting solution was washed with ice-water (2 x 20 mL) and saturated aqueous NaCl (10 mL), dried over MgSO_4 and concentrated *in vacuo*. The gummy residue (12 g) was dissolved in a mixture
 45 of CHCl_3 and n-hexane (2:1), and subjected to chromatography using a silica gel column (200 g) and the same solvent as eluant. Fractions containing the title compound were evaporated *in vacuo* and the residue triturated with n-hexane to give the title
 50 product (2.1 g, 51%), melting at >110°C (dec.).
 IR: ν_{KBr} 3400, 2800, 1785, 1725 cm^{-1} .

UV: $\lambda_{\text{EtOH max}}$ 265 nm ($E^{1\%}_{1\text{cm}}$ 160).

NMR: $\delta_{\text{DMSO-d}_6}$ ppm + CDCl_3 3.69 (2H, s), 4.43 (2H, s), 5.09 (1H, d, J = 4.5 Hz), 5.24 (1H, d, J = 4.5 Hz),
 55 6.87 (1H, s), 7.3 (10H, m).

Preparation No. 5

Benzhydryl 3-Chloromethyl-7-[(Z)-2-methoxyimino-2-(2-tritylaminothiazol-4-yl)acetamido]-3-cephem-4-carboxylate (VI-1)

- 60 Benzhydryl 7-amino-3-chloromethyl-3-cephem-4-carboxylate prepared in Preparation No. 4 (2.29 g, 5.52 mmoles) in CH_3CN (57 mL) was treated with bis

- (trimethylsilyl)acetamide (BSA, 4.09 mL, 16.6 mmoles) at room temperature for 50 minutes to give
 65 a clear solution. To the solution was added an acid chloride solution, which was prepared from (Z)-2-methoxyimino-2-(2-tritylaminothiazol-4-yl)acetic acid (IV-1) (2.04 g, 4.60 mmoles) and PCl_5 (1.15 g, 5.52 mmoles) in methylene chloride (20 mL). The mixture
 70 was stirred at room temperature for 30 minutes, poured into cold water (200 mL) and extracted with ethyl acetate (3 x 100 mL). The combined extracts were washed with aqueous NaCl, dried and evaporated. The residual syrup (4 g) was chromatographed
 75 on a silica gel (150 g) column by eluting with 10:1 and 3:1 mixtures of toluene and ethyl acetate successively. The fractions containing the desired compound were combined and evaporated to afford 2.61 g (68%) of VI-1 as an amorphous powder.
 80 NMR: δ_{CDCl_3} ppm 3.50 (2H, s), 4.02 (3H, s), 4.33 (2H, s), 4.98 (1H, d), 5.87 (1H, q), 6.65 (1H, s), 6.90 (1H, s), 7.3 (25H, m).

Preparation No. 6

Benzhydryl 3-Iodomethyl-7-[(Z)-2-methoxyimino-2-(2-tritylaminothiazol-4-yl)acetamido]-3-cephem-4-carboxylate (VII-1)

- A mixture of the 3-chloromethyl derivative prepared in Preparation No. 5 (VI-1) (1.50 g, 1.79 mmoles) and NaI (1.34 g, 8.93 mmoles) in methyl ethyl ketone
 85 (30 mL) was stirred at room temperature for 1 hour. After evaporation of the solvent the residue was dissolved in ethyl acetate (100 mL) and washed with water, aqueous $\text{Na}_2\text{S}_2\text{O}_3$ and aqueous NaCl, dried and evaporated to give the title compound VII-1 (1.47 g,
 90 89%) as an amorphous powder.
 NMR: δ_{CDCl_3} ppm 3.55 (2H, Abq), 4.00 (3H, s), 4.25 (2H, s), 4.97 (1H, d), 5.80 (1H, q), 6.65 (1H, s), 6.90 (1H, s), 7.3 (25H, m).

Preparation No. 7

Benzhydryl 3-Chloromethyl-7-[(Z)-2-ethoxyimino-2-(2-tritylaminothiazol-4-yl)acetamido]-3-cephem-4-carboxylate (VI-2)

- To a solution of (Z)-2-ethoxyimino-2-(2-tritylaminothiazol-4-yl)acetic acid (IV-2) (1.095 g,
 105 2.4 mmoles) in dichloromethane (20 mL) was added phosphorus pentachloride (500 mg). After stirring for 1 hour at room temperature, the mixture was added in one portion to an ice-cooled solution of Compound V (1.083 g, 2.4 mmoles) and BSA (1 mL) in dichloromethane (20 mL). After stirring for 0.5 hour the reaction mixture was poured into 10% aqueous NaHCO_3 (200 mL) and extracted with CHCl_3 (100 mL). The extract was washed with water, dried over
 110 MgSO_4 , and evaporated under reduced pressure. The residue was chromatographed on a silica gel column. Elution with CHCl_3 gave VI-2 as an amorphous powder, 1.76 g (86%).

NMR: δ_{CDCl_3} ppm 1.40 (3H, t, CH_2CH_3), 3.53 (2H, ABq, 2-H), 4.37 (2H, s, $-\text{CH}_2\text{Cl}$), 4.60 (2H, q, $-\text{CH}_2\text{CH}_3$),
 120 4.90 (1H, d, 6-H), 5.89 (1H, d, 7-H), 6.88 (1H, s, thiazole-H), 6.91 (1H, s, benzhydryl-CH).

Preparation No. 8

Diphenylmethyl 7-[(Z)-2-Ethoxyimino-2-(2-tritylaminothiazol-4-yl)acetamido]-3-iodomethyl-3-cephem-4-carboxylate (VII-2)

- 125 A mixture of VI-2 prepared in Preparation No. 7 (1.07 g, 1.25 mmoles) and NaI (562 mg, 2.75 mmoles)

in acetone (20 mL) was stirred for 1 hour. The mixture was filtered and the filtrate was poured into water and extracted with ethyl acetate. The organic layer was washed successively with 5% aqueous $\text{Na}_2\text{S}_2\text{O}_3$,

5 water and saturated aqueous NaCl, dried over MgSO_4 and evaporated to give 1.04 g (89%) of Compound VII-2.

NMR : δ^{CDCl_3} ppm 3.55 (2H, q, 2-H), 4.27 (2H, s, CH_2I), 5.02 (1H, d, 6-H), 5.87 (1H, d, 7-H), 6.68 (1H, s, thiazole ring H), 6.93 (1H, s, benzhydryl - CH).

Preparation No. 9

Benzhydryl 7-[(Z)-2-Allyloxyimino-2-(2-tritylaminothiazol-4-yl)-acetamido]-3-chloromethyl-3-cephem-4-carboxylate (VI-3)

15 To a suspension of Compound V (1.35 g, 3 mmoles) in methylene chloride (20 mL) was added BSA (1.1 mL, 4.5 mmoles), and the mixture was stirred for 30 minutes at room temperature to become a clear solution. A mixture of (Z)-2-allyloxyimino-2-(2-tritylaminothiazol-4-yl)acetic acid (IV-3) (1.40 g, 3.0 mmoles) and phosphorus pentachloride 690 mg, 3.3 mmoles) in methylene chloride (20 mL) was stirred for 15 minutes at room temperature and poured in one portion into the solution of the trimethylsilylated
25 Compound V. The mixture was stirred for 20 minutes at room temperature and diluted with ethyl acetate (200 mL), washed with aqueous sodium bicarbonate and water, dried and evaporated under reduced pressure. The oily residue was purified by silica gel
30 column chromatography (Wako-gel, C-200, 30 g). The column was eluted with chloroform and the fractions containing the desired product were combined. Evaporation under reduced pressure afforded the title compound (VI-3) as an amorphous powder, yield
35 2.32 g (89%). Mp. 100-115°C (dec.).

IR : $\nu_{\text{max}}^{\text{KBr}}$ cm^{-1} 3390, 1790, 1730, 1680, 1530, 1380, 1250, 1160, 1020.

NMR : δ^{CDCl_3} ppm 3.50 (2H, 2-H), 4.32 (2H, s, 3- CH_2), 4.6-6.1 (7H, m, $\text{CH}_2\text{CH}=\text{CH}_2$ and 6, 7-H), 6.70 (1H, s, thiazole-H), 6.90 (1H, s, Ph_2CH), 7.1-7.6 (30H, m, phenyl protons).

Anal. Calc'd. for $\text{C}_{48}\text{H}_{40}\text{N}_5\text{O}_5\text{S}_2\text{Cl}_2 \cdot 1/33\text{CHCl}_3$: C, 64.05; H, 4.45; N, 7.73; S, 7.08; Cl, 7.82.

Found: C, 64.13, 63.99; H, 4.61, 4.64; N, 7.50, 7.30;

45 S, 6.85, 6.85; Cl, 7.55, 7.46.

Preparation No. 10

Benzhydryl 7-[(Z)-2-Allyloxyimino-2-(2-tritylaminothiazol-4-yl)-acetamido]-3-iodomethyl-3-cephem-4-carboxylate (VII-3)

50 A mixture of Compound VI-3 (2.30 g, 2.65 mmoles) and sodium iodide (2 g, 13.3 mmoles) in acetone (15 mL) was stirred for 1 hour at room temperature and then evaporated under reduced pressure. A solution of the oily residue in ethyl acetate (200 mL) was
55 washed with 10% sodium thiosulfate and water, evaporated under reduced pressure to afford Compound VII-3 as an amorphous powder, which was used in the subsequent step without further purification. Yield 2.52 g (99%).

Preparation No. 11

Benzhydryl 3-Chloromethyl-7-[(Z)-2-(2-t-butoxycarbonylprop-2-oxymono)-2-(2-tritylaminothiazol-4-yl)acetamido]-3-cephem-4-carboxylate (VI-4')

65 Procedure 1

A mixture of (Z)-2-(2-t-butoxycarbonylprop-2-oxymono)-2-(2-tritylaminothiazol-4-yl)acetic acid (IV-4') (1.94 g, 3.6 mmoles) DCC (742 mg, 3.6 mmoles) and N-hydroxybenztriazole (486 mg, 3.6 mmoles) in tetrahydrofuran (THF) (45 mL) was stirred at room temperature for 45 minutes, during which dicyclohexylurea separated. The dicyclohexylurea was removed by filtration and the filtrate was mixed with V (1.5 g, 3.6 mmoles). The mixture was stirred
75 overnight at room temperature and then evaporated *in vacuo*. The residual oil was dissolved in CHCl_3 (20 mL), washed with saturated aqueous NaHCO_3 and saturate aqueous NaCl, dried over MgSO_4 and evaporated to dryness. The residue (3.9 g) was dissolved in n-hexane : CHCl_3 (1:2) and passed through a silica gel column (40 g) using the same solvent system. Fractions containing the title compound were evaporated *in vacuo* to give 1.3 g (39%) of VI-4' melting at $>100^\circ\text{C}$ (dec.).

85 IR : $\nu_{\text{max}}^{\text{KBr}}$ cm^{-1} 3390, 1790, 1715, 1690.

UV : $\lambda_{\text{max}}^{\text{EtOH}}$ nm 240 ($\epsilon_1^{1\%}$ cm 280), 265 ($\epsilon_1^{1\%}$ cm 190).

NMR : δ^{CDCl_3} ppm 1.45 (9H, s), 1.63 & 1.66 (6H, each s), 3.49 (2H, broad s), 4.34 (2H, s), 4.96 (1H, d, J=4.5Hz), 5.90 (1H, d-d, J=4.5 & 7.5), 6.66 (1H, s), 6.86 (1H, s), 7.0-7.5 (25H, m), 8.23 (1H, d, J=7.5Hz).

Procedure 2

A solution of V (1.86 g, 4.49 mmoles) in CH_3CN (46.5 mL) was treated with BSA (3.33 mL, 13.5 mmoles) at room temperature for 50 minutes to give a clear
95 solution. To the solution was added an acid chloride solution which had been prepared from IV-4' (2.56 g, 4.49 mmoles) and PCl_5 (1.12 g, 5.38 mmoles) in methylene chloride (26 mL). The mixture was stirred at room temperature for 30 minutes, poured into cold
100 water (100 mL) and extracted with ethyl acetate (3 x 50 mL). The combined extracts were washed with aqueous NaCl, dried and evaporated. The residual syrup (5 g) was chromatographed on a silica gel (100 g) column by eluting with 10:1 mixture of toluene and
105 ethyl acetate. The fractions containing the desired compound were combined and evaporated to afford 2.84 g (65%) of VI-4'.

Preparation No. 12

Benzhydryl 7-[(Z)-2-(2-t-Butoxycarbonylprop-2-oxymono)-2-(2-tritylaminothiazol-4-yl)acetamido]-3-iodomethyl-3-cephem-4-carboxylate (VII-4')

A mixture of VI-4' (500 mg, 0.53 mmole) and NaI (240 mg, 1.6 mmoles) in acetone (3 mL) was stirred
115 for 2 hours at room temperature and then evaporated *in vacuo*. To the residue were added CH_2Cl_2 (20 mL) and water (10 mL). The organic layer was washed with 10% w/v sodium thiosulfate (5 mL) and aqueous NaCl (5 mL), dried over MgSO_4 and evaporated to dryness to give 540 mg (99%) of VII-4' as an amorphous powder melting at 106°C (dec.).

IR : $\nu_{\text{max}}^{\text{KBr}}$ cm^{-1} 3350, 1790, 1690.

UV : $\lambda_{\text{max}}^{\text{EtOH}}$ nm 240 ($\epsilon_1^{1\%}$ cm 270), 265 ($\epsilon_1^{1\%}$ cm 190).

NMR : δ^{CDCl_3} ppm 1.44 (9H, s), 1.65 (6H, s), 3.54 (2H, ABq), 4.28 (2H, s), 4.98 (1H, d, J=4.5Hz), 5.85 (1H, d-d, J=4.5 & 7.5Hz), 6.70 (1H, s), 6.90 (1H, s), 7.1-7.5 (25H, m).

Preparation No. 13

Diphenylmethyl 7-[(Z)-2-(1-t-Butoxycarbonyl)cyclobut-1-oxymono)-2-(2-tritylaminothiazol-4-

yl)acetamido]-3-chloromethyl-3-cephem-4-carboxylate (VI-5')

- Phosphorus pentachloride (1.46 g, 7 mmol) was added to a suspension of (Z)-2-(1-t-butoxycarbonylcyclobut-1-oxymino)-2-(2-tritylaminothiazol-4-yl)acetic acid [IV-5'] (4.09 g, 7 mmol) in 70 mL of dry methylene chloride, and the mixture was stirred for 1 hour at room temperature. The acid chloride solution was added at -20°C to a solution of silylated 7-ACA ester, which was prepared by adding BSA (5.6 mL, 21 mmol) to a stirred suspension of benzhydryl 7-amino-3-chloromethyl-3-cephem-4-carboxylate hydrochloride [V] (3.16 g, 7 mmol) in dry methylene chloride (70 mL). The mixture was stirred for 20 minutes at -10°C and then at room temperature for 40 minutes. The reaction mixture was evaporated and diluted with ethyl acetate (300 mL), and the organic layer was washed with 5% aqueous sodium bicarbonate, water and a saturated sodium chloride solution. After drying over sodium sulfate, the solvent was evaporated and the residue was purified by silica gel column chromatography (Wako gel C-200, 60 g); elution with chloroform. The fractions containing the desired product were combined and evaporated to obtain 5.88 g (86%) of VI-5' as a yellow powder.
- IR: $\nu_{\text{max}}^{\text{KBr}}$ cm⁻¹ 1790, 1725, 1690, 1525.
 UV: $\lambda_{\text{max}}^{\text{EtOH}}$ nm 240 ($E_1^{1\%}$ cm = 232), 265 ($E_1^{1\%}$ cm = 181).

Preparation No. 14

- 30 Diphenylmethyl 7-[(Z)-2-(1-t-butoxycarbonylcyclobut-1-oxymino)-2-(2-tritylaminothiazol-4-yl)acetamido]-3-iodomethyl-3-cephem-4-carboxylate (VII-5')

- To a stirred solution of VI-5' (5.4 g, 5.5 mmol) in acetone (108 mL) was added sodium iodide (2.48 g, 16.5 mmol), and the mixture was stirred at room temperature for 3 hours. The reaction mixture was then filtered and evaporated to dryness, and the residue was dissolved in ethyl acetate (200 mL). The solution was washed with water (100 mL), 10% w/v sodium thiosulfate (40 mL) and saturated sodium chloride (3 x 70 mL). After drying over magnesium sulfate, the solvent was removed under reduced pressure to give 5.38 g (91%) of VII-5' as a yellow powder.
- IR: $\nu_{\text{max}}^{\text{KBr}}$ cm⁻¹ 1790, 1725, 1690, 1525.
 UV: $\lambda_{\text{max}}^{\text{EtOH}}$ nm 240 ($E_1^{1\%}$ cm = 197), 265 ($E_1^{1\%}$ cm = 154).
 NMR: δ^{CDCl_3} ppm 1.45 (9H, s), 1.8-2.8 (6H, m), 3.52 (2H, ABq), 4.25 (2H, s), 4.98 (1H, d, J = 5.3 Hz), 5.87 (1H, dd, J = 9 & 5.3 Hz), 6.70 (1H, s), 6.88 (1H, s), 6.90 (1H, s), 7.28 (25H, s), 8.41 (1H, d, J = 9 Hz).

Preparation No. 15

- Diphenylmethyl 3-chloromethyl-7-[(Z)-2-propargyloxyimino-2-(2-tritylaminothiazol-4-yl)acetamido]-3-cephem-4-carboxylate (VI-7)

- Phosphorus pentachloride (910 mg) was added to a solution of (Z)-2-propargyloxyimino-2-(2-tritylaminothiazol-4-yl)acetic acid (IV-7) (1.7 g, 3.6 mmol) in dichloromethane (30 mL). After stirring for 1 hour at room temperature the mixture was added in one portion to an ice-cooled solution of (V) (1.98 g, 4.4 mmol) and N, O-bis(trimethylsilyl)acetamide (1.5 mL) in dichloromethane (30 mL). After stirring for 1 hour, the reaction mixture was poured into 10% aqueous NaHCO₃ (300 mL) and extracted with ethyl

acetate (300 mL). The extract was washed with water, dried over MgSO₄ and evaporated under reduced pressure. The residue was chromatographed on a silica gel column. Elution with CHCl₃ gave the title compound [VI-7] as an amorphous powder weighing 2.1 g (66%).

- 70 NMR: δ^{CDCl_3} ppm 2.45 (1H, t, CH), 3.53 (2H, d, 2-CH₂), 4.37 (2H, s, -CH₂Cl), 4.83 (2H, d, O-CH₂C≡CH), 5.03 (1H, d, 6-H), 5.90 (1H, q, 7-H), 6.70 (1H, s, thiazole-H)
 75 6.92 (1H, s, benzhydryl-CH).

Preparation No. 16

Diphenylmethyl 7-[(Z)-2-propargyloxyimino-2-(2-tritylaminothiazol-4-yl)acetamido]-3-iodomethyl-3-cephem-4-carboxylate (VII-7)

- 80 A mixture of diphenylmethyl 3-chloromethyl-7-[(Z)-2-propargyloxyimino-2-(2-tritylaminothiazol-4-yl)acetamido]-3-cephem-4-carboxylate (VI-7) (2.0 g, 2.3 mmol) and NaI (1.04 g, 6.9 mmol) in acetone (40 mL) was stirred for 1 hour. The mixture was filtered and the filtrate was poured into water and extracted with ethyl acetate. The organic layer was washed with 5% aqueous Na₂S₂O₃, water and a saturated aqueous NaCl, successively. It was then dried over MgSO₄ and evaporated to give 2.2 g (98%) of the title compound [VII-7].
- 90 NMR: δ^{CDCl_3} ppm 2.45 (1H, t, CH), 3.53 (2H, d, 2-CH₂), 4.25 (2H, s, CH₂I), 4.83 (2H, d, O-CH₂), 5.0 (1H, d, 6-H), 5.80 (1H, q, 7-H), 6.70 (1H, s, thiazole-H), 6.92 (1H, s, benzhydryl-CH).

Preparation No. 17

Diphenylmethyl 7-[(Z)-2-methoxyimino-2-(2-tritylaminothiazol-4-yl)acetamido]-3-triphenylphosphoniomethyl-3-cephem-4-carboxylates iodide (VIII-1)

- 100 A mixture of diphenylmethyl 7-[(Z)-2-(2-tritylaminothiazol-4-yl)-2-methoxyiminoacetamido]-3-iodomethyl-3-cephem-4-carboxylate (VII-1, 7.8 g, 8.4 mmol) and triphenylphosphine (4.4 g, 16.8 mmol) in benzene (160 mL) was stirred at room temperature for 1 hour. The resulting precipitate was collected by filtration to afford 8.0 g of the title compound VIII-1. The mother liquor was concentrated and the residue was triturated with n-hexane to yield an additional amount (1.3 g) of VIII-1. Total yield 9.3 g (93%).
- 110 IR: $\nu_{\text{max}}^{\text{KBr}}$ cm⁻¹ 1770, 1700, 1660, 1510.

Preparation No. 18

Diphenylmethyl 3-(3-chloro-1-propen-1-yl)-7-[(Z)-2-methoxyimino-2-(2-tritylaminothiazol-4-yl)acetamido]-3-cephem-4-carboxylate (IX-1)

- The phosphonium iodide VIII-1 (20 g, 17 mmol) in chloroform (130 mL) was shaken with aqueous sodium hydroxide (10 mL 2N NaOH plus 70 mL water) and the chloroform layer was washed with water and dried over sodium sulfate. To the chloroform solution was added chloroacetaldehyde (2 g, 25 mmol) and the mixture was stirred at room temperature for 1.5 hours. The reaction mixture was concentrated *in vacuo* and the residue was chromatographed on a silica gel column (200 g), eluted with toluene (1.5 L) and toluene-ethyl acetate (10:1). The desired fractions were combined and concentrated to yield 10.3 g (71%) of the title compound IX-1.
- 125 Rf: 0.34 (chloroform/ethyl acetate = 20/1; silica gel plate)
 130

IR : $\nu_{\text{max}}^{\text{KBr}}$ cm^{-1} 1780, 1710, 1660, 1510.

NMR : $\delta_{\text{CDCl}_3 + \text{D}_2\text{O}}$ ppm 3.53 (2H, s, 2-H), 3.96 (2H, d, 7 Hz, $-\text{CH}_2\text{Cl}$), 4.05 (3H, s, $-\text{OCH}_3$), 5.03 (1H, d, 4.5 Hz, 6-H), 5.87 (1H, d, 4.5 Hz, 7-H), 6.70 (1H, s, thiazole-H), 5 6.96 (1H, s, $-\text{CHPh}_2$), 7.30 (25H, s, phenyl-H).

Preparation No. 19

Diphenylmethyl 3-(3-iodo-1-propen-1-yl)-7-[(Z)-2-methoxyimino-2-(2-tritylaminothiazol-4-yl)acetamido]-3-cephem-4-carboxylate (X-1)

10 A mixture of the chloropropenyl derivatives IX-1 (1.9 g, 2.3 mmoles) and sodium iodide (1.0 g, 6.9 mmoles) in acetone (40 ml) was stirred at room temperature for 1 hour. The reaction mixture was concentrated *in vacuo* and the residue was dissolved in ethyl acetate (50 ml). The ethyl acetate solution was washed with 10% aqueous sodium thiosulfate (50 ml) and aqueous sodium chloride (50 ml), dried over sodium sulfate and concentrated to give 2.0 g (94%) of the title compound X-1.

20 Rf: 0.34 (chloroform/ethyl acetate = 20/1; silica gel plate).

IR : $\nu_{\text{max}}^{\text{KBr}}$ cm^{-1} 1770, 1710, 1660, 1500.

NMR : $\delta_{\text{CDCl}_3 + \text{D}_2\text{O}}$ ppm 3.50 (2H, s, 2-H), 3.84 (2H, d, 7 Hz, $-\text{HC}=\text{CH}-\text{CH}_2\text{I}$), 4.03 (3H, s, $-\text{OCH}_3$), 5.05 (1H, d, 4.5 Hz, 6-H), 5.90 (1H, d, 4.5 Hz, 7-H), 6.75 (1H, s, thiazole-H), 6.98 (1H, s, $-\text{CHPh}_2$), 7.30 (25H, s, phenyl-H).

Preparation No. 20

Diphenylmethyl 7-[(Z)-2-(2-t-Butoxycarbonyl-2-propoxyimino)-2-(2-tritylaminothiazol-4-yl)acetamido]-3-triphenylphosphoniomethyl-3-cephem-4-carboxylate iodide (VIII-4')

A mixture of diphenylmethyl 7-[(Z)-2-(2-t-butoxycarbonyl-2-propoxyimino)-2-(2-tritylaminothiazol-4-yl)acetamido]-3-iodomethyl-3-cephem-4-carboxylate (VII-4'), 5.3 g, 5 mmoles) and triphenylphosphine (2.6 g, 10 mmoles) in benzene (100 ml) was stirred at room temperature for 1 hour and diluted with diisopropyl ether. The resulting precipitate was collected by filtration to yield 6.0 g (91%) of the title compound VIII-4'.

IR : $\nu_{\text{max}}^{\text{KBr}}$ cm^{-1} 1780, 1705, 1670, 1500.

Preparation No. 21

Diphenylmethyl 7-[(Z)-2-(2-t-Butoxycarbonyl-2-propoxyimino)-2-(2-tritylaminothiazol-4-yl)acetamido]-3-(3-chloro-1-propen-1-yl)-3-cephem-4-carboxylate (IX-4')

The phosphonium iodide (VIII-4'), 5.7 g, 4.3 mmoles) in chloroform (100 ml) was treated with aqueous sodium hydroxide (0.34 g NaOH in 100 ml of water) at room temperature. The mixture was washed with water (150 ml) and dried over sodium sulfate. To the chloroform solution was added chloroacetaldehyde (0.5 g, 6.5 mmoles) and the mixture was stirred at room temperature for 1 hour. The reaction mixture was concentrated *in vacuo* and the residue was chromatographed on a silica gel column (120 g), eluted with benzene (500 ml) and benzene (500 ml) and benzene-ethyl acetate (10:1). The desired fractions were combined and concentrated to yield 2.6 g (61%) of IX-4'.

Rf: 0.18 (benzene/ethyl acetate = 20/1; silica gel plate).

IR : $\nu_{\text{max}}^{\text{KBr}}$ cm^{-1} 1785, 1720, 1690, 1520.

65 UV : $\lambda_{\text{max}}^{\text{EtOH}}$ nm (ϵ) 240 (sh, 23400), 278 (16000).

Preparation No. 22

Diphenylmethyl 7-[(Z)-2-(2-t-Butoxycarbonyl-2-propoxyimino)-2-(2-tritylaminothiazol-4-yl)acetamido]-3-(3-iodo-1-propen-1-yl)-3-cephem-4-carboxylate (X-4')

70 A mixture of the chloropropenyl derivative IX-4' (2.4 g, 2.4 mmoles) and sodium iodide (1.1 g, 7.2 mmoles) in acetone (50 ml) was stirred at room temperature for 1 hour. The reaction mixture was concentrated *in vacuo* and the residue was dissolved in ethyl acetate (50 ml). The ethyl acetate solution was washed with 10% aqueous sodium thiosulfate (50 ml), water (50 ml) and aqueous NaCl solution (50 ml), dried over sodium sulfate and concentrated to yield 2.4 g (93%) of X-4'.

IR : $\nu_{\text{max}}^{\text{KBr}}$ cm^{-1} 1775, 1710, 1670, 1500.

Preparation No. 23

Diphenylmethyl 7-[(Z)-2-(1-t-Butoxycarbonylcyclobut-1-oxyimino)-2-(2-tritylaminothiazol-4-yl)acetamido]-3-triphenylphosphoniomethyl-3-cephem-4-carboxylate iodide (VIII-5')

85 A mixture of diphenylmethyl 7-[(Z)-2-(1-t-butoxycarbonylcyclobut-1-oxyimino)-2-(2-tritylaminothiazol-4-yl)acetamido]-3-iodomethyl-3-cephem-4-carboxylate (VII-5'), 6.4 g, 6 mmoles) and triphenylphosphine (2.4 g, 9 mmoles) in benzene (120 ml) was stirred at room temperature for 2 hours and diluted with n-hexane (ca. 500 ml). The resulting precipitate was collected by filtration to afford 7.5 g (94%) of the title compound VIII-5'.

IR : $\nu_{\text{max}}^{\text{KBr}}$ cm^{-1} 1780, 1710, 1670, 1510.

Preparation No. 24

Diphenylmethyl 7-[(Z)-2-(1-t-Butoxycarbonylcyclobut-1-oxyimino)-2-(2-tritylaminothiazol-4-yl)acetamido]-3-(3-chloro-1-propen-1-yl)-3-cephem-4-carboxylate (IX-5')

100 The phosphonium iodide VIII-5' (7.4 g, 5.5 mmoles) in chloroform (150 ml) was treated with aqueous sodium hydroxide (0.44 g NaOH in 150 ml of water) at room temperature. The mixture was washed with water and dried over sodium sulfate. To the chloroform solution was added chloroacetaldehyde (863 mg, 11 mmoles) and the mixture was stirred at room temperature for 1.5 hours. The reaction mixture was concentrated *in vacuo* and the residue was chromatographed on a silica gel column (150 g), eluted with benzene (500 ml) and benzene-ethyl acetate (10:1). The desired fractions were combined and concentrated to give 2.95 g (52%) of the title compound IX-5'.

115 M.p. > 110°C (dec.).

Rf: 0.61 (chloroform/ethyl acetate = 20/1; silica gel plate).

IR : $\nu_{\text{max}}^{\text{KBr}}$ cm^{-1} 1780, 1720, 1685, 1520.

UV : $\lambda_{\text{max}}^{\text{EtOH}}$ nm (ϵ) 240 (24700), 296 (15200).

Preparation No. 25

Diphenylmethyl 7-[(Z)-2-(1-t-Butoxycarbonylcyclobut-1-oxyimino)-2-(2-tritylaminothiazol-4-yl)acetamido]-3-(3-iodo-1-propen-1-yl)-3-cephem-4-carboxylate (X-5')

125 A mixture of the chloropropenyl derivative IX-5' (3.5 g, 3.5 mmoles) and sodium iodide (1.0 g, 7.0 mmoles) in acetone (70 ml) was stirred at room temperature for 1 hour. After evaporation of the solvent, the residue was dissolved in ethyl acetate (100 ml) and the solution was washed with 10%

aqueous sodium thiosulfate (100 ml) and aqueous NaCl solution (100 ml), dried over sodium sulfate and concentrated under reduced pressure to afford 3.3 g (86%) of X-5'.

5 IR : $\nu_{\text{max}}^{\text{KBr}}$ cm^{-1} 1780, 1720, 1680, 1520.

UV : $\lambda_{\text{max}}^{\text{EtOH}}$ nm (ϵ) 308 (17900).

Example 1

7-[(Z)-2-(2-Aminothiazol-4-yl)-2-methoxyiminoacetamido]-3-[(E)-3-(1-methylpyrrolidinio)-1-propen-1-yl]-3-cephem-4-carboxylate (I-1A)

N-Methylpyrrolidine (0.2 ml, 2 mmole) was added to a suspension of diphenylmethyl 3-(3-iodo-1-propen-1-yl)-7-[(Z)-2-methoxyimino-2-(2-tritylaminothiazol-4-yl)acetamido]-3-cephem-4-carboxylate (X-1, 958 mg, 1 mmole) in ether (100 ml) and the mixture was stirred at room temperature for 1 hour. The reaction mixture was filtered, the filter cake was treated with 90% trifluoroacetic acid (5 ml) at room temperature for 1 hour, and the resulting mixture was concentrated under reduced pressure to give a light yellow powder (500 mg). The crude product was dissolved in formic acid (2 ml) and placed on a column of HP-20 resin (40 ml). The column was washed with water (about 500 ml) until the pH of the eluate became 7 and then was eluted with 30% aqueous CH_3OH . The eluate was monitored by UV absorption at 254 nm. The fractions containing the desired product were combined, concentrated and lyophilized to give 185 mg of light yellow powder. It was purified by HPLC (lichrosorb RP-18; 20% methanol) to give 101 mg (20%) of the title compound I-1A. M.p. >160°C (dec.).

UV : $\lambda_{\text{max}}^{\text{Phosphate buffer pH 7}}$ nm (ϵ) 232 (15600), 292 (23400).

NMR : $\delta^{\text{D}_2\text{O}}$ ppm 2.27 (4 H, m, pyrrolidine-H), 3.08 (3H, s, N-CH₃), 3.53 (4H, m, pyrrolidine-H), 3.76 (2H, s, 2-H), 4.06 (3H, s, OCH₃), 5.32 (1H, d, 4.5 Hz, 6-H), 5.82 (1H, d, 4.5 Hz, 7-H), 6.00 (1H, m, -CH=CH-CH₂-), 6.95 (1H, d, 16 Hz, -CH=CH-CH₂-), 7.05 (1H, s, thiazole-H).

Example 2

7-[(Z)-2-(2-Aminothiazol-4-yl)-2-methoxyiminoacetamido]-3-[(E)-3-pyridinio-1-propen-1-yl]-3-cephem-4-carboxylate (I-1B)

A mixture of diphenylmethyl 3-(3-iodo-1-propen-1-yl)-7-[(Z)-2-methoxyimino-2-(2-tritylaminothiazol-4-yl)acetamido]-3-cephem-4-carboxylate (X-1, 507 mg, 0.55 mmole) and pyridine (0.09 ml, 1.1 mmoles) in dichloromethane (10 ml) was allowed to stand at room temperature for 2.5 hours and was then diluted with diisopropyl ether (30 ml). The resulting precipitate was collected by filtration and treated with trifluoroacetic acid (5 ml) and anisole (1 ml) at room temperature for 1 hour, and the resulting mixture was concentrated under reduced pressure. The residue was triturated with ether and purified by column chromatography (HP-20; eluted with 10% and 30% methanol) and HPLC (lichrosorb; 25% methanol). The desired fractions of the eluate were concentrated and lyophilized to afford 15 mg (4%) of I-1B.

UV : $\lambda_{\text{max}}^{\text{Phosphate buffer pH 7}}$ nm (ϵ) 234 (16400), 259 (16600), 265 (16300), 292 (20400).

65 NMR : $\delta^{\text{D}_2\text{O}+\text{NaHCO}_3}$ ppm 3.72 (2H, s, 2-H), 4.08 (3H, s,

OCH₃), 5.32 (1H, d, 4 Hz, 6-H, 6-H), 5.38 (2H, d, 7 Hz, -CH=CH-CH₂-), 5.87 (1H, d, 4 Hz, 7-H), 6.15 (1H, td, 7 & 16 Hz, -CH=CH-CH₂-), 6.95 (1H, d, 16 Hz, -CH=CH-CH₂-), 7.06 (1H, s, thiazole-H), 8.13 (2H, dd, 6 & 8 Hz, pyridine-3, 5-H), 8.57 (1H, d, 8 Hz, pyridine-4-H), 8.90 (2H, d, 6 Hz, pyridine-2, 6-H).

Example 3

7-[(Z)-2-(2-Aminothiazol-4-yl)-2-(2-carboxy-2-propoxyimino)-acetamido]-3-[(E)-3-pyridinio-1-propen-1-yl]-3-cephem-4-carboxylate (I-4B)

A mixture of diphenylmethyl 7-[(Z)-2-(2-t-butoxycarbonyl-2-propoxyimino)-2-tritylaminothiazol-4-yl]acetamido]-3-(3-iodo-1-propen-1-yl)-3-cephem-4-carboxylate (X-4', 497 mg, 0.5 mmole) and pyridine (0.08 ml, 1 mmole) in dichloromethane (5 ml) was allowed to stand at room temperature for 3.5 hours, and was then diluted with diisopropyl ether. The resulting precipitate was collected by filtration and treated with trifluoroacetic acid (5 ml) and anisole (1 ml) at room temperature for 1 hour, and the resulting mixture was concentrated and triturated with ether to give crude product I-4B which was purified by HP-20 column chromatography, eluted with water (300 ml), 10% methanol (500 ml) and 30% methanol (300 ml). The eluate of 30% methanol was concentrated to a small volume, adjusted to pH 7 with sodium bicarbonate and lyophilized to afford 23 mg (7%) of the title compound I-4B. M.p. >150°C.

95 NMR : $\delta^{\text{D}_2\text{O}}$ ppm 1.60 (6H, s, -(CH₃)₂), 3.72 (2H, s, 2-H), 5.35 (3H, m, 6-H and CH=CH-CH₂-), 5.93 (1H, d, 4.5 Hz, 7-H), 6.15 (1H, m, -CH=CH-CH₂-), 6.95 (1H, d, 16 Hz, -CH=CH-CH₂-), 7.05 (1H, s, thiazole-H), 8.0-9.0 (5H, m, pyridine-H).

Example 4

7-[(Z)-2-(2-Aminothiazol-4-yl)-2-(1-carboxycyclobut-1-oxymino)-acetamido]-3-[(E)-3-(1-methylpyrrolidinio)-1-propen-1-yl]-3-cephem-4-carboxylate (I-5A)

1-Methylpyrrolidine (61 mg, 0.72 mmole) was added to a suspension of diphenylmethyl 7-[(Z)-2-(1-t-butoxycarbonylcyclobut-1-oxymino)-2-(2-tritylaminothiazol-4-yl)acetamido]-3-(3-iodo-1-propen-1-yl)-3-cephem-4-carboxylate (X-5', 714 mg, 0.65 mmole) in ether and the mixture was stirred at room temperature for 1 hour. The reaction mixture was filtered and the filter cake (ca. 500 mg) was treated with 90% trifluoroacetic acid (5 ml) and anisole (1 ml) at room temperature for 1 hour. The resulting mixture was concentrated and the residue was triturated with ether to give 308 mg of the crude product I-5A. It was purified by HP-20 column chromatography eluted with water (200 ml), 10% methanol and 30% methanol. The eluate of 30% methanol was concentrated to a small volume and lyophilized to give 123 mg (57%) of I-5A. M.p. >160°C (dec.).

IR : $\nu_{\text{max}}^{\text{KBr}}$ cm^{-1} 1760, 1660, 1530, 1390.

UV : $\lambda_{\text{max}}^{\text{Phosphate buffer pH 7}}$ nm (ϵ) 235 (14000), 292 (24000).

125 NMR : $\delta^{\text{D}_2\text{O}}$ ppm 1.8-2.7 (10H, m, cyclobutyl-H & pyrrolidine-H), 3.57 (4H, m, pyrrolidine-H), 3.80 (2H, s, 2-H), 4.10 (2H, d, 7 Hz, -CH=CH-CH₂-), 5.38 (1H, d, 4 Hz, 6-H), 5.93 (1H, d, 4 Hz, 7-H), 6.02 (1H, dt, 16 & 7 Hz, -CH=CH-CH₂-), 7.00 (1H, d, 16 Hz, -CH=CH-CH₂-), 7.12 (1H, s, thiazole-H).

Example 5

7-[(Z)-2-(2-Aminothiazol-4-yl)-2-(1-carboxycyclobut-1-oxymino)-acetamido]-3-[(E)-3-pyridinio-1-propen-1-yl]-3-cephem-4-carboxylate (I-5B)

- Pyridine (0.1 ml, 1.2 mmole) was added to a solution of diphenylmethyl 7-[(Z)-2-(1-t-butoxycarbonylcyclobut-1-oxymino)-2-(2-tritylaminothiazol-4-yl)acetamido]-3-(3-iodo-1-propen-1-yl)-3-cephem-4-carboxylate (X-5', 659 mg, 0.6 mmole) in dichloromethane (7 ml). The mixture was stirred at room temperature for 2.5 hours and diluted with diisopropyl ether. The resulting solid (383 mg) was collected by filtration and treated with 90% trifluoroacetic acid (5 ml) and anisole (1 ml) at room temperature for 1 hour. The resulting mixture was concentrated and the residue was triturated with ether to give 237 mg of crude I-5B, which was purified by HP-20 column chromatography [eluted with water (150 ml), 10% methanol (200 ml) and 30% methanol (500 ml)]. The eluate of 30% methanol was concentrated to a small volume, adjusted to pH 7 with sodium bicarbonate and lyophilized to afford 72 mg (21%) of I-5B. M.p. >160°C (dec.).
- IR: $\nu_{\text{max}}^{\text{KBr}}$ cm⁻¹ 1760, 1660, 1590, 1530, 1390.
 UV: $\lambda_{\text{max}}^{\text{Phosphate buffer pH 7}}$ nm(ε) 259 (16600), 266 (16800), 292 (22000).
 NMR: $\delta^{\text{D}_2\text{O}}$ ppm 1.8-2.9 (6H, m, cyclobutyl-H), 3.75 (2H, s, 2-H), 5.37 (1H, d, 4 Hz, 6-H), 5.40 (2H, d, 7 Hz, -CH=CH-CH₂-), 5.93 (1H, d, 4 Hz, 7-H), 6.18 (1H, dt, 16 & 7 Hz, -CH=CH-CH₂-), 6.98 (1H, d, 16 Hz, -CH=CH-CH₂-), 7.15 (1H, s, thiazole-H), 8.0-9.0 (5H, m, pyridine-H).

Example 6

7-[(Z)-2-(2-Aminothiazol-4-yl)-2-(1-carboxycyclobut-1-oxymino)-acetamido]-3-[(E)-3-(2-amino-5-thiazol[4,5-c]pyridinio)-1-propen-1-yl]-3-cephem-4-carboxylate (I-5C)

- A mixture of diphenylmethyl 7-[(Z)-2-(1-t-butoxycarbonyl-cyclobut-1-oxymino)-2-(2-tritylaminothiazol-4-yl)acetamido]-3-(3-iodo-1-propen-1-yl)-3-cephem-4-carboxylate (X-5', 641 mg, 0.58 mmole) and 2-aminothiazolo[4,5-c]pyridine (97 mg, 0.64 mmole) in dimethylsulfoxide (10 ml) was stirred at room temperature for 1 hour. The reaction mixture was diluted with ethyl acetate (150 ml), washed with water (2 × 150 ml), dried over sodium sulfate and concentrated under reduced pressure. The oily residue was triturated with diisopropyl ether and the resulting precipitate (558 mg) was treated with a mixture of 90% trifluoroacetic acid (10 ml) and anisole (2 ml) at room temperature for 1 hour. Concentration of the mixture followed by trituration of the residue with ether gave 313 mg of crude I-5C, which was purified by column chromatography [HP-20, eluted with 30% and 50% CH₃OH: the packing in the PrepPAK-500/C₁₈ (Waters), eluted with 10% CH₃CH] to give 40 mg (11%) of I-5C. M.p. >150°C (dec.).
- NMR: $\delta^{\text{D}_2\text{O}}$ ppm 1.5-2.8 (6H, m, cyclobutane-H) 3.73 (2H, s, 2-H), 5.47 (1H, d, 4.5 Hz, 6-H), 5.90 (1H, d, 4.5 Hz, 7-H), 6.20 (1H, m, -CH=CH-CH₂-), 6.98 (1H, d, 15 Hz, -CH=CH-CH₂-), 7.02 (1H, s, thiazole-H), 8.25 (1H, d, 6 Hz, pyridine-H), 8.40 (1H, d, 6 Hz, pyridine-H), 8.74 (1H, s, pyridine-H).

Example 7

7-[(Z)-2-(2-Aminothiazol-4-yl)-2-methoxyiminoacetamido]-3-[(E)-3-trimethylammonio-1-propen-1-yl]-3-cephem-4-carboxylate (I-1D)

- Trimethylamine hydrochloride (6.31 g, 66 mmole) was added to an aqueous NaOH solution (2N, 33 ml) covered with ethyl acetate (100 ml). The organic layer was separated, dried over NaOH pellets, and added to a suspension of diphenylmethyl 3-(3-iodo-1-propen-1-yl)-7-[(Z)-2-methoxyimino-2-(2-tritylaminothiazol-4-yl)acetamido]-3-cephem-4-carboxylate (X-1, 32 g, 33 mmole) in a mixture of ethyl acetate and n-hexane (300 ml/150 ml). The mixture was stirred for one hour at room temperature and then filtered to give the blocked title compound, which was treated with trifluoroacetic acid (50 ml) and anisole (10 ml) for one hour at room temperature. The mixture was concentrated under reduced pressure and the residue was triturated with ether to give 10.3 g of dark brown solid, which was treated with water (100 ml) at room temperature. After removal of insolubles by filtration, the filtrate was chromatographed on a column of HP-20 (200 ml) by eluting with 30% aqueous methanol. The eluate was concentrated and lyophilized to give 2.3 g of the crude title compound, which was purified by preparative HPLC (Waters Associates, System 500, PrepPAK 500/C₁₈, 15% CH₃OH) to afford 880 mg (5%) of the title compound I-1D. Estimated purity 75% (by HPLC).

Further Purification

- The above product (850 mg of free base; estimated purity 75%) was dissolved in 1N H₂SO₄ (2 ml), treated with active carbon (20 mg), filtered and washed with 1N H₂SO₄ (1.5 ml). To the combined filtrate and washings was added acetone (5 ml), to give an oily product. The oily solid was removed by decantation and triturated with acetone to give 420 mg of light yellow powder (75% pure). The supernatant was poured into acetone (150 ml) and the mixture was stirred for 10 minutes at room temperature. The resulting precipitate was collected by filtration to afford 612 mg of white powder. Estimated purity 90%.

- IR: $\nu_{\text{max}}^{\text{KBr}}$ cm⁻¹ 1780, 1670, 1635, 1390, 1120.
 UV: $\lambda_{\text{max}}^{\text{Phosphate buffer pH 7}}$ nm(ε) 235 (16000), 293 (25000).

C H N S

Calc'd. for

- C₁₉H₂₄N₆O₅S₂·H₂SO₄·H₂O: 38.25 4.73 14.09 16.12
 Found 38.81 4.78 13.62 15.63

Example 8

7-[(Z)-2-(2-Aminothiazol-4-yl)-2-methoxyiminoacetamido]-3-[(E)-3-(3-aminopyridinio)-1-propen-1-yl]-3-cephem-4-carboxylate (I-1E)

- A mixture of diphenylmethyl 7-[(Z)-2-(2-tritylamino-thiazol-4-yl)-2-methoxyiminoacetamido]-3-(3-iodo-1-propen-1-yl)-3-cephem-4-carboxylate (X-1, 738 mg, 0.8 mmole) and 3-amino-pyridine (113 mg, 1.2 mmole) in methylene chloride (15 ml) was stirred at room temperature for 1.5 hours and then concentrated under reduced pressure. The residue was triturated with diisopropyl ether and treated with a mixture of 90% trifluoroacetic acid

(TFA) (8 ml) and anisole (1.6 ml) at room temperature for 1 hour, and then was concentrated and triturated with ether. The resulting crude product was purified by column chromatography using HP-20 (eluted with 10% methanol and 30% methanol) and the packing in a PrepPAK-500/C₁₈ cartridge (Waters) (eluted with 5% methanol). The desired fraction was concentrated and lyophilized to give 38 mg (9%) of the title compound (I-1E). Estimated purity, 55%. M.p. >170°C (dec.).

IR: $\nu_{\text{max}}^{\text{KBr}}$ cm⁻¹ 1760, 1660 (sh), 1600, 1540.
UV: $\lambda_{\text{max}}^{\text{Phosphate buffer pH 7}}$ nm(ϵ) 217 (28300), 253 (18600), 292 (23400).

Example 9

7-[(Z)-2-(2-Aminothiazol-4-yl)-2-methoxyiminoacetamido]-3-[(E)-3-(4-amino-1-pyridinio)-1-propen-1-yl]-3-cephem-4-carboxylate (I-1I)

A mixture of X-1 (480 mg, 0.5 mmole) and 4-amino-pyridine (94 mg, 1 mmole) in ether (50 ml) was stirred for one hour at room temperature. The reaction mixture was filtered to give 440 mg of the quaternary product, which was treated with aqueous 90% TFA one hour at room temperature and then concentrated under reduced pressure at 15°C. The oily residue was triturated with isopropyl ether to give 350 mg of the TFA salt, which was dissolved in 85% formic acid and chromatographed on a column of Diaion HP-20 (40 ml) by eluting with 30% CH₃OH. The eluate was concentrated and lyophilized to give 52 mg of the crude product, which was purified by column chromatography using the packing in a PrepPAK-500/C₁₈ cartridge (Waters) (eluted successively with 5% CH₃OH, and 10% CH₃OH) to give 18 mg (7%) of the title compound (I-1I). Estimated purity, 70%.

IR: $\nu_{\text{max}}^{\text{KBr}}$ cm⁻¹ 1760, 1650, 1600, 1540.
UV: $\lambda_{\text{max}}^{\text{Phosphate buffer pH 7}}$ nm(ϵ) 230 (15500), 277 (26700), 285 (27000).

NMR: δ^{D_2O} ppm 3.70 (2H, br-s), 4.08 (3H, s), 5.30 (1H, d, 4.0 Hz), 5.87 (1H, d, 4.0 Hz), 6.75 (1H, d, 16 Hz), 6.90 (2H, d, 7.0 Hz), 7.05 (1H, s), 8.02 (1H, d, 7.0 Hz).

Example 10

7-[(Z)-2-(2-Aminothiazol-4-yl)-2-methoxyiminoacetamido]-3-[(E)-3-(4-carbamoyl-1-pyridinio)-1-propen-1-yl]-3-cephem-4-carboxylate (I-1J)

A mixture of X-1 (480 mg, 0.5 mmole) and isonicotinamide (244 mg, 1.0 mmole) in DMSO (20 ml) was stirred for one hour at room temperature. The reaction mixture was poured into water (100 ml) and extracted with ethyl acetate (3 × 50 ml). The combined extracts were washed with water, dried and concentrated to give 275 mg of the quaternary product, which was treated with 90% TFA for 3 hours at room temperature. The mixture was concentrated under reduced pressure at 15°C and the oily residue was triturated with ether to give 240 mg of the TFA salt of the title compound, which was dissolved in 85% formic acid and chromatographed on a column of Diaion HP-20 (30 ml) by eluting with 30% CH₃OH. The eluate was concentrated and lyophilized to afford 25 mg (9%) of the title compound (I-1J). Estimated purity, 55%.

IR: $\nu_{\text{max}}^{\text{KBr}}$ cm⁻¹ 1760, 1660, 1605, 1530.

UV: $\lambda_{\text{max}}^{\text{Phosphate buffer pH 7}}$ nm(ϵ) 225 (19900), 292 (19400).

NMR: δ^{D_2O} ppm 3.75 (2H, s), 4.07 (3H, s), 5.32 (1H, d, 4.0 Hz), 5.85 (1H, d, 4.0 Hz), 7.05 (1H, d, 16 Hz), 7.10 (1H, s), 8.43 (2H, d, 7.0 Hz), 9.10 (2H, d, 7.0 Hz).

Example 11

7-[(Z)-2-(2-Aminothiazol-4-yl)-2-methoxyiminoacetamido]-3-[(E)-3-(2-methyl-3-thiazolio)-1-propen-1-yl]-3-cephem-4-carboxylate (I-1H)

To a mixture of X-1 (480 mg, 0.5 mmole) and 2-methyl-thiazole (0.1 ml) in methylene chloride (10 ml) was added silver tetrafluoroborate (90% pure, 50 mg) at -40°C. The mixture was stirred at -10°C for 20 minutes and filtered through a layer of Dicalite (celite). The filtrate was evaporated under reduced pressure and the oily residue was triturated with isopropyl ether (50 ml) to give an amorphous powder (560 mg). The powder was treated with 90% TFA at room temperature for 1 hour. The mixture was concentrated under reduced pressure and the residue was triturated with ether (50 ml) to afford the TFA salt (350 mg) of the title compound. The salt was dissolved in 85% formic acid (5 ml) and chromatographed on an HP-20 column (30 ml) by eluting with 30% methanol. The eluate was concentrated and lyophilized to give 43 mg of amorphous powder, which was purified by HPLC (Column: Lichrosorb RP-18, 8 × 300 mm) eluting with 20% methanol to afford 13 mg (5%) of the title compound (I-1H). Estimated purity, 70%.

IR: $\nu_{\text{max}}^{\text{KBr}}$ cm⁻¹ 1765, 1600, 1535.
UV: $\lambda_{\text{max}}^{\text{Phosphate buffer pH 7}}$ nm(ϵ) 237 (19000), 292.5 (23700).

NMR: δ^{D_2O} ppm 3.03 (3H, s), 3.72 (2H, s), 4.07 (3H, s), 5.22 (1H, d, 6.0 Hz), 5.87 (1H, d, 6.0 Hz), 6.71 (1H, d, 16 Hz), 7.07 (1H, s), 7.45 (1H, d, 4.0 Hz), 7.67 (1H, d, 4.0 Hz).

Example 12

7-[(Z)-2-(2-Aminothiazol-4-yl)-2-methoxyiminoacetamido]-3-[(E)-3-(2-methylthio-3-thiazolio)-1-yl]-3-cephem-4-carboxylate (I-1G)

To a mixture of X-1 (480 mg, 0.5 mmole) and 2-methylthiothiazole (0.1 ml) in methylene chloride (10 ml) was added silver tetrafluoroborate (90% pure, 60 mg) at -40°C. The mixture was stirred at -10°C for 10 minutes and filtered through a layer of Dicalite (celite). The filtrate was concentrated under reduced pressure and the oily residue was triturated with ether (50 ml) to give an amorphous solid (455 mg), which dissolved in 90% TFA (3 ml) at -5°C. The mixture was stirred for one hour at room temperature and concentrated under reduced pressure at 10°C. The residue was triturated with ether to give 288 mg of the TFA salt of the desired product. A solution of the TFA salt in 85% formic acid (5 ml) was chromatographed on a column of Diaion HP-20 (30 ml) which was eluted with 30% methanol. The eluate was concentrated and lyophilized to give 59 mg of the amorphous crude product which was purified by column chromatography [the packing in a PrepPAK-500/C₁₈ cartridge (Waters), 50% methanol] and HPLC (Lichrosorb Rp-18, 8 × 300 mm, 25% methanol) to give 9.8 mg (4%) of the title compound (I-1G). Estimated purity, 40%.

IR: $\nu_{\text{max}}^{\text{KBr}}$ cm⁻¹ 1760, 1660, 1600, 1540.

UV : $\lambda_{\text{max}}^{\text{Phosphate buffer pH 7}}$ nm(ϵ) 235 (16600), 290 (24800).

NMR : δ^{D_2O} ppm 3.05 (3H, s), 3.71 (2H, s), 4.08 (3H, s), 5.32 (1H, d, 4.0 Hz), 5.97 (1H, d, 4.0 Hz), 6.80 (1H, d, 5.16 Hz), 7.07 (1H, s), 7.94 (1H, d, 4.0 Hz), 8.2 (1H, d, 4.0 Hz).


Example 13


7-[(Z)-2-(2-Aminothiazol-4-yl)-2-methoxyiminoacetamido]-3-[(E)-3-(1-methyl-3-pyrrolinio)-1-propen-1-yl]-3-cephem-4-carboxylate (I-1F)

To a solution of X-1 (540 mg, 0.57 mmole) in a mixture of ethyl acetate (10 ml) and ether (10 ml) was added a 0.5 M solution of N-methyl-3-pyrroline in ether (2.3 ml) [prepared from cis-1,4-dichloro-2-butene and methylamine according to the procedure of J. M. Bobbitt *et al.*, J. Org. Chem., 25, 2230 (1960)]. After stirring at room temperature for 30 minutes, the mixture was diluted with ether (50 ml). The resulting precipitate was collected by filtration, washed with ether and dried to give the quaternary ammonium salt (280 mg), which was treated with 90% trifluoroacetic acid (3 ml) at room temperature for 1 hour. After evaporation of the solvent, the residue was triturated with ether to give the TFA salt. A solution of the TFA salt in a small amount of methanol was charged on an HP-20 column (50 ml) and the column was washed with water (500 ml) and eluted with 30% methanol (500 ml). The methanolic eluant was evaporated and lyophilized to give a crude product (60 mg), which was purified by HPLC (Lichrosorb RP-18, 8 x 300 mm, eluted with 20% methanol) to afford 16 mg (16%) of the title compound (I-1F). Estimated purity, 50%.

IR : $\nu_{\text{max}}^{\text{KBr}}$ cm⁻¹ 3400, 1760, 1600.

UV : $\lambda_{\text{max}}^{\text{Phosphate buffer pH 7}}$ nm(ϵ) 232 (15400), 293 (22500).

NMR : δ^{D_2O} ppm 3.08 (3H, s, N-CH₃), 3.25 (4H, m, , 3.75 (2H, m, 2-CH₂), 4.07 (3H, s, OCH₃), 5.33 (1H, d, 4.5 Hz, 6-H), ca. 6.0 (4H, m, 7-H,

 and 3-CH=CH-CH₂), 6.97 (1H, d, 15 Hz, 3-CH=CH-CH₂), 7.07 (1H, s, thiazole-H).

Example 14

7-[(Z)-2-(2-Aminothiazol-4-yl)-2-(2-carboxy-2-propoxyiminio)-acetamido]-3-[(E)-3-(1-methylpyrrolidinio)-1-propen-1-yl]-3-cephem-4-carboxylate (I-4A)

A mixture of diphenylmethyl 7-[(Z)-2-(2-t-butoxycarbonyl-2-propoxyiminio)-2-(2-tritylaminothiazol-4-yl)-acetamido]-3-(3-iodo-1-yl)-3-cephem-4-carboxylate (X-4') (543 mg, 0.5 mmole) and 1-methylpyrrolidine (47 mg, 0.55 mmole) in ether (30 ml) was stirred at room temperature for 1 hour. The resulting precipitate was collected by filtration and treated with 90% TFA (5 ml) and anisole (1 ml) at room temperature for 1 hour. After concentration of the reaction mixture, the residue was triturated with ether to give the crude TFA salt, which was purified by column chromatography [HP-20 (30 ml), eluted with water (300 ml) and 30% methanol (600 ml)]. The methanolic eluate was concentrated to a small volume, neutralized with sodium bicarbonate and lyophilized to yield 104 mg (35%) of the title compound (I-4A). Estimated purity, 65%.

IR : $\nu_{\text{max}}^{\text{KBr}}$ cm⁻¹ 1765, 1660, 1590, 1540.

UV : $\lambda_{\text{max}}^{\text{Phosphate buffer pH 7}}$ nm(ϵ) 228 (sh, 14900), 292 (23900).

65 NMR : δ^{D_2O} ppm 1.55 (6H, s, -OC(CH₃)₂-), 2.22 (4H, m, pyrrolidine-H), 3.03 (3H, s, N-CH₃), 3.50 (4H, m, pyrrolidine-H), 3.70 (2H, s, 2-H), 4.00 (2H, d, 7 Hz, =CH-CH₂-), 5.28 (1H, d, 4.5 Hz, 6-H), 5.83 (1H, d, 4.5 Hz), 6.95 (1H, d, 15 Hz, -CH=CH-CH₂-), 7.00 (1H, s, thiazole-H).

Example 15

7-[(Z)-2-(2-Aminothiazol-4-yl)-2-(2-carboxy-2-propoxyiminio)-acetamido]-3-[(E)-3-(2-methylthio-3-thiazolio)-1-propen-1-yl]-3-cephem-4-carboxylate (I-4G)

Silver tetrafluoroborate (156 mg, 0.8 mmole) was added to a solution of the iodopropenyl derivative X-4' (760 mg, 0.7 mmole) and 2-methylthiothiazole (120 mg, 0.9 mmole) under cooling in a dry ice-acetone bath. The mixture was stirred at -10°C for 10 minutes and filtered, and the filtrate was concentrated and triturated with ether to give 782 mg of the quaternary salt. The product was treated with a mixture of 90% trifluoroacetic acid (8 ml) and anisole (2 ml) at room temperature for one hour, and the reaction mixture was concentrated and triturated with ether to give the crude product. It was purified by column chromatography with HP-20 (eluted with 30% methanol and 50% methanol) and subsequently with the packing in a PrepPAK-500/C₁₈ cartridge (Waters) (eluted with water) to afford 65 mg of the title compound (I-4G). Estimated purity, 60%. M.p. >100° (dec.).

IR : $\nu_{\text{max}}^{\text{KBr}}$ cm⁻¹ 1760, 1660 (sh), 1600, 1540.

95 UV : $\lambda_{\text{max}}^{\text{Phosphate buffer pH 7}}$ nm(ϵ) 233 (15700), 289 (28400).

NMR : δ^{D_2O} ppm 1.65 (6H, s, -C(CH₃)₂-), 3.10 (3H, s, -SCH₃), 3.77 (2H, s, 2-H), 5.17 (2H, d, 7 Hz, =CH-CH₂-), 5.38 (1H, d, 4.5 Hz, 6-H), 5.93 (1H, d, 4.6 Hz, 7-H), 6.87 (1H, d, 15 Hz, -CH=CH-CH₂-), 7.10 (1H, s, thiazole-H), 8.00 and 8.17 (1H each, d, 4 Hz, thiazolio-H).

Example 16

7-[(Z)-2-(2-Aminothiazol-4-yl)-2-(1-carboxycyclobut-1-oxyiminio)-acetamido]-3-[(E)-3-(4-aminopyridinio)-1-propen-1-yl]-3-cephem-carboxylate (I-5I)

A suspension of diphenylmethyl 7-[(Z)-2-(1-butoxycarbonylcyclobut-1-oxyiminio)-2-(2-tritylaminothiazol-4-yl)-acetamido]-3-iodo-1-propen-1-yl)-3-cephem-4-carboxylate (X-5') (714 mg, 0.65 mmole) and 4-aminopyridine (73 mg, 0.78 mmole) in ether (10 ml) was stirred at room temperature for 2 hours. The reaction mixture was filtered and the filter cake was treated with a mixture of 90% TFA (7 ml) and anisole (1 ml) at room temperature for 1 hour. The mixture was concentrated and triturated with ether, and the crude TFA salt was purified by chromatography on an HP-20 column, which was eluted with 30% methanol and 50% methanol. The fractions containing the desired product were combined, concentrated to a small volume, adjusted to pH 7 with sodium bicarbonate and lyophilized. The crude product was purified by column chromatography [the packing in a PrepPAK-500/C₁₈ cartridge (Waters), eluted with water] to afford 36 mg (9%) of the title

compound (I-5I). Estimated purity, 80%. M.p. >140°C (dec.).

IR : $\nu_{\text{max}}^{\text{KBr}}$ cm^{-1} 1760, 1650, 1590, 1540.

UV : $\lambda_{\text{max}}^{\text{Phosphate buffer pH 7}}$ nm(ϵ) 287 (29700).

- 5 NMR : $\delta^{\text{D}_2\text{O}}$ ppm 1.5-3.0 (6H, m, cyclobutyl-H), 3.76 (2H, s, 2-H), 5.38 (1H, d, 4 Hz, 6-H), 5.95 (1H, d, 4 Hz, 7-H), 7.12 (1H, s, thiazole-H), 6.95 and 8.07 (2H each, d, 7 Hz, pyridine-H).

Example 17

- 10 7-[(Z)-2-(2-Aminothiazol-4-yl)-2-(1-carboxycyclobut-1-oxyimino)-acetamido]-3-[(E)-3-(3-amino-1-pyridinio)-1-propen-1-yl]-3-cephem-4-carboxylate (I-5E)

A mixture of the 3-iodopropenyl derivative X-5' (500 mg, 0.45 mmole) and 3-aminopyridine (51 mg, 0.54 mmole) in ether (10 ml) was stirred at room temperature for 16 hours. The resulting precipitate was collected by filtration and treated with a mixture of 90% trifluoroacetic acid (5 ml) and anisole (1 ml) at room temperature for 1 hour. The mixture was concentrated *in vacuo* and triturated with ether. The solid was collected by filtration and purified by column chromatography using HP-20 (eluted with 30% methanol and 50% methanol) and the packing in a PrepPAK-500/C₁₈ cartridge (Waters) (eluted with water). The desired fraction was concentrated to a small volume and lyophilized to yield 85 mg (28%) of the title compound (I-5E). Estimated purity, 80%. M.p. >140°C (dec.).

- 30 IR : $\nu_{\text{max}}^{\text{KBr}}$ cm^{-1} 1760, 1660 (sh), 1580.
UV : $\lambda_{\text{max}}^{\text{Phosphate buffer pH 7}}$ nm(ϵ) 216 (31800), 253 (20700), 294 (27600).
NMR : $\delta^{\text{D}_2\text{O}}$ ppm 1.7-2.9 (6H, m, cyclobutyl-H), 3.73 (2H, s, 2-H), 5.18 (2H, d, 8 Hz, =CH-CH₂-), 5.36 (1H, d, 4 Hz, 6-H), 5.92 (1H, d, 4 Hz, 7-H), 6.12 (1H, dt, 8 and 16 Hz, -CH=CH-CH₂-), 6.96 (1H, d, 16 Hz, -CH=CH-CH₂-), 7.06 (1H, s, thiazole-H), 7.5-8.2 (4H, m, pyridine-H).

Example 18

- 40 7-[(Z)-2-(2-Aminothiazol-4-yl)-2-(1-carboxycyclobut-1-oxyimino)-acetamido]-3-[(E)-3-(2-methylthio-3-thiazolio)-1-propen-1-yl]-3-cephem-4-carboxylate (I-5G)

A solution of the 3-iodopropenyl derivative X-5' (878 mg, 0.8 mmole) and 2-methylthiothiazole (0.2 ml, 2 mmole) in methylene chloride (16 ml) was cooled in a dry ice-acetone bath. To the solution was added silver tetrafluoroborate (235 mg, 1.2 mmole). The mixture was stirred at -10°C for 10 minutes and filtered. The filtrate was concentrated and the residue was triturated with ether to give the quaternary derivative. The product was treated with a mixture of TFA (8 ml) and anisole (2 ml) at room temperature for 1 hour. The reaction mixture was concentrated and triturated with ether to give 460 mg of the crude product, which was purified by column chromatography using HP-20 (30% methanol and 50% methanol) and the packing of a PrepPAK-500/C₁₈ cartridge (Waters) to yield 50 mg (10 of the title compound (I-5G). Estimated purity, 60%. M.p. >110°C (dec.).

- 60 IR : $\nu_{\text{max}}^{\text{KBr}}$ cm^{-1} 1760, 1660 (sh), 1590, 1540.
UV : $\lambda_{\text{max}}^{\text{Phosphate buffer pH 7}}$ nm(ϵ) 237 (15700), 290 (31500).
NMR : $\delta^{\text{D}_2\text{O}}$ ppm 1.5-2.3 (6H, m, cyclobutyl-H), 3.05 (3H, s, -SCH₃), 3.70 (2H, s, 2-H), 5.07 (2H, d, 6 Hz,


=CH-CH₂-N), 5.33 (1H, d, 4.5 Hz, 6-H), 5.88 (1H, d, 4.5 Hz, 7-H), 6.00 (1H, m, -CH=CH-CH₂), 6.80 (1H, d, 16 Hz, -CH=CH-CH₂), 7.07 (1H, s, thiazole-H), 7.93 and 8.13 (1H, each d, 4 Hz, thiazolio-H).

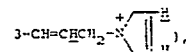
- 70 Example 19

7-[(Z)-2-(2-Aminothiazol-4-yl)-2-(1-carboxycyclobut-1-oxyimino)-acetamido]-3-[(E)-3-(1-methyl-3-pyrrolinio)-1-propen-1-yl]-3-cephem-4-carboxylate (I-5F)

- 75 To a solution of X-5' (770 mg, 0.70 mmole) in a mixture of ethyl acetate (5 ml) and ether (25 ml) was added a 0.2 M solution of N-methyl-3-pyrroline in ether (7 ml) and the mixture was stirred at room temperature for 30 minutes. To the reaction mixture was added ether (5 ml) to afford precipitate, which was collected by filtration, washed with ether, and dried with 90% TFA (5 ml) at room temperature for 1 hour. Concentration of the mixture followed by the addition of ether gave the TFA salt, which was subjected to HP-20 column chromatography (50 ml), eluted with water (500 ml) and 30% methanol (500 ml). The methanolic eluant was evaporated and lyophilized to give the crude product (115 mg), which was purified by HPLC (Lichrosorb Rp-18, 8x300 mm, eluant 5% methanol) to afford 78 mg (19%) of the title compound (I-5F). Estimated purity, 85%. M.p. >140°C (dec.).

- 90 IR : $\nu_{\text{max}}^{\text{KBr}}$ cm^{-1} 3400, 1760, 1580.
UV : $\lambda_{\text{max}}^{\text{Phosphate buffer pH 7}}$ nm(ϵ) 238 (13600), 293 (23500).
NMR : $\delta^{\text{D}_2\text{O}}$ ppm ca. 2.1 and 2.5 (6H, m, cyclobutyl-H),

3.10 (3H, s, -N-CH₃), 3.27 (4H, m, , 5.48 (1H, d, 5 Hz, 6-H), ca. 6.0 (4H, m, 7-H and



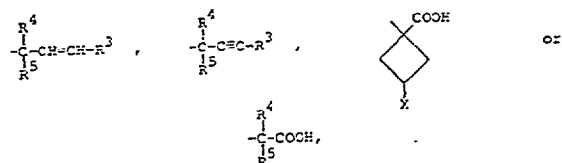
, ca. 7.0 (1H, d, 15 Hz, -CH=CH-CH₂), 7.15 (1H, s, thiazole-H).

Example 20

- 100 7-[(Z)-2-(2-Aminothiazol-4-yl)-2-methyloxyiminoacetamido]-3-[(E)-3-(2-amino-5-thiazolo[4,5-c]pyridinio)-1-propen-1-yl]-3-cephem-4-carboxylate (I-1C)

To a solution of X-1 (876 mg, 0.91 mmole) in DMSO (2 ml) was added 2-aminothiazolo[4,5-c]pyridine (116 mg, 0.77 mmole) and the mixture was stirred at room temperature for 1 hour. The solution was diluted with ethyl acetate (200 ml) and the resulting precipitate was collected by filtration to give 240 mg of the quaternary salt. The product was treated with 90% aqueous TFA (3 ml) and the mixture was stirred at room temperature for 1 hour. The mixture was concentrated *in vacuo*, triturated with isopropyl ether and filtered to afford 167 mg of brown powder, which was dissolved in water (25 ml) at room temperature. After removal of insolubles by filtration, the filtrate was chromatographed on a column of the packing in a PrepPAK-500C₁₈ cartridge (Waters), which was eluted with water, 10% aqueous methanol and 20% methanol, successively. The fractions containing the desired product (monitored by UV, 254 nm) were combined, concentrated and lyophilized to give 20 mg (16%) of the title compound (I-1C). Estimated

containing from 1 to 4 carbon atoms, or a group of the formula



in which R³ is hydrogen, (lower)alkyl or carboxyl, X is halogen, hydroxy or (lower)alkoxy, and R⁴ and R⁵ are each independently hydrogen, methyl or ethyl, or R⁴ and R⁵, taken together with the carbon atom to which they are attached, may be a cycloalkylidene ring containing from 3 to 5 carbon atoms, a salt or ester thereof, or an amino-protected, carboxyl-protected or amino- and carboxyl-protected derivative thereof.

31. A compound of Claim 30 in which R² is methyl.

32. A compound of Claim 30 in which R² is 2-carboxyprop-2-yl.

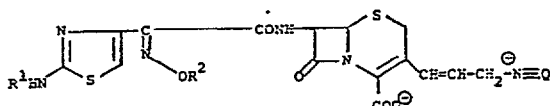
33. A compound of Claim 30 in which R² is 1-carboxycyclobut-1-yl.

34. The compound of Claim 30 which is diphenylmethyl 3-(3-iodo-1-propen-1-yl)-7-[(Z)-2-methoxyimino-2-(2-tritylaminothiazol-4-yl)acetamido]-3-cephem-4-carboxylate.

35. The compound of Claim 30 which is diphenylmethyl 7-[(Z)-2-(2-t-butoxycarbonyl-2-propoxyimino)-2-(2-tritylaminothiazol-4-yl)acetamido]-3-(3-iodo-1-propen-1-yl)-3-cephem-4-carboxylate.

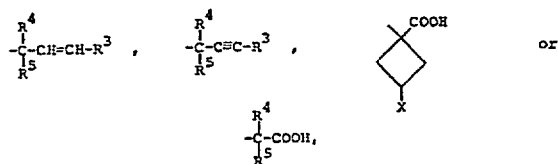
36. The compound of Claim 30 which is diphenylmethyl 7-[(Z)-2-(1-t-butoxycarbonylcyclobut-1-oxymino)-2-(2-tritylaminothiazol-4-yl)acetamido]-3-(3-iodo-1-propen-1-yl)-3-cephem-4-carboxylate.

37. A process for the preparation of compounds of the formula



wherein R¹ is hydrogen or an conventional amino-protecting group, R² is hydrogen, a straight or branched chain alkyl group containing from 1 to 4

carbon atoms, or a group of the formula

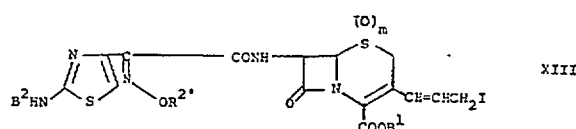


in which R³ is hydrogen, (lower) alkyl or carboxyl, X is halogen, hydroxy or (lower) alkoxy, and R⁴ and R⁵ are each independently hydrogen, methyl or ethyl, or R⁴ and R⁵, taken together with the carbon atom to which they are attached, may be a cycloalkylidene ring containing from 3 to 5 carbon atoms, and



is a quaternary ammonium group, and non-toxic pharmaceutically acceptable salts, physiologically hydrolyzable esters and solvates thereof, which

process comprises reacting a compound of the formula



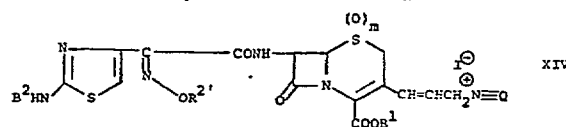
wherein R^{2'} is the same as R² or is a group of the formula



in which X, R⁴ and R⁵ are as defined above, B¹ is a carboxyl-protecting group, B² is an amino-protecting group and m is 0 or 1, with a tertiary amine, or with a secondary amine of the formula

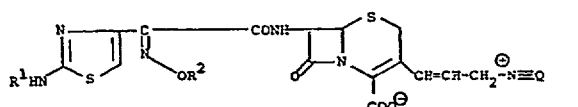


and then reacting the resulting compound with R''I to produce a compound of the formula



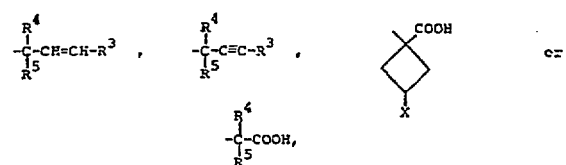
and, if m is 1, reducing the sulfoxide, and subsequently removing all protecting groups, and further converting it, if desired, into its pharmaceutically acceptable non-toxic salt, physiologically hydrolyzable ester or solvate thereof.

38. A process for the preparation of compounds of the formula



wherein R¹ is hydrogen or an amino-protecting group, R² is hydrogen, a straight or branched chain alkyl group containing from 1 to 4 carbon atoms, or a

group of the formula

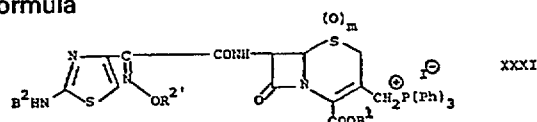


in which R³ is hydrogen, (lower)alkyl or carboxyl, X is halogen, hydroxy or (lower)alkoxy, and R⁴ and R⁵ are each independently hydrogen, methyl or ethyl, or R⁴ and R⁵, taken together with the carbon atom to which they are attached, may be a cycloalkylidene ring containing from 3 to 5 carbon atoms, and



is a quaternary ammonium group, and non-toxic pharmaceutically acceptable salts, physiologically hydrolyzable esters and solvates thereof, which

process comprises reacting a compound of the formula

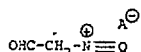


wherein R^{2'} is the same as R² or is a group of the formula



in which X, R⁴ and R⁵ are as described above, B¹ is a carboxyl-protecting group, B² is an amino-protecting group and m is 0 or 1, with an appropriate base such as hydroxyl ion and then with a compound of the

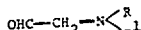
5 formula



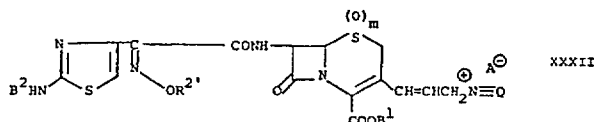
in which $\text{N}^{\oplus}\text{Q}^{\ominus}$

is a quaternary ammonio group and A[⊖] is hydroxyl, chloro, bromo or iodo, or with an appropriate base such as hydroxyl ion and then with a compound of

10 the formula



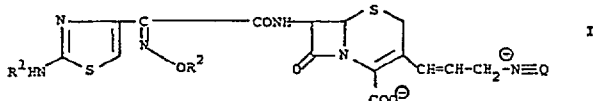
and then reacting the resulting compound with R''I to produce a compound of the formula



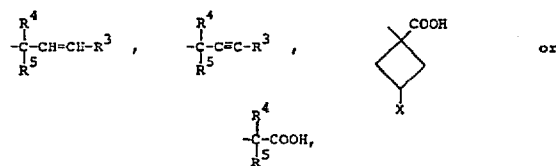
and, if m is 1, reducing the sulfoxide, and subsequently removing all protecting groups, and further converting it, if desired, into its pharmaceutically acceptable non-toxic salt, physiologically hydrolyzable ester or solvate thereof.

15 and, if m is 1, reducing the sulfoxide, and subsequently removing all protecting groups, and further converting it, if desired, into its pharmaceutically acceptable non-toxic salt, physiologically hydrolyzable ester or solvate thereof.

39. A process for the preparation of compounds of the formula



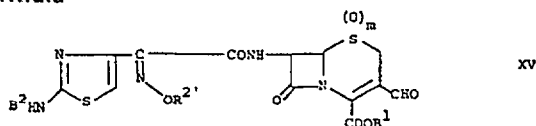
20 wherein R¹ is hydrogen or an amino-protecting group, R² is hydrogen, a straight or branched chain alkyl group containing from 1 to 4 carbon atoms, or a group of the formula




in which R³ is hydrogen, (lower)alkyl or carboxyl, X is halogen, hydroxy or (lower) alkoxy, and R⁴ and R⁵ are each independently hydrogen, methyl or ethyl, or R⁴ and R⁵, taken together with the carbon atom to which they are attached, may be a cycloalkylidene ring containing from 3 to 5 carbon atoms, and



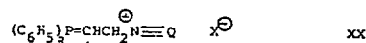
30 is a quaternary ammonio group, and non-toxic pharmaceutically acceptable salts, physiologically hydrolyzable esters and solvates thereof, which process comprises reacting a compound of the formula



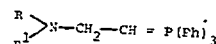
35 wherein R^{2'} is the same as R² or is a group of the formula



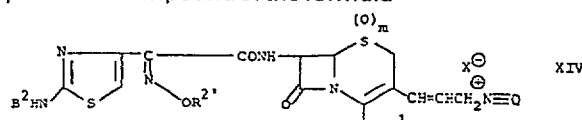
in which X, R⁴ and R⁵ are as described above, B¹ is a carboxyl-protecting group, B² is an amino-protecting group and m is 0 or 1, with a compound of the formula



40 in which X is chloro, bromo or iodo, or with a compound of the formula



and then reacting the resulting compound with R''I to produce a compound of the formula



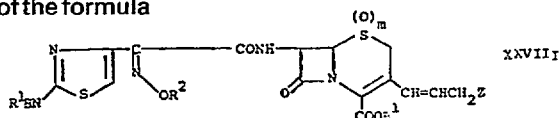
and, if m is 1, reducing the sulfoxide, and subsequently removing all protecting groups, and further converting it, if desired, into its pharmaceutically acceptable non-toxic salt, physiologically hydrolyzable ester or solvate thereof.

45 and, if m is 1, reducing the sulfoxide, and subsequently removing all protecting groups, and further converting it, if desired, into its pharmaceutically acceptable non-toxic salt, physiologically hydrolyzable ester or solvate thereof.

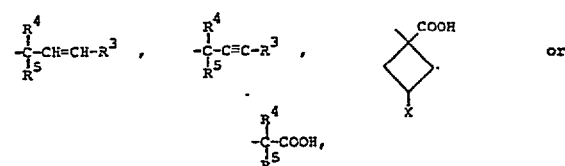
40. The process of Claims 37, 38 or 39, characterized in that the compounds a - u, or their non-toxic pharmaceutically acceptable salt, their physiologically hydrolyzable ester or their solvate thereof, are manufactured:

- a) 7-[(Z)-2-(2-aminothiazol-4-yl)-2-methoxyiminoacetamido]-3-[3-(1-methylpyrrolidinio)-1-propen-1-yl]-3-cephem-4-carboxylate,
- b) 7-[(Z)-2-(2-aminothiazol-4-yl)-2-methoxyiminoacetamido]-3-(3-pyridinio-1-propen-1-yl)-3-cephem-4-carboxylate,
- c) 7-[(Z)-2-(2-aminothiazol-4-yl)-2-(2-carboxy-2-propoxyimino)acetamido]-3-(3-pyridinio-1-propen-1-yl)-3-cephem-4-carboxylate,
- d) 7-[(Z)-2-(2-aminothiazol-4-yl)-2-(1-carboxycyclobut-1-oxymino)acetamido]-3-[3-(1-methylpyrrolidinio)-1-propen-1-yl]-3-cephem-4-carboxylate,
- e) 7-[(Z)-2-(2-aminothiazol-4-yl)-2-(1-carboxycyclobut-1-oxymino)acetamido]-3-(3-pyridinio-1-propen-1-yl)-3-cephem-4-carboxylate,
- f) 7-[(Z)-2-(2-aminothiazol-4-yl)-2-(1-carboxycyclobut-1-oxymino)acetamido]-3-[3-(2-amino-5-thiazolo[4,5-c]pyridinio-1-propen-1-yl)-3-cephem-4-carboxylate,
- g) 7-[(Z)-2-(2-aminothiazol-4-yl)-2-methoxyiminoacetamido]-3-[3-trimethylammonio)-1-propen-1-yl]-3-cephem-4-carboxylate,
- h) 7-[(Z)-2-(2-aminothiazol-4-yl)-2-methoxyiminoacetamido]-3-[3-(3-aminopyridinio)-1-propen-1-yl]-3-cephem-4-carboxylate,
- i) 7-[(Z)-2-(2-aminothiazol-4-yl)-2-methoxyiminoacetamido]-3-[3-(1-methyl-3-pyrrolinio)-1-propen-1-yl]-3-cephem-4-carboxylate,
- j) 7-[(Z)-2-(2-aminothiazol-4-yl)-2-(1-carboxycyclobut-1-oxymino)acetamido]-3-[3-(1-methyl-3-pyrrolinio)-1-propen-1-yl]-3-cephem-4-carboxylate.

- k) 7-[(Z)-2-(2-aminothiazol-4-yl)-2-(2-carboxy-2-propoxyimino)acetamido]-3-[3-(1-methylpyrrolidinio)-1-propen-1-yl]-3-cephem-4-carboxylate,
- 5 l) 7-[(Z)-2-(2-aminothiazol-4-yl)-2-(1-carboxycyclobut-1-oxyimino)acetamido]-3-[3-(2-methylthio-3-thiazolio)-1-propen-1-yl]-3-cephem-4-carboxylate,
- m) 7-[(Z)-2-(2-aminothiazol-4-yl)-2-methoxyiminoacetamido]-3-[3-(2-methyl-3-thiazolio)-1-propen-1-yl]-3-cephem-4-carboxylate,
- 10 n) 7-[(Z)-2-(2-aminothiazol-4-yl)-2-(2-carboxy-2-propoxyimino)acetamido]-3-[3-(2-methylthio-3-thiazolio)-1-propen-1-yl]-3-cephem-4-carboxylate,
- 15 o) 7-[(Z)-2-(2-aminothiazol-4-yl)-2-(1-carboxycyclobut-1-oxyimino)acetamido]-3-[3-(4-aminopyridinio)-1-propen-1-yl]-3-cephem-4-carboxylate,
- 20 p) 7-[(Z)-2-(2-aminothiazol-4-yl)-2-methoxyiminoacetamido]-3-[3-(4-amino-1-pyridinio)-1-propen-1-yl]-3-cephem-4-carboxylate,
- 25 q) 7-[(Z)-2-(2-aminothiazol-4-yl)-2-methoxyiminoacetamido]-3-[3-(2-methylthio-3-thiazolio)-1-propen-1-yl]-3-cephem-4-carboxylate,
- 30 r) 7-[(Z)-2-(2-aminothiazol-4-yl)-2-(1-carboxycyclobut-1-oxyimino)acetamido]-3-[3-(3-amino-1-pyridinio)-1-propen-1-yl]-3-cephem-4-carboxylate,
- s) 7-[(Z)-2-(2-aminothiazol-4-yl)-2-methoxyiminoacetamido]-3-[3-(4-carbamoyl-1-pyridinio)-1-propen-1-yl]-3-cephem-4-carboxylate,
- 35 t) 7-[(Z)-2-(2-aminothiazol-4-yl)-2-methoxyiminoacetamido]-3-[3-(2-amino-5-thiazolo[4,5-c]pyridinio)-1-propen-1-yl]-3-cephem-4-carboxylate, and
- 40 u) 7-[(Z)-2-(2-aminothiazol-4-yl)-2-(1-carboxycyclobut-1-oxyimino)acetamido]-3-[3-(2-methyl-3-thiazolio)-1-propen-1-yl]-3-cephem-4-carboxylate,
- 45 41. A process for the preparation of compounds of the formula

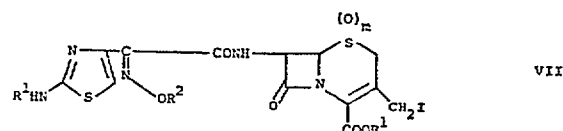


wherein B^1 is hydrogen or a carboxyl-protecting group, Z is chloro, bromo or iodo, m is 0 or 1, R^1 is hydrogen or an amino-protecting group, and R^2 is hydrogen, a straight or branched chain alkyl group containing from 1 to 4 carbon atoms, or a group of the formula

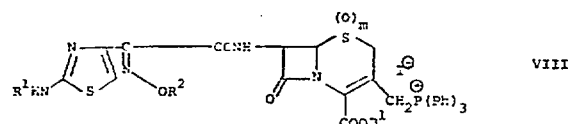


in which R^3 is hydrogen, (lower) alkyl or carboxyl, X is halogen, hydroxy or (lower) alkoxy, and R^4 and R^5 are each independently hydrogen, methyl or ethyl, or R^4

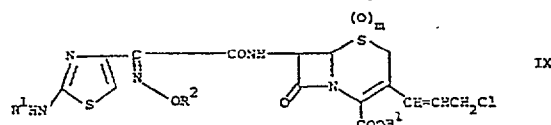
and R^5 , taken together with the carbon atom to which they are attached, may be cycloalkylidene ring containing from 3 to 5 carbon atoms, and salts and esters thereof, which comprises a reacting a compound of the formula VII



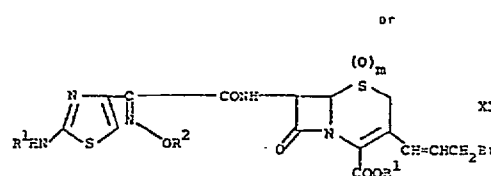
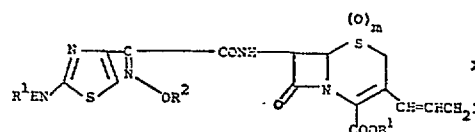
with $P(Ph)_3$ to give a compound of the formula VIII,



reacting compound VIII with base and $ClCH_2CHO$ to give a compound of the formula IX,



and, if m is 1, reducing the sulfoxide, and subsequently removing all protecting groups, or further reacting compound IX with NaI or NaBr to give compound X or XI



and if m is 1, reducing the sulfoxide of X or XI, and subsequently removing all protecting groups, and further converting them, if desired to their pharmaceutically acceptable non-toxic salt or their ester thereof.

42. The process of Claim 41, wherein R^2 is methyl, 2-carboxyprop-2-yl or 1-carboxycyclobut-1-yl.

43. The process of Claim 41, characterized in that the compounds a-c or their non-toxic salt or their ester thereof are manufactured:

a) diphenylmethyl 3-(3-iodo-1-propen-1-yl)-7-[(Z)-2-methoxyimino-2-(2-tritylamino-thiazol-4-yl)acetamido]-3-cephem-4-carboxylate,

b) diphenylmethyl 7-[(Z)-2-(2-t-butoxycarbonyl-2-propoxyimino)-2-(2-tritylamino-thiazol-4-yl)acetamido]-3-(3-iodo-1-propen-1-yl)-3-cephem-4-carboxylate, and

c) diphenylmethyl 7-[(Z)-2-(1-t-butoxycarbonyl-cyclobut-1-oxyimino)-2-(2-tritylamino-thiazol-4-yl)acetamido]-3-(3-iodo-1-propen-1-yl)-3-cephem-4-carboxylate.

44. A process as claimed in claim 37, 38, 39 or 41, substantially as described in any of the foregoing Examples and Preparations.

45. A compound as claimed in claim 1 prepared by a process as claimed in any of claims 37 to 40 and

44.

46. A compound as claimed in claim 30 prepared by a process as claimed in claim 41, 42, 43 or 44.

47. A pharmaceutical composition comprising a
5 compound as claimed in any of claims 1 to 29, or claim 45, and a pharmaceutically acceptable carrier or recipient.

Printed for Her Majesty's Stationery Office by The Tweeddale Press Ltd.,
Berwick-upon-Tweed, 1984.
Published at the Patent Office, 25 Southampton Buildings, London
WC2A 1AY, from which copies may be obtained.