

US00D549698S

(12) **United States Design Patent**  
**Jeon et al.**

(10) **Patent No.:** **US D549,698 S**

(45) **Date of Patent:** **\*\* Aug. 28, 2007**

(54) **DATA RELAY FOR WIRELESS  
COMMUNICATION EQUIPMENT**

(75) Inventors: **So-Yoon Jeon**, Guri-si (KR); **Bum-Ho  
Chun**, Seoul (KR); **Sung-II Bang**,  
Seoul (KR)

(73) Assignee: **Samsung Electronics Co., Ltd.** (KR)

(\*\*) Term: **14 Years**

(21) Appl. No.: **29/260,202**

(22) Filed: **May 22, 2006**

(30) **Foreign Application Priority Data**

Mar. 14, 2006 (KR) ..... 30-2006-0009246

(51) **LOC (8) Cl.** ..... **14-03**

(52) **U.S. Cl.** ..... **D14/240**

(58) **Field of Classification Search** ..... D14/240,  
D14/242, 300, 348, 356, 233; D13/184,  
D13/199; 360/69; 379/220.01, 221.09,  
379/220.14, 25, 93.09, 93.15, 156, 900, 338,  
379/339; 381/124

See application file for complete search history.

(56) **References Cited**

**U.S. PATENT DOCUMENTS**

D187,273 S \* 2/1960 Friedman ..... D14/240  
D252,083 S \* 6/1979 Epstein ..... D13/184  
D309,728 S \* 8/1990 Nuttall et al. .... D14/356

D337,757 S \* 7/1993 Wu ..... D13/184  
D484,129 S \* 12/2003 Hyogo ..... D14/356  
D499,087 S \* 11/2004 Peng et al. .... D14/240  
D511,341 S \* 11/2005 Chen ..... D14/240  
D525,971 S \* 8/2006 Ayala et al. .... D14/356  
D529,453 S \* 10/2006 Schurr et al. .... D13/184

**FOREIGN PATENT DOCUMENTS**

GB 3000461 \* 3/2005

\* cited by examiner

*Primary Examiner*—Charles A. Rademaker

(74) *Attorney, Agent, or Firm*—Cantor Colburn LLP

(57) **CLAIM**

We claim, the ornamental design for a data relay for wireless communication equipment, as shown and described.

**DESCRIPTION**

FIG. 1 is a perspective view of a data relay for wireless communication equipment, showing our new design;

FIG. 2 is a left side view thereof;

FIG. 3 is a right side view thereof;

FIG. 4 is a rear view thereof;

FIG. 5 is a front view thereof;

FIG. 6 is a top plan view thereof; and,

FIG. 7 is a bottom plan view thereof.

**1 Claim, 3 Drawing Sheets**

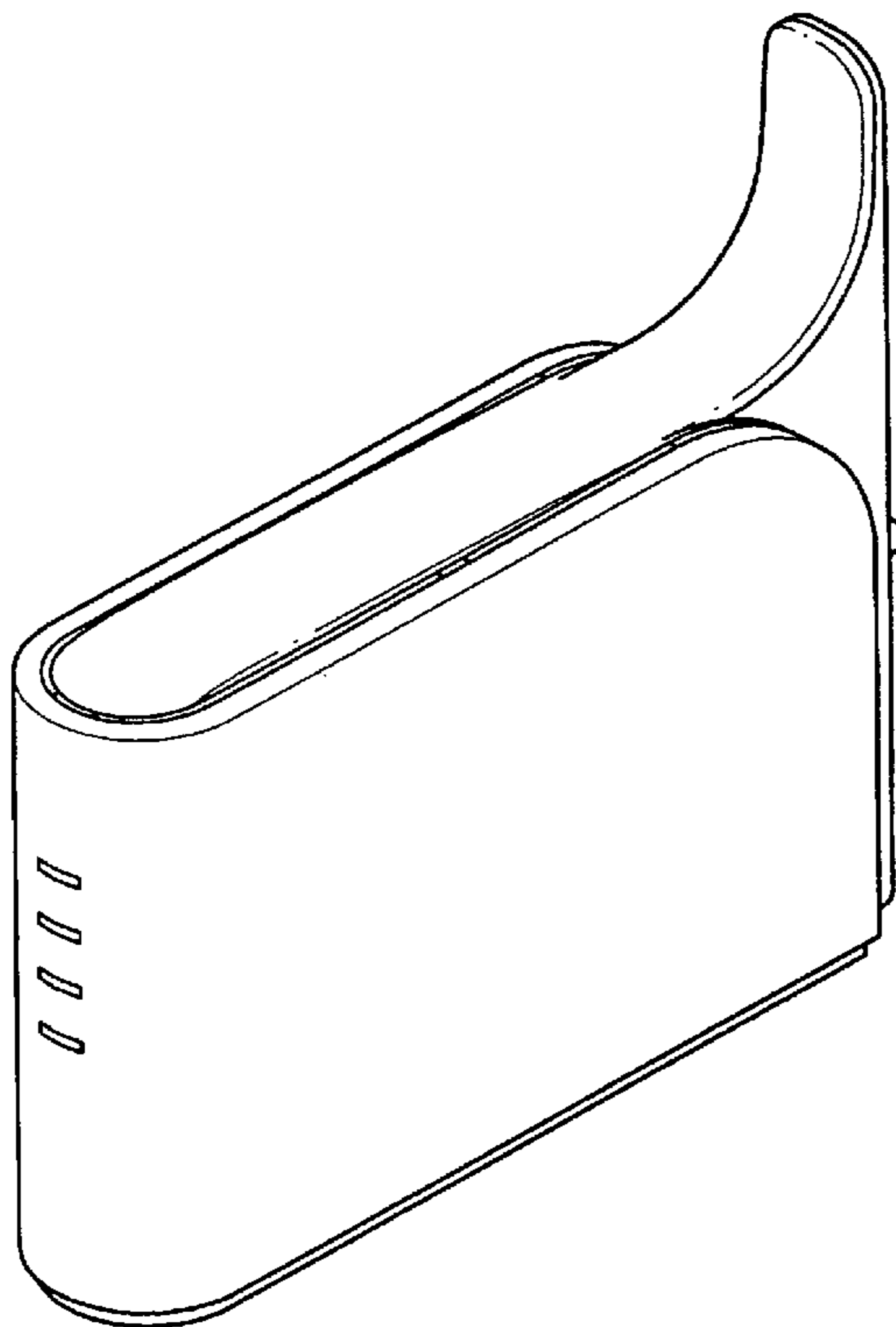


FIG. 1

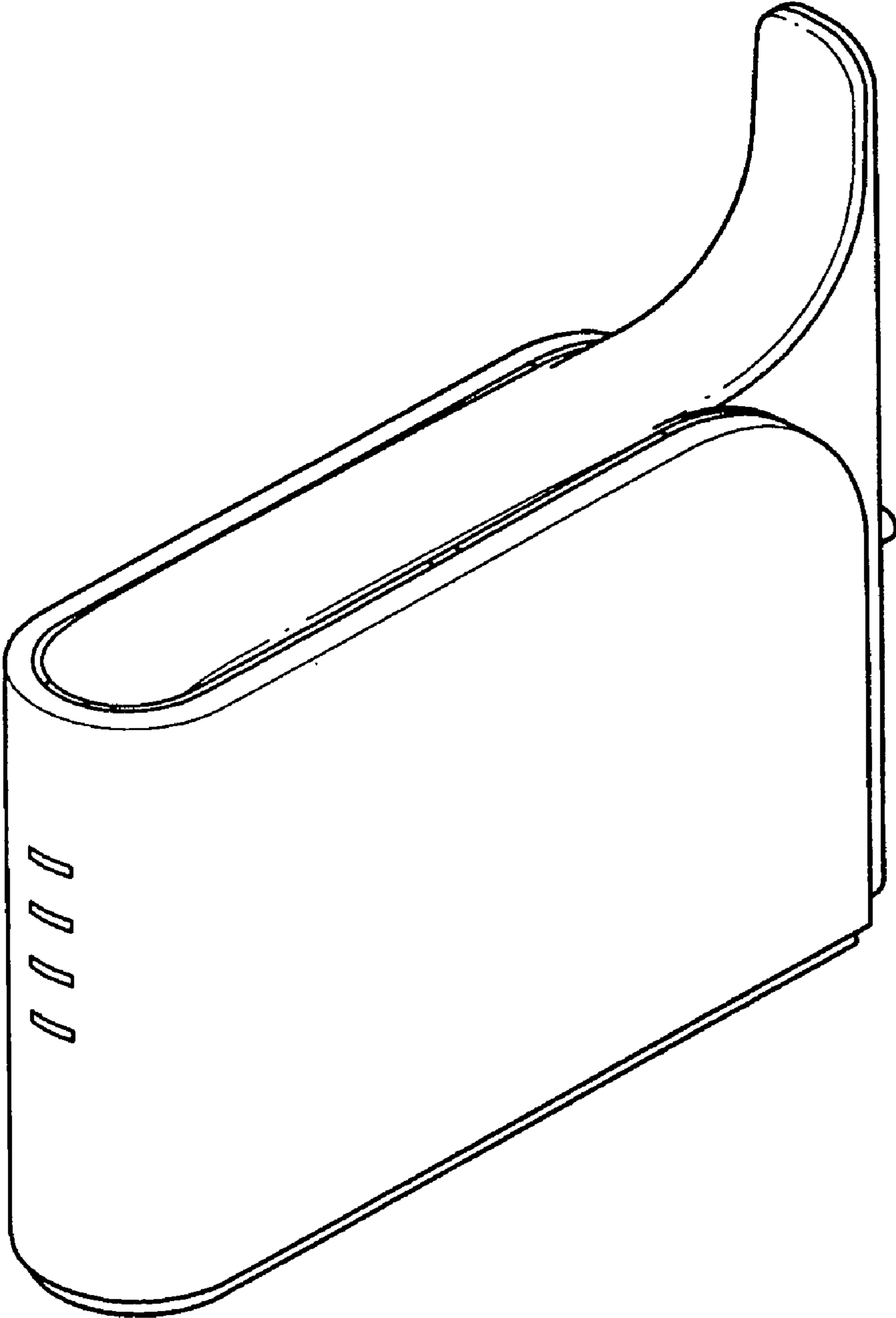


FIG. 2




FIG. 3




FIG. 4




FIG. 5

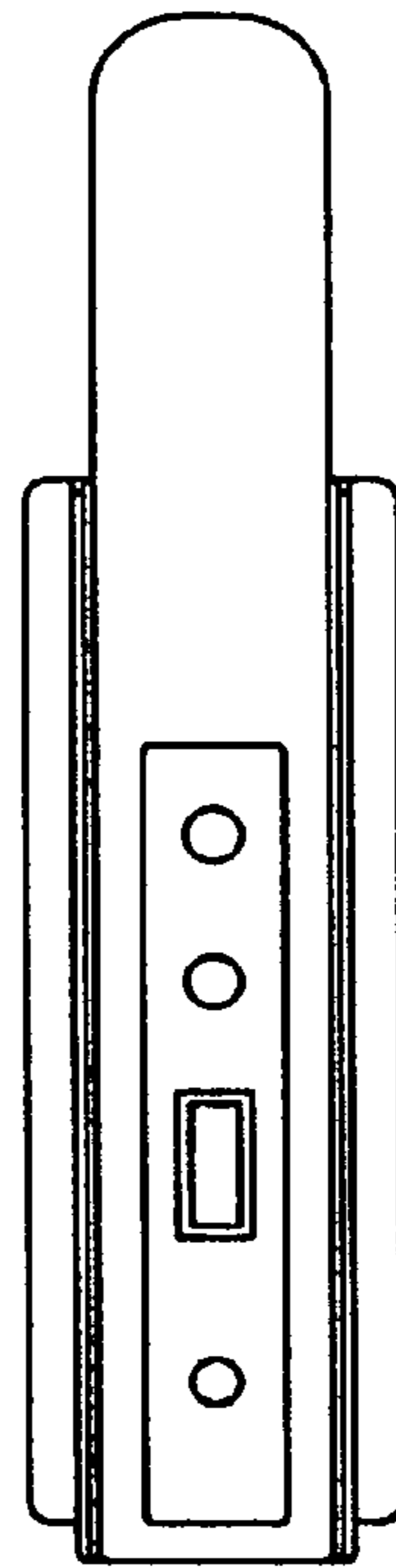


FIG. 6




FIG. 7

