

(19) World Intellectual Property Organization
International Bureau



(43) International Publication Date
27 December 2007 (27.12.2007)

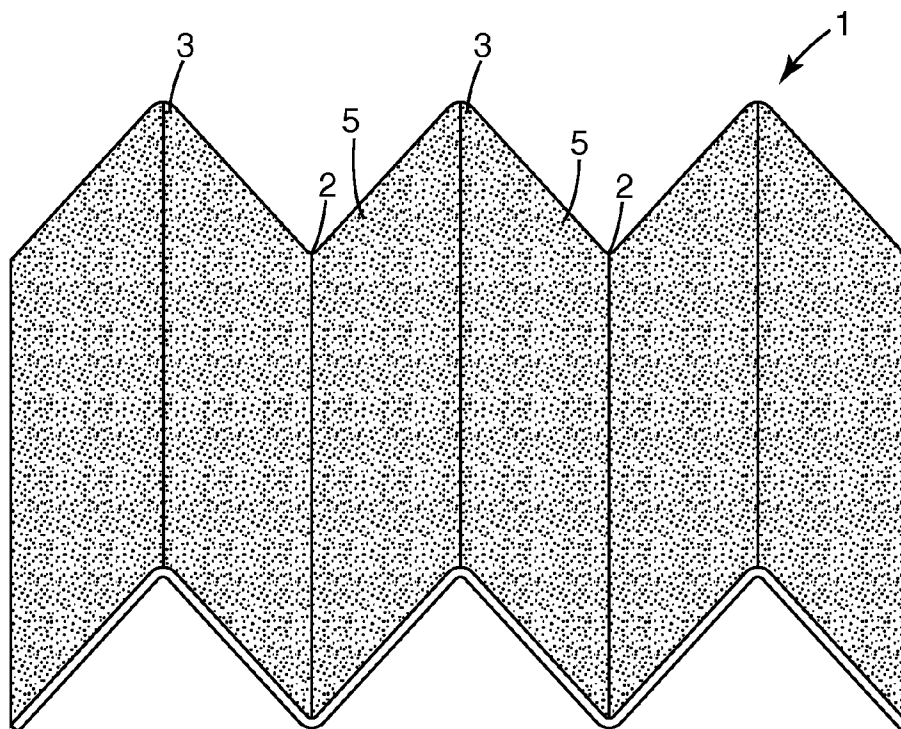
PCT

(10) International Publication Number
WO 2007/149617 A1

- (51) International Patent Classification:
B05D 5/08 (2006.01) **B01J 2/30** (2006.01)
B32B 5/16 (2006.01)
- (21) International Application Number:
PCT/US2007/065628
- (22) International Filing Date: 30 March 2007 (30.03.2007)
- (25) Filing Language: English
- (26) Publication Language: English
- (30) Priority Data:
11/426,122 23 June 2006 (23.06.2006) US
- (71) Applicant (for all designated States except US): **3M INNOVATIVE PROPERTIES COMPANY** [US/US];
3M Center, Post Office Box 33427, Saint Paul, Minnesota 55133-3427 (US).
- (72) Inventors: **JING, Naiyong**; 3M Center, Post Office Box 33427, Saint Paul, Minnesota 55133-3427 (US). **SPURGEON, Kathryn M.**; 3M Center, Post Office Box 33427, Saint Paul, Minnesota 55133-3427 (US). **TIERS, George Van Dyke**; 3M Center, Post Office Box 33427, Saint Paul, Minnesota 55133-3427 (US). **JONES, Vivian W.**; 3M Center, Post Office Box 33427, Saint Paul, Minnesota 55133-3427 (US).
- (74) Agents: **LITTLE, Douglas B.**, et al.; 3M Center, Office of Intellectual Property Counsel, Post Office Box 33427, Saint Paul, Minnesota 55133-3427 (US).
- (81) Designated States (unless otherwise indicated, for every kind of national protection available): AE, AG, AL, AM, AT, AU, AZ, BA, BB, BG, BH, BR, BW, BY, BZ, CA, CH, CN, CO, CR, CU, CZ, DE, DK, DM, DZ, EC, EE, EG, ES, FI, GB, GD, GE, GH, GM, GT, HN, HR, HU, ID, IL, IN, IS, JP, KE, KG, KM, KN, KP, KR, KZ, LA, LC, LK, LR, LS, LT, LU, LY, MA, MD, MG, MK, MN, MW, MX, MY, MZ, NA, NG, NI, NO, NZ, OM, PG, PH, PL, PT, RO, RS, RU, SC, SD, SE, SG, SK, SL, SM, SV, SY, TJ, TM, TN, TR, TT, TZ, UA, UG, US, UZ, VC, VN, ZA, ZM, ZW.
- (84) Designated States (unless otherwise indicated, for every kind of regional protection available): ARIPO (BW, GH, GM, KE, LS, MW, MZ, NA, SD, SL, SZ, TZ, UG, ZM, ZW), Eurasian (AM, AZ, BY, KG, KZ, MD, RU, TJ, TM),

[Continued on next page]

(54) Title: ARTICLES HAVING DURABLE HYDROPHOBIC SURFACES



(57) Abstract: Method of forming a very hydrophobic, extremely hydrophobic or superhydrophobic surface comprising depositing a composition comprising hydrophobic microparticles, hydrophobic nanoparticles, or a mixture thereof and a binder in sufficient quantity to provide a hydrophobic or a superhydrophobic surface on a substrate having a micropatterned surface having raised portions, recessed portions or a combination thereof.

WO 2007/149617 A1



European (AT, BE, BG, CH, CY, CZ, DE, DK, EE, ES, FI, FR, GB, GR, HU, IE, IS, IT, LT, LU, LV, MC, MT, NL, PL, PT, RO, SE, SI, SK, TR), OAPI (BF, BJ, CF, CG, CI, CM, GA, GN, GQ, GW, ML, MR, NE, SN, TD, TG).

Declarations under Rule 4.17:

- *as to applicant's entitlement to apply for and be granted a patent (Rule 4.17(ii))*
- *as to the applicant's entitlement to claim the priority of the earlier application (Rule 4.17(iii))*

Published:

- *with international search report*
- *before the expiration of the time limit for amending the claims and to be republished in the event of receipt of amendments*

For two-letter codes and other abbreviations, refer to the "Guidance Notes on Codes and Abbreviations" appearing at the beginning of each regular issue of the PCT Gazette.

ARTICLES HAVING DURABLE HYDROPHOBIC SURFACES

5

Technical Field

[0001] This invention relates to substrates having hydrophobic or superhydrophobic surfaces.

Background

10 [0002] Water-repellent coatings or articles are mentioned or disclosed in, for example, U.S. Patent No. 6,800,354, which discloses self cleaning surfaces formed by applying a coating having particles having an average particle size of less than 100 nanometers on the surface of a substrate. The 6,800,354 patent also discloses forming a nanoscale structure over a microscale structure where the nanoscale particles and microscale particles are distributed in the same coating or a first coating having microscale particles is applied to a substrate and a second coating with nanoscale particles is applied to the substrate. The
15 coating may be made hydrophobic by treatment with a hydrophobizing substance such as an organosilane.

[0003] Self-cleaning hydrophobic structures are disclosed in U.S. Patent Publication No. US 2003/0013795. This application discloses a self-cleaning hydrophobic surface formed
20 from particles secured with a carrier that includes a binder and particles. The surface is said to be self-regenerating by exposing new structure forming particles, which are released by way of UV light and the effects of wind and weather.

Disclosure of Invention

[0004] The present application provides a method of forming a durably very-hydrophobic,
25 extremely-hydrophobic or superhydrophobic surface comprising depositing a liquid composition including a binder and hydrophobic microparticles, hydrophobic nanoparticles, or a mixture thereof; in sufficient quantity to provide a durably very-hydrophobic, extremely-hydrophobic or superhydrophobic surface on a substrate having a

micropatterned surface having raised portions, recessed portions or a combination thereof; and drying or otherwise hardening the liquid composition.

[0005] In another aspect, the method includes depositing a liquid composition comprising a binder and hydrophobic nanoparticles in a sufficient quantity to provide a durably very-
5 hydrophobic, extremely-hydrophobic or a superhydrophobic surface on a substrate having a micropatterned surface comprising raised portions, recessed portions or a combination thereof and drying or otherwise hardening the liquid composition.

[0006] In another aspect, the composition of the invention can form a discontinuous layer on a micropatterned surface, interrupted by projecting features of the micropatterned
10 surface, while maintaining a very-hydrophobic, extremely-hydrophobic or superhydrophobic character over the whole surface.

[0007] In another aspect, the invention provides an article comprising a substrate having a micropatterned surface having raised portions, recessed portions or a combination thereof; and a coating composition on the substrate located at least on the portions between the
15 raised portions or in the recessed portions and comprising a binder and hydrophobic microparticles, hydrophobic nanoparticles, or a mixture thereof; in sufficient quantity to provide a durably very-hydrophobic or extremely-hydrophobic surface.

[0008] These and other aspects of the invention will be apparent from the accompanying drawing and this specification. In no event, however, should the above summaries be
20 construed as limitations on the claimed subject matter, which subject matter is defined solely by the attached claims, as may be amended during prosecution.

Brief Description of the Drawings

[0009] FIG. 1 is a representation of a coating composition of the present invention` on a micropatterned surface.

25 [0010] FIG. 2 is a schematic representation of a coating composition of the present invention on a micropatterned surface after being abraded with a Crockmeter test apparatus for 100 cycles.

Detailed Description

[0011] The words “a”, “an”, and “the” are used interchangeably with “at least one” to
30 mean one or more of the elements being described. By using words of orientation such as “atop”, “on”, “uppermost”, “underlying” and the like for the location of various elements

in the disclosed coated articles, we refer to the relative position of an element with respect to a horizontally-disposed, upwardly-facing substrate. We do not intend that the disclosed articles should have any particular orientation in space during or after their manufacture.

5 [0012] The term “hydrophobic” refers to a surface or coating that is difficult to wet with water. A surface would be considered hydrophobic if it demonstrated a receding water contact angle of at least 70°, very hydrophobic if it demonstrated a receding water contact angle of at least 110°, and extremely hydrophobic if it demonstrated a receding water contact angle of at least 120°. The term “superhydrophobic” refers to a surface or coating that is extremely difficult to wet with water. A superhydrophobic surface or coating will usually have receding water contact angles in excess of 140°, and often in excess of 150°.

10 [0013] The term “polymer” refers to polymers, copolymers (e.g., polymers formed or formable from two or more different monomers), oligomers and combinations thereof.

15 [0014] The term “micropatterned surface or substrate” refers to a surface or substrate that has at least one surface which has an intended plurality of features that define a profile characterized by raised portions and recessed portions which are raised or recessed relative to a datum surface. The raised portions of the micropatterned surface have regular, or at least partially regular, repeating features which may for example be disposed irregularly and be about 5 to about 150 μm above the recessed or other portions (e.g., datum) of the surface. Preferably, the repeating features may for example be about 10 μm to about 125 μm above the recessed or other portions of the surface. More preferably, the repeating features may for example be 15 μm to about 100 μm above the recessed or other portions of the surface. The pitch (center-to-center distance) between the repeating recessed portions or raised portions may for example be from about 10 μm to about 250 μm in length and preferably from 30 μm to about 200 μm in length.

25 [0015] Preferably, there is a relationship between the size of water droplets likely to be encountered and the durably very-hydrophobic, extremely-hydrophobic or superhydrophobic articles. It is preferred that the water droplet diameter be larger than the pitch of the features in the micropatterned surface.

[0016] The term “particles” refers to microparticles, nanoparticles or mixtures thereof.

30 The term “microparticles” refers to particles having an average particle size of about 0.1 to about 100 μm. The term “nanoparticles” refers to particles having an average particle size of about 1 to about 100 nm. Typically, the size of the microparticles or nanoparticles is

significantly smaller than the distance between the raised portions in the micropatterned surface, or the pitch of the features. In an exemplary embodiment, particles suitable for practicing the invention are microparticles, nanoparticles or a mixture thereof having an average particle size of from about 5 nm to about 100 μm . Preferably, the particles can have an average particle size of from about 50 nm to about 50 μm . In another exemplary embodiment, the particles are nanoparticles having an average particle size of from about 1 nm to about 100 nm. The particles can be spheroidal or non-spheroidal, *e.g.*, irregularly shaped particles. The term "average particle size" refers to the size of primary particles, as they would be classified by means known in the art, and is not the size of agglomerates. Particle size is generally the average diameter of a spheroidal particle and approximately the largest dimension of an acicular particle.

[0017] The disclosed coatings may be used in a variety of applications that will be familiar to those skilled in the art. For example, the disclosed coatings may be applied to articles on which a durably very-hydrophobic, extremely-hydrophobic or superhydrophobic surface may be desired. Such a surface may have, for example, a receding water contact angle of at least about 110° , preferably at least about 120° , yet more preferably at least about 130° , yet more preferably at least about 140° , and most preferably at least about 150° .

[0018] Representative articles having surfaces that may benefit from being durably very-hydrophobic, extremely-hydrophobic or superhydrophobic include architectural surfaces, vehicle surfaces, marine vessel surfaces, and signage. Non-limiting examples of applications for architectural surfaces include windows, surfaces vulnerable to graffiti such as walls or bridges, and the like. Non-limiting examples of applications for vehicles include automotive parts such as windows, body parts, mirrors, wheels, light assemblies, and the like; and airplane parts such as windows, anti-icing coatings for wings or tail assemblies, wheels, light assemblies and the like. Non-limiting examples of applications for marine vessels include windows, hull applications such as anti-algae coatings, drag reduction coatings for reducing fuel consumption, anti-icing coatings for reducing ice buildup and the like. Non-limiting examples of signage applications include self-cleaning or anti-dew surfaces, such as retroreflective signs and the like.

[0019] In another embodiment, the present invention provides a method for making a coated durably very-hydrophobic, extremely-hydrophobic or a superhydrophobic article comprising:

- a) providing a substrate having a micropatterned surface having raised portions,
5 recessed portions or a combination thereof;
- b) providing a particle composition comprising hydrophobic microparticles,
hydrophobic nanoparticles, or a mixture thereof, and a binder;
- c) depositing on at least a portion of the substrate the particle composition; and
- e) drying, or otherwise hardening the binder.

10 [0020] The microparticles or nanoparticles suitable for practicing the present invention include surface-modified particles wherein the particles can be insoluble metal oxides, or salts thereof. Non-limiting examples of suitable metal oxides include silicon oxide, aluminum oxide, tin oxide, zinc oxide, bismuth oxide, titanium oxide, zirconium oxide, lanthanide (“rare-earth”) oxides, mixtures thereof, and the like; other suitable metal salts
15 such as calcium carbonate, calcium aluminate, magnesium aluminosilicate, potassium titanate, cerium ortho-phosphate, hydrated aluminum silicate, metal salt clays such as montmorillonite, illite, Kaolin clay, halloysite ($\text{Al}_2\text{SiO}_5(\text{OH})_2$), mixtures thereof, and the like; and mixtures of metal oxides with metal salts. In an exemplary embodiment, the microparticles or nanoparticles can be silica particles.

20 [0021] The microparticles or nanoparticles often can be modified to increase the hydrophobicity of the particles by contacting them in a solution of a hydrolytically reactive silane bearing at least one hydrolyzable group, preferably with a catalytic amount of hydrofluoric acid. The resulting mixture can be placed in an ultrasonic bath at a temperature above room temperature for sufficient time to enhance the hydrophobicity of
25 the nanoparticles. Specific hydrolyzable reactive groups can include -F, -Cl, -OCH₃, -OC₂H₅, -NHAc, -N(Ac)₂ where Ac represents any acyl group, for example, -C(=O)CH₃, -C(=O)CH₂CH₃, and the like, derived from a lower carboxylic acid. Exemplary silanes include organosilanes selected from the group consisting of hexamethyl disilazane, methyl triethoxysilane, isooctyl triethoxysilane, octyl triethoxysilane, phenyl triethoxysilane,
30 diphenyldiethoxysilane, 5,6-epoxyhexyltriethoxysilane, 3,3,3-trifluoropropyl-trimethoxysilane, heptadecafluoro-1,1,2,2-tetrahydrodecyl-triethoxysilane, 3-(pentafluorophenyl)propylmethylchlorosilane, tridecafluoro-1,1,2,2-tetrahydrooctyl-

dimethylchlorosilane, nonafluoro-1,1,2,2-tetrahydrohexyl-trichlorosilane, 3-(methacryloxy)propyltrimethoxysilane, 4-vinylphenylmethyltrimethoxysilane, 11-(chlorodimethylsilylmethyl)-tricosane, [2-(3-cyclohexenyl) ethyl] trimethoxysilane, and mixtures thereof, and in limited amounts one or more subsequently reactive silanes such as

5 3-aminopropyl trimethoxysilane, N-(2-aminoethyl)-3-aminopropyltrimethoxysilane, 3-bromopropyltrimethoxysilane, vinyltriethoxysilane and mixtures thereof, intended to provide bonding and crosslinking sites to strengthen the silane structure.

[0022] A variety of materials can be used to prepare a suitable substrate. Suitable substrates can be selected, for example from organic materials such as polyesters,

10 polyolefins such as polypropylene and polyethylene, polystyrenes, polycarbonates, polyimides, polyurethanes, fluoropolymers, polyacrylates, polymethacrylates, polyvinyl chlorides, polyvinyl acetates, polyvinyl acetate - polyvinyl chloride copolymers, cellulose acetates and co-butyrate, silicone rubbers, epoxy resins and the like; metals such as iron, stainless steel, aluminum, copper, silver, gold, and the like; and inorganic substances such

15 as stone, cement, ceramics, glasses, and the like. Non-limiting examples of suitable substrates include materials such as polyethylene terephthalate, and bisphenol A polycarbonate.

[0023] The hydrophobic microparticles or nanoparticles and binder may be combined in a variety of ratios. The inventive coating compositions desirably contain sufficient particles

20 to provide a dried or hardened coating having an increased water contact angle compared to a coating that does not include such microparticles or nanoparticles, and sufficient binder so that the applied coating is visually smooth and continuous, as initially applied. For example, considering only the weight of the particles and binder, exclusive of any solvent or other added materials, the disclosed coating compositions may contain about 5

25 to about 95 weight percent particles and about 95 to about 5 weight percent binder; preferably about 10 to about 75 weight percent microparticles and about 90 to about 25 weight binder; more preferably about 10 to about 50 weight percent microparticles and about 90 to about 50 weight percent binder; or yet more preferably about 10 to about 30 weight percent microparticles and about 90 to about 70 weight percent binder. In an

30 exemplary embodiment, the binder/particle composition may be softer than the substrate, as measured by, for example, a Shore D or A-2 Durometer (Shore Instrument Company, Jamaica, New York).

[0024] The binder may include a fluoropolymer or a hydrocarbon (non-fluorinated) polymer. Non-limiting examples of suitable fluoropolymers include 1,1-difluoroethylene homopolymer, copolymers of 1,1-difluoroethylene and hexafluoropropylene, copolymers of tetrafluoroethylene and hexafluoropropylene, copolymers of 1,1-difluoroethylene and tetrafluoroethylene, copolymers of 1,1,2,3,3,3-hexafluoro-1-propene, 1,1-difluoroethylene and tetrafluoroethylene; terpolymers of tetrafluoroethylene, hexafluoropropylene and 1,1-difluoroethylene, terpolymers of hexafluoropropylene, tetrafluoroethylene, and ethylene and the like. Suitable fluoropolymers can also include polymers having a hydrocarbon backbone and fluoroalkyl groups as side chains such as esters of terminally polyfluorinated alcohols with non-fluorinated acrylic (acid) polymers.

[0025] Hydrocarbon polymers suitable for practicing the invention include polymers derived from one or more olefinic monomers, oligomers, or polymers. Non-limiting examples of suitable hydrocarbon polymers include silicone polymers, polyolefins and their copolymers such as ethylene, propylene, diene terpolymer (EPDM) rubbers, and acrylate polymers. Representative olefinic monomers, oligomers, or polymers include carbon-containing compounds having at least one site of unsaturation. Such olefinic monomers, oligomers, or polymers can react, optionally in the presence of an initiator, to provide polymeric products. The olefinic monomers, oligomers, or polymers may comprise or include a mixture of polyolefins, (meth)acrylate esters, allyl ethers, vinyl esters, vinyl ethers and the like. Epoxy resins may also be used as the binder.

[0026] A variety of solvents may be employed in the disclosed methods and coating compositions. Representative solvents include, for example, esters such as methyl acetate, ethyl acetate and butyl acetate; alcohols such as methanol and ethanol; amides such as dimethylacetamide and dimethylformamide; dimethylsulfoxide; ketones such as acetone, methyl ethyl ketone, methyl isobutyl ketone, methyl amyl ketone, cyclohexanone and N-methyl pyrrolidinone; tetramethylene sulfone (sulfolane); ethers such as tetrahydrofuran, 2-methyl tetrahydrofuran and methyl tetrahydrofurfuryl ether; cyclic esters such as delta-valerolactone and gamma-valerolactone; fluorinated solvents such as perfluoro-2-butyltetrahydrofuran and hydrofluoroethers; other materials that will dissolve the binder but not the microparticles, nanoparticles, and mixtures thereof.

[0027] The disclosed coating compositions may also contain other organic liquids which do not dissolve the binder or the particles, and may contain water, provided that such other

organic liquids and water do not detract unduly from applying and drying or hardening the desired coating. For example, such other organic liquids or water may represent more or less than one-third, less than one-tenth, less than 1/20th or less than 1/100th by weight of the disclosed coating compositions. Expressed on a percentage basis, the solvent amount
5 may for example be about 20 to about 99.5 wt. percent, about 20 to about 90 wt. percent or about 20 to about 80 wt. percent of the coating composition.

[0028] The inventive method may, for example, provide a very hydrophobic surface having a static water contact angle of at least about 110 °. Preferably the surface has a receding water contact angle of at least about 120 °. More preferably, the surface has a
10 receding water contact angle of at least about 130 °. Yet more preferably, the surface has a receding water contact angle of at least 140°, most preferably at least 150 °.

[0029] The inventive coating compositions may contain a variety of optional additional ingredients. Exemplary additional ingredients include binder crosslinking agents, initiators (*e.g.*, photoinitiators and thermal initiators), and separately-added microparticle
15 or binder adhesion promoting agents (*e.g.*, silanes). In the following it is understood that the term “methacryl” includes methacrylates when listing acrylates. Exemplary crosslinking agents include, for example, poly (meth)acryl monomers including di(meth)acryl containing compounds such as 1,3-butylene glycol diacrylate, 1,4-butanediol diacrylate, 1,6-hexanediol diacrylate, 1,6-hexanediol monoacrylate
20 monomethacrylate, ethylene glycol diacrylate, caprolactone-modified neopentylglycol hydroxypivalate diacrylate, caprolactone-modified neopentylglycol hydroxypivalate diacrylate, cyclohexanedimethanol diacrylate, diethylene glycol diacrylate, dipropylene glycol diacrylate, hydroxypivalaldehyde-modified trimethylolpropane diacrylate, neopentyl glycol diacrylate, tricyclodecanedimethanol diacrylate, triethylene glycol
25 diacrylate and tripropylene glycol diacrylate. Other suitable crosslinking agents include tri(meth)acryl containing compounds such as glycerol triacrylate, trimethylolpropane triacrylate, pentaerythritol triacrylate, and tris(2-hydroxyethyl)isocyanurate triacrylate. Additional suitable crosslinking agents include higher functionality (meth)acryl containing compounds such as ditrimethylolpropane tetraacrylate, dipentaerythritol hexa- and
30 pentaacrylate, pentaerythritol tetraacrylate, caprolactone modified dipentaerythritol hexaacrylate, hydantoin moiety-containing poly(meth)acrylates, for example, as described in U.S. Patent No. 4,262,072, and oligomeric (meth)acryl compounds such as, for

example, urethane acrylates, polyester acrylates, epoxy acrylates, polyacrylamides, and combinations thereof. Suitable crosslinking agents are widely available from vendors including Sartomer Company, Exton, PA; UCB Chemicals Corporation, Smyrna, GA; and Aldrich Chemical Company, Milwaukee, WI. Exemplary commercially available

5 crosslinking agents include SR-351 trimethylolpropane triacrylate (“TMPTA”) and SR-444 and SR 494 pentaerythritol tri/tetraacrylate (“PETA”), all from Sartomer Company. Mixtures of crosslinking agents and monofunctional materials (for example, mixtures of multifunctional and monofunctional (meth)acrylates, such as a mixture of TMPTA and methyl methacrylate), may also be employed.

10 [0030] Other crosslinking agents or monofunctional materials that may be utilized in the disclosed coating compositions include fluorinated (meth)acrylates such as perfluoropolyether (meth)acrylates. These perfluoropolyether acrylates may desirably be based on multi-(meth)acrylate or mono-(meth)acrylate derivatives of hexafluoropropylene oxide (“HFPO”) and may (in the case of the multi-(meth)acrylate derivatives) be used as a

15 sole crosslinking agent. The multi-(meth)acrylate derivatives may also be used with non-fluorinated monofunctional (meth)acrylates such as methyl methacrylate, or with non-fluorinated crosslinking agents such as TMPTA or PETA, and the mono-(meth)acrylate derivatives may be used with non-fluorinated crosslinking agents such as TMPTA or PETA.

20 [0031] Exemplary initiators include free-radical photoinitiators such as benzophenone and its derivatives; benzoin, alpha-methylbenzoin, alpha-phenylbenzoin, alpha-allylbenzoin, alpha-benzylbenzoin; benzoin ethers such as benzyl dimethyl ketal (*e.g.*, IRGACURE™ 651, from Ciba Specialty Chemicals Corporation of Tarrytown, NY), benzoin methyl ether, benzoin ethyl ether, benzoin n-butyl ether; acetophenone and its derivatives such as

25 2-hydroxy-2-methyl-1-phenyl-1-propanone (*e.g.*, DAROCUR™ 1173, from Ciba Specialty Chemicals Corporation) and 1-hydroxycyclohexyl phenyl ketone (*e.g.*, IRGACURE™ 184, from Ciba Specialty Chemicals Corporation); 2-methyl-1-[4-(methylthio)phenyl]-2-(4-morpholinyl)-1-propanone (*e.g.*, IRGACURE™ 907, from Ciba Specialty Chemicals Corporation); 2-benzyl-2-(dimethylamino)-1-[4-(4-

30 morpholinyl)phenyl]-1-butanone (*e.g.*, IRGACURE™ 369, from Ciba Specialty Chemicals Corporation); aromatic ketones such as benzophenone and its derivatives and anthraquinone and its derivatives; benzildimethylketals (*e.g.*, ESACURE™ KB-1, from

Lamberti S.p.A of Gallarate, Spain); onium salts such as diazonium salts, iodonium salts, sulfonium salts; titanium complexes (*e.g.*, CGI 784 DC, from Ciba Specialty Chemicals Corporation); halomethylnitrobenzenes; and mono- and bis-acylphosphines (*e.g.*, IRGACURE™ 1700, IRGACURE™ 1800, IRGACURE™ 1850, IRGACURE™ 819, IRGACURE™ 2005, IRGACURE™ 2010, IRGACURE™ 2020 and DAROCUR™ 4265, all from Ciba Specialty Chemicals Corporation. Mixtures of photoinitiators may also be employed.

[0032] Photosensitizers may also be used. For example, the photosensitizer 2-isopropyl thioxanthone from First Chemical Corporation, Pascagoula, MS may be used in conjunction with photoinitiators such as IRGACURE™ 369.

[0033] Exemplary thermal initiators include azo, peroxide, persulfate and redox initiators, and mixtures thereof. If desired, mixtures of photoinitiators and thermal initiators may be employed. Initiators typically are used in a total amount less than about 10 weight percent, more typically less than about 5 weight percent, based on the total coating composition weight.

[0034] Exemplary adhesion promoting agents include photograftable silane esters containing olefinic functionality such as 3-(trimethoxysilyl) propyl methacrylate and vinyltrimethoxy silane. These photograftable silane esters may react with the binder to form a silyl-grafted material having pendent siloxy groups. Such siloxy groups may be available to form a bond with the microparticles, with adjacent coating layers or with the substrate thereby providing improved adhesion, improved coating durability or both improved adhesion and improved durability. Other exemplary adhesion promoting agents include amino-substituted organosilanes such as 3-aminopropyltrimethoxysilane and its oligomers (*e.g.*, SILQUEST™ A-1110 from GE Silicones, Wilton, CT); 3-aminopropyltriethoxysilane and its oligomers (*e.g.*, SILQUEST™ A-1100 and SILQUEST™ A-1106, from GE Silicones); 3-(2-aminoethyl)aminopropyltrimethoxysilane (*e.g.*, SILQUEST™ A-1120 from GE Silicones); SILQUEST™ A-1130 from GE Silicones; (aminoethylaminomethyl)phenethyltrimethoxysilane; (aminoethylaminomethyl)-phenethyltriethoxysilane; N-(2-aminoethyl)-3-aminopropylmethyldimethoxysilane (*e.g.*, SILQUEST™ A-2120 from GE Silicones); bis-(γ -triethoxysilylpropyl) amine (*e.g.*, SILQUEST A-1170 from GE Silicones); N-(2-aminoethyl)-3-aminopropyltributoxysilane; 6-(aminohexylaminopropyl)trimethoxysilane; 4-aminobutyltrimethoxysilane; 4-

aminobutyltriethoxysilane; p-(2-aminoethyl)phenyltrimethoxysilane; 3-aminopropyltris(methoxyethoxyethoxy)silane; 3-aminopropylmethyldiethoxysilane; oligomeric aminosilanes such as 3-(N-methylamino)propyltrimethoxysilane (*e.g.*, DYNASYLAN™ 1146 from Sivent Silanes of Piscataway, NJ); N-(2-aminoethyl)-3-aminopropylmethyldimethoxysilane; N-(2-aminoethyl)-3-aminopropylmethyldiethoxysilane; N-(2-aminoethyl)-3-aminopropyltrimethoxysilane; N-(2-aminoethyl)-3-aminopropyltriethoxysilane; 3-aminopropylmethyldiethoxysilane; 3-aminopropylmethyldimethoxysilane; 3-aminopropyldimethylmethoxysilane; 3-aminopropyldimethylethoxysilane; 4-aminophenyltrimethoxy silane; 3-phenylaminopropyltrimethoxy silane; 2,2-dimethoxy-1-aza-2-silacyclopentane-1-ethanamine; 2,2-diethoxy-1-aza-2-silacyclopentane-1-ethanamine; 2,2-diethoxy-1-aza-2-silacyclopentane; 2,2-dimethoxy-1-aza-2-silacyclopentane; tertiary amines such as N,N-dimethyl aniline and diazabicyclooctane; and bis-silyl ureas such as $((RO)_3Si(CH_2)NR)_2C=O$. Mixtures of adhesion promoting agents may be employed.

[0035] Those skilled in the art will appreciate that the inventive coating compositions can contain other optional adjuvants, including surfactants, antistatic agents (*e.g.*, conductive polymers), leveling agents, ultraviolet (“UV”) absorbers, stabilizers, antioxidants, lubricants, pigments or other opacifiers, dyes, plasticizers, suspending agents and the like.

[0036] The inventive coatings may be applied using a variety of techniques that will be familiar to those skilled in the art. Exemplary coating methods include die coating, knife coating, spray coating, curtain coating and dip coating. The coating composition may be applied in a continuous manner, *e.g.*, by coating a moving web or other support or substrate to provide a roll, or long coated length, of coated article. The coating composition may instead or in addition be applied to individual or multiple separate substrate portions to provide, for example, one or more singly or multiply coated articles.

[0037] The invention is further illustrated in the following examples, in which all parts, percentages and ratios are by weight unless otherwise indicated. Unless otherwise noted, all solvents and reagents were obtained from Aldrich Chemical Company, Milwaukee, WI. All percents, parts and amounts are by weight unless otherwise specified. Unprimed Polyester was obtained from 3M Company of St. Paul, Minnesota., available under the trademark Scotchpar™. Dyneon™ Fluoropolymer THV220, Dyneon-FC 2145 fluoropolymer and Fluoroelastomer FPO 3470 as well as fluorinated acrylic polymer

NovecTM were also obtained from 3M Company. Dyneon TF 2071, a poly (tetrafluoroethylene) powder (PTFE powder) was obtained from 3M Company. Polydimethylsiloxane-modified fumed silica (Fumed Aerosil TS-720) was obtained from Cabot Company of Chicago, Illinois. Trimethylolpropane triacrylate SR 351 ("TMPTA") and benzyl dimethyl ketal UV photoinitiator (KB-1) were obtained from Sartomer Company of Exton, Pennsylvania. Darocur 1173 initiator was obtained from Ciba Specialty Chemicals, Tarrytown, New York.

[0038] Water contact angle measurements were made using a video contact angle analyzer model VCA-Optima available from AST Products of Billerica, Massachusetts.

Measurements are made using reagent-grade deionized water filtered through a filtration system from Millipore Corporation of Billerica, Massachusetts. Static contact angle measurement values reported in Table 1 are average values based on three drops measured, on opposite sides of the drops. Drop volumes are 5 μ L for static measurements.

[0039] Samples were evaluated for durability (resistance to rubbing or abrasion) using a Crockmeter (AATCC Model CM5 available from Atlas Electric Devices of Chicago, IL 60613). Specimens were rubbed with dry standard cotton cloth and mounted under the finger of the apparatus (16mm diameter) which rested on the specimen with a force of 9 Newtons. A rubbing distance of 100 mm and stroke rate of 60 rpm were used.

[0040] Figure 1 is an illustration of a saw-tooth (or V-groove) micropatterned substrate (1) having uniform coating composition (5) of the invention applied to the surface including the recessed portions or valleys (2) and the raised portions or ridges (3). Figure 2 is an illustration of a saw-tooth micropatterned substrate (1) having uniform coating composition (5) of the invention after being abraded with a Crockmeter apparatus for 100 cycles. The portions of the raised portions from which the inventive coating was removed by the test are shown as areas (7). The coating composition in the recessed portions (2) remained after the rubbing or abrasion test, and the whole surface retained a superhydrophobic property.

Preparation of micropatterned surface

[0041] An exemplary photopolymerizable resin composition is prepared by making a solution consisting of urethane acrylate oligomer obtained as Sartomer 6210 (74%, Sartomer Company, Inc. of Exton, Pennsylvania), a diacrylate monomer obtained as Sartomer 238 (25%, Sartomer Company) and an initiator obtained as Darocur 1173. This

solution was mixed for 30 minutes at room temperature and warmed to 25 °C in an oven prior to use.

[0042] In one useful method for making a micropatterned surface, a nickel master tool is made by diamond turning using a diamond cutting tool (U.S. Patent No. 5,435,816). The tool had a pattern comprising a plurality of V grooves. The dihedral angle of the ridges between the V grooves was approximately 90°. The pitch of the grooves or distance from the lowest part of one groove to the lowest part of the adjacent groove was about 50 micrometers (μm) in the case of the tool used for Example 1. Depth of the grooves (i.e., distance between the lowest part of the grooves and a surface defined by the tops of the ridges) was about 12.5 μm . For the tool used in Example 2, included angle was about 60°, pitch was about 62.5 μm and depth of the V groove was about 62.5 μm .

[0043] A sheet of polyester (PET, polyethylene terephthalate) film (15 cm by 45 cm) is taped to the top edge of the master tool and folded back upon itself. A quantity or bead (12.7 mm. wide) of the photopolymerizable resin composition is placed, using an eyedropper, onto the master tool, across its width near the taped PET. The PET is lifted and held with the left hand while the right hand spread the resin solution between the PET and master tool. As the PET film is laid on top of the photopolymerizable resin composition, uniform pressure is applied to the side of the PET sheet opposite the resin composition, spreading the resin composition evenly over the nickel master tool covered by PET. The photopolymerizable resin composition is then cured under ultraviolet (UV) lights (Fusion "D" bulb, available from Fusion UV Systems, Inc. of Gaithersburg, Maryland). The construction comprising the tool, photopolymerizable composition and PET is exposed to the UV light in two passes at 10.7 meters/min. PET with cured resin having a surface with microstructured "V" grooves is separated from the master tool after polymerization or curing of the resin.

Preparation of hydrophobic coating composition #1

[0044] A powder comprising TS-720, fumed silica hydrophobic particles from about 5 nm to about 200 nm (1.5 parts per 100), is dispersed in methyl ethyl ketone (95 parts per 100). Fluoroelastomer FPO 3740 (2.7 parts per 100) is added to this dispersion and mixed for 15 minutes, followed by TMPTA (0.5 parts per 100), 3-aminopropyltriethoxysilane (0.25 parts per 100) and KB-1 (0.05 parts per 100) are added and the resulting mixture is stirred for additional 15 minutes at room temperature before use.

Preparation of hydrophobic coating composition #2

[0045] PTFE powder (TF 2071) hydrophobic particles in a size range of about 3 to 5 μm (4.49 parts per 100), was dispersed in methyl ethyl ketone (95 parts per 100). Then, a fluoropolymer (copolymer of hexafluoropropylene and vinylidene fluoride) obtained as
5 Dyneon 2145 (0.5 parts per 100) was added to the dispersion and mixed for 15 minutes, followed by addition of 1,12-diaminododecane (0.1 parts per 100) The resulting mixture was stirred for an additional 15 minutes at room temperature before use.

Preparation of primed substrates for comparative examples

[0046] Primer solution (1, 6-hexanediol diacrylate/Darocur 1173, ratio 99:1) for
10 Comparative Example 2 or 3-aminopropyltriethoxysilane (5wt% in methanol) for Comparative Example 3 or photopolymerizable resin composition (prepared as described above) for Comparative Example 4 was coated on PET film with a meyer bar (#10, available from Paul N. Gardner Co., Inc. of Pompano Beach, Florida) to obtain a coating with a thickness of 5 to 10 μm . The aminosilane primed substrate was dried at 100 $^{\circ}\text{C}$ for
15 10 minutes before use. The 1, 6-hexanediol diacrylate (HDODA) primer and the photopolymerizable resin composition were cured by passing the primed material twice under UV lights (Fusion "D" bulb) at 10.7 meters per minute (m/min.)

Comparative Example 1

[0047] Hydrophobic coating composition made with fumed silica particles (no. 1
20 described above) was coated on unprimed PET film with a meyer bar (#20) to obtain a coating with a thickness of 1 to 15 μm . The samples were dried in an oven at 120 $^{\circ}\text{C}$ for 10 minutes and then cross-linked or cured under UV lights (Fusion "D" bulb) at 10.7 m/min. Samples were evaluated for hydrophobicity by measuring contact angles after number of test cycles in the Crock test as specified in table 1.

Comparative Example 2

[0048] The hydrophobic coating composition made with fumed silica particles (no. 1
described above) was coated on 1, 6-hexanediol diacrylate primed PET film with a meyer
bar (#20) to obtain a coating with a thickness of 1 to 15 μm . The samples were treated by
the same oven drying and UV curing process as described above for Comparative
30 Example 1. Results of contact angle measurements are shown in Table 1.

Comparative Example 3

[0049] The hydrophobic coating composition made with fumed silica particles (no. 1 described above) was coated on 3-aminopropyltriethoxysilane primed PET film with a meyer bar (#20) to obtain a coating with a thickness of 1 to 15 μm . The samples were treated by the same oven drying and UV curing process as described above for Comparative Example 1. Results of contact angle measurements are shown in Table 1.

Comparative example 4

[0050] The hydrophobic coating composition made with fumed silica particles was coated on PET film (primed with the photopolymerizable composition described above for making the micropatterned surface) with a meyer bar (#20) to obtain a coating with a thickness of 1 to 15 μm . The samples were treated by the same oven drying and UV curing process as described above for Comparative Example 1. Results of contact angle measurements are shown in Table 1.

Example 1

[0051] The hydrophobic coating composition (designated number 1 above) was coated on PET with "V" Grooves (prepared as described above) with a meyer bar (#20) to obtain a coating with a thickness of 1 to 8 μm . The samples were dried in an oven at 120 °C for 10 minutes and then cross-linked or cured under UV lights (Fusion "D" bulb) at 10.7 m/min. Samples were evaluated by measuring contact angles after test cycles as specified in Table 1.

Example 2

[0052] The hydrophobic coating composition (designated number 1) was coated on PET with "V" Grooves (prepared as described above) with a meyer bar (#20) to obtain a coating with a thickness of 1 to 25 μm . The samples treated by an oven drying and UV curing process as described for Example 1. Data on the samples is reported in Table 1.

Example 3

[0053] The hydrophobic coating composition (designated number 2) was coated on PET with "V" Grooves (in the "V" groove direction) with a meyer bar (#20) to obtain a coating with a thickness of 1 to 25 μm . The samples were dried in an oven at 140 °C for 15 minutes to thermally cross-link or cure the polymer in the composition. Samples were

evaluated for hydrophobicity by measuring contact angles after number of test cycles as specified in Table 1.

Table 1

Example No.	Micro-pattern groove depth	Initial Contact Angle Static (Receding) Angle	Durability Test Results					
			Contact Angle after 1 cycle Static (Receding) Angle	Contact Angle after 5 cycles Static (Receding) Angle	Contact Angle after 15 cycles Static (Receding) Angle	Contact Angle after 25 cycles, Static	Contact Angle after 100 cycles, Static	
Comparative Ex 1	None	> 150° (150°)	< 150° (121°)					
Comparative Ex 2	None	> 150° (150°)	> 150° (150°)	< 150°				
Comparative Ex 3	None	> 150° (150°)	> 150° (150°)	< 150° (112°)				
Comparative Ex 4	None	> 150° (150°)	> 150° (150°)	> 150° (150°)	< 150° (125°)			
Example 1	12.5 μ	>150°	>150°	>150°	>150°	>150°	>150°	<150°
Example 2	62.5 μ	>150°	>150°	>150°	>150°	>150°	>150°	>150°
Example 3	62.5 μ	> 150° (150°)	> 150° (150°)	> 150° (150°)	>150°*			

*Contact angle measured after 10 cycles

[0054] The data in Table 1 demonstrate substantially improved durability of the inventive examples, as compared to the comparative examples, by the superior retention of a large contact angle (150°), indicative of a superhydrophobic surface, after repeated rubbing in the Crockmeter test.

What is claimed is:

1. A method of forming a very hydrophobic or superhydrophobic surface comprising:
depositing a liquid composition comprising a binder and hydrophobic
5 microparticles, hydrophobic nanoparticles, or a mixture thereof in sufficient quantity to provide a very hydrophobic or superhydrophobic surface on a substrate having a micropatterned surface comprising raised portions, recessed portions or a combination thereof; and
drying or otherwise hardening the liquid composition.
- 10 2. The method of claim 1, wherein the dried or hardened composition forms a discontinuous coating interrupted by projecting features of the micropatterned surface.
3. The method of claim 1, wherein the microparticles or nanoparticles comprise surface-modified particles comprising insoluble metal oxides or metal salts.
- 15 4. The method of claim 1, wherein the microparticles or nanoparticles comprise surface-modified particles comprising silicon oxide, aluminum oxide, calcium carbonate, titanium oxide or zirconium oxide.
5. The method of claim 1, wherein the microparticles and nanoparticles comprise silica particles.
- 20 6. The method of claim 1, wherein the microparticles or nanoparticles have been modified by contacting with a hydrolytically reactive silane bearing at least one hydrolyzable group, and catalyst for sufficient time to enhance the hydrophobicity of the particles.
7. The method of claim 1, wherein the raised portions of the micropatterned
25 surface are regular repeating features about 5 μm to about 150 μm above the recessed or other portions of the surface.
8. The method of claim 1, wherein the micropatterned surface exhibits repeating projecting features having a pitch of about 10 μm to about 250 μm in length.

9. The method of claim 1, wherein the binder comprises a hydrocarbon polymer or a fluoropolymer.
10. The method of claim 9, wherein the fluoropolymer is selected from the group consisting of poly-1,1-difluoroethylene; a copolymer of tetrafluoroethylene and hexafluoropropylene; a terpolymer of hexafluoropropylene, tetrafluoroethylene, and ethylene; and a terpolymer of tetrafluoroethylene, hexafluoropropylene and 1,1-difluoroethylene.
11. The method of claim 1, wherein the substrate is selected from the group consisting of polyacrylates, polymethacrylates, polyesters, polypropylene, polyethylene, polystyrene, polycarbonates, polyimides, polyvinyl chloride, polyvinyl butyral, cellulose acetates and co-butyrate, fluoropolymers, and silicone rubbers.
12. An article comprising a substrate having a micropatterned surface comprising raised portions, recessed portions or a combination thereof; and a coating composition on the substrate located at least on the portions between the raised portions or in the recessed portions and comprising a binder and hydrophobic microparticles, hydrophobic nanoparticles, or a mixture thereof; in sufficient quantity to provide a very hydrophobic or superhydrophobic surface.
13. The article of claim 12, wherein the coating composition forms a discontinuous layer interrupted by raised portions of the micropatterned surface.
14. The article of claim 12, wherein the microparticles or nanoparticles comprise a material selected from silicon oxide, aluminum oxide, calcium carbonate, titanium oxide, zirconium oxide, and mixtures thereof.
15. The article of claim 14, wherein the microparticles or nanoparticles have been modified by contacting with a hydrolytically reactive silane bearing at least one hydrolyzable group, and catalyst for sufficient time to enhance the hydrophobicity of the particles.
16. The article of claim 15, wherein the microparticles and nanoparticles comprise silica particles.

17. The article of claim 12, wherein the material of the substrate is selected from the group consisting of polyacrylates, polymethacrylates, polyesters, polypropylene, polyethylene, polystyrene, polyvinyl butyral, polycarbonates, polyimides, polyvinyl chloride, cellulose acetates and co-butyrate, fluoropolymers, and silicone rubbers.
- 5
18. The article of claim 17, wherein the substrate is selected from the group consisting of polyacrylates, polymethacrylates, polyesters, fluoropolymers, and a fluorinated acrylic polymer.
19. The article of claim 12, wherein the binder comprises a hydrocarbon polymer or a fluoropolymer.
- 10
20. The article of claim 19, wherein the fluoropolymer is selected from the group consisting of poly-1, 1-difluoroethylene; copolymers of tetrafluoroethylene and hexafluoropropylene; terpolymers of hexafluoropropylene, tetrafluoroethylene, and ethylene; and terpolymers of tetrafluoroethylene, hexafluoropropylene and 1,1-difluoroethylene.
- 15

1/1

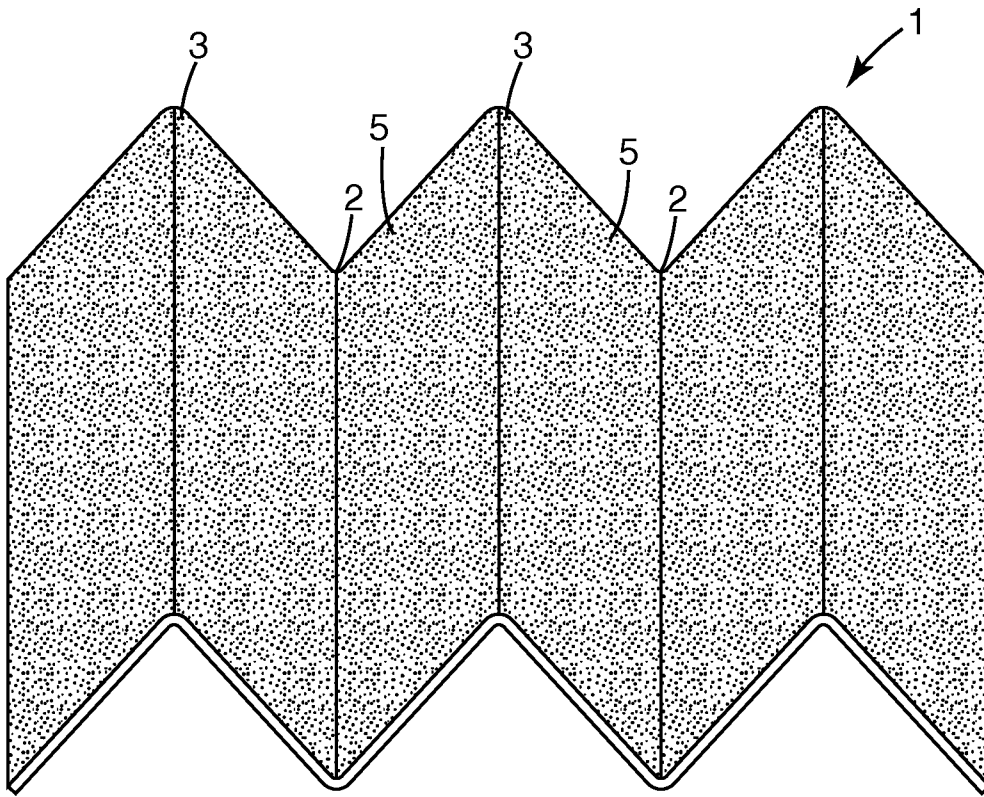


Fig. 1

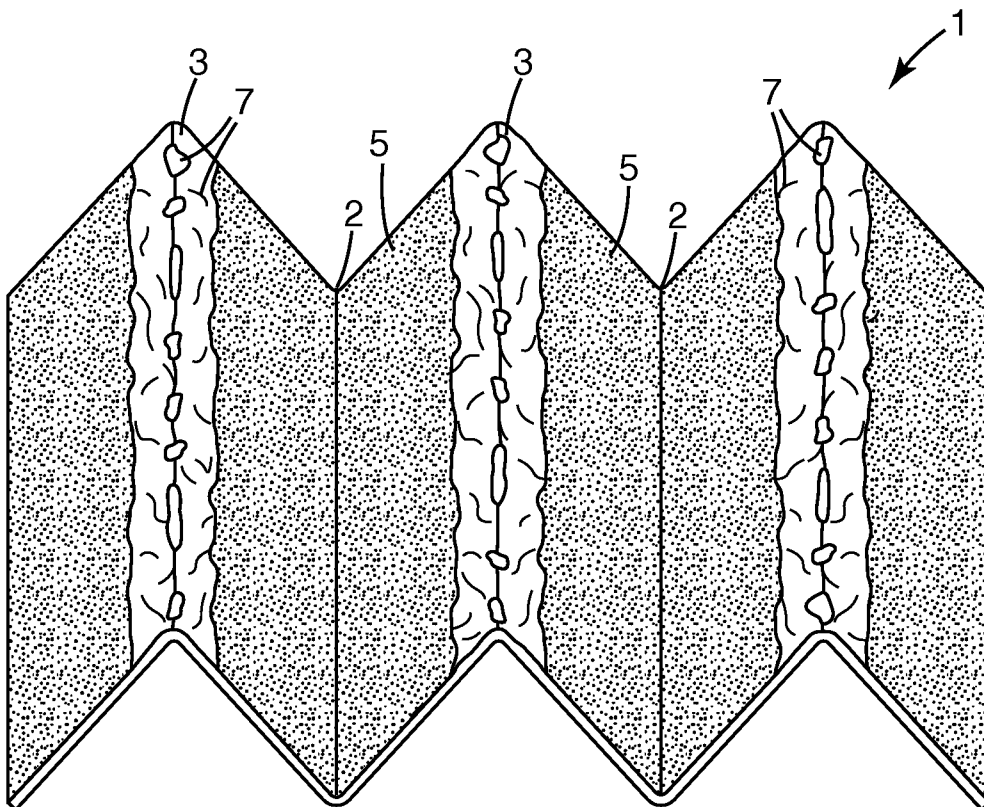


Fig. 2

A. CLASSIFICATION OF SUBJECT MATTER***B05D 5/08(2006.01)i, B32B 5/16(2006.01)i, B01J 2/30(2006.01)i***

According to International Patent Classification (IPC) or to both national classification and IPC

B. FIELDS SEARCHED

Minimum documentation searched (classification system followed by classification symbols)

IPC 8: B05D 5/08, B32B 5/16, B01J 2/30

Documentation searched other than minimum documentation to the extent that such documents are included in the fields searched

Utility models and applications for Utility Models since 1975

Japanese Utility Models and application for Utility Models since 1975

Electronic data base consulted during the international search (name of data base and, where practicable, search terms used)

eKIPASS(KIPO net), Delphion; 'coat*', hydrophobic, surface, binder, nanoparticle, microparticle'

C. DOCUMENTS CONSIDERED TO BE RELEVANT

Category*	Citation of document, with indication, where appropriate, of the relevant passages	Relevant to claim No.
A	US 2005/0223945 A1(Baumgart, H., et al.) 13 October 2005 See abstract and claims	1-20
A	US 6180181 B1(Verardi, C.A., et al.) 30 January 2001 See abstract	1-20
A	US 2002/0045045 A1(Adams, E.W., et al.) 18 April 2002 See abstract	1-20
A	US 5972809 A(Faler, D.L., et al.) 26 October 1999 See abstract	1-20

 Further documents are listed in the continuation of Box C. See patent family annex.

* Special categories of cited documents:

"A" document defining the general state of the art which is not considered to be of particular relevance

"E" earlier application or patent but published on or after the international filing date

"L" document which may throw doubts on priority claim(s) or which is cited to establish the publication date of citation or other special reason (as specified)

"O" document referring to an oral disclosure, use, exhibition or other means

"P" document published prior to the international filing date but later than the priority date claimed

"T" later document published after the international filing date or priority date and not in conflict with the application but cited to understand the principle or theory underlying the invention

"X" document of particular relevance; the claimed invention cannot be considered novel or cannot be considered to involve an inventive step when the document is taken alone

"Y" document of particular relevance; the claimed invention cannot be considered to involve an inventive step when the document is combined with one or more other such documents, such combination being obvious to a person skilled in the art

"&" document member of the same patent family

Date of the actual completion of the international search

22 OCTOBER 2007 (22.10.2007)

Date of mailing of the international search report

22 OCTOBER 2007 (22.10.2007)

Name and mailing address of the ISA/KR

Korean Intellectual Property Office
920 Dunsan-dong, Seo-gu, Daejeon 302-701,
Republic of Korea

Facsimile No. 82-42-472-7140

Authorized officer

PARK, JEONG UNG

Telephone No. 82-42-481-8131



INTERNATIONAL SEARCH REPORT

Information on patent family members

International application No.

PCT/US2007/065628

Patent document cited in search report	Publication date	Patent family member(s)	Publication date
US 2005/0223945 A1	13.10.05	KR 2007009970 A JP 2005534793 T2 EP 1527144 A1 WO 2004018578 A1	19.01.07 17.11.05 04.05.05 04.03.04
US 6180181 B1	30.01.01	JP 18255706 EP 1140378 A1 CA 2350631 A1 WO 200035600 A1	28.09.06 10.10.01 22.06.00 22.06.00
US 2002/0045045 A1	18.04.02	JP 2004517712 T2 EP 1326704 A2 WO 2002055186 A3 CA 2424082 A1	17.06.04 16.07.03 20.03.03 18.07.02
US 5972809 A	26.10.99	None	