

(19) World Intellectual Property Organization
International Bureau



(43) International Publication Date
16 October 2008 (16.10.2008)

PCT

(10) International Publication Number
WO 2008/123891 A1

(51) International Patent Classification:

A61K 31/519 (2006.01) A61P 3/00 (2006.01)
A61P 3/10 (2006.01) A61P 9/04 (2006.01)
A61P 35/00 (2006.01) A61P 3/04 (2006.01)
C07D 475/00 (2006.01) A61P 9/10 (2006.01)
A61P 9/00 (2006.01) A61P 3/06 (2006.01)
A61P 43/00 (2006.01) A61P 9/12 (2006.01)

Street #49, Moscow, 117574 (RU). **VASILEVICH, Natelya** [RU/RU]; 22-2 Turistskaya Street # 485, Moscow, 123480 (RU). **HENDERSON, Ian** [US/US]; 62 Mountain Road, Hopewell, NJ 08525 (US). **LIN, Tsung** [US/US]; 15 Castleton Road, Princeton, NJ 08540 (US). **PARKHILL, Eric** [US/US]; 559 Lincoln Way #2, San Francisco, CA 94122 (US).

(21) International Application Number:

PCT/US2007/080629

(74) Agents: **HARTRUM, J., Elin** et al.; CV Therapeutics, Inc., 3172 Porter Drive, Palo Alto, CA 94304 (US).

(22) International Filing Date: 5 October 2007 (05.10.2007)

(25) Filing Language: English

(26) Publication Language: English

(30) Priority Data:

60/910,750 9 April 2007 (09.04.2007) US

(71) Applicant (for all designated States except US): **CV THERAPEUTICS, INC.** [US/US]; 3172 Porter Drive, Palo Alto, CA 94304 (US).

(72) Inventors; and

(75) Inventors/Applicants (for US only): **ZILBERSHTEIN, Timur** [RU/RU]; 90-136 Zorge Street, Kazan, 420138 (RU). **COLE, Andrew** [GB/US]; 21 Abby Court, Robbinsville, NJ 08691 (US). **ZABLOCKI, Jeff** [US/US]; 338 S. Fremont Street Apt. 224, San Mateo, CA 94401 (US). **KOLTUN, Dmitry** [RU/US]; 1075 Grebe Street, Foster City, CA 94404 (US). **CHISHOLM, Jeffrey** [CA/US]; 2225 Showers Drive #297, Mountain View, CA 94040 (US). **GLUSHKOV, Audrey** [RU/RU]; 17 Vilnusskaya

(81) Designated States (unless otherwise indicated, for every kind of national protection available): AE, AG, AL, AM, AT, AU, AZ, BA, BB, BG, BH, BR, BW, BY, BZ, CA, CH, CN, CO, CR, CU, CZ, DE, DK, DM, DO, DZ, EC, EE, EG, ES, FI, GB, GD, GE, GH, GM, GT, HN, HR, HU, ID, IL, IN, IS, JP, KE, KG, KM, KN, KP, KR, KZ, LA, LC, LK, LR, LS, LT, LU, LY, MA, MD, ME, MG, MK, MN, MW, MX, MY, MZ, NA, NG, NI, NO, NZ, OM, PG, PH, PL, PT, RO, RS, RU, SC, SD, SE, SG, SK, SL, SM, SV, SY, TJ, TM, TN, TR, TT, TZ, UA, UG, US, UZ, VC, VN, ZA, ZM, ZW.

(84) Designated States (unless otherwise indicated, for every kind of regional protection available): ARIPO (BW, GH, GM, KE, LS, MW, MZ, NA, SD, SL, SZ, TZ, UG, ZM, ZW), Eurasian (AM, AZ, BY, KG, KZ, MD, RU, TJ, TM), European (AT, BE, BG, CH, CY, CZ, DE, DK, EE, ES, FI, FR, GB, GR, HU, IE, IS, IT, LT, LU, LV, MC, MT, NL, PL, PT, RO, SE, SI, SK, TR), OAPI (BF, BJ, CF, CG, CI, CM, GA, GN, GQ, GW, ML, MR, NE, SN, TD, TG).

Published:

— with international search report

(54) Title: PTERIDINONE DERIVATIVES FOR USE AS STEAROYL CoA DESATURASE INHIBITORS



(I)

(57) Abstract: The present invention discloses pteridinone derivatives for use as inhibitors of stearyl-CoA desaturase having the structure of Formula (I). The compounds are useful in treating and/or preventing various human diseases, mediated by stearyl-CoA desaturase (SCD) enzymes, especially diseases related to abnormal lipid levels, cardiovascular disease, diabetes, obesity, metabolic syndrome and the like.

PTERIDINONE DERIVATIVES FOR USE AS STEAROYL CoA DESATURASE
INHIBITORS

[0001] This application claims priority to U.S. Provisional Patent Application Serial No. 60/910,750, filed April 9, 2007, the entirety of which is incorporated herein by reference.

Field of the Invention

[0002] The present invention relates generally to the field of inhibitors of stearyl-CoA desaturase, such as pteridinone derivatives, and uses for such compounds in treating and/or preventing various human diseases, mediated by stearyl-CoA desaturase (SCD) enzymes, especially diseases related to elevated lipid levels, cardiovascular disease, cancer, diabetes, obesity, metabolic syndrome and the like.

Background

[0003] Stearyl CoA desaturases (SCD's) are $\Delta 9$ fatty acid desaturases. The mammalian enzymes are localized to the endoplasmic reticulum and require molecular O_2 and NADH to desaturate saturated fatty acids at the $\Delta 9$ position and generate monounsaturated fatty acids and water in the process. The primary substrates for these enzymes are the acyl-CoA derivatives of stearic (C18) and palmitic acids (C16) with the major reaction being the conversion of stearic acid to oleate (C18:1). Depending on the species, 2-4 highly homologous isoforms of SCD exist differing primarily in tissue distribution.

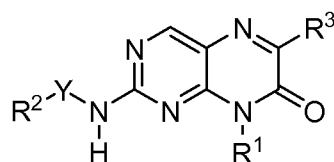
[0004] The best characterized SCD isozyme is SCD1 which is primarily found in liver, adipose and skeletal muscle. Deletion, mutation or inhibition of SCD1 in mice and rats results in decreased hepatic triglyceride secretion, decreased hepatic steatosis, resistance to weight gain and improvements in insulin sensitivity and glucose uptake (reviewed in Ntambi et al. (2004) *Prog Lipid Res* 43, 91-104; (2005), *Prostaglandins*

Leukot. Essent. Fatty Acids 73, 35-41; and (2005) *Obes. Rev.* 6, 169-174. These studies combined with studies in humans showing correlations between surrogates for SCD activity and obesity strongly implicate SCD inhibition as a means to treat obesity, hypertriglyceridemia and associated diseases and co-morbidities. Studies done using antisense oligonucleotide inhibitors have also demonstrated a correlation between SCD activity and obesity and the onset of diet-induced hepatic insulin resistance; see Jiang et al. (2005) *J. Clin. Invest.* 115:1030-1038G. and Gutiérrez-Juárez et al. (2006) *J. Clin. Invest.* 116:1686-1695.

[0005] The present invention presents compounds that are useful in inhibiting SCD activity and thus regulating lipid levels, especially plasma lipid levels. These compounds are useful in the treatment of SCD-mediated diseases such as diseases related to dyslipidemia and disorders of lipid metabolism, including, but not limited to diseases related to elevated lipid levels, cardiovascular disease, cancer, diabetes, obesity, metabolic syndrome and the like.

SUMMARY OF THE INVENTION

[0006] It is an object of this invention to provide compounds that act as stearoyl-CoA desaturase inhibitors. Accordingly, in a first aspect, the invention relates to stearoyl-CoA desaturase inhibitor compounds having the structure of Formula I:



Formula I

wherein

R¹ is -X¹-NR⁴R⁵ or, -X²-C(O)NR⁴R⁵ wherein

R⁴ is hydrogen or C₁-4 lower alkyl, and

R⁵ is hydrogen, aryl, heteroaryl, -C(=NH)NH₂, -C(=O)R⁶ or -S(=O)₂R⁶,

wherein

R^6 is hydrogen, optionally substituted C_{1-4} alkyl, optionally substituted C_{1-4} alkenyl, C_{1-4} alkoxy, 5 or 6 membered optionally substituted monocyclic aryl, or 5 or 6 membered optionally substituted monocyclic heteroaryl;

X^1 is optionally substituted linear or branched C_{1-4} optionally substituted alkylene; and

X^2 is optionally substituted linear or branched C_{2-4} optionally substituted alkylene;

R^2 is optionally substituted mono or bicyclic heterocyclyl, optionally substituted mono or bicyclic aryl, or mono or bicyclic heteroaryl,

R^3 is hydrogen, optionally substituted C_{1-4} alkyl, 5 or 6 membered optionally substituted monocyclic cycloalkyl, 5 or 6 membered optionally substituted monocyclic aryl, 5 or 6 membered optionally substituted monocyclic heterocycle, or 5 or 6 membered optionally substituted monocyclic heteroaryl,

with the proviso that R^3 is not 2-thiazolyl or 2-methoxyphenyl; and

Y is $(CH_2)_p$, where P is 0,1, or 2.

[0007] In some embodiments of the invention R^2 and R^3 are optionally substituted with from 1 to 3 substituents independently selected from the group consisting of alkyl, heterocyclyl, aryl, heteroaryl, halo, NO_2 , CF_3 , CN, OR^{20} , SR^{20} , $N(R^{20})_2$, $S(O)R^{22}$, SO_2R^{22} , $SO_2N(R^{20})_2$, $S(O)_3R^{20}$, $P(O)(OR^{20})_2$, $SO_2NR^{20}COR^{22}$, $SO_2NR^{20}CO_2R^{22}$, $SO_2NR^{20}CON(R^{20})_2$, $NR^{20}COR^{22}$, $NR^{20}CO_2R^{22}$, $NR^{20}CON(R^{20})_2$, $NR^{20}C(NR^{20})NHR^{23}$, COR^{20} , CO_2R^{20} , $CON(R^{20})_2$, $CONR^{20}SO_2R^{22}$, $NR^{20}SO_2R^{22}$, $SO_2NR^{20}CO_2R^{22}$, $OCONR^{20}SO_2R^{22}$, $OC(O)R^{20}$, $C(O)OCH_2OC(O)R^{20}$, and $OCON(R^{20})_2$, and in some cases each optional alkyl, heteroaryl, aryl, and heterocyclyl substituent is further optionally substituted with halo, NO_2 , alkyl, CF_3 , amino, mono- or di- alkylamino, alkyl or aryl or heteroaryl amide, $NR^{20}COR^{22}$, $NR^{20}SO_2R^{22}$, COR^{20} , CO_2R^{20} , $CON(R^{20})_2$, $NR^{20}CON(R^{20})_2$, $OC(O)R^{20}$, $OC(O)N(R^{20})_2$, $S(O)_3R^{20}$, $P(O)(OR^{20})_2$, SR^{20} , $S(O)R^{22}$, SO_2R^{22} , $SO_2N(R^{20})_2$, CN, or OR^{20} .

[0008] In these embodiments R^{20} and R^{22} are independently selected from the group consisting of hydrogen, C_{1-15} alkyl, C_{2-15} alkenyl, C_{2-15} alkynyl, heterocyclyl, aryl, and heteroaryl, wherein the alkyl, alkenyl, alkynyl, heterocyclyl, aryl, and heteroaryl moieties are optionally substituted with from 1 to 3 substituents independently selected from halo, alkyl, mono- or dialkylamino, alkyl or aryl or heteroaryl amide, CN, O- C_{1-6} alkyl, CF_3 , aryl, and heteroaryl

[0009] Preferred R^2 groups are phenyl optionally substituted at the 3, 4, or 5 position of the phenyl ring with 1 to 3 substituents selected from the group consisting of halogen, CF_3 , $-OCF_3$, and $-OCH_3$.

[0010] In yet another aspect of the invention, pharmaceutical formulations are provided, comprising a therapeutically effective amount of an SCD inhibitory compound of Formula I, and at least one pharmaceutically acceptable carrier. The formulation is preferably for oral administration.

[0011] In a third embodiment of the invention, methods of using the compounds of Formula I in the treatment of a disease or condition in a mammal that can be treated with an SCD inhibitory compound are provided. The method comprises administering to a mammal in need thereof a therapeutically effective dose of a compound of Formula I. Such diseases include, but are not limited to, cardiovascular diseases (including, but not limited to, coronary artery disease, atherosclerosis, heart disease, hypertension, and peripheral vascular disease), cancer, cerebrovascular diseases (including, but not limited to, stroke, ischemic stroke and transient ischemic attack (TIA), and ischemic retinopathy), dyslipidemia, obesity, diabetes, insulin resistance, decreased glucose tolerance, non-insulin-dependent diabetes mellitus, Type II diabetes, Type I diabetes, and other diabetic complications.

[0012] At present, the preferred compounds for use in the invention include, but are not limited to:

[0013] N-[2-(2-[(3,4-dichlorophenyl)methyl]amino)-6-(4-methoxyphenyl)-7-oxo-8-hydropteridin-8-yl)ethyl]acetamide;

[0014] 2-[(3,4-dichlorophenyl)methyl]amino-6-(4-methoxyphenyl)-8-{2-[(methylsulfonyl)amino]ethyl}-8-hydropteridin-7-one;

[0015] 8-((3R)pyrrolidin-3-yl)-2-[(3,4-dichlorophenyl)methyl]amino-6-(4-methoxyphenyl)-8-hydropteridin-7-one;

[0016] N-[2-(2-{[(3,4-dichlorophenyl)methyl]amino}-6-(4-methoxyphenyl)-7-oxo(8-hydropteridin-8-yl))ethyl]-3-pyridylcarboxamide;

[0017] N-[2-(2-{[(3,4-dichlorophenyl)methyl]amino}-6-(4-methoxyphenyl)-7-oxo(8-hydropteridin-8-yl))ethyl]butanamide;

[0018] N-[2-(2-{[(3,4-dichlorophenyl)methyl]amino}-6-(4-methoxyphenyl)-7-oxo(8-hydropteridin-8-yl))ethyl]propanamide;

[0019] N-[2-(2-{[(3,4-dichlorophenyl)methyl]amino}-6-(4-methoxyphenyl)-7-oxo(8-hydropteridin-8-yl))ethyl]benzamide;

[0020] N-[2-(2-{[(3,4-dichlorophenyl)methyl]amino}-6-(4-methoxyphenyl)-7-oxo(8-hydropteridin-8-yl))ethyl]-2-methoxyacetamide;

[0021] N-(2-{7-oxo-2-[benzylamino]-6-(3-pyridyl)-8-hydropteridin-8-yl})ethylacetamide;

[0022] N-[2-(2-{[(4-fluorophenyl)methyl]amino}-6-(4-methoxyphenyl)-7-oxo(8-hydropteridin-8-yl))ethyl]acetamide;

[0023] N-[2-(2-{[(4-fluorophenyl)methyl]amino}-7-oxo-6-(3-pyridyl)-8-hydropteridin-8-yl))ethyl]acetamide;

[0024] N-[2-(2-{[(3,4-dichlorophenyl)methyl]amino}-7-oxo-6-(3-pyridyl)-8-hydropteridin-8-yl))ethyl]acetamide;

[0025] N-[2-(2-{[(3,4-dichlorophenyl)methyl]amino}-7-oxo-6-(trifluoromethyl)-8-hydropteridin-8-yl))ethyl]acetamide;

[0026] N-[2-(2-{[(3,4-dichlorophenyl)methyl]amino}-7-oxo-6-(2-thienyl)-8-hydropteridin-8-yl))ethyl]acetamide;

[0027] 2-{[(3,4-dichlorophenyl)methyl]amino}-6-(3-pyridyl)-8-(2-(1,2,4-triazolyl)ethyl)-8-hydropteridin-7-one;

[0028] amino[2-(2-{[(3,4-dichlorophenyl)methyl]amino}-6-(4-methoxyphenyl)-7-oxo(8-hydropteridin-8-yl))ethyl]carboxamidine;

[0029] N-[2-(2-{[(3,4-dichlorophenyl)methyl]amino}-7-oxo-8-hydropteridin-8-yl))ethyl]acetamide;

[0030] N-[2-(2-{[(3,4-difluorophenyl)methyl]amino}-6-(4-methoxyphenyl)-7-oxo(8-hydropteridin-8-yl))ethyl]acetamide;

[0031] N-[2-(2-{[(3,4-difluorophenyl)methyl]amino}-7-oxo-6-(2-thienyl)-8-hydropteridin-8-yl))ethyl]acetamide;

[0032] N-[2-(2-{[(4-fluorophenyl)methyl]amino}-7-oxo-6-(trifluoromethyl)-8-hydropteridin-8-yl))ethyl]acetamide;

[0033] N-[2-(2-{{(3,4-dichlorophenyl)methyl}amino}-7-oxo-6-pyrimidin-2-yl-8-hydropteridin-8-yl)ethyl]acetamide;

[0034] N-[2-(2-{{(3,4-dichlorophenyl)methyl}amino}-6-(3-fluoro-4-methoxyphenyl)-7-oxo-8-hydropteridin-8-yl)ethyl]acetamide;

[0035] N-[2-(2-{{(3,4-dichlorophenyl)methyl}amino}-6-(4-methoxyphenyl)-7-oxo(8-hydropteridin-8-yl))ethyl]-3-thienylcarboxamide;

[0036] N-[2-(2-{{(3-chlorophenyl)methyl}amino}-6-(4-methoxyphenyl)-7-oxo-8-hydropteridin-8-yl)ethyl]acetamide;

[0037] N-[2-(2-{{(3-chlorophenyl)methyl}amino}-7-oxo-8-hydropteridin-8-yl)ethyl]acetamide;

[0038] N-[2-(6-(4-chlorophenyl)-2-{{(3-chlorophenyl)methyl}amino}-7-oxo-8-hydropteridin-8-yl)ethyl]acetamide;

[0039] N-[2-(2-{{(3-chlorophenyl)methyl}amino}-7-oxo-6-(3-pyridyl)-8-hydropteridin-8-yl)ethyl]acetamide;

[0040] N-[2-(2-{{(4-chlorophenyl)methyl}amino}-7-oxo-8-hydropteridin-8-yl)ethyl]acetamide;

[0041] N-[2-(2-{{(3,4-dichlorophenyl)methyl}amino}-6-(4-methoxyphenyl)-7-oxo(8-hydropteridin-8-yl))ethyl](4-fluorophenyl)carboxamide;

[0042] N-[2-(2-{{(3,4-dichlorophenyl)methyl}amino}-6-(4-methoxyphenyl)-7-oxo(8-hydropteridin-8-yl))ethyl](3-methylphenyl)carboxamide;

[0043] N-[2-(2-{{(3,4-dichlorophenyl)methyl}amino}-6-(4-methoxyphenyl)-7-oxo(8-hydropteridin-8-yl))ethyl]-2-furylcarboxamide;

[0044] N-[2-(2-{{(3,4-dichlorophenyl)methyl}amino}-6-(4-chlorophenyl)-7-oxo-8-hydropteridin-8-yl)ethyl]acetamide;

[0045] N-[2-(6-(4-chlorophenyl)-2-{{(4-fluorophenyl)methyl}amino}-7-oxo-8-hydropteridin-8-yl)ethyl]acetamide;

[0046] N-[2-(2-{{(3,4-dichlorophenyl)methyl}amino}-7-oxo(8-hydropteridin-8-yl))ethyl]benzamide;

[0047] N-[2-(2-{{(3,4-dichlorophenyl)methyl}amino}-7-oxo(8-hydropteridin-8-yl))ethyl]-3-thienylcarboxamide;

[0048] N-[2-(2-{{(3,4-dichlorophenyl)methyl}amino}-7-oxo-6-(3-pyridyl)(8-hydropteridin-8-yl))ethyl]benzamide;

[0049] N-[2-(2-{{(3,4-dichlorophenyl)methyl}amino}-7-oxo-6-(3-pyridyl)(8-hydropteridin-8-yl))ethyl]-3-thienylcarboxamide;

[0050] N-[2-(2-{{(3,4-dichlorophenyl)methyl}amino}-7-oxo-6-(3-pyridyl)(8-hydropteridin-8-yl))ethyl](4-fluorophenyl)carboxamide;

[0051] N-[2-(2-{{(3,4-dichlorophenyl)methyl}amino}-6-(4-methoxyphenyl)-7-oxo(8-hydropteridin-8-yl))ethyl]-4-pyridylcarboxamide;

[0052] (2E)-N-[2-(2-{{(3,4-dichlorophenyl)methyl}amino}-6-(4-methoxyphenyl)-7-oxo(8-hydropteridin-8-yl))ethyl]but-2-enamide;

[0053] N-[2-(2-{{(3,4-dichlorophenyl)methyl}amino}-6-(4-methoxyphenyl)-7-oxo-8-hydropteridin-8-yl)ethyl]carboxamide;

[0054] N-[2-(2-{{(3,4-dichlorophenyl)methyl}amino}-6-(4-methoxyphenyl)-7-oxo(8-hydropteridin-8-yl))ethyl](3-fluorophenyl)carboxamide;

[0055] N-[2-(2-{{(4-chloro-3-fluorophenyl)methyl}amino}-6-(4-methoxyphenyl)-7-oxo-8-hydropteridin-8-yl)ethyl]acetamide;

[0056] N-[2-(2-{{(3-chloro-4-fluorophenyl)methyl}amino}-6-(4-methoxyphenyl)-7-oxo-8-hydropteridin-8-yl)ethyl]acetamide;

[0057] N-[2-(2-{{(3-chloro-4-fluorophenyl)methyl}amino}-6-(4-chlorophenyl)-7-oxo-8-hydropteridin-8-yl)ethyl]acetamide;

[0058] N-[2-(2-{{(3,4-dichlorophenyl)methyl}amino}-7-oxo-6-(3-pyridyl)-8-hydropteridin-8-yl)ethyl]carboxamide;

[0059] N-[2-(2-{{(3,4-dichlorophenyl)methyl}amino}-7-oxo-8-hydropteridin-8-yl)ethyl]carboxamide; and

[0060] N-[2-(2-{{(3,4-dichlorophenyl)methyl}amino}-6-(6-methoxy(3-pyridyl))-7-oxo-8-hydropteridin-8-yl)ethyl]acetamide.

DETAILED DESCRIPTION OF THE INVENTION

Definitions and General Parameters

[0061] As used in the present specification, the following words and phrases are generally intended to have the meanings as set forth below, except to the extent that the context in which they are used indicates otherwise.

[0062] The term "alkyl" refers to a monoradical branched or unbranched saturated hydrocarbon chain having 1, 2, 3, 4, 5, 6, 7, 8, 9, 10, 11, 12, 13, 14, 15, 16, 17, 18, 19 or 20 carbon atoms. This term is exemplified by groups such as methyl, ethyl, n-propyl, iso-propyl, n-butyl, iso-butyl, t-butyl, n-hexyl, n-decyl, tetradecyl, and the like.

[0063] The term "substituted alkyl" refers to:

- 1) an alkyl group as defined above, having 1, 2, 3, 4 or 5 substituents, preferably 1 to 3 substituents, selected from the group consisting of alkenyl, alkynyl, alkoxy, cycloalkyl, cycloalkenyl, acyl, acylamino, acyloxy, amino, aminocarbonyl, alkoxycarbonylamino, azido, cyano, halogen, hydroxy, keto, thiocarbonyl, carboxy, carboxyalkyl, arylthio, heteroarylthio, heterocyclylthio, thiol, alkylthio, aryl, aryloxy, heteroaryl, aminosulfonyl, aminocarbonylamino, heteroaryloxy, heterocyclyl, heterocycloxy, hydroxyamino, alkoxyamino, nitro, -SO-alkyl, -SO-aryl, -SO-heteroaryl, -SO₂-alkyl, SO₂-aryl and -SO₂-heteroaryl. Unless otherwise constrained by the definition, all substituents may optionally be further substituted by 1, 2, or 3 substituents chosen from alkyl, carboxy, carboxyalkyl, aminocarbonyl, hydroxy, alkoxy, halogen, CF₃, amino, substituted amino, cyano, and -S(O)_nR, where R is alkyl, aryl, or heteroaryl and n is 0, 1 or 2; or
- 2) an alkyl group as defined above that is interrupted by 1-10 atoms independently chosen from oxygen, sulfur and NR_a-, where R_a is chosen from hydrogen, alkyl, cycloalkyl, alkenyl, cycloalkenyl, alkynyl, aryl, heteroaryl and heterocyclyl. All substituents may be optionally further substituted by alkyl, alkoxy, halogen, CF₃, amino, substituted amino, cyano, or -S(O)_nR, in which R is alkyl, aryl, or heteroaryl and n is 0, 1 or 2; or
- 3) an alkyl group as defined above that has both 1, 2, 3, 4 or 5 substituents as defined above and is also interrupted by 1-10 atoms as defined above.

[0064] The term "lower alkyl" refers to a monoradical branched or unbranched saturated hydrocarbon chain having 1, 2, 3, 4, 5, or 6 carbon atoms. This term is exemplified by groups such as methyl, ethyl, n-propyl, iso-propyl, n-butyl, iso-butyl, t-butyl, n-hexyl, and the like.

[0065] The term "substituted lower alkyl" refers to lower alkyl as defined above having 1 to 5 substituents, preferably 1, 2, or 3 substituents, as defined for substituted alkyl, or a lower alkyl group as defined above that is interrupted by 1, 2, 3, 4, or 5 atoms as defined for substituted alkyl, or a lower alkyl group as defined above that has both 1, 2,

3, 4 or 5 substituents as defined above and is also interrupted by 1, 2, 3, 4, or 5 atoms as defined above.

[0066] The term "alkylene" refers to a diradical of a branched or unbranched saturated hydrocarbon chain, having 1, 2, 3, 4, 5, 6, 7, 8, 9, 10, 11, 12, 13, 14, 15, 16, 17, 18, 19 or 20 carbon atoms, preferably 1-10 carbon atoms, more preferably 1, 2, 3, 4, 5 or 6 carbon atoms. This term is exemplified by groups such as methylene ($-\text{CH}_2-$), ethylene ($-\text{CH}_2\text{CH}_2-$), the propylene isomers (e.g., $-\text{CH}_2\text{CH}_2\text{CH}_2-$ and $-\text{CH}(\text{CH}_3)\text{CH}_2-$) and the like.

[0067] The term "lower alkylene" refers to a diradical of a branched or unbranched saturated hydrocarbon chain, preferably having from 1, 2, 3, 4, 5, or 6 carbon atoms.

[0068] The term "lower alkylene" refers to a diradical of a branched or unbranched saturated hydrocarbon chain, preferably having from 1, 2, 3, 4, 5, or 6 carbon atoms.

[0069] The term "substituted alkylene" refers to:

- (1) an alkylene group as defined above having 1, 2, 3, 4, or 5 substituents selected from the group consisting of alkyl, alkenyl, alkynyl, alkoxy, cycloalkyl, cycloalkenyl, acyl, acylamino, acyloxy, amino, aminocarbonyl, alkoxycarbonylamino, azido, cyano, halogen, hydroxy, keto, thiocarbonyl, carboxy, carboxyalkyl, arylthio, heteroarylthio, heterocyclylthio, thiol, alkylthio, aryl, aryloxy, heteroaryl, aminosulfonyl, aminocarbonylamino, heteroaryloxy, heterocyclyl, heterocycloxy, hydroxyamino, alkoxyamino, nitro, $-\text{SO}-\text{alkyl}$, $-\text{SO}-\text{aryl}$, $-\text{SO}-\text{heteroaryl}$, $-\text{SO}_2-\text{alkyl}$, SO_2-aryl and $-\text{SO}_2-\text{heteroaryl}$. Unless otherwise constrained by the definition, all substituents may optionally be further substituted by 1, 2, or 3 substituents chosen from alkyl, carboxy, carboxyalkyl, aminocarbonyl, hydroxy, alkoxy, halogen, CF_3 , amino, substituted amino, cyano, and $-\text{S}(\text{O})_n\text{R}$, where R is alkyl, aryl, or heteroaryl and n is 0, 1 or 2; or
- (2) an alkylene group as defined above that is interrupted by 1-20 atoms independently chosen from oxygen, sulfur and NR_a , where R_a is chosen from hydrogen, optionally substituted alkyl, cycloalkyl, cycloalkenyl, aryl, heteroaryl

and heterocycyl, or groups selected from carbonyl, carboxyester, carboxyamide and sulfonyl; or

- (3) an alkylene group as defined above that has both 1, 2, 3, 4 or 5 substituents as defined above and is also interrupted by 1-20 atoms as defined above.

Examples of substituted alkylenes are chloromethylene (-CH(Cl)-), aminoethylene (-CH(NH₂)CH₂-), methylaminoethylene (-CH(NHMe)CH₂-), 2-carboxypropylene isomers(-CH₂CH(CO₂H)CH₂-), ethoxyethyl (-CH₂CH₂O-CH₂CH₂-), ethylmethylaminoethyl (-CH₂CH₂N(CH₃)CH₂CH₂-), 1-ethoxy-2-(2-ethoxy-ethoxy)ethane (-CH₂CH₂O-CH₂CH₂-OCH₂CH₂-OCH₂CH₂-), and the like.

[0070] The term "aralkyl" refers to an aryl group covalently linked to an alkylene group, where aryl and alkylene are defined herein. "Optionally substituted aralkyl" refers to an optionally substituted aryl group covalently linked to an optionally substituted alkylene group. Such aralkyl groups are exemplified by benzyl, phenylethyl, 3-(4-methoxyphenyl)propyl, and the like.

[0071] The term "alkoxy" refers to the group R-O-, where R is optionally substituted alkyl or optionally substituted cycloalkyl, or R is a group -Y-Z, in which Y is optionally substituted alkylene and Z is optionally substituted alkenyl, optionally substituted alkynyl; or optionally substituted cycloalkenyl, where alkyl, alkenyl, alkynyl, cycloalkyl and cycloalkenyl are as defined herein. Preferred alkoxy groups are optionally substituted alkyl-O- and include, by way of example, methoxy, ethoxy, n-propoxy, iso-propoxy, n-butoxy, tert-butoxy, sec-butoxy, n-pentoxy, n-hexoxy, 1,2-dimethylbutoxy, trifluoromethoxy, and the like.

[0072] The term "alkylthio" refers to the group R-S-, where R is as defined for alkoxy.

[0073] The term "alkenyl" refers to a monoradical of a branched or unbranched unsaturated hydrocarbon group preferably having from 2 to 20 carbon atoms, more preferably 2 to 10 carbon atoms and even more preferably 2 to 6 carbon atoms and having 1-6, preferably 1, double bond (vinyl). Preferred alkenyl groups include ethenyl or vinyl (-CH=CH₂), 1-propylene or allyl (-CH₂CH=CH₂), isopropylene (-C(CH₃)=CH₂), bicyclo[2.2.1]heptene, and the like. In the event that alkenyl is attached

to nitrogen, the double bond cannot be alpha to the nitrogen.

[0074] The term "lower alkenyl" refers to alkenyl as defined above having from 2 to 6 carbon atoms.

[0075] The term "substituted alkenyl" refers to an alkenyl group as defined above having 1, 2, 3, 4 or 5 substituents, and preferably 1, 2, or 3 substituents, selected from the group consisting of alkyl, alkenyl, alkynyl, alkoxy, cycloalkyl, cycloalkenyl, acyl, acylamino, acyloxy, amino, aminocarbonyl, alkoxycarbonylamino, azido, cyano, halogen, hydroxy, keto, thiocarbonyl, carboxy, carboxyalkyl, arylthio, heteroarylthio, heterocyclylthio, thiol, alkylthio, aryl, aryloxy, heteroaryl, aminosulfonyl, aminocarbonylamino, heteroaryloxy, heterocyclyl, heterocyclooxy, hydroxyamino, alkoxyamino, nitro, -SO-alkyl, -SO-aryl, -SO-heteroaryl, -SO₂-alkyl, SO₂-aryl and -SO₂-heteroaryl. Unless otherwise constrained by the definition, all substituents may optionally be further substituted by 1, 2, or 3 substituents chosen from alkyl, carboxy, carboxyalkyl, aminocarbonyl, hydroxy, alkoxy, halogen, CF₃, amino, substituted amino, cyano, and -S(O)_nR, where R is alkyl, aryl, or heteroaryl and n is 0, 1 or 2.

[0076] The term "alkynyl" refers to a monoradical of an unsaturated hydrocarbon, preferably having from 2 to 20 carbon atoms, more preferably 2 to 10 carbon atoms and even more preferably 2 to 6 carbon atoms and having at least 1 and preferably from 1-6 sites of acetylene (triple bond) unsaturation. Preferred alkynyl groups include ethynyl, (-C≡CH), propargyl (or prop-1-yn-3-yl, -CH₂C≡CH), and the like. In the event that alkynyl is attached to nitrogen, the triple bond cannot be alpha to the nitrogen.

[0077] The term "substituted alkynyl" refers to an alkynyl group as defined above having 1, 2, 3, 4 or 5 substituents, and preferably 1, 2, or 3 substituents, selected from the group consisting of alkyl, alkenyl, alkynyl, alkoxy, cycloalkyl, cycloalkenyl, acyl, acylamino, acyloxy, amino, aminocarbonyl, alkoxycarbonylamino, azido, cyano, halogen, hydroxy, keto, thiocarbonyl, carboxy, carboxyalkyl, arylthio, heteroarylthio, heterocyclylthio, thiol, alkylthio, aryl, aryloxy, heteroaryl, aminosulfonyl, aminocarbonylamino, heteroaryloxy, heterocyclyl, heterocyclooxy, hydroxyamino, alkoxyamino, nitro, -SO-alkyl, -SO-aryl, -SO-heteroaryl, -SO₂-alkyl, SO₂-aryl and -SO₂-heteroaryl. Unless otherwise constrained by the definition, all substituents may optionally be further substituted by 1, 2, or 3 substituents chosen from alkyl, carboxy,

carboxyalkyl, aminocarbonyl, hydroxy, alkoxy, halogen, CF₃, amino, substituted amino, cyano, and -S(O)_nR, where R is alkyl, aryl, or heteroaryl and n is 0, 1 or 2.

[0078] The term "aminocarbonyl" refers to the group -C(O)NRR where each R is independently hydrogen, alkyl, aryl, heteroaryl, heterocyclyl or where both R groups are joined to form a heterocyclic group (e.g., morpholino). Unless otherwise constrained by the definition, all substituents may optionally be further substituted by 1-3 substituents chosen from alkyl, carboxy, carboxyalkyl, aminocarbonyl, hydroxy, alkoxy, halogen, CF₃, amino, substituted amino, cyano, and -S(O)_nR, where R is alkyl, aryl, or heteroaryl and n is 0, 1 or 2.

[0079] The term "acylamino" refers to the group -NRC(O)R where each R is independently hydrogen, alkyl, aryl, heteroaryl, or heterocyclyl. Unless otherwise constrained by the definition, all substituents may optionally be further substituted by 1-3 substituents chosen from alkyl, carboxy, carboxyalkyl, aminocarbonyl, hydroxy, alkoxy, halogen, CF₃, amino, substituted amino, cyano, and -S(O)_nR, where R is alkyl, aryl, or heteroaryl and n is 0, 1 or 2.

[0080] The term "acyloxy" refers to the groups -O(O)C-alkyl, -O(O)C-cycloalkyl, -O(O)C-aryl, -O(O)C-heteroaryl, and -O(O)C-heterocyclyl. Unless otherwise constrained by the definition, all substituents may be optionally further substituted by alkyl, carboxy, carboxyalkyl, aminocarbonyl, hydroxy, alkoxy, halogen, CF₃, amino, substituted amino, cyano, or -S(O)_nR, where R is alkyl, aryl, or heteroaryl and n is 0, 1 or 2.

[0081] The term "aryl" refers to an aromatic carbocyclic group of 6 to 20 carbon atoms having a single ring (e.g., phenyl) or multiple rings (e.g., biphenyl), or multiple condensed (fused) rings (e.g., naphthyl or anthryl). Preferred aryls include phenyl, naphthyl and the like.

[0082] The term "arylene" refers to a diradical of an aryl group as defined above. This term is exemplified by groups such as 1,4-phenylene, 1,3-phenylene, 1,2-phenylene, 1,4'-biphenylene, and the like.

[0083] Unless otherwise constrained by the definition for the aryl or arylene substituent, such aryl or arylene groups can optionally be substituted with from 1 to 5

substituents, preferably 1 to 3 substituents, selected from the group consisting of alkyl, alkenyl, alkynyl, alkoxy, cycloalkyl, cycloalkenyl, acyl, acylamino, acyloxy, amino, aminocarbonyl, alkoxy-carbonylamino, azido, cyano, halogen, hydroxy, keto, thiocarbonyl, carboxy, carboxyalkyl, arylthio, heteroarylthio, heterocyclylthio, thiol, alkylthio, aryl, aryloxy, heteroaryl, aminosulfonyl, aminocarbonylamino, heteroaryloxy, heterocyclyl, heterocycloxy, hydroxyamino, alkoxyamino, nitro, -SO-alkyl, -SO-aryl, -SO-heteroaryl, -SO₂-alkyl, SO₂-aryl and -SO₂-heteroaryl. Unless otherwise constrained by the definition, all substituents may optionally be further substituted by 1-3 substituents chosen from alkyl, carboxy, carboxyalkyl, aminocarbonyl, hydroxy, alkoxy, halogen, CF₃, amino, substituted amino, cyano, and -S(O)_nR, where R is alkyl, aryl, or heteroaryl and n is 0, 1 or 2.

[0084] The term "aryloxy" refers to the group aryl-O- wherein the aryl group is as defined above, and includes optionally substituted aryl groups as also defined above. The term "arylthio" refers to the group R-S-, where R is as defined for aryl.

[0085] The term "amino" refers to the group -NH₂.

[0086] The term "substituted amino" refers to the group -NRR where each R is independently selected from the group consisting of hydrogen, alkyl, cycloalkyl, carboxyalkyl (for example, benzyloxycarbonyl), aryl, heteroaryl and heterocyclyl provided that both R groups are not hydrogen, or a group -Y-Z, in which Y is optionally substituted alkylene and Z is alkenyl, cycloalkenyl, or alkynyl. Unless otherwise constrained by the definition, all substituents may optionally be further substituted by 1-3 substituents chosen from alkyl, carboxy, carboxyalkyl, aminocarbonyl, hydroxy, alkoxy, halogen, CF₃, amino, substituted amino, cyano, and -S(O)_nR, where R is alkyl, aryl, or heteroaryl and n is 0, 1 or 2.

[0087] The term "carboxyalkyl" refers to the groups -C(O)O-alkyl or -C(O)O-cycloalkyl, where alkyl and cycloalkyl, are as defined herein, and may be optionally further substituted by alkyl, alkenyl, alkynyl, alkoxy, halogen, CF₃, amino, substituted amino, cyano, or -S(O)_nR, in which R is alkyl, aryl, or heteroaryl and n is 0, 1 or 2.

[0088] The term "cycloalkyl" refers to carbocyclic groups of from 3 to 20 carbon atoms having a single cyclic ring or multiple condensed rings. Such cycloalkyl groups

include, by way of example, single ring structures such as cyclopropyl, cyclobutyl, cyclopentyl, cyclooctyl, and the like, or multiple ring structures such as adamantanyl, bicyclo[2.2.1]heptane, 1,3,3-trimethylbicyclo[2.2.1]hept-2-yl, (2,3,3-trimethylbicyclo[2.2.1]hept-2-yl), or carbocyclic groups to which is fused an aryl group, for example indane, and the like.

[0089] The term "substituted cycloalkyl" refers to cycloalkyl groups having 1, 2, 3, 4 or 5 substituents, and preferably 1, 2, or 3 substituents, selected from the group consisting of alkyl, alkenyl, alkynyl, alkoxy, cycloalkyl, cycloalkenyl, acyl, acylamino, acyloxy, amino, aminocarbonyl, alkoxycarbonylamino, azido, cyano, halogen, hydroxy, keto, thiocarbonyl, carboxy, carboxyalkyl, arylthio, heteroarylthio, heterocyclylthio, thiol, alkylthio, aryl, aryloxy, heteroaryl, aminosulfonyl, aminocarbonylamino, heteroaryloxy, heterocyclyl, heterocycloxy, hydroxyamino, alkoxyamino, nitro, -SO-alkyl, -SO-aryl, -SO-heteroaryl, -SO₂-alkyl, SO₂-aryl and -SO₂-heteroaryl. Unless otherwise constrained by the definition, all substituents may optionally be further substituted by 1, 2, or 3 substituents chosen from alkyl, carboxy, carboxyalkyl, aminocarbonyl, hydroxy, alkoxy, halogen, CF₃, amino, substituted amino, cyano, and -S(O)_nR, where R is alkyl, aryl, or heteroaryl and n is 0, 1 or 2.

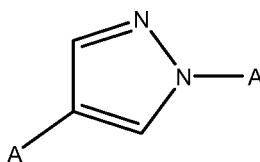
[0090] The term "halogen" or "halo" refers to fluoro, bromo, chloro, and iodo.

[0091] The term "acyl" denotes a group -C(O)R, in which R is hydrogen, optionally substituted alkyl, optionally substituted cycloalkyl, optionally substituted heterocyclyl, optionally substituted aryl, and optionally substituted heteroaryl.

[0092] The term "heteroaryl" refers to a radical derived from an aromatic cyclic group (i.e., fully unsaturated) having 1, 2, 3, 4, 5, 6, 7, 8, 9, 10, 11, 12, 13, 14, or 15 carbon atoms and 1, 2, 3 or 4 heteroatoms selected from oxygen, nitrogen and sulfur within at least one ring. Such heteroaryl groups can have a single ring (e.g., pyridyl or furyl) or multiple condensed rings (e.g., indoliziny, benzothiazolyl, or benzothienyl). Examples of heteroaryls include, but are not limited to, [1,2,4]oxadiazole, [1,3,4]oxadiazole, [1,2,4]thiadiazole, [1,3,4]thiadiazole, pyrrole, imidazole, pyrazole, pyridine, pyrazine, pyrimidine, pyridazine, indolizine, isoindole, indole, indazole, purine, quinolizine, isoquinoline, quinoline, phthalazine, naphthylpyridine, quinoxaline, quinazoline, cinnoline, pteridine, carbazole, carboline, phenanthridine, acridine, phenanthroline,

isothiazole, phenazine, isoxazole, phenoxazine, phenothiazine, imidazolidine, imidazoline, and the like as well as N-oxide and N-alkoxy derivatives of nitrogen containing heteroaryl compounds, for example pyridine-N-oxide derivatives.

[0093] The term "heteroarylene" refers to a diradical of a heteroaryl group as defined above. This term is exemplified by groups such as 2,5-imidazolene, 3,5-[1,2,4]oxadiazolene, 2,4-oxazolene, 1,4-pyrazolene, and the like. For example, 1,4-pyrazolene is:



where A represents the point of attachment.

[0094] Unless otherwise constrained by the definition for the heteroaryl or heteroarylene substituent, such heteroaryl or heterarylene groups can be optionally substituted with 1 to 5 substituents, preferably 1 to 3 substituents selected from the group consisting of alkyl, alkenyl, alkynyl, alkoxy, cycloalkyl, cycloalkenyl, acyl, acylamino, acyloxy, amino, aminocarbonyl, alkoxycarbonylamino, azido, cyano, halogen, hydroxy, keto, thiocarbonyl, carboxy, carboxyalkyl, arylthio, heteroarylthio, heterocyclylthio, thiol, alkylthio, aryl, aryloxy, heteroaryl, aminosulfonyl, aminocarbonylamino, heteroaryloxy, heterocyclyl, heterocycloxy, hydroxyamino, alkoxyamino, nitro, -SO-alkyl, -SO-aryl, -SO-heteroaryl, -SO₂-alkyl, SO₂-aryl and -SO₂-heteroaryl. Unless otherwise constrained by the definition, all substituents may optionally be further substituted by 1-3 substituents chosen from alkyl, carboxy, carboxyalkyl, aminocarbonyl, hydroxy, alkoxy, halogen, CF₃, amino, substituted amino, cyano, and -S(O)_nR, where R is alkyl, aryl, or heteroaryl and n is 0, 1 or 2.

[0095] The term "heteroaralkyl" refers to a heteroaryl group covalently linked to an alkylene group, where heteroaryl and alkylene are defined herein. "Optionally substituted heteroaralkyl" refers to an optionally substituted heteroaryl group covalently linked to an optionally substituted alkylene group. Such heteroaralkyl groups are

exemplified by 3-pyridylmethyl, quinolin-8-ylethyl, 4-methoxythiazol-2-ylpropyl, and the like.

[0096] The term "heteroaryloxy" refers to the group heteroaryl-O-.

[0097] The term "heterocyclyl" refers to a monoradical saturated or partially unsaturated group having a single ring or multiple condensed rings, having from 1 to 40 carbon atoms and from 1 to 10 hetero atoms, preferably 1, 2, 3 or 4 heteroatoms, selected from nitrogen, sulfur, phosphorus, and/or oxygen within the ring. Heterocyclic groups can have a single ring or multiple condensed rings, and include tetrahydrofuranyl, morpholino, piperidiny, piperazino, dihydropyridino, and the like.

[0098] Unless otherwise constrained by the definition for the heterocyclic substituent, such heterocyclic groups can be optionally substituted with 1, 2, 3, 4 or 5, and preferably 1, 2 or 3 substituents, selected from the group consisting of alkyl, alkenyl, alkynyl, alkoxy, cycloalkyl, cycloalkenyl, acyl, acylamino, acyloxy, amino, aminocarbonyl, alkoxy-carbonylamino, azido, cyano, halogen, hydroxy, keto, thiocarbonyl, carboxy, carboxyalkyl, arylthio, heteroarylthio, heterocyclylthio, thiol, alkylthio, aryl, aryloxy, heteroaryl, aminosulfonyl, aminocarbonylamino, heteroaryloxy, heterocyclyl, heterocycloxy, hydroxyamino, alkoxyamino, nitro, -SO-alkyl, -SO-aryl, -SO-heteroaryl, -SO₂-alkyl, SO₂-aryl and -SO₂-heteroaryl. Unless otherwise constrained by the definition, all substituents may optionally be further substituted by 1-3 substituents chosen from alkyl, carboxy, carboxyalkyl, aminocarbonyl, hydroxy, alkoxy, halogen, CF₃, amino, substituted amino, cyano, and -S(O)_nR, where R is alkyl, aryl, or heteroaryl and n is 0, 1 or 2.

[0099] The term "thiol" refers to the group -SH.

[0100] The term "substituted alkylthio" refers to the group -S-substituted alkyl.

[0101] The term "heteroarylthiol" refers to the group -S-heteroaryl wherein the heteroaryl group is as defined above including optionally substituted heteroaryl groups as also defined above.

[0102] The term "sulfoxide" refers to a group -S(O)R, in which R is alkyl, aryl, or heteroaryl. "Substituted sulfoxide" refers to a group -S(O)R, in which R is substituted

alkyl, substituted aryl, or substituted heteroaryl, as defined herein.

[0103] The term "sulfone" refers to a group $-S(O)_2R$, in which R is alkyl, aryl, or heteroaryl. "Substituted sulfone" refers to a group $-S(O)_2R$, in which R is substituted alkyl, substituted aryl, or substituted heteroaryl, as defined herein.

[0104] The term "keto" refers to a group $-C(O)-$.

[0105] The term "thiocarbonyl" refers to a group $-C(S)-$.

[0106] The term "carboxy" refers to a group $-C(O)-OH$.

[0107] "Optional" or "optionally" means that the subsequently described event or circumstance may or may not occur, and that the description includes instances where said event or circumstance occurs and instances in which it does not.

[0108] The term "compound of Formula I" is intended to encompass the compounds of the invention as disclosed, and the pharmaceutically acceptable salts, pharmaceutically acceptable esters, prodrugs, hydrates and polymorphs of such compounds.

Additionally, the compounds of the invention may possess one or more asymmetric centers, and can be produced as a racemic mixture or as individual enantiomers or diastereoisomers. The number of stereoisomers present in any given compound of Formula I depends upon the number of asymmetric centers present (there are 2^n stereoisomers possible where n is the number of asymmetric centers). The individual stereoisomers may be obtained by resolving a racemic or non-racemic mixture of an intermediate at some appropriate stage of the synthesis, or by resolution of the compound of Formula I by conventional means. The individual stereoisomers (including individual enantiomers and diastereoisomers) as well as racemic and non-racemic mixtures of stereoisomers are encompassed within the scope of the present invention, all of which are intended to be depicted by the structures of this specification unless otherwise specifically indicated.

[0109] "Isomers" are different compounds that have the same molecular formula.

[0110] "Stereoisomers" are isomers that differ only in the way the atoms are arranged in space.

[0111] "Enantiomers" are a pair of stereoisomers that are non-superimposable mirror images of each other. A 1:1 mixture of a pair of enantiomers is a "racemic" mixture. The term "(±)" is used to designate a racemic mixture where appropriate.

[0112] "Diastereoisomers" are stereoisomers that have at least two asymmetric atoms, but which are not mirror-images of each other.

[0113] The absolute stereochemistry is specified according to the Cahn-Ingold-Prelog R-S system. When the compound is a pure enantiomer the stereochemistry at each chiral carbon may be specified by either R or S. Resolved compounds whose absolute configuration is unknown are designated (+) or (-) depending on the direction (dextro- or laevorotary) which they rotate the plane of polarized light at the wavelength of the sodium D line.

[0114] "Parenteral administration" is the systemic delivery of the therapeutic agent via injection to the patient.

[0115] The term "therapeutically effective amount" refers to that amount of a compound of Formula I that is sufficient to effect treatment, as defined below, when administered to a mammal in need of such treatment. The therapeutically effective amount will vary depending upon the specific activity of the therapeutic agent being used, and the age, physical condition, existence of other disease states, and nutritional status of the patient. Additionally, other medication the patient may be receiving will effect the determination of the therapeutically effective amount of the therapeutic agent to administer.

[0116] The term "treatment" or "treating" means any treatment of a disease in a mammal, including:

- (i) preventing the disease, that is, causing the clinical symptoms of the disease not to develop;
- (ii) inhibiting the disease, that is, arresting the development of clinical symptoms; and/or
- (iii) relieving the disease, that is, causing the regression of clinical symptoms.

[0117] In many cases, the compounds of this invention are capable of forming acid and/or base salts by virtue of the presence of amino and/or carboxyl groups or groups similar thereto. The term "pharmaceutically acceptable salt" refers to salts that retain the biological effectiveness and properties of the compounds of Formula I and which are not biologically or otherwise undesirable. Pharmaceutically acceptable base addition salts can be prepared from inorganic and organic bases. Salts derived from inorganic bases, include by way of example only, sodium, potassium, lithium, ammonium, calcium and magnesium salts. Salts derived from organic bases include, but are not limited to, salts of primary, secondary and tertiary amines, such as alkyl amines, dialkyl amines, trialkyl amines, substituted alkyl amines, di(substituted alkyl) amines, tri(substituted alkyl) amines, alkenyl amines, dialkenyl amines, trialkenyl amines, substituted alkenyl amines, di(substituted alkenyl) amines, tri(substituted alkenyl) amines, cycloalkyl amines, di(cycloalkyl) amines, tri(cycloalkyl) amines, substituted cycloalkyl amines, disubstituted cycloalkyl amine, trisubstituted cycloalkyl amines, cycloalkenyl amines, di(cycloalkenyl) amines, tri(cycloalkenyl) amines, substituted cycloalkenyl amines, disubstituted cycloalkenyl amine, trisubstituted cycloalkenyl amines, aryl amines, diaryl amines, triaryl amines, heteroaryl amines, diheteroaryl amines, triheteroaryl amines, heterocyclic amines, diheterocyclic amines, triheterocyclic amines, mixed di- and tri-amines where at least two of the substituents on the amine are different and are selected from the group consisting of alkyl, substituted alkyl, alkenyl, substituted alkenyl, cycloalkyl, substituted cycloalkyl, cycloalkenyl, substituted cycloalkenyl, aryl, heteroaryl, heterocyclic, and the like. Also included are amines where the two or three substituents, together with the amino nitrogen, form a heterocyclic or heteroaryl group.

[0118] Specific examples of suitable amines include, by way of example only, isopropylamine, trimethyl amine, diethyl amine, tri(iso-propyl) amine, tri(n-propyl) amine, ethanolamine, 2-dimethylaminoethanol, tromethamine, lysine, arginine, histidine, caffeine, procaine, hydrabamine, choline, betaine, ethylenediamine, glucosamine, N-alkylglucamines, theobromine, purines, piperazine, piperidine, morpholine, N-ethylpiperidine, and the like.

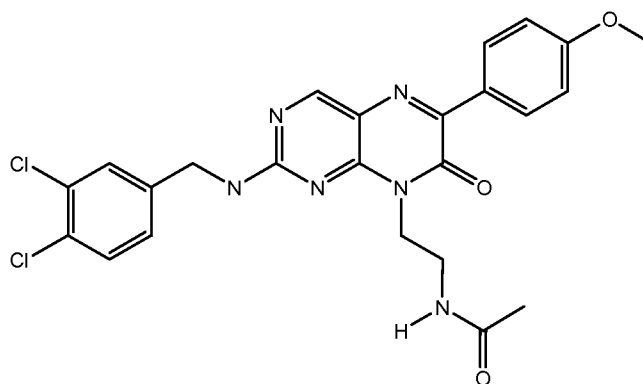
[0119] Pharmaceutically acceptable acid addition salts may be prepared from inorganic and organic acids. Salts derived from inorganic acids include hydrochloric acid,

hydrobromic acid, sulfuric acid, nitric acid, phosphoric acid, and the like. Salts derived from organic acids include acetic acid, propionic acid, glycolic acid, pyruvic acid, oxalic acid, malic acid, malonic acid, succinic acid, maleic acid, fumaric acid, tartaric acid, citric acid, benzoic acid, cinnamic acid, mandelic acid, methanesulfonic acid, ethanesulfonic acid, p-toluene-sulfonic acid, salicylic acid, and the like.

[0120] As used herein, "pharmaceutically acceptable carrier" includes any and all solvents, dispersion media, coatings, antibacterial and antifungal agents, isotonic and absorption delaying agents and the like. The use of such media and agents for pharmaceutically active substances is well known in the art. Except insofar as any conventional media or agent is incompatible with the active ingredient, its use in the therapeutic compositions is contemplated. Supplementary active ingredients can also be incorporated into the compositions.

Nomenclature

[0121] The naming and numbering of the compounds of the invention is illustrated with a representative compound of Formula I in which W is nitrogen, Y is methylene, R¹ is 2-(acetylamino)ethyl, R² is 3,4-dichlorophenyl, and R³ is 4-methoxyphenyl,



which is named:

N-[2-(2-[(3,4-dichlorophenyl)methyl]amino)-6-(4-methoxyphenyl)-7-oxo-8-hydropteridin-8-yl)ethyl]acetamide.

Pharmaceutical Compositions

[0122] When selected as the SCD inhibitor, the compounds of Formula I are usually administered in the form of pharmaceutical compositions. This invention therefore provides pharmaceutical compositions that contain, as the active ingredient, one or more of the compounds of Formula I, or a pharmaceutically acceptable salt or ester thereof, and one or more pharmaceutically acceptable excipients, carriers, including inert solid diluents and fillers, diluents, including sterile aqueous solution and various organic solvents, solubilizers and adjuvants. The compounds of Formula I may be administered alone or in combination with other therapeutic agents. Such compositions are prepared in a manner well known in the pharmaceutical art (see, e.g., Remington's Pharmaceutical Sciences, Mace Publishing Co., Philadelphia, PA 17th Ed. (1985) and "Modern Pharmaceutics", Marcel Dekker, Inc. 3rd Ed. (G.S. Banker & C.T. Rhodes, Eds.).

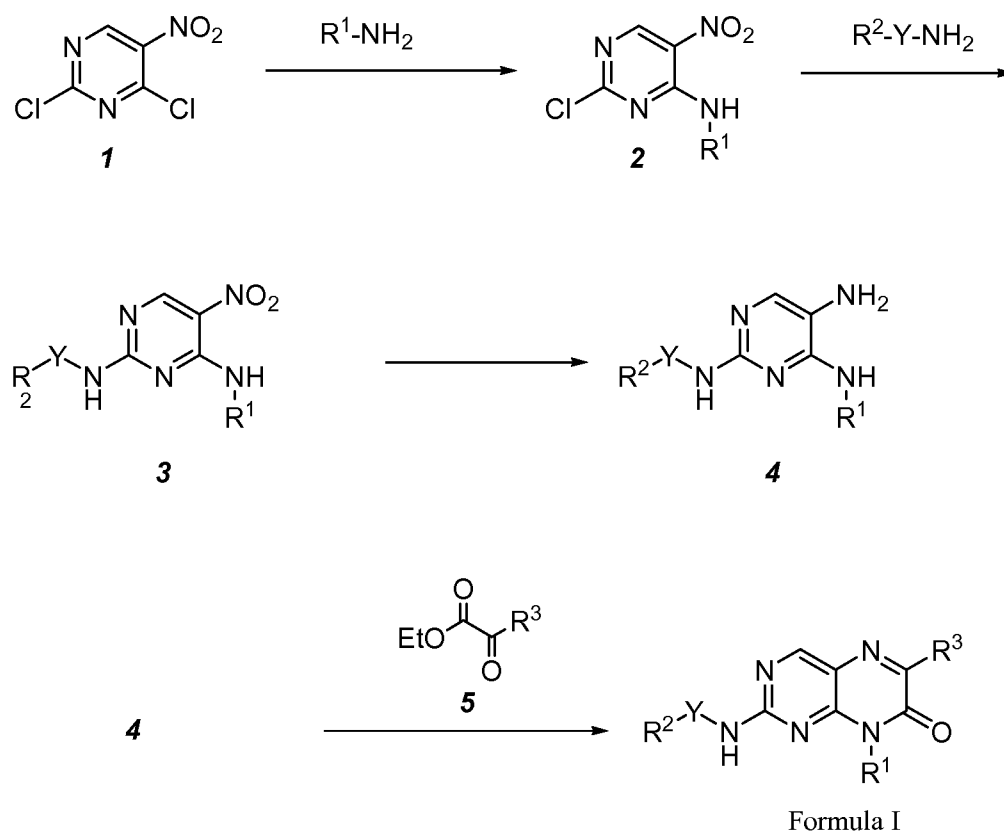
Synthetic Reaction Parameters

[0123] The terms "solvent", "inert organic solvent" or "inert solvent" mean a solvent inert under the conditions of the reaction being described in conjunction therewith [including, for example, benzene, toluene, acetonitrile, tetrahydrofuran ("THF"), dimethylformamide ("DMF"), chloroform, methylene chloride (or dichloromethane), diethyl ether, methanol, pyridine and the like]. Unless specified to the contrary, the solvents used in the reactions of the present invention are inert organic solvents, and the reactions are carried out under an inert gas, preferably nitrogen.

[0124] The term "q.s." means adding a quantity sufficient to achieve a stated function, e.g., to bring a solution to the desired volume (i.e., 100%).

Synthesis of the Compounds of Formula

[0125] One preferred method of preparing compounds of Formula I is shown in Reaction Scheme I.

REACTION SCHEME IStep 1 - Preparation of Formula (2)

[0126] The compound of formula (2) is made by replacing the chloro group adjacent to the nitro moiety on the commercially available formula (1) compound (3-nitropyridine or 5-nitropyrimidine) with a compound of formula R^1NH_2 in the presence of a base. The reaction is carried out in a dipolar aprotic solvent such as tetrahydrofuran (THF), acetone, or ethylacetate, and the like, at a temperature of around $-60^\circ C$ to around $-90^\circ C$, for about 30 minutes to an hour. The reaction mixture is then allowed to warm to room temperature with continued stirring, approximately 2 to 5 hours. When the

reaction is substantially complete, the product of formula (2) is isolated by conventional means, for example by removal of the solvent under reduced pressure, followed by chromatography of the residue on silica gel. Alternatively, the compound of formula (2) is used in the next step without purification.

Step 2 - Preparation of Formula (3)

[0127] The compound of formula (3) is made by replacing the remaining chloro group on the compound of formula (2) with a compound of formula R^2YNH_2 in the presence of a base. A similar procedure is used as described with respect to step 2, however, the reaction is conducted at a temperature of approximately 50°C to approximately 80°C for 12 to 24 hours. Alternatively, the reaction may be heated via microwave using a heating program such as a 4 minute ramp to 125°C followed by cooling to room temperature. When the reaction is substantially complete, the product of formula (3) may be isolated by conventional means but is typically used in the next step without purification.

Step 3 - Preparation of Formula (4)

[0128] The formula (3) nitro compound is then reduced to the corresponding amine analog, compound (4), via conventional reduction techniques. Suitable methods include, but are not limited to, reaction with $Na_2S_2O_4$ and Na_2CO_3 at a temperature ranging from 50°C to 80°C for 5 to 12 hours. After the reaction is allowed to cool to room temperature the product may be extracted by dilution with EtOAc followed by washing with saturated $NaHCO_3$ solution and brine. The combined organic phase can then be dried over $MgSO_4$ and concentrated to provide the compound of formula (4) in crude form which can be used in the next step without further purification.

[0129] Alternatively, the nitro group can be reduced by reaction with hydrazine and a Raney-Nickel catalyst. In this method, the nitro compound is placed in a methanol solution to which the hydrazine is added. Then the reaction mixture is heated to approximately 50°C to 80°C and the Raney-Nickel catalyst gently added to insure even

and steady evolution of the nitrogen gas. The reaction proceeds for approximately 1 hour whereupon the reaction mixture is allowed to cool to room temperature, the catalyst filtered off, and the filter cake washed with methanol. The resulting solution may be concentrated and purified using conventional methods, i.e., chromatography using a methanol/dichloromethane gradient to provide the desired amine.

Step 4 - Preparation of Formula I

[0130] The final step in the synthesis involves the formation of the pyrimidine ring and the addition of the R^3 substituent. This is achieved by reacting the amino compound of formula (4) with an ethyl oxoacetate derivative having the desired R^3 moiety, i.e., a compound of formula (5). The compound of formula (4) is dissolved in 2% v/v AcOH in EtOH and then the compound of formula (5) is added. The reaction is stirred at 60°C to 90°C for 12 to 24 hours. The resulting suspension is cooled to room temperature and the final product extracted by the addition of a polar solvent such as methanol followed by filtration and washing with additional polar solvent. The compound of Formula I can then be dried under vacuum to remove any remaining solvent.

[0131] Alternatively, the pyrimidine ring can be formed by first dissolving the amino compound of formula (4) into acetonitrile followed by addition of a catalytic drop of acid, such as glacial acetic acid. The oxoacetate derivative is then added and the mixture heated for approximately 20 to 40 minutes in a microwave at 120°C. The reaction mixture may then be filtered, concentrated, and purified using column chromatography eluting with MeOH/dichloromethane gradient to provide the compound of Formula I.

Alternative Preparation - Secondary Modification of R^1

[0132] It will be appreciated that secondary modification may be made to the R^1 moiety after the compound of Formula I has been made. As was discussed in the R^1 heterocycles, this type of modification generally will involve the use of a protected terminal R^1 amino group. Once the protecting group is removed, the terminal R^1 amino group may be modified by reaction with any number of reactant allowing for the

addition of a desired R⁵ substituent.

[0133] In one type of secondary modification, the deprotected compound of Formula I is dissolved in the appropriate non-protic solvent, i.e., acetonitrile or the like, and then an acidic version of the desired R⁵ substituent, R⁶-C(O)-OH, is added to the reaction mixture followed by 2-(1H-benzotriazol-1-yl)-1,1,3,3-tetramethyluronium tetrafluoroborate (TBTU) and diisopropylethyleneamine. After briefly heating to approximately 50° to 70°C, the reaction mixture is cooled to room temperature and the precipitated end product filtered off and washed with additional solvent to provide the final product of Formula I.

[0134] In another example of secondary modification, after the deprotected compound of Formula I is dissolved in the appropriate non-protic solvent, i.e., acetonitrile, it is placed in a microwave vessel with methyl formate and heated at 135°C to 150°C for 15 to 30 minutes. Cooling and filtration will provide the desired end product.

[0135] In still another example of secondary modification, the deprotected compound of Formula I is dissolved in acetonitrile and dichloromethane. A base such as diisopropylethyleneamine is then added along with {1H}-pyrazole-1-hydroxamide hydrochloride. The reaction is heated at 30°C to 50°C for 15 to 30 minutes. Cooling and filtration will provide a compound of Formula I where in R⁴ is -C(NH)NH₂.

Utility Testing and Administration

[0136] The present invention relates to compounds, pharmaceutical compositions and methods of using the compounds and pharmaceutical compositions for the treatment and/or prevention of diseases mediated by SCD. The methods and pharmaceutical compositions are particularly suitable for use in the treatment of diseases related to dyslipidemia and disorders of lipid metabolism, especially diseases related to elevated plasma lipid levels, such as cardiovascular disease, diabetes, obesity, metabolic syndrome and the like.

[0137] In general, the compounds of the invention find utility in the treatment of a patient for, or protecting a patient from developing, a disease related to dyslipidemia

and/or a disorder of lipid metabolism, wherein lipid levels in an animal, especially a human being, are outside the normal range (i.e., abnormal lipid level, such as elevated plasma lipid levels), preferably where said lipid is a fatty acid, such as a free or complexed fatty acid, triglycerides, phospholipids, or cholesterol, such as where LDL-cholesterol levels are elevated or HDL-cholesterol levels are reduced, or any combination of these, where said lipid-related condition or disease is an SCD-mediated disease or condition, comprising administering to an animal, such as a mammal, especially a human patient, a therapeutically effective amount of a compound of the invention or a pharmaceutical composition comprising a compound of the invention wherein the compound inhibits the activity of SCD.

[0138] The general value of the compounds of the invention in inhibiting the activity of SCD can be determined using the assay described below in Example 14. Additionally, the general value of the compounds in treating disorders and diseases may be established in industry standard animal models for demonstrating the efficacy of compounds in treating obesity, diabetes or abnormal triglyceride or cholesterol levels or for improving glucose tolerance.

Utility

[0139] The compounds of the instant invention are inhibitors of SCD and are useful for treating diseases and disorders in humans and other organisms, including all those human diseases and disorders which are the result of aberrant SCD biological activity or which may be ameliorated by inhibition of SCD biological activity.

[0140] As defined herein, an SCD-mediated disease or condition includes but is not limited to a disease or condition which is, or is related to, cardiovascular disease, dyslipidemias, coronary artery disease, atherosclerosis, heart disease, cerebrovascular disease (including, but not limited, to stroke, ischemic stroke and transient ischemic attack (TIA), peripheral vascular disease, and ischemic retinopathy.

[0141] Dyslipidemia, as used herein, includes, but is not limited to, disorders related to the serum levels of triglycerides, i.e., hypertriglyceridemia, LDL, VLDL, and/or HDL, cholesterol, and total cholesterol. Dyslipidemia also includes disorders related to the

fatty acid Desaturation Index (e.g. the ratio of 18:1/18:0 fatty acids. Disorders relation polyunsaturated fatty acid (PUFA) are also included as are cholesterol disorders such as familial combined hyperlipidemia and those disorders involving defective reverse cholesterol transport.

[0142] SCD-mediated diseases or conditions relating to hypertriglyceridemia, include but are not limited to, hyperlipoproteinemias, familial histiocytic reticulosis, lipoprotein lipase deficiency, apolipoprotein deficiency (such as ApoCII deficiency or ApoE deficiency), and the like, or hypertriglyceridemia of unknown or unspecified etiology.

[0143] Metabolic syndrome and Syndrome X are also within the scope of the term "SCD-mediated disease" including all of the various component condition that make up the syndromes such as, but not limited to, dyslipidemia, low HDL, obesity, insulin resistance, decreased glucose tolerance, hypertension, microalbuminemia, hyperuricaemia, and hypercoagulability, diabetes, non-insulin-dependent diabetes mellitus, Type I diabetes, Type II diabetes, diabetic complications, body weight disorders such as overweight, cachexia and anorexia, and body mass index and leptin related diseases.

[0144] As used herein, the term "metabolic syndrome" is a recognized clinical term used to describe a condition comprising combinations of Type II diabetes, impaired glucose tolerance, insulin resistance, hypertension, obesity, increased abdominal girth, hypertriglyceridemia, low HDL, hyperuricaemia, hypercoagulability and/or microalbuminemia.

[0145] An SCD-mediated disease or condition also includes various hepatic conditions such as hepatitis, hepatic steatosis, hepatic fibrosis, hepatic cirrhosis, non-alcoholic hepatitis, non-alcoholic steatohepatitis (NASH), alcoholic hepatitis, fatty liver, acute fatty liver, fatty liver of pregnancy, drug-induced hepatitis, erythrohepatic protoporphyria, iron overload disorders, hereditary hemochromatosis, hepatoma and conditions related thereto.

[0146] Various skin and mucosal tissue disorders fall within the scope of an SCD-mediated disease or condition including, but not limited to, eczema, acne, psoriasis, keloid scar formation or prevention, diseases related to production or secretions from

mucous membranes, such as monounsaturated fatty acids, wax esters, and the like. Inflammation, sinusitis, asthma, pancreatitis, osteoarthritis, rheumatoid arthritis, cystic fibrosis, and pre-menstrual syndrome may also be considered SCD-mediated diseases or conditions as may diseases or conditions which is, or is related to cancer, neoplasia, malignancy, metastases, tumors (benign or malignant), carcinogenesis, hepatomas and the like. SCD-mediated diseases or conditions also include diseases or conditions which are, or are related to, neurological diseases, psychiatric disorders, multiple sclerosis, eye diseases, and immune disorders. An SCD-mediated disease or condition also includes a disease or condition which is, or is related to, viral diseases or infections.

[0147] An SCD-mediated disease or condition also includes a condition where increasing lean body mass or lean muscle mass is desired, such as is desirable in enhancing performance through muscle building. Myopathies and lipid myopathies such as carnitine palmitoyltransferase deficiency (CPT I or CPT II) are also included herein. Such treatments are useful in humans and in animal husbandry, including for administration to bovine, porcine or avian domestic animals or any other animal to reduce triglyceride production and/or provide leaner meat products and/or healthier animals.

Testing

[0148] The identification of compounds of the invention as SCD inhibitors was readily accomplished using the SCD enzyme and microsomal assay procedure described in Talamo and Bloch (1969) *Analytical Biochemistry* 29:300-304. When tested in this assay, compounds of the invention had less than 50% remaining SCD activity at 10 μ M concentration of the test compound, preferably less than 40% remaining SCD activity at 10 μ M concentration of the test compound, more preferably less than 30% remaining SCD activity at 10 μ M concentration of the test compound, and even more preferably less than 20% remaining SCD activity at 10 μ M concentration of the test compound, thereby demonstrating that the compounds of the invention are potent inhibitors of SCD activity.

[0149] Other methods of testing the compounds disclosed herein are also readily available to those skilled in the art. Thus, in addition, said contacting may be accomplished in vivo. In one such embodiment, said contacting in step (a) is accomplished by administering said chemical agent to an animal afflicted with a triglyceride (TG)- or very low density lipoprotein (VLDL)-related disorder and subsequently detecting a change in plasma triglyceride level in said animal thereby identifying a therapeutic agent useful in treating a triglyceride (TG)- or very low density lipoprotein (VLDL)-related disorder. In such embodiment, the animal may be a human, such as a human patient afflicted with such a disorder and in need of treatment of said disorder.

[0150] In specific embodiments of such in vivo processes, said change in SCD activity in said animal is a decrease in activity, preferably wherein said SCD modulating agent does not substantially inhibit the biological activity of a $\Delta 5$ desaturase, $\Delta 6$ desaturase, or fatty acid synthetase.

[0151] The model systems useful for compound evaluation may include, but not limited to, the use of liver microsomes, such as from mice that have been maintained on a high carbohydrate or high-fat diet, or from human donors, including persons suffering from obesity. Immortalized cell lines, such as HepG2 (from human liver), MCF-7 (from human breast cancer) and 3T3-L1 (from mouse adipocytes) may also be used. Primary cell lines, such as primary hepatocytes and adipocytes, are also useful in testing the compounds of the invention. Where whole animals are used, mice used as a source of primary hepatocyte cells may also be used wherein the mice have been maintained on a high carbohydrate or high saturated fat diet to increase SCD activity in microsomes and/or to elevate plasma triglyceride levels (i.e., the 18:1/18:0 ratio); alternatively mice on a normal diet or mice with normal triglyceride levels may be used. Mouse models employing transgenic mice designed for hypertriglyceridemia are also available. Rabbits and hamsters are also useful as animal models, especially those expressing CETP (cholesterol ester transfer protein).

[0152] Another suitable method for determining the in vivo efficacy of the compounds of the invention is to indirectly measure their impact on inhibition of SCD enzyme by measuring a subject's Desaturation Index after administration of the compound.

"Desaturation Index" as employed in this specification means the ratio of the product over the substrate for the SCD enzyme as measured from a given tissue sample. This may be calculated using three different equations $18:1n-9/18:0$ (oleic acid over stearic acid); $16:1n-7/16:0$ (palmitoleic acid over palmitic acid); and/or $16:1n-7+18:1n-7/16:0$ (measuring all reaction products of 16:0 desaturation over 16:0 substrate). Desaturation Index is primarily measured in liver or plasma triglycerides, but may also be measured in other selected lipid fractions from a variety of tissues.

Administration

[0153] The compounds of Formula I may be administered in either single or multiple doses by any of the accepted modes of administration of agents having similar utilities, for example as described in those patents and patent applications incorporated by reference, including buccal, intranasal, intra-arterial injection, intravenously, intraperitoneally, parenterally, intramuscularly, subcutaneously, orally, or as an inhalant.

[0154] Oral administration is the preferred route for administration of the compounds of Formula I. Administration may be via capsule or enteric coated tablets, or the like. In making the pharmaceutical compositions that include at least one compound of Formula I, the active ingredient is usually diluted by an excipient and/or enclosed within such a carrier that can be in the form of a capsule, sachet, paper or other container. When the excipient serves as a diluent, it can be a solid, semi-solid, or liquid material (as above), which acts as a vehicle, carrier or medium for the active ingredient. Thus, the compositions can be in the form of tablets, pills, powders, lozenges, sachets, cachets, elixirs, suspensions, emulsions, solutions, syrups, aerosols (as a solid or in a liquid medium), ointments containing, for example, up to 10% by weight of the active compound, soft and hard gelatin capsules, sterile injectable solutions, and sterile packaged powders.

[0155] Some examples of suitable excipients include lactose, dextrose, sucrose, sorbitol, mannitol, starches, gum acacia, calcium phosphate, alginates, tragacanth, gelatin, calcium silicate, microcrystalline cellulose, polyvinylpyrrolidone, cellulose,

sterile water, syrup, and methyl cellulose. The formulations can additionally include: lubricating agents such as talc, magnesium stearate, and mineral oil; wetting agents; emulsifying and suspending agents; preserving agents such as methyl- and propylhydroxy-benzoates; sweetening agents; and flavoring agents.

[0156] The compositions of the invention can be formulated so as to provide quick, sustained or delayed release of the active ingredient after administration to the patient by employing procedures known in the art. Controlled release drug delivery systems for oral administration include osmotic pump systems and dissolutional systems containing polymer-coated reservoirs or drug-polymer matrix formulations. Examples of controlled release systems are given in U.S. Patent Nos. 3,845,770; 4,326,525; 4,902,514; and 5,616,345.

[0157] Another formulation for use in the methods of the present invention employs transdermal delivery devices ("patches"). Such transdermal patches may be used to provide continuous or discontinuous infusion of the compounds of the present invention in controlled amounts. The construction and use of transdermal patches for the delivery of pharmaceutical agents is well known in the art. See, e.g., U.S. Patent Nos. 5,023,252, 4,992,445 and 5,001,139. Such patches may be constructed for continuous, pulsatile, or on demand delivery of pharmaceutical agents.

[0158] SCD inhibitors such as the compounds of Formula I are effective over a wide dosage range and is generally administered in a pharmaceutically effective amount. Typically, for oral administration, each dosage unit contains from 1 mg to 2 g of an SCD inhibitor, more commonly from 1 to 700 mg, and for parenteral administration, from 1 to 700 mg of a stearyl-CoA desaturase inhibitor, more commonly about 2 to 200 mg. It will be understood, however, that the amount of the SCD inhibitor actually administered will be determined by a physician, in the light of the relevant circumstances, including the condition to be treated, the chosen route of administration, the actual compound administered and its relative activity, the age, weight, and response of the individual patient, the severity of the patient's symptoms, and the like.

[0159] For preparing solid compositions such as tablets, the principal active ingredient is mixed with a pharmaceutical excipient to form a solid preformulation composition containing a homogeneous mixture of a compound of the present invention. When

referring to these preformulation compositions as homogeneous, it is meant that the active ingredient is dispersed evenly throughout the composition so that the composition may be readily subdivided into equally effective unit dosage forms such as tablets, pills and capsules.

[0160] The tablets or pills of the present invention may be coated or otherwise compounded to provide a dosage form affording the advantage of prolonged action, or to protect from the acid conditions of the stomach. For example, the tablet or pill can comprise an inner dosage and an outer dosage component, the latter being in the form of an envelope over the former. The two components can be separated by an enteric layer that serves to resist disintegration in the stomach and permit the inner component to pass intact into the duodenum or to be delayed in release. A variety of materials can be used for such enteric layers or coatings, such materials including a number of polymeric acids and mixtures of polymeric acids with such materials as shellac, cetyl alcohol, and cellulose acetate.

[0161] Compositions for inhalation or insufflation include solutions and suspensions in pharmaceutically acceptable, aqueous or organic solvents, or mixtures thereof, and powders. The liquid or solid compositions may contain suitable pharmaceutically acceptable excipients as described supra. Preferably the compositions are administered by the oral or nasal respiratory route for local or systemic effect. Compositions in preferably pharmaceutically acceptable solvents may be nebulized by use of inert gases. Nebulized solutions may be inhaled directly from the nebulizing device or the nebulizing device may be attached to a face mask tent, or intermittent positive pressure breathing machine. Solution, suspension, or powder compositions may be administered, preferably orally or nasally, from devices that deliver the formulation in an appropriate manner.

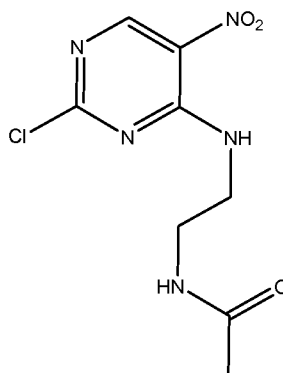
[0162] The following examples are included to demonstrate preferred embodiments of the invention. It should be appreciated by those of skill in the art that the techniques disclosed in the examples which follow represent techniques discovered by the inventor to function well in the practice of the invention, and thus can be considered to constitute preferred modes for its practice. However, those of skill in the art should, in light of the present disclosure, appreciate that many changes can be made in the

specific embodiments which are disclosed and still obtain a like or similar result without departing from the spirit and scope of the invention.

EXAMPLE 1

Preparation of a Compound of Formula (2)

A. Preparation of a Compound of Formula (2) in which R¹ is -



[0163] To a solution of 5.8g (30 mmol) 2,4-dichloro-5-nitropyrimidine in 120 mL of tetrahydrofuran (THF) at -78 °C under Argon atmosphere was added 5.2 mL (30 mmol) of *N,N*-diisopropylethylamine followed by 3.1 mL (30 mmol) of *N*-acetyleneethylenediamine. The mixture was stirred at -78 °C for 30 min, allowed to warm to room temperature, and stirred for an additional 3 hours. The solvent was removed *in vacuo* and the residue purified by flash chromatography eluting with EtOAc to provide the compound of formula (2), *N*-(2-(2-chloro-5-nitropyrimidin-4-ylamino)ethyl)acetamide as pale yellow solid.

B. Preparation of Compounds of Formula (2) varying R¹

[0164] Similarly, following the procedure of Example 1A above, but optionally substituting other compounds of formula (1) for 2,4-dichloro-5-nitropyrimidine, and optionally substituting other amines of formula R¹NH₂ for acetyleneethylenediamine, the following compounds of formula (2) were prepared:

(tert-butoxy)-*N*-{2-[(2-chloro-5-nitropyrimidin-4-yl)amino]ethyl}carboxamide;

tert-butyl (3R)-3-[(5-amino-2-chloropyrimidin-4-yl)amino]pyrrolidinecarboxylate;
 {2-[(2-chloro-5-nitropyrimidin-4-yl)amino]ethyl}(methylsulfonyl)amine;
 (2-chloro-5-nitropyrimidin-4-yl)(2-(1,2,4-triazolyl)ethyl)amine; and
 3-[(2-chloro-5-nitropyrimidin-4-yl)amino]propanamide.

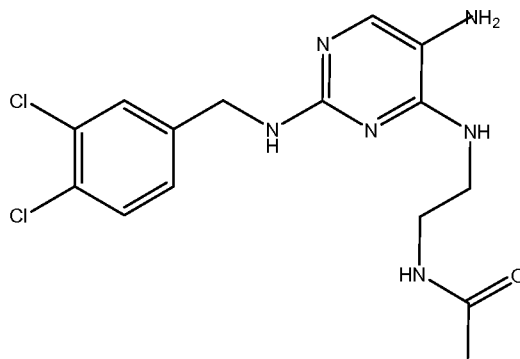
C. Preparation of Compounds of Formula (2) varying R¹

[0165] Similarly, following the procedure of Example 1A above, but optionally substituting other compounds of formula (1) for 2,4-dichloro-5-nitropyrimidine, and optionally substituting other amines of formula R¹NH₂ for acetylenediamine, other compounds of formula (2) are prepared.

EXAMPLE 2

Preparation of a Compound of Formula (4)

A. Preparation of a Compound of Formula (4) in which Y is Methylene, R¹ is -CH₂CH₂NHC(O)CH₃ and R² is 3,4-Dichlorophenyl



[0166] To a suspension of N-(2-(2-chloro-5-nitropyrimidin-4-ylamino)ethyl)acetamide as prepared in Example 1A (100 mg, 0.39 mmol) in THF (5 mL) was added 80 µL of *N,N*-diisopropylethylamine followed by 3,4-dichlorobenzylamine. The mixture was stirred at 60 °C for 16 hours. The mixture was then diluted with 5 mL of THF and a solution of 0.6 g of Na₂S₂O₄ (85% tech. grade, 2.9 mmol) and 0.9 g of Na₂CO₃ (8.5 mmol) in 10 mL of water was added. The mixture was stirred at 60 °C for 10 h and allowed to cool to room temperature. The mixture was diluted with 30 mL of EtOAc

and washed with 20 mL of saturated NaHCO_3 solution and 20 mL of brine. The combined organic phase was dried over MgSO_4 and concentrated to provide crude N-{2-[(5-amino-2-[(3,4-dichlorophenyl)methyl]amino}pyrimidin-4-yl)amino]ethyl}acetamide which was used without further purification. m/z (ESI) found 369.2 $[\text{M}+\text{H}^+]$.

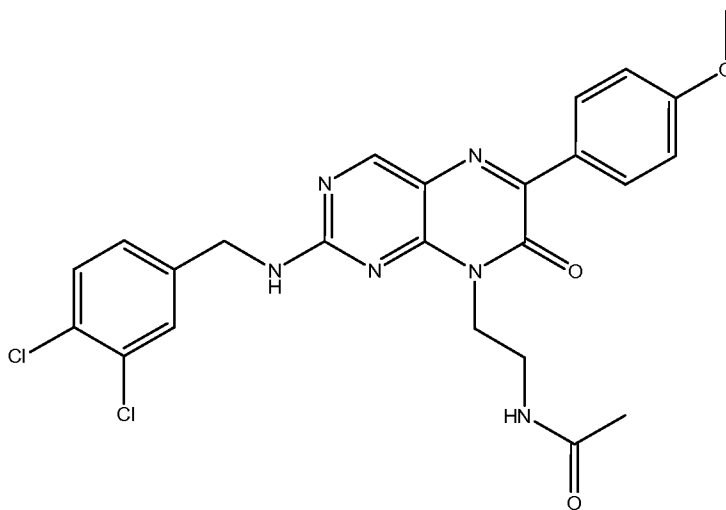
B. Preparation of Compounds of Formula (4) varying Y, R^1 , and R^2

[0167] Similarly, following the procedure of Example 3A above, but optionally substituting other compounds of formula (2) for N-(2-(2-chloro-5-nitropyrimidin-4-ylamino)ethyl)acetamide, and optionally substituting other amines of formula R^2NH_2 for 3,4-dichlorobenzylamine, other compounds of formula (4) are prepared.

EXAMPLE 3

Preparation of a Compound of Formula I

A. Preparation of a Compound of Formula I in which Y is Methylene, R^1 is - $\text{CH}_2\text{CH}_2\text{NHC(O)CH}_3$, R^2 is 3,4-Dichlorophenyl, R^3 is 4-Methoxyphenyl, and W is N



[0168] To a solution of crude N-{2-[(5-amino-2-[(3,4-dichlorophenyl)methyl]amino}pyrimidin-4-yl)amino]ethyl}acetamide, as prepared in Example 2A above, in 5 mL of 2% v/v AcOH in EtOH was added 200 mg (0.96 mmol) of ethyl 2-(4-methoxyphenyl)-2-oxoacetate, a compound of formula (5). The reaction

mixture was stirred at 80 °C for 14 hours. The resulting suspension was allowed to cool to room temperature and diluted with 10 mL of MeOH. The yellow precipitate was collected by filtration and washed with two 5 mL portions of MeOH. The yellow solid was dried under vacuum to provide N-[2-(2-[(3,4-dichlorophenyl)methyl]amino)-6-(4-methoxyphenyl)-7-oxo-8-hydropteridin-8-yl)ethyl]acetamide. *m/z* (ESI) found 513.2 [M+H⁺].

¹H NMR (δ, 300 MHz, CDCl₃) 8.74 (s, 1H); 8.22 (d, 2H); 7.48 (m, 1H); 7.40 (d, 1H); 7.20 (m, 1H); 6.96 (d, 2H); 6.10 (bs, 1H); 6.00 (bs, 1H); 4.68 (d, 2H); 4.45 (t, 2H); 3.85 (s, 3H); 3.60 (q, 2H); 1.90 (s, 3H).

B. Preparation of Compounds of Formula I varying R¹, R², and R³

[0169] Similarly, following the procedure of Example 3A above, but optionally substituting other compounds of formula (4) for N-{2-[(5-amino-2-[(3,4-dichlorophenyl)methyl]amino}pyrimidin-4-yl)amino]ethyl}acetamide, and optionally substituting other oxoacetate of formula (5) for ethyl 2-(4-methoxyphenyl)-2-oxoacetate, the following compounds of Formula I were prepared:

Tert-butyl (3R)-3-(2-[(3,4-dichlorophenyl)methyl]amino)-6-(4-methoxyphenyl)-7-oxo(8-hydropteridin-8-yl))pyrrolidinecarboxylate;
and

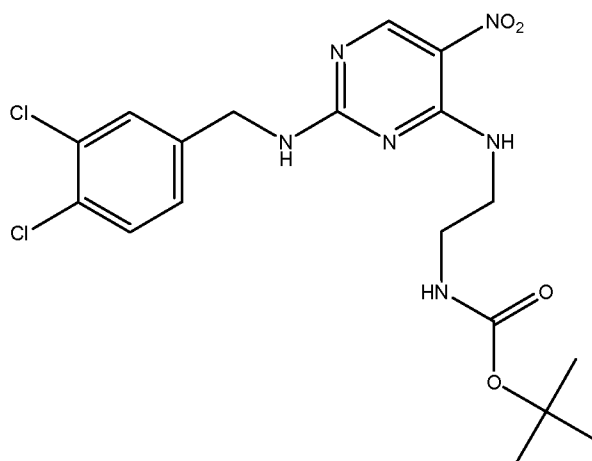
2-[(3,4-dichlorophenyl)methyl]amino)-6-(4-methoxyphenyl)-8-{2-[(methylsulfonyl)amino]ethyl}-8-hydropteridin-7-one.

C. Preparation of Compounds of Formula I varying Y, R¹, R², and R³

[0170] Similarly, following the procedure of Example 3A above, but optionally substituting other compounds of formula (4) for N-{2-[(5-amino-2-[(3,4-dichlorophenyl)methyl]amino}pyrimidin-4-yl)amino]ethyl}acetamide, and optionally substituting other oxoacetate of formula (5) for ethyl 2-(4-methoxyphenyl)-2-oxoacetate, other compounds of Formula I are prepared.

EXAMPLE 4Preparation of a Compound of Formula (3)

A. Preparation of a Compound of Formula (3) in which Y is Methylene, R¹ is -CH₂CH₂NHC(O)OC(CH₃)₃, R² is 3,4-Dichlorophenyl



[0171] 2.35 g of (tert-butoxy)-N-{2-[(2-chloro-5-nitropyrimidin-4-yl)amino]ethyl}carboxamide, as prepared in Example 1, was combined with 1.43 mL of *N,N*-diisopropylethylamine and 0.88 g of 3,4-dichlorobenzylamine in 15 mL of acetonitrile. The mixture was placed heated via microwave where it was heated to a temperature of 125°C for 4 minutes followed by cooling to room temperature. The solid precipitated out were filtered, washed with acetonitrile, ethylacetate, and hexane. The filtrate was evaporated in vacuo and the resulting residue suspended in a small amount of acetonitrile. The second portion of solids that precipitated was filtered off as described above to produce N-{2-[(6-{[(3,4-dichlorophenyl)methyl]amino}-3-nitro(2-pyridyl))amino]ethyl}(tert-butoxy). The product was used in the next step without further purification.

B. Preparation of Compounds of Formula (3) varying R¹ and R²

[0172] Similarly, following the procedure of Example 4A above, but optionally substituting other compounds of formula (2) for (tert-butoxy)-N-{2-[(2-chloro-5-nitropyrimidin-4-yl)amino]ethyl}carboxamide, and optionally substituting other amines

of formula R^2NH_2 for 3,4-dichlorobenzylamine, the following compounds of formula (3) were prepared:

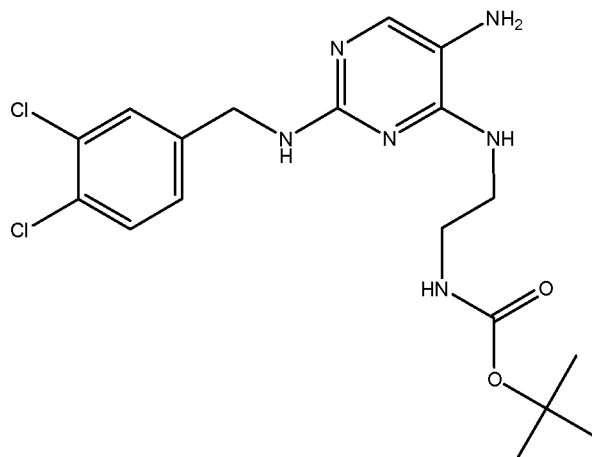
N-{2-[(5-nitro-2-[(3,4-dichlorophenyl)methyl]amino}pyrimidin-4-yl)amino]ethyl}(tert-butoxy)carboxamide;
 tert-butyl (3R)-3-[(5-nitro-2-[(3,4-dichlorophenyl)methyl]amino}pyrimidin-4-yl)amino]pyrrolidinecarboxylate;
 N-{2-[(5-nitro-2-[(phenyl)methyl]amino}pyrimidin-4-yl)amino]ethyl}acetamide;
 N-{2-[(5-nitro-2-[(4-fluorophenyl)methyl]amino}pyrimidin-4-yl)amino]ethyl}acetamide;
 N-{2-[(5-nitro-2-[(3,4-difluorophenyl)methyl]amino}pyrimidin-4-yl)amino]ethyl}acetamide;
 N-{2-[(5-nitro-2-[(4-chlorophenyl)methyl]amino}pyrimidin-4-yl)amino]ethyl}acetamide;
 N-{2-[(5-nitro-2-[(3-fluorophenyl)methyl]amino}pyrimidin-4-yl)amino]ethyl}acetamide;
 N-{2-[(5-nitro-2-[(3-chlorophenyl)methyl]amino}pyrimidin-4-yl)amino]ethyl}acetamide;
 N-{2-[(5-nitro-2-[(3-chloro-4-fluorophenyl)methyl]amino}pyrimidin-4-yl)amino]ethyl}acetamide;
 N-{2-[(5-nitro-2-[(3-fluoro-4-chlorophenyl)methyl]amino}pyrimidin-4-yl)amino]ethyl}acetamide;
 {2-[(5-nitro-2-[(3,4-dichlorophenyl)methyl]amino}pyrimidin-4-yl)amino]ethyl}(methylsulfonyl)amine;
 (5-nitro-2-[(3,4-dichlorophenyl)methyl]amino}pyrimidin-4-yl)(2-(1,2,4-triazolyl)ethyl)amine; and
 3-[(5-nitro-2-[(3,4-dichlorophenyl)methyl]amino}pyrimidin-4-yl)amino]propanamide.

C. Preparation of Compounds of Formula (3) varying Y, R^1 and R^2

[0173] Similarly, following the procedure of Example 4A above, but optionally substituting other compounds of formula (2) for (tert-butoxy)-N-{2-[(2-chloro-5-nitropyrimidin-4-yl)amino]ethyl}carboxamide, and optionally substituting other amines of formula R^2NH_2 for 3,4-dichlorobenzylamine, other compounds of formula (3) are prepared.

EXAMPLE 5Preparation of a Compound of Formula (4)

- A. Preparation of a Compound of Formula (4) in which Y is Methylene, R¹ is -CH₂CH₂NHC(O)OC(CH₃)₃ and R² is 3,4-Dichlororophenyl



[0174] To a suspension of N-{2-[(5-nitro-2-{[(3,4-dichlorophenyl)methyl]amino}pyrimidin-4-yl)amino]ethyl}(tert-butoxy)carboxamide, prepared as described in Example 4, (1.5 g, 3.28 mmol) in MeOH (100 mL) was added hydrazine (1.8 mL of 65% v/v aq. solution, 33 mmol). The reaction mixture was heated to 60 °C. Raney Ni was added in portions to keep evolution of nitrogen steady. After 1h the reaction mixture was cooled to room temperature, catalyst filtered off, and the filter cake washed with MeOH. The resulting solution was concentrated and purified by chromatography eluting with MeOH/dichloromethane gradient to provide compound N-{2-[(5-amino-2-{[(3,4-dichlorophenyl)methyl]amino}pyrimidin-4-yl)amino]ethyl}(tert-butoxy)carboxamide as tan solid. Compound was used in the next step without purification.

- B. Preparation of Compounds of Formula (4) varying R¹ and R²

[0175] Similarly, following the procedure of Example 5A above, but optionally substituting other compounds of formula (3) for N-{2-[(2-{[(3,4-

dichlorophenyl)methyl]amino}-5-nitropyrimidin-4-yl)amino]ethyl}(tert-butoxy)carboxamide, the following compounds of formula (4) were prepared:

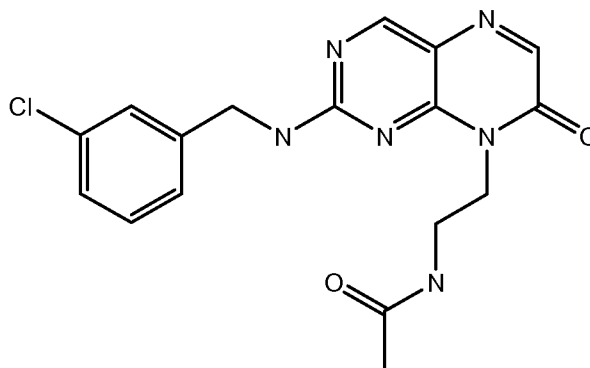
- N-{2-[(5-amino-2-[(3,4-dichlorophenyl)methyl]amino}pyrimidin-4-yl)amino]ethyl}(tert-butoxy)carboxamide;
- tert-butyl (3R)-3-[(5-amino-2-[(3,4-dichlorophenyl)methyl]amino}pyrimidin-4-yl)amino]pyrrolidinecarboxylate;
- N-{2-[(5-amino-2-[(phenyl)methyl]amino}pyrimidin-4-yl)amino]ethyl}acetamide;
- N-{2-[(5-amino-2-[(4-fluorophenyl)methyl]amino}pyrimidin-4-yl)amino]ethyl}acetamide;
- N-{2-[(5-amino-2-[(3,4-difluorophenyl)methyl]amino}pyrimidin-4-yl)amino]ethyl}acetamide;
- N-{2-[(5-amino-2-[(4-chlorophenyl)methyl]amino}pyrimidin-4-yl)amino]ethyl}acetamide;
- N-{2-[(5-amino-2-[(3-fluorophenyl)methyl]amino}pyrimidin-4-yl)amino]ethyl}acetamide;
- N-{2-[(5-amino-2-[(3-chlorophenyl)methyl]amino}pyrimidin-4-yl)amino]ethyl}acetamide;
- N-{2-[(5-amino-2-[(3-chloro-4-fluorophenyl)methyl]amino}pyrimidin-4-yl)amino]ethyl}acetamide;
- N-{2-[(5-amino-2-[(3-fluoro-4-chlorophenyl)methyl]amino}pyrimidin-4-yl)amino]ethyl}acetamide;
- {2-[(5-amino-2-[(3,4-dichlorophenyl)methyl]amino}pyrimidin-4-yl)amino]ethyl}(methylsulfonyl)amine;
- (5-amino-2-[(3,4-dichlorophenyl)methyl]amino}pyrimidin-4-yl)(2-(1,2,4-triazolyl)ethyl)amine; and
- 3-[(5-amino-2-[(3,4-dichlorophenyl)methyl]amino}pyrimidin-4-yl)amino]propanamide.

C. Preparation of Compounds of Formula (4) varying Y, R¹ and R²

[0176] Similarly, following the procedure of Example 5A above, but optionally substituting other compounds of formula (3) for N-{2-[(2-[(3,4-dichlorophenyl)methyl]amino}-5-nitropyrimidin-4-yl)amino]ethyl}(tert-butoxy)carboxamide, other compounds of formula (4) are prepared.

EXAMPLE 6Preparation of a Compound of Formula I

- A. Preparation of a Compound of Formula I in which Y is Methylene, R¹ is -CH₂CH₂NHC(O)CH₃, R² is 3-Chlororphenyl, and R³ is Hydrogen



[0177] Intermediate N-{2-[(5-nitro-2-[(3-chlorophenyl)methyl]amino}pyrimidin-4-yl)amino]ethyl}acetamide obtained via Raney-Nickel procedure described in Example 5 was dissolved in 1mL of ACN with addition of 1 drop of glacial acetic acid. Ethyl 2-(4-methoxyphenyl)-2-oxoacetate (45 mg, 0.1 mmol) was added and the mixture was heated for 30 min at 120 °C using microwave irradiation. Reaction mixture was then filtered, concentrated, and purified using column chromatography eluting with MeOH/dichloromethane gradient to provide compound N-[2-(2-[(3-chlorophenyl)methyl]amino}-7-oxo-8-hydropteridin-8-yl)ethyl]acetamide as a yellow solid.

- B. Preparation of Compounds of Formula I varying R¹, R², and R³

[0178] Similarly, following the procedure of Example 6A above, but optionally substituting other compounds of formula (4) for N-{2-[(5-nitro-2-[(3-chlorophenyl)methyl]amino}pyrimidin-4-yl)amino]ethyl}acetamide, and optionally substituting other oxoacetate of formula (5) for ethyl 2-(4-methoxyphenyl)-2-oxoacetate, the following compounds of Formula I were prepared:

- N-[2-(2-{{(3,4-dichlorophenyl)methyl}amino}-6-(4-methoxyphenyl)-7-oxo(8-hydropteridin-8-yl)ethyl)(tert-butoxy)carboxamide;
- N-(2-{{7-oxo-2-[benzylamino]-6-(3-pyridyl)-8-hydropteridin-8-yl}ethyl)acetamide;
- N-[2-(2-{{(4-fluorophenyl)methyl}amino}-6-(4-methoxyphenyl)-7-oxo-8-hydropteridin-8-yl)ethyl]acetamide;
- N-[2-(2-{{(4-fluorophenyl)methyl}amino}-7-oxo-6-(3-pyridyl)-8-hydropteridin-8-yl)ethyl]acetamide;
- N-[2-(2-{{(3,4-dichlorophenyl)methyl}amino}-7-oxo-6-(3-pyridyl)-8-hydropteridin-8-yl)ethyl]acetamide;
- N-[2-(2-{{(3,4-dichlorophenyl)methyl}amino}-7-oxo-6-(trifluoromethyl)-8-hydropteridin-8-yl)ethyl]acetamide;
- N-[2-(2-{{(3,4-dichlorophenyl)methyl}amino}-7-oxo-6-(2-thienyl)-8-hydropteridin-8-yl)ethyl]acetamide;
- 2-{{(3,4-dichlorophenyl)methyl}amino}-6-(3-pyridyl)-8-(2-(1,2,4-triazolyl)ethyl)-8-hydropteridin-7-one;
- N-[2-(2-{{(3,4-dichlorophenyl)methyl}amino}-7-oxo-8-hydropteridin-8-yl)ethyl]acetamide;
- N-[2-(2-{{(3,4-difluorophenyl)methyl}amino}-6-(4-methoxyphenyl)-7-oxo-8-hydropteridin-8-yl)ethyl]acetamide;
- N-[2-(2-{{(3,4-difluorophenyl)methyl}amino}-7-oxo-6-(2-thienyl)-8-hydropteridin-8-yl)ethyl]acetamide;
- N-[2-(2-{{(4-fluorophenyl)methyl}amino}-7-oxo-6-(trifluoromethyl)-8-hydropteridin-8-yl)ethyl]acetamide;
- N-[2-(2-{{(3,4-dichlorophenyl)methyl}amino}-7-oxo-6-pyrimidin-2-yl-8-hydropteridin-8-yl)ethyl]acetamide;
- N-[2-(2-{{(3,4-dichlorophenyl)methyl}amino}-6-(3-fluoro-4-methoxyphenyl)-7-oxo-8-hydropteridin-8-yl)ethyl]acetamide;
- N-[2-(2-{{(3-chlorophenyl)methyl}amino}-6-(4-methoxyphenyl)-7-oxo-8-hydropteridin-8-yl)ethyl]acetamide;
- N-[2-(2-{{(3-chlorophenyl)methyl}amino}-7-oxo-8-hydropteridin-8-yl)ethyl]acetamide;
- N-[2-(6-(4-chlorophenyl)-2-{{(3-chlorophenyl)methyl}amino}-7-oxo-8-hydropteridin-8-yl)ethyl]acetamide;

N-[2-(2-{{(3-chlorophenyl)methyl}amino}-7-oxo-6-(3-pyridyl)-8-hydropteridin-8-yl)ethyl]acetamide;

N-[2-(2-{{(4-chlorophenyl)methyl}amino}-7-oxo-8-hydropteridin-8-yl)ethyl]acetamide;

N-[2-(2-{{(3,4-dichlorophenyl)methyl}amino}-6-(4-chlorophenyl)-7-oxo-8-hydropteridin-8-yl)ethyl]acetamide;

N-[2-(6-(4-chlorophenyl)-2-{{(4-fluorophenyl)methyl}amino}-7-oxo-8-hydropteridin-8-yl)ethyl]acetamide;

N-[2-(2-{{(4-chloro-3-fluorophenyl)methyl}amino}-6-(4-methoxyphenyl)-7-oxo-8-hydropteridin-8-yl)ethyl]acetamide;

N-[2-(2-{{(3-chloro-4-fluorophenyl)methyl}amino}-6-(4-methoxyphenyl)-7-oxo-8-hydropteridin-8-yl)ethyl]acetamide;

N-[2-(2-{{(3-chloro-4-fluorophenyl)methyl}amino}-6-(4-chlorophenyl)-7-oxo-8-hydropteridin-8-yl)ethyl]acetamide; and

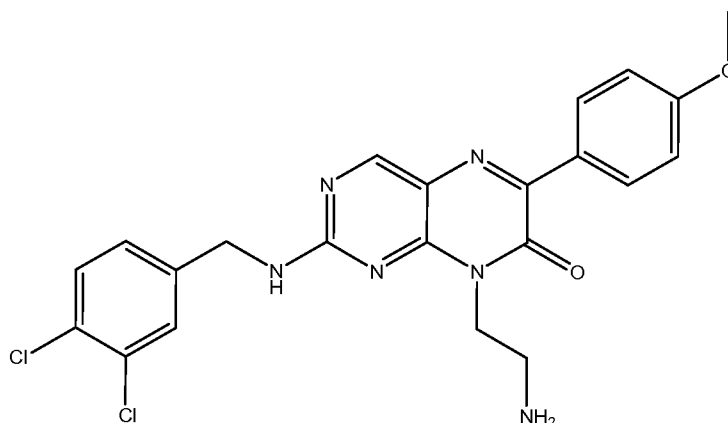
N-[2-(2-{{(3,4-dichlorophenyl)methyl}amino}-6-(6-methoxy(3-pyridyl))-7-oxo-8-hydropteridin-8-yl)ethyl]acetamide.

C. Preparation of Compounds of Formula I varying Y, R¹, R², and R³

[0179] Similarly, following the procedure of Example 6A above, but optionally substituting other compounds of formula (4) for N-{2-[(5-nitro-2-{{(3-chlorophenyl)methyl}amino}pyrimidin-4-yl)amino]ethyl}acetamide, and optionally substituting other oxoacetate of formula (5) for ethyl 2-(4-methoxyphenyl)-2-oxoacetate, other compounds of Formula I are prepared.

EXAMPLE 7Preparation of a Compound of Formula I

- A. Preparation of a Compound of Formula I in which Y is Methylene, R¹ is -CH₂CH₂NH₂, R² is 3,4-Dichlorophenyl, and R³ is 4-Methoxyphenyl



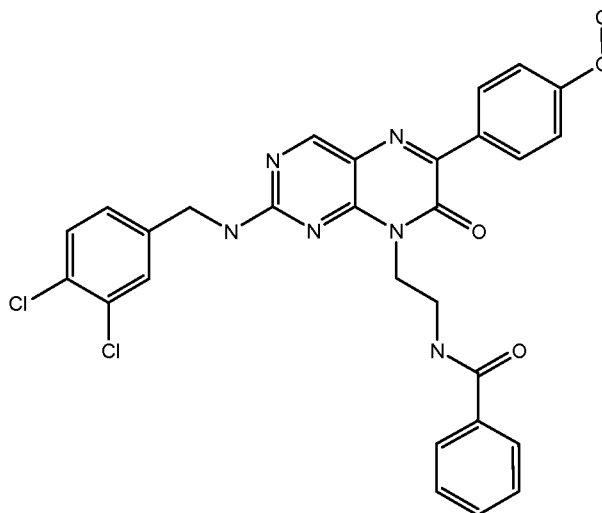
[0180] N-[2-(2- {[(3,4-dichlorophenyl)methyl] amino } -6-(4-methoxyphenyl)-7-oxo(8-hydropteridin-8-yl))ethyl](tert-butoxy)carboxamide, prepared as described in Example 6, was subjected to deprotection of *N*-tert-butoxycarbonyl group by heating at 60 °C for 15 min in 2:1 mixture of MeCN and concentrated HCl. After cooling, reaction mixture was neutralized with aqueous KOH and extracted repeatedly with dichloromethane to provide 8-(2-aminoethyl)-2- {[(3,4-dichlorophenyl)methyl] amino } -6-(4-methoxyphenyl)-8-hydropteridin-7-one.

- B. Preparation of Compounds of Formula I varying Y, R² and R³

[0181] Similarly, following the procedure of Example 7A above, but optionally substituting other compounds of Formula I having protected R¹ groups for N-[2-(2- {[(3,4-dichlorophenyl)methyl] amino } -6-(4-methoxyphenyl)-7-oxo(8-hydropteridin-8-yl))ethyl](tert-butoxy)carboxamide, other compounds of Formula I are prepared.

EXAMPLE 8Preparation of a Compound of Formula I

A. Preparation of a Compound of Formula I in which Y is Methylene, R¹ is -CH₂CH₂NHC(O)-Phenyl, R² is 3,4-Dichlorophenyl, and R³ is 4-Methoxyphenyl



[0182] To a suspension of crude 8-(2-aminoethyl)-2-[[3,4-dichlorophenyl)methyl]amino}-6-(4-methoxyphenyl)-8-hydropteridin-7-one, as prepared in Example 7, (20 mg, 0.045 mmol) in 5 mL of MeCN were added sequentially benzoic acid (10 mg, 0.082 mmol), -(1H-benzotriazol-1-yl)-1,1,3,3-tetramethyluronium tetrafluoroborate (TBTU) (25 mg, 0.078 mmol), and diisopropylethylamine (0.054 mL, 0.31 mmol). The reaction mixture was heated to 60 °C for 5 minutes and then allowed to cool to room temperature. After 1 hour, the precipitated solids were filtered off, washed with MeCN, EtOAc, and hexane, and dried to provide N-[2-(2-[[3,4-dichlorophenyl)methyl]amino}-6-(4-methoxyphenyl)-7-oxo(8-hydropteridin-8-yl))ethyl]benzamide as a yellow solid.

B. Preparation of Compounds of Formula I varying R¹, R², and R³

[0183] Similarly, following the procedure of Example 8A above, but optionally substituting other compounds of Formula I having a terminal R¹ amino group for 8-(2-aminoethyl)-2-[[3,4-dichlorophenyl)methyl]amino}-6-(4-methoxyphenyl)-8-hydropteridin-7-one or optionally replacing benzoic acid with other acidic R⁵ derivatives, the following other compounds of Formula I were prepared:

N-[2-(2- {[(3,4-dichlorophenyl)methyl]amino }-6-(4-methoxyphenyl)-7-oxo(8-hydropteridin-8-yl))ethyl]-3-pyridylcarboxamide;

N-[2-(2- {[(3,4-dichlorophenyl)methyl]amino }-6-(4-methoxyphenyl)-7-oxo(8-hydropteridin-8-yl))ethyl]butanamide;

N-[2-(2- {[(3,4-dichlorophenyl)methyl]amino }-6-(4-methoxyphenyl)-7-oxo(8-hydropteridin-8-yl))ethyl]propanamide;

N-[2-(2- {[(3,4-dichlorophenyl)methyl]amino }-6-(4-methoxyphenyl)-7-oxo(8-hydropteridin-8-yl))ethyl]benzamide;

N-[2-(2- {[(3,4-dichlorophenyl)methyl]amino }-6-(4-methoxyphenyl)-7-oxo(8-hydropteridin-8-yl))ethyl]-2-methoxyacetamide;

(2E)-N-[2-(2- {[(3,4-dichlorophenyl)methyl]amino }-6-(4-methoxyphenyl)-7-oxo(8-hydropteridin-8-yl))ethyl]but-2-enamide;

N-[2-(2- {[(3,4-dichlorophenyl)methyl]amino }-6-(4-methoxyphenyl)-7-oxo(8-hydropteridin-8-yl))ethyl]-3-thienylcarboxamide;

N-[2-(2- {[(3,4-dichlorophenyl)methyl]amino }-6-(4-methoxyphenyl)-7-oxo(8-hydropteridin-8-yl))ethyl](4-fluorophenyl)carboxamide;

N-[2-(2- {[(3,4-dichlorophenyl)methyl]amino }-6-(4-methoxyphenyl)-7-oxo(8-hydropteridin-8-yl))ethyl](3-methylphenyl)carboxamide;

N-[2-(2- {[(3,4-dichlorophenyl)methyl]amino }-6-(4-methoxyphenyl)-7-oxo(8-hydropteridin-8-yl))ethyl]-2-furylcarboxamide;

N-[2-(2- {[(3,4-dichlorophenyl)methyl]amino }-7-oxo(8-hydropteridin-8-yl))ethyl]benzamide;

N-[2-(2- {[(3,4-dichlorophenyl)methyl]amino }-7-oxo(8-hydropteridin-8-yl))ethyl]-3-thienylcarboxamide;

N-[2-(2- {[(3,4-dichlorophenyl)methyl]amino }-7-oxo-6-(3-pyridyl)(8-hydropteridin-8-yl))ethyl]benzamide;

N-[2-(2- {[(3,4-dichlorophenyl)methyl]amino }-7-oxo-6-(3-pyridyl)(8-hydropteridin-8-yl))ethyl]-3-thienylcarboxamide;

N-[2-(2- {[(3,4-dichlorophenyl)methyl]amino }-7-oxo-6-(3-pyridyl)(8-hydropteridin-8-yl))ethyl](4-fluorophenyl)carboxamide;

N-[2-(2- {[(3,4-dichlorophenyl)methyl]amino }-6-(4-methoxyphenyl)-7-oxo(8-hydropteridin-8-yl))ethyl]-4-pyridylcarboxamide; and

N-[2-(2- {[(3,4-dichlorophenyl)methyl]amino }-6-(4-methoxyphenyl)-7-oxo(8-hydropteridin-8-yl))ethyl](3-fluorophenyl)carboxamide.

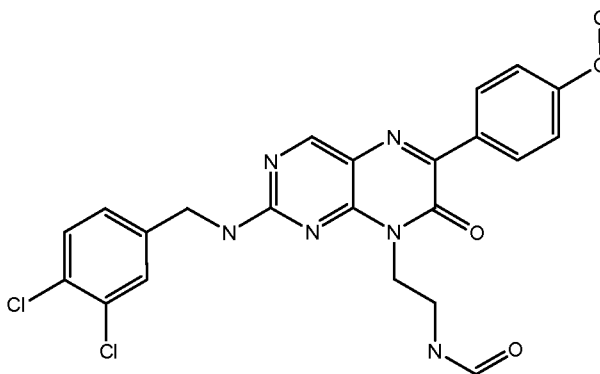
C. Preparation of Compounds of Formula I varying Y, R¹, R², and R³

[0184] Similarly, following the procedure of Example 8A above, but optionally substituting other compounds of Formula I having a terminal R¹ amino group for 8-(2-aminoethyl)-2-{[(3,4-dichlorophenyl)methyl]amino}-6-(4-methoxyphenyl)-8-hydropteridin-7-one or optionally replacing benzoic acid with other acidic R⁵ derivatives, other compounds of Formula I are prepared.

EXAMPLE 9

Preparation of a Compound of Formula I

A. Preparation of a Compound of Formula I in which Y is Methylene, R¹ is -CH₂CH₂NHCH(O), R² is 3,4-Dichlorophenyl, and R³ is 4-Methoxyphenyl



[0185] To a suspension of crude 8-(2-aminoethyl)-2-{[(3,4-dichlorophenyl)methyl]amino}-6-(4-methoxyphenyl)-8-hydropteridin-7-one, as prepared in Example 7, (80 mg, 0.17 mmol) in MeCN (3 mL) was reacted with methyl formate (0.5 mL) in a microwave vessel at 145°C for 20 min. After cooling off the solids were filtered out to provide N-[2-(2-{[(3,4-dichlorophenyl)methyl]amino}-6-(4-methoxyphenyl)-7-oxo-8-hydropteridin-8-yl)ethyl]carboxamide (70 mg, 82%) as a yellow solid.

B. Preparation of Compounds of Formula I varying R¹, R², and R³

[0186] Similarly, following the procedure of Example 9A above, but optionally substituting other compounds of Formula I having a terminal R¹ amino group for 8-(2-aminoethyl)-2-[[[(3,4-dichlorophenyl)methyl]amino]-6-(4-methoxyphenyl)-8-hydropteridin-7-one or optionally replacing methyl formate with other R⁵ derivatives, the following other compounds of Formula I were prepared:

N-[2-(2-[[[(3,4-dichlorophenyl)methyl]amino]-7-oxo-6-(3-pyridyl)-8-hydropteridin-8-yl)ethyl]carboxamide; and

N-[2-(2-[[[(3,4-dichlorophenyl)methyl]amino]-7-oxo-8-hydropteridin-8-yl)ethyl]carboxamide.

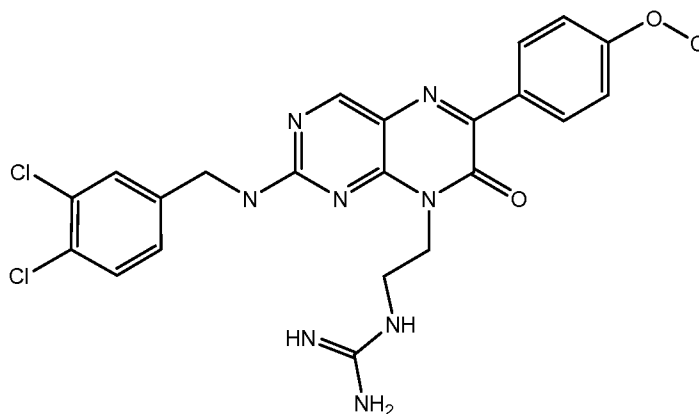
C. Preparation of Compounds of Formula I varying Y, R¹, R², and R³

[0187] Similarly, following the procedure of Example 9A above, but optionally substituting other compounds of Formula I having a terminal R¹ amino group for 8-(2-aminoethyl)-2-[[[(3,4-dichlorophenyl)methyl]amino]-6-(4-methoxyphenyl)-8-hydropteridin-7-one or optionally replacing methyl formate with other R⁵ derivatives other compounds of Formula I are prepared.

EXAMPLE 10

Preparation of a Compound of Formula I

A. Preparation of a Compound of Formula I in which Y is Methylene, R¹ is Amidinoaminoethyl, R² is 3,4-Dichlororophenyl, and R³ is 4-Methoxyphenyl



[0188] To a suspension of crude 8-(2-aminoethyl)-2-[[3,4-dichlorophenyl)methyl]amino}-6-(4-methoxyphenyl)-8-hydropteridin-7-one, as prepared in Example 7, (10 mg, 0.021 mmol) in MeCN (3 mL) and dichloromethane (2mL) was reacted with diisopropylethylamine (0.027 mL, 0.155 mmol) and [1H]-pyrazole-1-hydroxamidine hydrochloride (5 mg, 0.027 mmol) at 50°C for 15 min. After cooling off the solids were filtered out to provide amino[2-(2-[[3,4-dichlorophenyl)methyl]amino}-6-(4-methoxyphenyl)-7-oxo(8-hydropteridin-8-yl))ethyl]carboxamidine as a yellow solid

B. Preparation of Compounds of Formula I varying Y, R¹, R² and, R³

[0189] Similarly, following the procedure of Example 10A above, but optionally substituting other compounds of Formula I having a terminal R¹ amino group for 8-(2-aminoethyl)-2-[[3,4-dichlorophenyl)methyl]amino}-6-(4-methoxyphenyl)-8-hydropteridin-7-one or optionally replacing [1H]-pyrazole-1-hydroxamidine hydrochloride with other R⁵ derivatives, other compounds of Formula I are prepared.

EXAMPLE 11

CHARACTERIZATION OF STEAROYL-CoA DESATURASE INHIBITOR

Materials and Methods

Materials

[0190] [³H]stearoyl CoA and sterculic acid were obtained from PerkinElmer and Planta Piloto de Quimica Fina, respectively. Commercial sources of other reagents are listed below:

<u>Material</u>	<u>Company</u>
[³ H]H ₂ O	PerkinElmer
Stearoyl CoA	Sigma
CoA	Sigma
NADH	Sigma
Tris, 1M	Invitrogen
MgCl ₂	Sigma
BHT	Sigma
BSA	Sigma
DMSO	Sigma
ATP	Sigma
96-well plates	Corning
Bio-Beads SM-2	Bio-Rad

Preparation of Rat Liver Microsomes

[0191] The rat liver microsomes were collected according to the procedure described in Ozols (1990) *Methods Enzm*, 182:225 .

In vivo experiment (Liver perfusion and collection)

[0192] Male Sprague Dawley Rats were placed on regimented fasting protocol for one week to stimulate SCD enzymatic activity. 48-hour periods were alternated between feeding and fasting to induce and down-regulate SCD activity with SCD activity being induced via carbohydrate rich diet prior to liver perfusion and collection.

[0193] The rats were anesthetized with Isoflurane inhalation anesthetic, the liver perfused with cold phospahte buffered saline (PBS), weighed, and chilled in cold homogenization buffer (250 mM sucrose, 10 mM Tris, 1 mM EDTA, pH 7.6.

[0194] The livers were finely minced and placed in homogenization tube. 40 mL of homogenization buffer was added to the homogenization tube and the liver homogenized.and centrifuged in a pre-chilled SLA-600 TC at 800G rotor for 10 min at 4°C.

[0195] Following centrifugation, the supernatant was collected and the pellet removed and discarded. The supernatant was centrifuge at 10,000G for 35 minutes. Following centrifugation, the supernatant was collect and the pellet discarded. The supernatant was then centrifuged in a pre-chilled 45-Ti rotor at 130,000G (41,000 RPM) for 90 minutes at 4°C. .

In vitro (Microsomal collection)

[0196] The supernatant was then aspirated off and the collected microsomal pellet washed in 25 mL of Glycerol PBS (1X PBS 7.4, 20% Glycerol) and resuspended in 4-5 volumes of Glycerol PBS.

[0197] The protein concentration of the microsomal preparation was determined by BCA assay (Pierce) and the microsomes were aliquoted and stored at -80 °C.

Preparation of Hydrophobic Beads

[0198] Biobeads were ground to a smaller size in a mortar and pestle and resuspended in 3.6% TCA. The beads were then filtered through 300 µM mesh.

Stock Solutions

[0199] Stock solutions and their storage conditions are listed below:

<u>Solution</u>	<u>Storage condition</u>
20 mg/ml Stearoyl CoA	-80 °C
2.8 mCi/ml [³ H]Stearoyl CoA	-80 °C
CoA	freshly prepared
Sterculic acid	freshly prepared
0.2 M NADH	-80 °C
1 M Tris, pH 7.2	room temperature
1 M MgCl ₂	room temperature
100 mM ATP	-20 °C
10% BSA	4 °C
10-20 mg/ml microsome	-80 °C

The SCD Assay Buffer

[0200] SCD was determined in the desaturase assay buffer. This assay buffer contained 0.1 M Tris buffer, pH 7.2, 2 mM NADH, 4.8 mM ATP, 0.5 mM CoA, 4.8 mM MgCl₂, and 0.1% BSA.

The Procedure for the SCD Assay (Adapted from Talamo and Bloch (1969) *Analytical Biochemistry* 29:300-304)

[0201] 1µl of each compound of Formula I was added to an assay plate by a low volume (0.5-10µL) multichannel pipette. A DMSO control was also prepared. The microsomes were quickly thawed and added to assay buffer so that a concentration of 0.4mg/ml was achieved (0.2mg/ml assay final). 50µl of the microsome suspension in assay buffer was then added into each well in the compound assay plate, the plate was covered, and the microsomes preincubated with the compounds for 30 minutes on the orbital shaker, 50-75rpm, at room temperature.

[0202] After preincubation, the reaction was initiated by the addition of 50 µl of substrate solution (20µM Stearoyl CoA, [3H]Stearoyl CoA, 74nCi) to the preincubated microsomes/compound suspensions in MilliQ (Millipore) H₂O. The reaction mixtures were then incubated for 45 minutes on the orbital shaker at 50-75 rpm at room temperature.

[0203] The reaction was terminated by the addition of 10 µl of 21% tricarboxylic acid (TCA) to the reaction mixture followed incubation on the orbital shaker for 30 minutes at 50-75 rpm at room temperature followed by centrifugation for 5 minutes at 3700 rpm.

[0204] 50µl of a 6% Bio-Bead suspension in H₂O was added to the reaction mixture and the assay plate was sealed. The Bio-Bead mixture was incubated on the orbital shaker for 1 hour, 100-150 rpm at room temperature, and then the mixture was centrifuged at 2000g for 5 minutes to pellet the Bio-Beads.

[0205] 25µl of the supernatant was harvested from each well and transferred to a detection plate. 100µl of OptiPhase SuperMix scintillation cocktail (containing sufficient NaOH to neutralize the TCA) was added and the solutions mixed by vigorous shaking (300-400rpm) for 5 minutes at room temperature. The radioactivity was counted in a MicroBeta scintillation counter in order to determine the activity and IC₅₀ values for the compounds of Formula I. Table 1 presents the IC₅₀ data for a number of compounds of the invention as determined in the above assay.

Table 1

NUMBER	NAME	IC ₅₀ μM
1.	N-[2-(2-{{(3,4-dichlorophenyl)methyl}amino}-6-(4-methoxyphenyl)-7-oxo-8-hydropteridin-8-yl)ethyl]acetamide	0.16
2.	2-{{(3,4-dichlorophenyl)methyl}amino}-6-(4-methoxyphenyl)-8-{{2-[(methylsulfonyl)amino]ethyl}-8-hydropteridin-7-one	2.8
3.	8-((3R)pyrrolidin-3-yl)-2-{{(3,4-dichlorophenyl)methyl}amino}-6-(4-methoxyphenyl)-8-hydropteridin-7-one	5
4.	N-[2-(2-{{(3,4-dichlorophenyl)methyl}amino}-6-(4-methoxyphenyl)-7-oxo(8-hydropteridin-8-yl)ethyl]-3-pyridylcarboxamide	1.6
5.	N-[2-(2-{{(3,4-dichlorophenyl)methyl}amino}-6-(4-methoxyphenyl)-7-oxo-8-hydropteridin-8-yl)ethyl]butanamide	18
6.	N-[2-(2-{{(3,4-dichlorophenyl)methyl}amino}-6-(4-methoxyphenyl)-7-oxo-8-hydropteridin-8-yl)ethyl]propanamide	2.8
7.	N-[2-(2-{{(3,4-dichlorophenyl)methyl}amino}-6-(4-methoxyphenyl)-7-oxo(8-hydropteridin-8-yl)ethyl]benzamide	0.56
8.	N-[2-(2-{{(3,4-dichlorophenyl)methyl}amino}-6-(4-methoxyphenyl)-7-oxo(8-hydropteridin-8-yl)ethyl)-2-methoxyacetamide	1.8
9.	N-(2-{{7-oxo-2-[benzylamino]-6-(3-pyridyl)-8-hydropteridin-8-yl}ethyl)acetamide	2.6
10.	N-[2-(2-{{(4-fluorophenyl)methyl}amino}-6-(4-methoxyphenyl)-7-oxo-8-hydropteridin-8-yl)ethyl]acetamide	1.3
11.	N-[2-(2-{{(4-fluorophenyl)methyl}amino}-7-oxo-6-(3-pyridyl)-8-hydropteridin-8-yl)ethyl]acetamide	5.7
12.	N-[2-(2-{{(3,4-dichlorophenyl)methyl}amino}-7-oxo-6-(3-pyridyl)-8-hydropteridin-8-yl)ethyl]acetamide	0.23
13.	N-[2-(2-{{(3,4-dichlorophenyl)methyl}amino}-7-oxo-6-(trifluoromethyl)-8-hydropteridin-8-yl)ethyl]acetamide	2.1
14.	N-[2-(2-{{(3,4-dichlorophenyl)methyl}amino}-7-oxo-6-(2-thienyl)-8-hydropteridin-8-yl)ethyl]acetamide	2
15.	2-{{(3,4-dichlorophenyl)methyl}amino}-6-(3-pyridyl)-8-(2-(1,2,4-triazolyl)ethyl)-8-hydropteridin-7-one	5.8
16.	amino[2-(2-{{(3,4-dichlorophenyl)methyl}amino}-6-(4-methoxyphenyl)-7-oxo(8-hydropteridin-8-yl)ethyl]carboxamidine	11
17.	N-[2-(2-{{(3,4-dichlorophenyl)methyl}amino}-7-oxo-8-hydropteridin-8-yl)ethyl]acetamide	0.34
18.	N-[2-(2-{{(3,4-difluorophenyl)methyl}amino}-6-(4-methoxyphenyl)-7-oxo-8-hydropteridin-8-yl)ethyl]acetamide	13
19.	N-[2-(2-{{(3,4-difluorophenyl)methyl}amino}-7-oxo-6-(2-thienyl)-8-hydropteridin-8-yl)ethyl]acetamide	3.4
20.	N-[2-(2-{{(4-fluorophenyl)methyl}amino}-7-oxo-6-(trifluoromethyl)-8-hydropteridin-8-yl)ethyl]acetamide	22

NUMBER	NAME	IC ₅₀ μM
21.	N-[2-(2-{{(3,4-dichlorophenyl)methyl}amino}-7-oxo-6-pyrimidin-2-yl-8-hydropteridin-8-yl)ethyl]acetamide	4.34
22.	N-[2-(2-{{(3,4-dichlorophenyl)methyl}amino}-6-(3-fluoro-4-methoxyphenyl)-7-oxo-8-hydropteridin-8-yl)ethyl]acetamide	2.21
23.	N-[2-(2-{{(3,4-dichlorophenyl)methyl}amino}-6-(4-methoxyphenyl)-7-oxo(8-hydropteridin-8-yl))ethyl]-3-thienylcarboxamide	0.47
24.	N-[2-(2-{{(3-chlorophenyl)methyl}amino}-6-(4-methoxyphenyl)-7-oxo-8-hydropteridin-8-yl)ethyl]acetamide	1.3
25.	N-[2-(2-{{(3-chlorophenyl)methyl}amino}-7-oxo-8-hydropteridin-8-yl)ethyl]acetamide	10
26.	N-[2-(6-(4-chlorophenyl)-2-{{(3-chlorophenyl)methyl}amino}-7-oxo-8-hydropteridin-8-yl)ethyl]acetamide	7.8
27.	N-[2-(2-{{(3-chlorophenyl)methyl}amino}-7-oxo-6-(3-pyridyl)-8-hydropteridin-8-yl)ethyl]acetamide	9.1
28.	N-[2-(2-{{(4-chlorophenyl)methyl}amino}-7-oxo-8-hydropteridin-8-yl)ethyl]acetamide	21.9
29.	N-[2-(2-{{(3,4-dichlorophenyl)methyl}amino}-6-(4-methoxyphenyl)-7-oxo(8-hydropteridin-8-yl))ethyl](4-fluorophenyl)carboxamide	0.43
30.	N-[2-(2-{{(3,4-dichlorophenyl)methyl}amino}-6-(4-methoxyphenyl)-7-oxo(8-hydropteridin-8-yl))ethyl](3-methylphenyl)carboxamide	3.27
31.	N-[2-(2-{{(3,4-dichlorophenyl)methyl}amino}-6-(4-methoxyphenyl)-7-oxo(8-hydropteridin-8-yl))ethyl]-2-furylcarboxamide	2.26
32.	N-[2-(2-{{(3,4-dichlorophenyl)methyl}amino}-6-(4-chlorophenyl)-7-oxo-8-hydropteridin-8-yl)ethyl]acetamide	1.89
33.	N-[2-(6-(4-chlorophenyl)-2-{{(4-fluorophenyl)methyl}amino}-7-oxo-8-hydropteridin-8-yl)ethyl]acetamide	1.8
34.	N-[2-(2-{{(3,4-dichlorophenyl)methyl}amino}-7-oxo(8-hydropteridin-8-yl))ethyl]benzamide	2.72
35.	N-[2-(2-{{(3,4-dichlorophenyl)methyl}amino}-7-oxo(8-hydropteridin-8-yl))ethyl]-3-thienylcarboxamide	6.12
36.	N-[2-(2-{{(3,4-dichlorophenyl)methyl}amino}-7-oxo-6-(3-pyridyl)(8-hydropteridin-8-yl))ethyl]benzamide	4.06
37.	N-[2-(2-{{(3,4-dichlorophenyl)methyl}amino}-7-oxo-6-(3-pyridyl)(8-hydropteridin-8-yl))ethyl]-3-thienylcarboxamide	5.01
38.	N-[2-(2-{{(3,4-dichlorophenyl)methyl}amino}-7-oxo-6-(3-pyridyl)(8-hydropteridin-8-yl))ethyl](4-fluorophenyl)carboxamide	1.18
39.	N-[2-(2-{{(3,4-dichlorophenyl)methyl}amino}-6-(4-methoxyphenyl)-7-oxo(8-hydropteridin-8-yl))ethyl]-4-pyridylcarboxamide	2.8

NUMBER	NAME	IC ₅₀ μM
40.	(2E)-N-[2-(2-{{(3,4-dichlorophenyl)methyl}amino}-6-(4-methoxyphenyl)-7-oxo(8-hydropteridin-8-yl))ethyl]but-2-enamide	0.47
41.	N-[2-(2-{{(3,4-dichlorophenyl)methyl}amino}-6-(4-methoxyphenyl)-7-oxo-8-hydropteridin-8-yl)ethyl]carboxamide	0.26
42.	N-[2-(2-{{(3,4-dichlorophenyl)methyl}amino}-6-(4-methoxyphenyl)-7-oxo(8-hydropteridin-8-yl))ethyl](3-fluorophenyl)carboxamide	2.25

We Claim:

1. A compound that is an inhibitor of stearoyl-CoA desaturase having the structure of Formula I:



Formula I

wherein

R^1 is $-X^1-NR^4R^5$ or, $-X^2-C(O)NR^4R^5$ wherein

R^4 is hydrogen or C_{1-4} lower alkyl, and

R^5 is hydrogen, aryl, heteroaryl, $-C(=NH)NH_2$, $-C(=O)R^6$ or $-S(=O)_2R^6$,
wherein

R^6 is hydrogen, optionally substituted C_{1-4} alkyl, optionally substituted C_{1-4} alkenyl, C_{1-4} alkoxy, 5 or 6 membered optionally substituted monocyclic aryl, or 5 or 6 membered optionally substituted monocyclic heteroaryl;

X^1 is optionally substituted linear or branched C_{1-4} alkylene; and

X^2 is optionally substituted linear or branched C_{2-4} alkylene;

R^2 is optionally substituted mono or bicyclic heterocyclyl, optionally substituted mono or bicyclic aryl, or mono or bicyclic heteroaryl,

R^3 is hydrogen, optionally substituted C_{1-4} alkyl, 5 or 6 membered optionally substituted monocyclic cycloalkyl, 5 or 6 membered optionally substituted monocyclic aryl, 5 or 6 membered optionally substituted monocyclic heterocycle, or 5 or 6 membered optionally substituted monocyclic heteroaryl,

with the proviso that R^3 is not 2-thiazolyl or 2-methoxyphenyl; and

Y is $(CH_2)_p$, where P is 0,1, or2,

or a pharmaceutically acceptable salt, ester, prodrug, solvate, or hydrate thereof.

2. The compound of claim 1, wherein

R^2 is optionally substituted with from 1 to 3 substituents independently selected from the group consisting of alkyl, heterocyclyl, aryl, heteroaryl, halo, NO_2 , CF_3 , CN , OR^{20} , SR^{20} , $\text{N}(\text{R}^{20})_2$, $\text{S}(\text{O})\text{R}^{22}$, SO_2R^{22} , $\text{SO}_2\text{N}(\text{R}^{20})_2$, $\text{S}(\text{O})_3\text{R}^{20}$, $\text{P}(\text{O})(\text{OR}^{20})_2$, $\text{SO}_2\text{NR}^{20}\text{COR}^{22}$, $\text{SO}_2\text{NR}^{20}\text{CO}_2\text{R}^{22}$, $\text{SO}_2\text{NR}^{20}\text{CON}(\text{R}^{20})_2$, $\text{NR}^{20}\text{COR}^{22}$, $\text{NR}^{20}\text{CO}_2\text{R}^{22}$, $\text{NR}^{20}\text{CON}(\text{R}^{20})_2$, $\text{NR}^{20}\text{C}(\text{NR}^{20})\text{NHR}^{23}$, COR^{20} , CO_2R^{20} , $\text{CON}(\text{R}^{20})_2$, $\text{CONR}^{20}\text{SO}_2\text{R}^{22}$, $\text{NR}^{20}\text{SO}_2\text{R}^{22}$, $\text{SO}_2\text{NR}^{20}\text{CO}_2\text{R}^{22}$, $\text{OCONR}^{20}\text{SO}_2\text{R}^{22}$, $\text{OC}(\text{O})\text{R}^{20}$, $\text{C}(\text{O})\text{OCH}_2\text{OC}(\text{O})\text{R}^{20}$, and $\text{OCON}(\text{R}^{20})_2$, and

further wherein each optional alkyl, heteroaryl, aryl, and heterocyclyl substituent is further optionally substituted with halo, NO_2 , alkyl, CF_3 , amino, mono- or di-alkylamino, alkyl or aryl or heteroaryl amide, $\text{NR}^{20}\text{COR}^{22}$, $\text{NR}^{20}\text{SO}_2\text{R}^{22}$, COR^{20} , CO_2R^{20} , $\text{CON}(\text{R}^{20})_2$, $\text{NR}^{20}\text{CON}(\text{R}^{20})_2$, $\text{OC}(\text{O})\text{R}^{20}$, $\text{OC}(\text{O})\text{N}(\text{R}^{20})_2$, $\text{S}(\text{O})_3\text{R}^{20}$, $\text{P}(\text{O})(\text{OR}^{20})_2$, SR^{20} , $\text{S}(\text{O})\text{R}^{22}$, SO_2R^{22} , $\text{SO}_2\text{N}(\text{R}^{20})_2$, CN , or OR^{20} ;

R^3 is hydrogen, C_{1-4} alkyl, 5 or 6 membered monocyclic cycloalkyl, 5 or 6 membered monocyclic aryl, 5 or 6 membered monocyclic heterocycle, or 5 or 6 membered monocyclic heteroaryl wherein the alkyl, cycloalkyl, aryl, heterocycle, or heteroaryl moiety may be optionally substituted with from 1 to 3 substituents independently selected from the group consisting of alkyl, heterocyclyl, aryl, heteroaryl, halo, NO_2 , CF_3 , CN , OR^{20} , SR^{20} , $\text{N}(\text{R}^{20})_2$, $\text{S}(\text{O})\text{R}^{22}$, SO_2R^{22} , $\text{SO}_2\text{N}(\text{R}^{20})_2$, $\text{S}(\text{O})_3\text{R}^{20}$, $\text{P}(\text{O})(\text{OR}^{20})_2$, $\text{SO}_2\text{NR}^{20}\text{COR}^{22}$, $\text{SO}_2\text{NR}^{20}\text{CO}_2\text{R}^{22}$, $\text{SO}_2\text{NR}^{20}\text{CON}(\text{R}^{20})_2$, $\text{NR}^{20}\text{COR}^{22}$, $\text{NR}^{20}\text{CO}_2\text{R}^{22}$, $\text{NR}^{20}\text{CON}(\text{R}^{20})_2$, $\text{NR}^{20}\text{C}(\text{NR}^{20})\text{NHR}^{23}$, COR^{20} , CO_2R^{20} , $\text{CON}(\text{R}^{20})_2$, $\text{CONR}^{20}\text{SO}_2\text{R}^{22}$, $\text{NR}^{20}\text{SO}_2\text{R}^{22}$, $\text{SO}_2\text{NR}^{20}\text{CO}_2\text{R}^{22}$, $\text{OCONR}^{20}\text{SO}_2\text{R}^{22}$, $\text{OC}(\text{O})\text{R}^{20}$, $\text{C}(\text{O})\text{OCH}_2\text{OC}(\text{O})\text{R}^{20}$, and $\text{OCON}(\text{R}^{20})_2$, and

R^{20} and R^{22} are independently selected from the group consisting of hydrogen, C_{1-15} alkyl, C_{2-15} alkenyl, C_{2-15} alkynyl, heterocyclyl, aryl, and heteroaryl,

wherein the alkyl, alkenyl, alkynyl, heterocyclyl, aryl, and heteroaryl moieties are optionally substituted with from 1 to 3 substituents independently selected from halo, alkyl, mono- or dialkylamino, alkyl or aryl or heteroaryl amide, CN, $O-C_{1-6}$ alkyl, CF_3 , aryl, and heteroaryl.

3. The compound of claim 2, wherein

R^2 is phenyl which may be optionally substituted at the 3, 4, or 5 position with 1 to 3 substituents selected from the group consisting of halogen, CF_3 , $-OCF_3$, and $-OCH_3$; and

Y is methylene.

4. The compound of claim 3, wherein R^1 is $-X^1-NR^4R^5$.

5. The compound of claim 4, wherein R^5 is $-C(O)R^6$.

6. The compound of claim 5, wherein R^3 is 5 or 6 membered optionally substituted monocyclic aryl.

7. The compound of claim 6, selected from the group consisting of:

N-[2-(2-{[(3,4-dichlorophenyl)methyl]amino}-6-(4-methoxyphenyl)-7-oxo-8-hydropteridin-8-yl)ethyl]acetamide;

N-[2-(2-{[(3,4-dichlorophenyl)methyl]amino}-6-(4-methoxyphenyl)-7-oxo(8-hydropteridin-8-yl))ethyl]-3-pyridylcarboxamide;

N-[2-(2-{[(3,4-dichlorophenyl)methyl]amino}-6-(4-methoxyphenyl)-7-oxo-8-hydropteridin-8-yl)ethyl]butanamide;

N-[2-(2-{[(3,4-dichlorophenyl)methyl]amino}-6-(4-methoxyphenyl)-7-oxo-8-hydropteridin-8-yl)ethyl]propanamide;

N-[2-(2-{{(3,4-dichlorophenyl)methyl}amino}-6-(4-methoxyphenyl)-7-oxo(8-hydropteridin-8-yl))ethyl]benzamide;

N-[2-(2-{{(3,4-dichlorophenyl)methyl}amino}-6-(4-methoxyphenyl)-7-oxo(8-hydropteridin-8-yl))ethyl]-2-methoxyacetamide;

N-[2-(2-{{(4-fluorophenyl)methyl}amino}-6-(4-methoxyphenyl)-7-oxo-8-hydropteridin-8-yl)ethyl]acetamide;

N-[2-(2-{{(3,4-difluorophenyl)methyl}amino}-6-(4-methoxyphenyl)-7-oxo-8-hydropteridin-8-yl)ethyl]acetamide;

N-[2-(2-{{(3,4-dichlorophenyl)methyl}amino}-6-(3-fluoro-4-methoxyphenyl)-7-oxo-8-hydropteridin-8-yl)ethyl]acetamide;

N-[2-(2-{{(3,4-dichlorophenyl)methyl}amino}-6-(4-methoxyphenyl)-7-oxo(8-hydropteridin-8-yl))ethyl]-3-thienylcarboxamide;

N-[2-(2-{{(3-chlorophenyl)methyl}amino}-6-(4-methoxyphenyl)-7-oxo-8-hydropteridin-8-yl)ethyl]acetamide;

N-[2-(6-(4-chlorophenyl)-2-{{(3-chlorophenyl)methyl}amino}-7-oxo-8-hydropteridin-8-yl)ethyl]acetamide;

N-[2-(2-{{(3,4-dichlorophenyl)methyl}amino}-6-(4-methoxyphenyl)-7-oxo(8-hydropteridin-8-yl))ethyl](4-fluorophenyl)carboxamide;

N-[2-(2-{{(3,4-dichlorophenyl)methyl}amino}-6-(4-methoxyphenyl)-7-oxo(8-hydropteridin-8-yl))ethyl](3-methylphenyl)carboxamide;

N-[2-(2-{{(3,4-dichlorophenyl)methyl}amino}-6-(4-methoxyphenyl)-7-oxo(8-hydropteridin-8-yl))ethyl]-2-furylcarboxamide;

N-[2-(2-{{(3,4-dichlorophenyl)methyl}amino}-6-(4-chlorophenyl)-7-oxo-8-hydropteridin-8-yl)ethyl]acetamide;

N-[2-(6-(4-chlorophenyl)-2-{{(4-fluorophenyl)methyl}amino}-7-oxo-8-hydropteridin-8-yl)ethyl]acetamide;

N-[2-(2-{{(3,4-dichlorophenyl)methyl}amino}-6-(4-methoxyphenyl)-7-oxo(8-hydropteridin-8-yl))ethyl]-4-pyridylcarboxamide;

(2E)-N-[2-(2-{{(3,4-dichlorophenyl)methyl}amino}-6-(4-methoxyphenyl)-7-oxo(8-hydropteridin-8-yl))ethyl]but-2-enamide;

N-[2-(2-{{(3,4-dichlorophenyl)methyl}amino}-6-(4-methoxyphenyl)-7-oxo-8-hydropteridin-8-yl)ethyl]carboxamide;

N-[2-(2-{{(3,4-dichlorophenyl)methyl}amino}-6-(4-methoxyphenyl)-7-oxo(8-hydropteridin-8-yl))ethyl](3-fluorophenyl)carboxamide;

N-[2-(2-{{(4-chloro-3-fluorophenyl)methyl}amino}-6-(4-methoxyphenyl)-7-oxo-8-hydropteridin-8-yl)ethyl]acetamide;

N-[2-(2-{{(3,4-dichlorophenyl)methyl}amino}-7-oxo-6-phenyl-8-hydropteridin-8-yl)ethyl]acetamide;

N-[2-(2-{{(4-chloro-3-fluorophenyl)methyl}amino}-6-(4-chlorophenyl)-7-oxo-8-hydropteridin-8-yl)ethyl]acetamide;

- N-[2-(2-{{(3,4-dichlorophenyl)methyl}amino}-6-(4-methylphenyl)-7-oxo-8-hydropteridin-8-yl)ethyl]acetamide;
- N-[2-(2-{{(3-chloro-4-fluorophenyl)methyl}amino}-6-(4-methoxyphenyl)-7-oxo-8-hydropteridin-8-yl)ethyl]acetamide; and
- N-[2-(2-{{(3-chloro-4-fluorophenyl)methyl}amino}-6-(4-chlorophenyl)-7-oxo-8-hydropteridin-8-yl)ethyl]acetamide.

8. The compound of claim 5, wherein R³ is 5 or 6 membered optionally substituted monocyclic heteroaryl.

9. The compound of claim 8, selected from the group consisting of:

- N-[2-(2-{{(3,4-dichlorophenyl)methyl}amino}-6-(6-methoxy(3-pyridyl))-7-oxo-8-hydropteridin-8-yl)ethyl]acetamide;
- N-[2-(2-{{(3,4-dichlorophenyl)methyl}amino}-7-oxo-6-(3-pyridyl)-8-hydropteridin-8-yl)ethyl]carboxamide;
- N-[2-(2-{{(3,4-dichlorophenyl)methyl}amino}-7-oxo-6-(3-pyridyl)(8-hydropteridin-8-yl)ethyl]benzamide;
- N-[2-(2-{{(3,4-dichlorophenyl)methyl}amino}-7-oxo-6-(3-pyridyl)(8-hydropteridin-8-yl)ethyl]-3-thienylcarboxamide;
- N-[2-(2-{{(3,4-dichlorophenyl)methyl}amino}-7-oxo-6-(3-pyridyl)(8-hydropteridin-8-yl)ethyl](4-fluorophenyl)carboxamide;
- N-[2-(2-{{(3-chlorophenyl)methyl}amino}-7-oxo-6-(3-pyridyl)-8-hydropteridin-8-yl)ethyl]acetamide;
- N-(2-{{7-oxo-2-[benzylamino]-6-(3-pyridyl)-8-hydropteridin-8-yl}ethyl)acetamide;
- N-[2-(2-{{(4-fluorophenyl)methyl}amino}-7-oxo-6-(3-pyridyl)-8-hydropteridin-8-yl)ethyl]acetamide;
- N-[2-(2-{{(3,4-dichlorophenyl)methyl}amino}-7-oxo-6-(3-pyridyl)-8-hydropteridin-8-yl)ethyl]acetamide;
- N-[2-(2-{{(3,4-dichlorophenyl)methyl}amino}-7-oxo-6-(2-thienyl)-8-hydropteridin-8-yl)ethyl]acetamide;
- N-[2-(2-{{(3,4-difluorophenyl)methyl}amino}-7-oxo-6-(2-thienyl)-8-hydropteridin-8-yl)ethyl]acetamide; and
- N-[2-(2-{{(3,4-dichlorophenyl)methyl}amino}-7-oxo-6-pyrimidin-2-yl-8-hydropteridin-8-yl)ethyl]acetamide.

10. The compound of claim 5, wherein R³ is hydrogen.

11. The compound of claim 10, selected from the group consisting of:

N-[2-(2-{{(3,4-dichlorophenyl)methyl}amino}-7-oxo-8-hydropteridin-8-yl)ethyl]acetamide;

N-[2-(2-{{(3-chlorophenyl)methyl}amino}-7-oxo-8-hydropteridin-8-yl)ethyl]acetamide;

N-[2-(2-{{(4-chlorophenyl)methyl}amino}-7-oxo-8-hydropteridin-8-yl)ethyl]acetamide;

N-[2-(2-{{(3,4-dichlorophenyl)methyl}amino}-7-oxo(8-hydropteridin-8-yl))ethyl]benzamide;

N-[2-(2-{{(3,4-dichlorophenyl)methyl}amino}-7-oxo(8-hydropteridin-8-yl))ethyl]-3-thienylcarboxamide; and

N-[2-(2-{{(3,4-dichlorophenyl)methyl}amino}-7-oxo-8-hydropteridin-8-yl)ethyl]carboxamide.

12. The compound of claim 5, wherein R^3 is optionally substituted alkyl.

13. The compound of claim 12, selected from the group consisting of:

N-[2-(2-{{(3,4-dichlorophenyl)methyl}amino}-7-oxo-6-(trifluoromethyl)-8-hydropteridin-8-yl)ethyl]acetamide;

N-[2-(2-{{(4-fluorophenyl)methyl}amino}-7-oxo-6-(trifluoromethyl)-8-hydropteridin-8-yl)ethyl]acetamide

N-[2-(2-{{(3,4-dichlorophenyl)methyl}amino}-6-methyl-7-oxo-8-hydropteridin-8-yl)ethyl]acetamide; and

N-[2-(2-{{(3,4-dichlorophenyl)methyl}amino}-7-oxo-6-(2-phenylethyl)-8-hydropteridin-8-yl)ethyl]acetamide.

14. The compound of claim 4, wherein R^3 is 5 or 6 membered optionally substituted monocyclic heteroaryl.

15. The compound of claim 14, wherein R^5 is $-C(=NH)NH_2$.

16. The compound of claim 15, namely:

amino[2-(2-{{(3,4-dichlorophenyl)methyl}amino}-6-(4-methoxyphenyl)-7-oxo(8-hydropteridin-8-yl))ethyl]carboxamidine.

17. The compound of claim 14, wherein R^5 is $-S(O)_2R^6$.

18. The compound of claim 17, namely:

2-{[(3,4-dichlorophenyl)methyl]amino}-6-(4-methoxyphenyl)-8-{2-[(methylsulfonyl)amino]ethyl}-8-hydropteridin-7-one.

19. A pharmaceutical composition comprising a therapeutically effective amount of the compound of claim 1 or a pharmaceutically acceptable salt, ester, prodrug, or hydrate thereof.

20. A method for treating a disease or condition in a mammal that can be treated with an stearoyl-CoA desaturase inhibitory compound comprising administering to a mammal in need thereof a therapeutically effective dose of a compound having the structure of Formula I:



Formula I

wherein

R^1 is $-X^1-NR^4R^5$ or $-X^2-C(O)NR^4R^5$ wherein

R^4 is hydrogen or C_{1-4} lower alkyl, and

R^5 is hydrogen, aryl, heteroaryl, $-C(=NH)NH_2$, $-C(=O)R^6$ or $-S(=O)_2R^6$,
wherein

R^6 is hydrogen, optionally substituted C_{1-4} alkyl, optionally substituted C_{1-4} alkenyl, C_{1-4} alkoxy, 5 or 6 membered optionally substituted monocyclic aryl, or 5 or 6 membered optionally substituted monocyclic heteroaryl;

X^1 is optionally substituted linear or branched C_{1-4} optionally substituted alkylene; and

X^2 is optionally substituted linear or branched C_{2-4} optionally substituted alkylene;

R^2 is optionally substituted mono or bicyclic heterocyclyl, optionally substituted mono or bicyclic aryl, or mono or bicyclic heteroaryl,

R^3 is hydrogen, optionally substituted C_{1-4} alkyl, 5 or 6 membered optionally substituted monocyclic cycloalkyl, 5 or 6 membered optionally substituted monocyclic aryl, 5 or 6 membered optionally substituted monocyclic heterocycle, or 5 or 6 membered optionally substituted monocyclic heteroaryl,

with the proviso that R^3 is not 2-thiazolyl or 2-methoxyphenyl; and

Y is $(CH_2)_p$, where P is 0,1, or 2,

or a pharmaceutically acceptable salt, ester, prodrug, solvate, or hydrate thereof.

21. The method of claim 20, wherein the disease state is selected from the group consisting of coronary artery disease, atherosclerosis, heart disease, hypertension, and peripheral vascular disease, cancer, cerebrovascular diseases (including, but not limited to, stroke, ischemic stroke and transient ischemic attack (TIA), and ischemic retinopathy), dyslipidemia, obesity, diabetes, insulin resistance, decreased glucose tolerance, non-insulin-dependent diabetes mellitus, Type II diabetes, Type I diabetes, and other diabetic complications.

INTERNATIONAL SEARCH REPORT

International application No
PCT/US2007/080629

A. CLASSIFICATION OF SUBJECT MATTER

INV. A61K31/519 C07D475/00 A61P3/00 A61P3/04 A61P3/06
A61P3/10 A61P9/00 A61P9/04 A61P9/10 A61P9/12
A61P35/00 A61P43/00

According to International Patent Classification (IPC) or to both national classification and IPC

B. FIELDS SEARCHED

Minimum documentation searched (classification system followed by classification symbols)

A61K A61P

Documentation searched other than minimum documentation to the extent that such documents are included in the fields searched

Electronic data base consulted during the international search (name of data base and, where practical, search terms used)

EPO-Internal, WPI Data, CHEM ABS Data, MEDLINE, EMBASE, BIOSIS

C. DOCUMENTS CONSIDERED TO BE RELEVANT

Category*	Citation of document, with indication, where appropriate, of the relevant passages	Relevant to claim No.
A	WO 01/19825 A (WARNER LAMBERT CO [US]; DENNY WILLIAMS ALEXANDER [NZ]; DOBRUSIN ELLEN) 22 March 2001 (2001-03-22) abstract page 8, line 1 - page 10, line 25 page 3, line 4 - line 13 claims 1-22	1-21
A	CHISHOLM, J; HONG, J; MILLS, S A; LAWN, R M: "The LXR ligand T0901317 induces severe lipogenesis in the db/db diabetic mouse" J LIPID RES, vol. 44, no. 11, 2003, pages 2039-2048, XP002469324 the whole document	1-21

☐ Further documents are listed in the continuation of Box C.

☒ See patent family annex.

* Special categories of cited documents:

- *A* document defining the general state of the art which is not considered to be of particular relevance
- *E* earlier document but published on or after the international filing date
- *L* document which may throw doubts on priority claim(s) or which is cited to establish the publication date of another citation or other special reason (as specified)
- *O* document referring to an oral disclosure, use, exhibition or other means
- *P* document published prior to the international filing date but later than the priority date claimed

- *T* later document published after the international filing date or priority date and not in conflict with the application but cited to understand the principle or theory underlying the invention
- *X* document of particular relevance; the claimed invention cannot be considered novel or cannot be considered to involve an inventive step when the document is taken alone
- *Y* document of particular relevance; the claimed invention cannot be considered to involve an inventive step when the document is combined with one or more other such documents, such combination being obvious to a person skilled in the art.
- *Z* document member of the same patent family

Date of the actual completion of the international search

18 February 2008

Date of mailing of the international search report

11/03/2008

Name and mailing address of the ISA/

European Patent Office, P.B. 5818 Patentlaan 2
NL - 2280 HV Rijswijk
Tel. (+31-70) 340-2040, Tx. 31 651 epo nl,
Fax: (+31-70) 340-3016

Authorized officer

Taylor, Mark

INTERNATIONAL SEARCH REPORT

Information on patent family members

International application No

PCT/US2007/080629

Patent document cited in search report		Publication date	Patent family member(s)	Publication date
WO 0119825	A	22-03-2001	AU 777468 B2	21-10-2004
			AU 5629500 A	17-04-2001
			BG 106594 A	29-12-2002
			BR 0013952 A	14-05-2002
			CA 2393896 A1	22-03-2001
			CN 1373763 A	09-10-2002
			CZ 20020846 A3	12-02-2003
			DZ 3186 A1	22-03-2001
			EA 5287 B1	30-12-2004
			EE 200200140 A	15-04-2003
			EP 1409487 A1	21-04-2004
			HU 0202713 A2	28-12-2002
			IS 6298 A	13-03-2002
			JP 2003509425 T	11-03-2003
			MA 26819 A1	20-12-2004
			MX PA02001108 A	20-08-2002
			NO 20021239 A	13-03-2002
			NZ 516872 A	31-10-2003
			OA 12010 A	19-04-2006
			PL 353269 A1	03-11-2003
			SK 3542002 A3	01-04-2003
			ZA 200200896 A	30-04-2003