

(19) World Intellectual Property Organization
International Bureau



(43) International Publication Date
27 August 2009 (27.08.2009)

PCT

(10) International Publication Number
WO 2009/105115 A2

(51) International Patent Classification:
H04W 88/04 (2009.01)

(21) International Application Number:
PCT/US2008/054793

(22) International Filing Date:
22 February 2008 (22.02.2008)

(25) Filing Language: English

(26) Publication Language: English

(71) Applicant (for all designated States except US): **T-MOBILE USA, INC.** [US/US]; 12920 SE 38th Street, Bellevue, WA 98006-1350 (US).

(72) Inventors; and

(75) Inventors/Applicants (for US only): **GORMLEY, Georgiana** [US/US]; 12920 SE 38th Street, Bellevue, WA 98006-1350 (US). **WANG, Winston** [US/US]; 12920 SE 38th Street, Bellevue, WA 98006-1350 (US). **BUCK, Robert** [US/US]; 12920 SE 38th Street, Bellevue, WA 98006-1350 (US). **GOULART, Valerie** [US/US]; 12920 SE 38th Street, Bellevue, WA 98006-1350 (US). **GOUGH, Jeff** [US/US]; 12920 SE 38th Street, Bellevue, WA 98006-1350 (US). **BRINDLE, Barb** [US/US]; 12920 SE 38th Street, Bellevue, WA 98006-1350 (US). **CARNEY, Patrick** [US/US]; 12920 SE 38th Street, Bellevue, WA 98006-1350 (US). **CHOW, Paulo, Shao, Tang** [CA/US]; 12920 SE 38th Street, Bellevue, WA 98006-1350 (US).

(74) Agents: **BISHOP, Stephen** et al.; Perkins Coie LLP, P.O. Box 1247, Seattle, WA 98111-1247 (US).

(81) Designated States (unless otherwise indicated, for every kind of national protection available): AE, AG, AL, AM, AO, AT, AU, AZ, BA, BB, BG, BH, BR, BW, BY, BZ, CA, CH, CN, CO, CR, CU, CZ, DE, DK, DM, DO, DZ, EC, EE, EG, ES, FI, GB, GD, GE, GH, GM, GT, HN, HR, HU, ID, IL, IN, IS, JP, KE, KG, KM, KN, KP, KR, KZ, LA, LC, LK, LR, LS, LT, LU, LY, MA, MD, ME, MG, MK, MN, MW, MX, MY, MZ, NA, NG, NI, NO, NZ, OM, PG, PH, PL, PT, RO, RS, RU, SC, SD, SE, SG, SK, SL, SM, SV, SY, TJ, TM, TN, TR, TT, TZ, UA, UG, US, UZ, VC, VN, ZA, ZM, ZW.

(84) Designated States (unless otherwise indicated, for every kind of regional protection available): ARIPO (BW, GH, GM, KE, LS, MW, MZ, NA, SD, SL, SZ, TZ, UG, ZM, ZW), Eurasian (AM, AZ, BY, KG, KZ, MD, RU, TJ, TM), European (AT, BE, BG, CH, CY, CZ, DE, DK, EE, ES, FI, FR, GB, GR, HR, HU, IE, IS, IT, LT, LU, LV, MC, MT, NL, NO, PL, PT, RO, SE, SI, SK, TR), OAPI (BF, BJ, CF, CG, CI, CM, GA, GN, GQ, GW, ML, MR, NE, SN, TD, TG).

Published:

— without international search report and to be republished upon receipt of that report (Rule 48.2(g))

(54) Title: DATA EXCHANGE INITIATED BY TAPPING DEVICES

(57) Abstract: A user can initiate the transmission of data on a mobile device by making physical contact with another device. The physical contact can be any type of physical touch that is referred to as a 'tap' or 'tapping.' When a tap is detected by a device, the device may initiate near field communication (NFC) with the other tapping device. NFC may be used to communicate data between the two devices, or NFC may be used to exchange sufficient information to allow the devices to establish a communication channel via another communication link. In some embodiments, an NFC-enabled mobile device can be used to gather group data relating to users having mobile devices that are within NFC range of one another and which initiate the aggregation of group data by the tapping of three or more devices.



WO 2009/105115 A2

DATA EXCHANGE INITIATED BY TAPPING DEVICES

BACKGROUND

[0001] The term “near field communication” (or “NFC”) generally encompasses short range wireless technology using magnetic field induction, often but not exclusively using the globally available and unlicensed radio frequency band of 13.56 MHz (see ISO/IEC 18092/ECMA-340 and ISO/IEC 21481/ECMA-352). NFC builds upon the same basic technology of proximity RFID tags and contactless smartcards. Such magnetic field induction techniques are a deviation from conventional transmitting devices that produce radio frequency (RF) plane waves that propagate through free space. In NFC, a transmitting device uses a transducer to modulate signals in a magnetic field that remains relatively localized around the device. Information is communicated or coupled through the magnetic field by sensing time varying fields or fluctuations using a similarly designed transducer in a receiving device. Although a small amount of RF energy inevitably flows from the transducer in the transmitting device, the majority of the energy is stored in the form of a magnetic field.

[0002] Exploiting these properties, NFC-enabled mobile devices can provide certain advantages that are not available in purely RF-based communications. These advantages arise from the fact that the signals produced in NFC attenuate as a function of $1/r^6$, which is much larger than the signals associated with RF fields (a function of $1/r^2$). This large amount of attenuation, gives NFC a relatively short communication range or communication “bubble” of about 5-10 cm. Outside of this bubble, communications are very difficult to intercept or eavesdrop on. This large attenuation also prevents NFC-enabled mobile devices from being as susceptible to overlapping frequency spectra from other devices. Thus, two or more devices can sidestep the more complicated set up procedures associated with traditional short range wireless communications (e.g., Bluetooth or Wi-Fi). For example, NFC-enabled mobile devices do not need to identify a secure channel or a common frequency band on which to communicate.

[0003] NFC-enabled devices can be used in many applications, such as electronic payment, information retrieval, and short range data transmitting. There are generally two different kinds of NFC devices: active or passive. An active NFC device provides power to an internally located transducer. When modulated, the transducer creates a signal in a magnetic field and this signal can in turn be received by a target device. Passive devices, on the other hand, use the broadcast signal from an active device for power and can therefore only communicate when they are in the presence of an active device. In general, NFC-enabled devices are active devices that include a transducer and an NFC-enabled chipset. For example, a mobile device can function as a smart card that can be used for electronic payment or as a card reader that can be used to read information from NFC tags (embedded in a poster, a kiosk, or other type of stationary device). NFC-enabled mobile devices can also set up short range wireless links with other devices. Despite being slower than some traditional short range communications, NFC can transfer information (e.g., a text or picture file) at respectable speeds of up to 424 KB/s. If larger amounts of data need to be transferred, a device can use NFC to set up an RF link. For example, Bluetooth v2.1 + EDR supports session set up using an out of band (OOB) NFC link to exchange authentication, encryption, and other types of session information (see, Specification of the Bluetooth System, July 26, 2007). Such OOB links can eliminate complicated and time-intensive setup and encryption procedures.

[0004] Although NFC is a very promising technology, current attempts to integrate NFC within a device have not completely addressed at least some of problems related to using devices as a short range communication tool. In particular, NFC by itself does not alleviate the often cumbersome and awkward task of entering commands and data into a device. For example, some cellular telephones are enabled with NFC capability. Such devices tend to be compact, having small display screens and limited sized keypads. When exchanging data between such devices, users need to use these compact displays and keypads to access menus and input a variety of commands before data will begin to transmit. For example, transmitting electronic contact information to another user can be an involved task. To find contact information, users typically have to use their keypad to navigate to a menu that displays all of their contacts and then use the keypad again to select an individual contact from this menu. Once the appropriate contact has been located,

users need to select the contact and then indicate that they want to transmit the contact data to another device. To do this, users typically have to navigate through additional menus and input further keypad entries to initiate data transmission. Operating the compact display and keypad can be tedious and frustrating, especially when keys are accidentally depressed. As another example, it can also be difficult to use mobile device displays and keypads to organize and arrange data on a mobile device. For example, users can use the short range communication features on their mobile devices to collect hundreds or even thousands of electronic contacts. Some of these contacts may be electronic business cards (e.g., collected at a business conference or a seminar) and other contacts may be those of personal acquaintances (e.g., friends, family members, members of a sports club, etc.). Despite having acquired this data, given the nature of mobile device displays and keypads, it is difficult for a user to present or recall this information in a meaningful way (e.g., organized by type, group, date, etc.). Thus, even though NFC can allow mobile devices to collect exhaustive amount of data, it still leaves the user with the Herculean task of organizing and arranging the data after it has been collected.

BRIEF DESCRIPTION OF THE DRAWINGS

[0005] Figures 1A-1D are perspective diagrams of two users “tapping” two or more near field communication (NFC) enabled devices together to initiate data transmission and/or to activate NFC on an individual device.

[0006] Figures 2A-2E are representative user interfaces on NFC-enabled devices that depict various types of data that may be exchanged as a result of device tapping.

[0007] Figure 3 is a block diagram of representative components within an NFC-enabled mobile device.

[0008] Figure 4 is a perspective diagram of a group of users tapping NFC-enabled mobile devices to initiate data transmission.

[0009] Figure 5 is a perspective diagram of a group of users subsequently sharing data as a result of relationships established by tapping NFC-enabled mobile devices.

[0010] Figure 6 is a data communication diagram depicting the transmission of data between multiple NFC-enabled mobile devices.

DETAILED DESCRIPTION

[0011] Various systems and methods for initiating near field communication (NFC) and data transfer between devices are described herein. In some embodiments, a user can initiate the transmission of data on a mobile device by making physical contact with another device. The physical contact can be any type of physical touch, and is generally referred to herein as a "tap" or "tapping." When a tap is detected by a device, the device may initiate NFC with the other device. The NFC channel may be used to communicate data between the two devices, or the NFC channel may be used to exchange sufficient information to allow the devices to establish an alternate communication channel via a wireless network (such as GPRS, EDGE or UMTS) or other communication link. The use of a tap to initiate communication offers users a less complicated and more intuitive manner to exchange data with other devices.

[0012] In some embodiments, an NFC-enabled mobile device can be used to gather group data relating to users having mobile devices that are within NFC range of one another and which initiate the aggregation of group data by the tapping of three or more devices. The group data can include, for example, user phone numbers, email addresses, business and personal data, as well as a myriad other types of information. The group data can be recalled and used by the devices at a later time, for example to collectively send an email or text message to each user address associated with the group data.

[0013] The term "mobile device" may encompass any of a myriad of communication devices such as cellular phones, personal digital assistants, portable computers, mini computers, programmable consumer electronics, and so on. Such mobile devices can include a central processing unit, memory, input devices (e.g., keypads and input buttons) and output devices (e.g., display devices). Mobile devices can also include hardware and operating instructions stored in memory for wirelessly transmitting and receiving data according to one or more wireless protocols in addition to NFC-based data exchanges. Such protocols include short range

protocols (e.g., Bluetooth, Wi-Fi, Ultra-wideband, and ZigBee) and radio-access network protocols (e.g., GSM, GPRS, EDGE, UMTS and CDMA).

[0014] Various embodiments of the invention will now be described. The following description provides specific details for a thorough understanding and an enabling description of these embodiments. One skilled in the art will understand, however, that the invention may be practiced without many of these details. Additionally, some well-known structures or functions may not be shown or described in detail, so as to avoid unnecessarily obscuring the relevant description of the various embodiments. The terminology used in the description presented below is intended to be interpreted in its broadest reasonable manner, even though it is being used in conjunction with a detailed description of certain specific embodiments of the invention.

NFC Initiation via Tapping

[0015] In some embodiments, users can tap an NFC-enabled mobile device with another NFC-enabled device, initiating data exchange using a limited amount of manual input. The user selects data to be transferred as a result of a tap. Once the data has been identified for transfer, users can initiate the transfer by tapping the mobile device with the other device. An NFC channel is used for purposes of communicating the data or for purposes of exchanging sufficient information to allow the data to be communicated via an alternate communication channel, such as a wireless channel (GPRS, EDGE, UMTS) or other communication link. The other device receives the incoming data and may transmit data in response to the received data. The other device may be a mobile device, or it may be a non-mobile device such as a kiosk, ATM, desktop computer, appliance, picture frame and other programmable consumer electronic or other communication-enabled device.

[0016] Figures 1A-1D are perspective diagrams illustrating the tapping of two or more NFC-enabled devices together to initiate data exchange between the devices. In Figure 1A, a first user 5 having a first NFC-enabled mobile device 10 selects data 15 that is to be transmitted to a second NFC-enabled mobile device 20 of a second user 25. The user may select data to be exchanged by making the data visible on the mobile device display, by selecting one or more data files from a menu or list of data files, by depressing individual keys that have pre-assigned association with

specific data (e.g., in a similar fashion to how speed-dial is assigned to a specific key on a phone), or by specifying one or more rules regarding the type of data that may be transferred in the absence of previously-selected data. Figures 2A-2F depict various user interfaces that allow data to be selected by a user for transmission. The data may be one or more pieces of information (such as contact information 200), media (such as a song 205, image 210, text, music, or video), or application or other data files 215. The user 5 can select the data 15 in a variety of ways, such as by highlighting an item indicative of the file on a menu (Figures 2A, 2B, 2D), by making the contents of the data 15 visible on the display of the mobile device (Figure 2C), by creating one or more rules that reflect the data that should be automatically transmitted in the event of a tap (Figure 2E), or by assigning one or more softkeys to certain data (Figure 2F) and pressing the appropriate softkey prior to, during, or immediately after the tap that initiates the transmission. The selection of data may be made in particular applications, such as in an address book, email, or media player application, or from a file management system present on the mobile device.

[0017] As shown in Figure 1B, after selecting data to transmit, the user 5 can transmit the file by tapping the first mobile device 10 with the second mobile device 20. The first mobile device has an NFC range 30 that overlaps an NFC range 35 of the second device. Figure 3 is a block diagram of representative components within an NFC-enabled mobile device 300. The device contains a power subsystem 325, data storage 315 to store programs and data, and a processor 320 to run an operating system and applications to implement the disclosed functionality. A user interfaces with the device using a user input component 305 (e.g., keypad, touchscreen, voice recognition system) and a user output component 310 (e.g., speaker, screen). To establish an NFC channel, the mobile device 300 includes a tap sensing component 335 and an NFC transducer 330. To establish other communication channels, the mobile device may include one or more other communication components 340, such as Bluetooth, Wi-Fi, Ultra-wideband, ZigBee, GSM, GPRS, EDGE, UMTS and CDMA components.

[0018] Various technologies may be used to implement the tap sensing component 335 in a mobile or a non-mobile device. For example, the tap sensing component may be a capacitive switch that is incorporated into the external cases of devices and which causes activation by slight contact between contact points located

on each of the devices. As another example, the tap sensing component may be an accelerometer sensing element that causes activation only after a certain threshold of impact force or momentum change is detected within the device. Those skilled in the art will appreciate that other types of touch-detection technologies, such as resistive switches, may also be used in devices to detect a tap. The tap can be any type of physical contact that occurs between the devices. The type of contact that is made between the devices is related to the type of tap sensing component included with the devices. For example, devices with capacitive switches may require two devices to merely be brushed together, whereas devices with accelerometers may require a more vigorous tap between two devices. In some embodiments, when the devices are tapped together the NFC transducers 330 within the devices are activated. Activating and de-activating NFC components in such a manner conserves battery power on the devices. In other embodiments, the NFC components within the devices may always be activated, but not communicating with one another until a tap is detected.

[0019] When a tap is detected by the tap sensing component, the selected data 15 is transmitted without any further input from the user 5 or the user 25. The data may be transmitted between the mobile devices 10, 20 using the NFC channel. That is, after the tap has occurred, certain handshaking occurs between the devices and the data is transmitted using the available NFC channel. In some embodiments, the NFC channel is used to exchange addressing and protocol information sufficient to enable the devices to then transmit the data via an alternate communication channel (e.g., Bluetooth, Wi-Fi, Ultra-wideband, ZigBee, GSM, GPRS, EDGE, UMTS and CDMA). For example, if both of the devices are mobile phones, the devices may exchange device addresses over the NFC channel, and then may initiate the transfer of data via an alternate wireless communication channel that the phones utilize for voice and/or data transfer. It will be appreciated that multiple communication channels may be used to complete a single data transfer. For example, the devices may initiate data communication via an NFC channel, but when the devices are moved apart and the NFC channel is broken, the devices may continue the transfer of data via the wireless communication channel. If the devices are subsequently brought back within NFC communication range, the devices may terminate the transfer of data via the wireless communication channel and may resume

transmission via the NFC channel. It is generally advantageous to transmit as much data as possible via the NFC channel, however, as doing so preserves the capacity of the wireless communication channel for other uses. In some embodiments, the communication channel that is used will depend on the quantity of data being transferred. Smaller amounts of data may be transmitted via the NFC channel, whereas larger amounts of data may be transmitted via the wireless or other communication channel.

[0020] Figure 1C shows the data 15' after it has been transferred from the first mobile device 10 to the second mobile device 20. Assuming that at least user 5 or user 25 has selected a file, transfer of the data 15 occurs immediately after the mobile devices 10, 20 are tapped. Communication between the mobile devices can be carried out in a half-duplex mode, where the first mobile device 10 is an initiating device and the second mobile device 20 is a target device. For example, after the mobile devices are tapped together, the first mobile device 10 first determines whether an NFC channel is open (i.e., no other devices are communicating within the first NFC range 30). If the channel is open, the first mobile device 10 transmits a message. In some embodiments, both of the mobile devices may attempt to exchange files with one another. In this case, the mobile devices can be configured to negotiate which of the mobile devices should be the first to transmit and which of the mobile devices should wait to receive a transmission.

[0021] As depicted in Figure 1D, once the data has been transmitted via the NFC channel, or information sufficient to allow the data to be transmitted between the devices has been exchanged via the NFC channel, the NFC channel is deactivated. In some embodiments, the mobile devices deactivate NFC by indicating to one another that communications have finished. Alternatively, mobile devices could include individual timer circuits that deactivate NFC after a pre-determined amount of time has elapsed from the initial tap or from the last communication received from the other device. While the communication is depicted between two mobile devices in Figures 1A-1D, it will be appreciated that the same techniques may be used to transmit data between a mobile device and a non-mobile device.

[0022] Various enhancements may be implemented on a mobile or non-mobile device related to the tap feature. In some embodiments, a user may be allowed to

lock the tap feature of the device, preventing the device from transmitting and/or receiving any data as a result of a tap. In some embodiments, the device may produce visible and/or audible indicators when it has been tapped and data communication is about to start. For example, when tapped, the display of the device can brighten or the device can produce a click, a tone, or other type of sound (e.g., similar to how a digital camera creates a mechanical clicking sound).

[0023] In some embodiments, a user may define further limitations on the data that is communicated as a result of a tap. For example, the user may specify that data be transmitted only if the receiving device is associated with a known individual (e.g., business associate, friend, family member). Prior to initiating data transmission and as part of a handshake process, the transmitting device would therefore receive identifying information from the receiving device and compare the received identification with a list of authorized individuals that are maintained on the transmitting device. If the receiving device is found to be associated with an authorized individual, then the transmitting device will continue with the data transmission. If the receiving device is not associated with an authorized individual, then the transmitting device will not continue with the data transmission.

[0024] In some embodiments, the pattern of taps between two devices may cause different data to be communicated between the devices. For example, two friends may specify that certain pictures may only be shared if a defined pattern of taps is first detected. The pattern may be a simple pattern (e.g., three taps in quick succession, two quick taps followed by a third delayed tap) or a complex pattern (e.g., the rhythm of "shave and a haircut"). In addition to causing certain data to be transmitted, the received pattern of taps may also cause a process to be kicked-off on the receiving device. For example, the receiving device may receive a transfer of images and may cause the images to then be uploaded to a printing service.

[0025] In some embodiments, rather than specifying the data that is to be transmitted prior to or during the tap (e.g., by default settings, by manual selection, by softkey), the user may select the data that is to be transmitted to another device after the tap. That is, if a user taps another device without having specified data that is to be transmitted, following the tap an interface may be displayed to the user to allow the user to select the data that is to be transmitted to the other device. The user may

select the appropriate data to transmit using any of the methods described herein, and the data is then transmitted between devices using a NFC or other communication channel. Although having the user specify the data to transmit after the tap removes some of the spontaneity associated with tapping, the initiation of data transfer by tapping is still more efficient than prior art methods of communicating data.

Group Data Sharing Via NFC

[0026] In some embodiments, three or more users can compile group data by tapping their NFC-enabled mobile devices together within a certain period of time that is preset or defined by a user. The group data is automatically compiled and provided to one or more users within the group. At a later time, the group data can be used to re-establish contact with an individual within the group or the group collectively. As compared to conventional and manual methods of organizing data, tapping mobile devices allows users to more easily create groupings and associations with other users. For example, a group of users can gather group data by tapping their devices to obtain electronic business cards. The business card data can include email addresses, phone numbers, company info and other types of data relating to each of the users. As another example, a group of newly acquainted tourists can use NFC-enabled mobile devices to share digital photos. At the same time that the tourists are transferring photo files, their mobile devices can also be automatically gathering group data that allows the tourists to re-connect after their vacation. For example, after returning home the tourists can use the group data to send additional photos to the collective group or to individuals within the group.

[0027] Figures 4-6 are diagrams illustrating the creation of group data using NFC. Figure 4 shows first, second, and third users 400, 401, 402 having, respectively, NFC-enabled mobile devices 410, 411, 412. The mobile devices 410, 411, 412 have corresponding NFC ranges 420, 421, 422. When the mobile devices have been tapped together and are within NFC range of one another (i.e., the NFC ranges 420, 421, 422 are overlapping), the devices can automatically compile group data 430 by acquiring data about each other. For example, mobile device 410 can compile group data 430a, mobile device 411 can compile group data 430b, and mobile device 412 can compile group data 430c. The group data can be stored

within individual mobile devices and used, as described herein, to re-establish communications with each of the other users either individually or collectively.

[0028] Various techniques may be used to define how close in proximity a tap with another mobile device must be in order for the other device to join a group. In some embodiments, a mobile device may have a preset time period (e.g. 15 seconds) after each tap during which it assumes that a subsequent tap with another mobile device should be aggregated with the preceding tap or taps to form a group. In this fashion, a user may sequentially tap in close proximity the mobile devices of others in order to form a group. In some embodiments, a user may enter an initial command before starting to tap other mobile devices that should be in a group and a final command after tapping the last mobile device of a user that should be in a group. Any taps that occur with other mobile devices after the initial command and before the final command would therefore fall within the group. In some embodiments, only a single tap with another mobile device is required to start the group formation process, but the mobile device communicates with all other devices that are within range of NFC and aggregates the information from any of the mobile devices with which it is able to communicate in order to form a group. Those skilled in the art will appreciate that other automated or manual techniques may be used to form groups.

[0029] Figure 5 shows the users 400, 401, 402 re-establishing contact with one another at a later time. The first user 400 is using the mobile device 410 in communication with a radio access network 500, the second user 401 is using a computer 510 coupled to an IP network 501, and the third user 402 is using the mobile device 412 in communication with a radio access network 502. The radio access networks 500, 502 are coupled to the IP network 501 via public and/or private networks, allowing the users to establish communication with one another (e.g., via e-mail, instant messaging, text or SMS messaging, or by voice or video communications). For example, the first user 400 can use the group data 430a stored on the mobile device 410 to send a text message to each or either of the users 401, 402. After transferring the group data to the computer 510, the second user 401 can use the group data 430b to email a file to each or either of the users 400, 402. Or, the third user 402 can use the group data 430c on the mobile device 412 to establish a group call with the users 400, 401.

[0030] Once group data 430 has been aggregated and provided to each of the mobile devices, a user may access the group data and add members, modify members, or remove members from the group. In some embodiments, the group data may be uploaded to a website or other service that would allow a user to easily access the group data via a computer or via the mobile device. The group data may be exported to social networking sites, such as Facebook, Myspace, LinkedIn, Yahoo! Groups, or similar sites, where the group data may be used to create new social networks or extend existing social networks. The group data may also be used to construct mailing lists to facilitate the distribution of emails or SMS messages.

[0031] Figure 6 is a timing diagram that illustrates an embodiment of data flows between the mobile devices 410, 411, 412 when the devices are within NFC range of one another. To compile group data, any one of the mobile devices 410, 411, 412 can initiate a group data exchange by tapping two or more of the other devices. Figure 6 shows the first device 410 initiating a group data exchange by tapping mobile devices 411 and 412 and transmitting a group formation message 605 to each of the devices via an NFC signal. The transmitted group formation message 605 includes an indicator (e.g., a parameter in a header) that group data should be gathered from all mobile devices that are tapped or alternatively that are within range of device 410. The group formation message may be automatically generated by the mobile device once it detects two devices tapped in close proximity, or the user can indicate to the mobile device 410 that group data should be compiled prior to tapping the other devices (e.g., by entering such input on the keypad of the mobile device). In addition to indicating that group data should be compiled, the transmitted group formation message 605 can also include identification data associated with the first mobile device 410 or the user 400, for example the user's phone number, email-address, business or personal information, etc.

[0032] When the mobile devices 411 and 412 receive the group formation message 605, the message informs the receiving devices that group data is being compiled. Accordingly, mobile device 412 transmits identification data 610 to mobile devices 410 and 411, and mobile device 411 transmits identification data 615 to mobile devices 410 and 412. When each mobile device receives identification data from another device, it compiles at least a portion of the received data to create the group data 430. Specifically, mobile device 410 compiles data received from mobile

devices 411 and 412 to create group data 430a, mobile device 411 compiles data received from mobile devices 410 and 412 to create group data 430b, and mobile device 412 compiles data received from mobile devices 410 and 411 to create group data 430c (each set of group data implicitly includes, of course, information associated with the mobile device that receives the group data). Once group formation is complete, a group termination message (not shown) may be sent to the other mobile devices to indicate that no further mobile devices are to be accepted into the group.

[0033] In contrast to each of the mobile devices having to send identification information to all of the other mobile devices in order to compile group data, in some embodiments one of the mobile devices may be designated as a master device to collect all group data. The master mobile device receives identification data from all of the other mobile devices in the group, compiles the received identification data to create the group data, and transmits the group data to the other mobile devices. The group data may be transmitted via an NFC channel, or it may be transmitted via an alternate communication channel.

[0034] One example application that may utilize group data is a media application that allows media sharing. The first user 400 can use the mobile device 410 to capture a picture and transmit the picture file to the mobile devices 411 and 412 using NFC. The picture file may be accompanied by the group formation message and corresponding user identification data. The mobile devices 411 and 412 respond with identification data, thereby instantly creating a group of individuals (e.g., individuals traveling together, individuals that may have met while at a sporting event, dinner, or a trip) that can subsequently share pictures of interest. In some embodiments, the picture file could be used as the group identifier, such as a graphical icon that is displayed in a contact list. The contact list could be programmed, for example, so that upon clicking such an icon, a text message having the addresses of the other users is included in the "To:" field of the message. In other embodiments, group data can be used to set up other types of distributions groups for various services, such as a T-Mobile® myFaves association for wireless communication services.

Conclusion

[0035] From the foregoing, it will be appreciated that specific, representative embodiments have been described herein for purposes of illustration, but that various modifications may be made to these embodiments including adding and/or eliminating particular features. For example, many of the features relating to NFC-enabled mobile devices are applicable to NFC-enabled stationary devices. Further, while advantages associated with certain embodiments have been described in the context of those embodiments, other embodiments may also exhibit such advantages, and not all embodiments need necessarily exhibit such advantages to fall within the scope of the invention.

[0036] From the foregoing, it will be appreciated that specific embodiments of the invention have been described herein for purposes of illustration, but that various modifications may be made without deviating from the spirit and scope of the invention. Accordingly, the invention is not limited except as by the appended claims.

CLAIMS

I/We claim:

[c1] 1. A system for transmitting data from a mobile device to other devices, the system comprising:

a detection component incorporated in a mobile device for detecting physical contact between the mobile device and a second device and generating a signal that is indicative of the detected physical contact;

a near field communication transponder; and

a controller coupled to the detection component and to the near field communication transponder, the controller receiving the signal indicative of physical contact between the mobile device and the second device and, in response, causing the near field communication transponder to transmit a message from the mobile device to the second device, the message enabling a communication channel to be created between the mobile device and the second device and data to be transmitted from the mobile device to the second device via the communication channel.

[c2] 2. The system of claim 1, wherein the detection component is a capacitive switch.

[c3] 3. The system of claim 1, wherein the detection component is an accelerometer.

[c4] 4. The system of claim 1, wherein the detection component is a resistive switch.

[c5] 5. The system of claim 1, wherein the communication channel is a near field communication channel and the data is transmitted by the near field communication transponder.

[c6] 6. The system of claim 1, further comprising a short range communication component configured to communicate with the second device via a short range protocol, wherein the communication channel is created by the short range communication component.

[c7] 7. The system of claim 6, wherein the short range protocol is Bluetooth.

[c8] 8. The system of claim 1, further comprising a radio access communication component configured to communicate with the second device via a radio-access network protocol, wherein the communication channel is created by the radio access communication component.

[c9] 9. The system of claim 1, wherein the physical contact is a plurality of taps, and the data to be transmitted depends on a pattern of the plurality of taps.

[c10] 10. The system of claim 1, wherein the second device is a mobile device.

[c11] 11. The system of claim 1, wherein the data to be transmitted is selected by a user of the mobile device prior to the physical contact between the mobile device and the second device.

[c12] 12. The system of claim 11, wherein the data to be transmitted is being played on the device at the time of the physical contact.

[c13] 13. The system of claim 11, wherein the data to be transmitted is being displayed on the device at the time of the physical contact.

[c14] 14. The system of claim 11, wherein the data to be transmitted is selected by the user pressing a key that is associated with the data.

[c15] 15. The system of claim 11, wherein the data to be transmitted is selected by the user as default data to be transmitted in the absence of other user-specified data.

[c16] 16. A computer readable medium containing instructions for controlling a mobile device, the instructions causing the mobile device to implement a method of transmitting data from the mobile device to other devices, the method comprising:

- detecting physical contact between the mobile device and a second device;
- causing a near field communication transponder to transmit a message from the mobile device to the second device, the message enabling a communication channel to be created between the mobile device and the second device; and
- transmitting data from the mobile device to the second device via the communication channel.

[c17] 17. The computer readable medium of claim 16, wherein the physical contact is detected by measuring a change in capacitance at the mobile device.

[c18] 18. The computer readable medium of claim 16, wherein the physical contact is detected by measuring a change in acceleration of the mobile device.

[c19] 19. The computer readable medium of claim 16, wherein the physical contact is detected by measuring a change in resistance at the mobile device.

[c20] 20. The computer readable medium of claim 16, wherein the communication channel is a near field communication channel.

[c21] 21. The computer readable medium of claim 16, wherein the communication channel is a short range communication channel.

[c22] 22. The computer readable medium of claim 16, wherein the communication channel is a radio access communication channel.

[c23] 23. The computer readable medium of claim 16, further comprising detecting a plurality of instances of physical contact between the mobile device and the second device.

[c24] 24. The computer readable medium of claim 23, further comprising:
comparing the plurality of instances of physical contact with one or more stored patterns of physical contact, each of the stored patterns of physical contact being associated with a process that may be implemented by the mobile device; and
if the plurality of instances of physical contact matches one of the stored patterns of physical contact, implementing the associated process on the mobile device.

[c25] 25. The computer readable medium of claim 23, further comprising:
comparing the plurality of instances of physical contact with one or more stored patterns of physical contact, each of the stored patterns of physical contact being associated with data on the mobile device;
and
if the plurality of instances of physical contact matches one of the stored patterns of physical contact, transmitting the associated data from the mobile device to the second device.

[c26] 26. The computer readable medium of claim 16, wherein the data to be transmitted is selected by a user of the mobile device prior to the detection of the physical contact between the mobile device and the second device.

[c27] 27. The computer readable medium of claim 26, wherein the data to be transmitted is being played on the device at the time of the physical contact.

[c28] 28. The computer readable medium of claim 26, wherein the data to be transmitted is being displayed on the device at the time of the physical contact.

[c29] 29. The computer readable medium of claim 26, wherein the data to be transmitted is selected by the user pressing a key that is associated with the data.

[c30] 30. The computer readable medium of claim 26, wherein the data to be transmitted is selected by the user as default data to be transmitted in the absence of other user-specified data.

[c31] 31. A system in a mobile device for collecting group data from a plurality of mobile devices, the system comprising:

- a detection component incorporated in a mobile device for detecting physical contact between the mobile device and each of a plurality of mobile devices and generating signals that are indicative of the detected physical contact;

- a near field communication transponder;

- a controller coupled to the detection component and to the near field communication transponder, the controller receiving the signals indicative of physical contact between the mobile device and each of the plurality of mobile devices and, in response, causing the near field communication transponder to transmit a message from the mobile device to each of the plurality of mobile devices, the message requesting data from each of the plurality of mobile devices; and

- a receiver coupled to the near field communication transponder, the receiver receiving data from each of the plurality of mobile devices in response to the transmitted message.

[c32] 32. The system of claim 31, wherein the physical contact between the mobile device and each of the plurality of mobile devices is detected during a group formation period.

[c33] 33. The system of claim 31, wherein the group formation period is determined by an elapsed time between the detected physical contact.

[c34] 34. The system of claim 31, wherein the group formation period is determined by commands received from a user of the mobile device.

[c35] 35. The system of claim 31, wherein the received data is contact information associated with users of each of the plurality of mobile devices.

[c36] 36. The system of claim 35, wherein the transmitted message includes the contact information of a user of the mobile device.

[c37] 37. The system of claim 31, wherein the received data is audio or visual media.

[c38] 38. The system of claim 31, further comprising a storage component, wherein the received data is aggregated and stored as group data in the storage component.

[c39] 39. The system of claim 38, wherein the group data is transmitted to a network-accessible service.

[c40] 40. A computer readable medium containing instructions for controlling a mobile device, the instructions causing the mobile device to implement a method of collecting group data from a plurality of mobile devices, the method comprising:

detecting physical contact between the mobile device and each of a plurality of mobile devices;

causing a near field communication transponder to transmit a message from the mobile device to each of the plurality of mobile devices, the message requesting data from each of the plurality of mobile devices; and

receiving data from each of the plurality of mobile devices in response to the transmitted message.

[c41] 41. The computer readable medium of claim 40, wherein the physical contact between the mobile device and each of the plurality of mobile devices is detected during a group formation period.

[c42] 42. The computer readable medium of claim 40, wherein the group formation period is determined by an elapsed time between the detected physical contact.

[c43] 43. The computer readable medium of claim 40, wherein the group formation period is determined by commands received from a user of the mobile device.

[c44] 44. The computer readable medium of claim 40, wherein the received data is contact information associated with users of each of the plurality of mobile devices.

[c45] 45. The computer readable medium of claim 44, wherein the transmitted message includes the contact information of a user of the mobile device.

[c46] 46. The computer readable medium of claim 40, wherein the received data is audio or visual media.

[c47] 47. The computer readable medium of claim 40, wherein the received data is aggregated and stored as group data.

[c48] 48. The computer readable medium of claim 47, further comprising transmitting the group data to a network-accessible service.

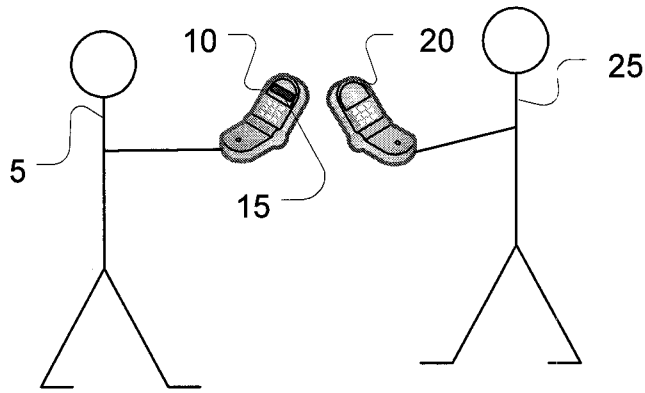


Fig. 1A

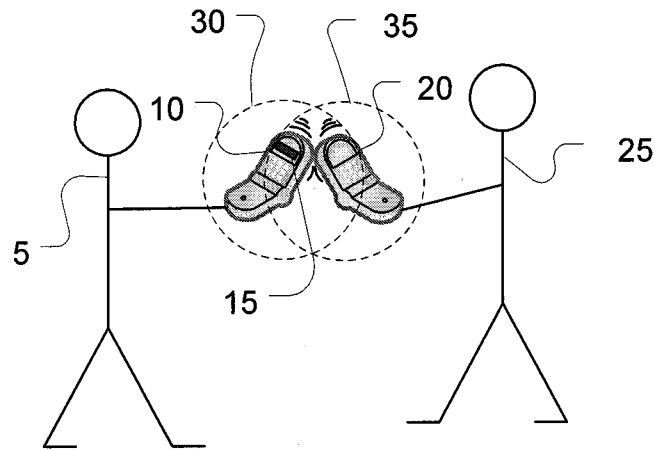


Fig. 1B

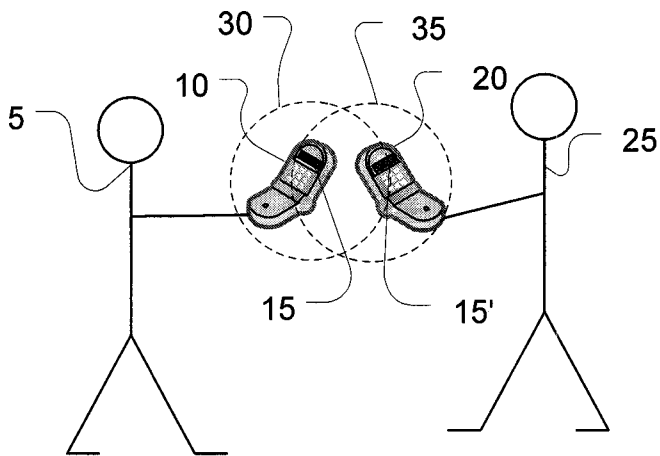


Fig. 1C

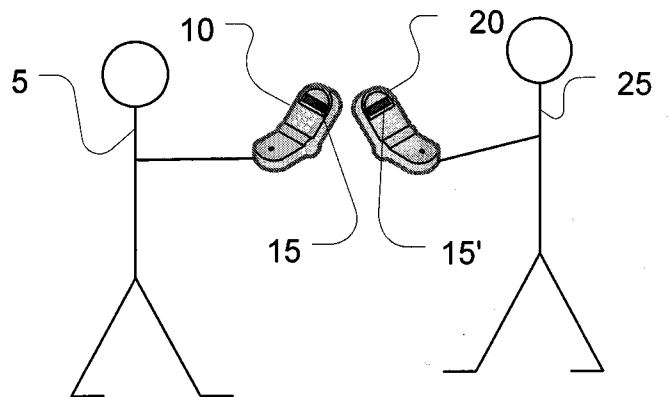


Fig. 1D

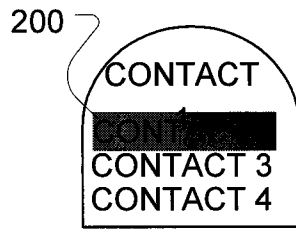


Fig. 2A




Fig. 2B

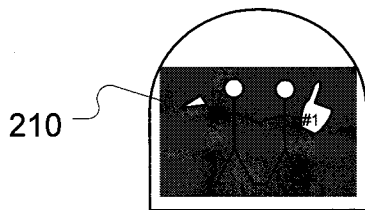


Fig. 2C

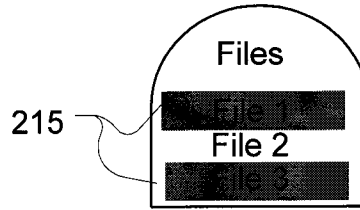


Fig. 2D

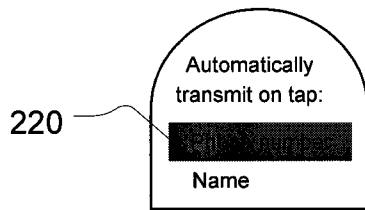


Fig. 2E

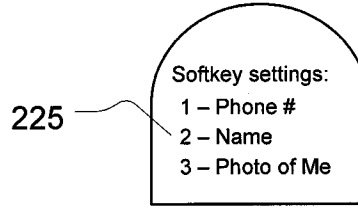


Fig. 2F

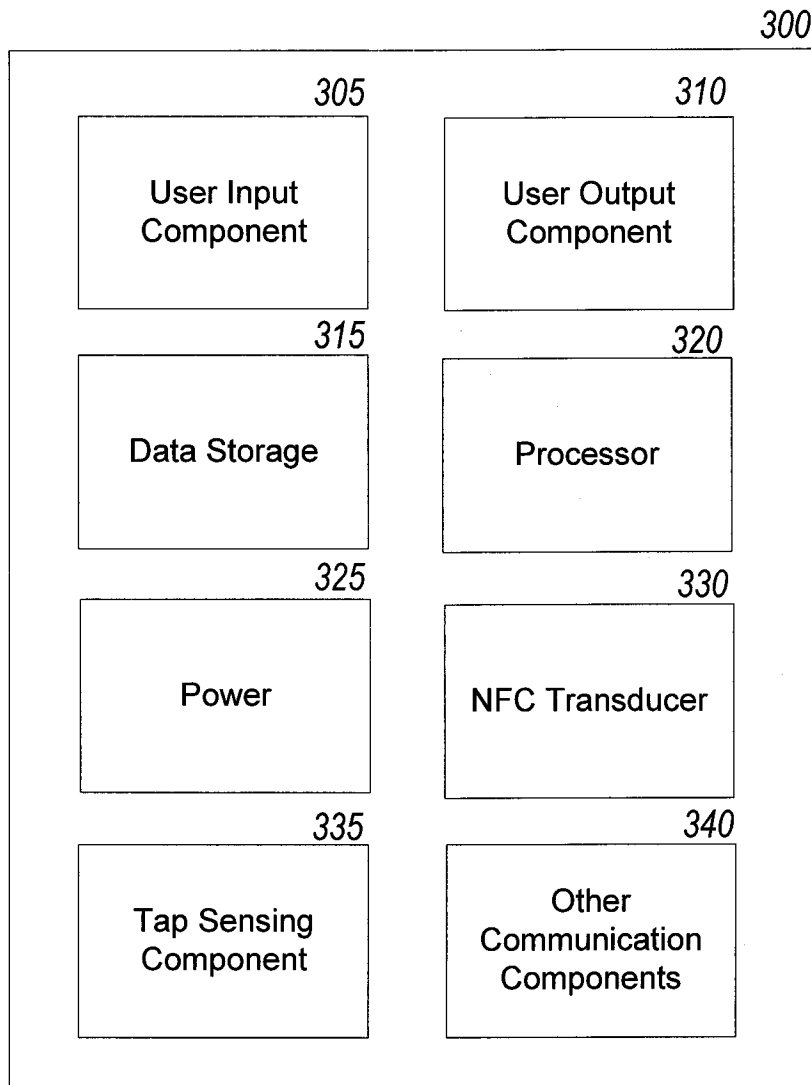


Fig. 3

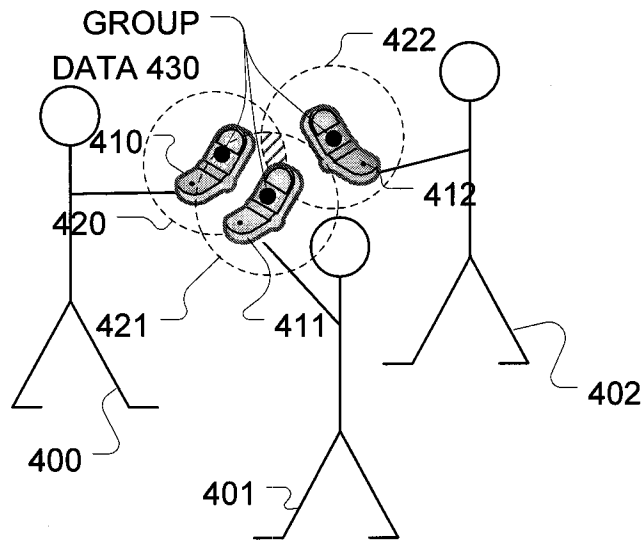


Fig. 4

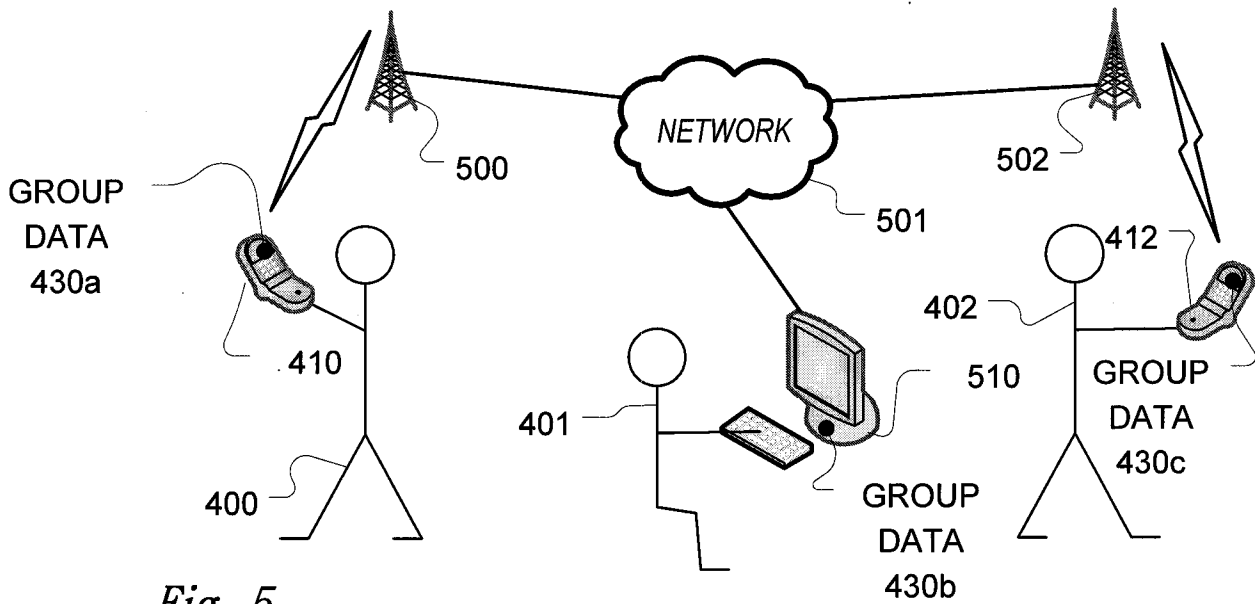


Fig. 5

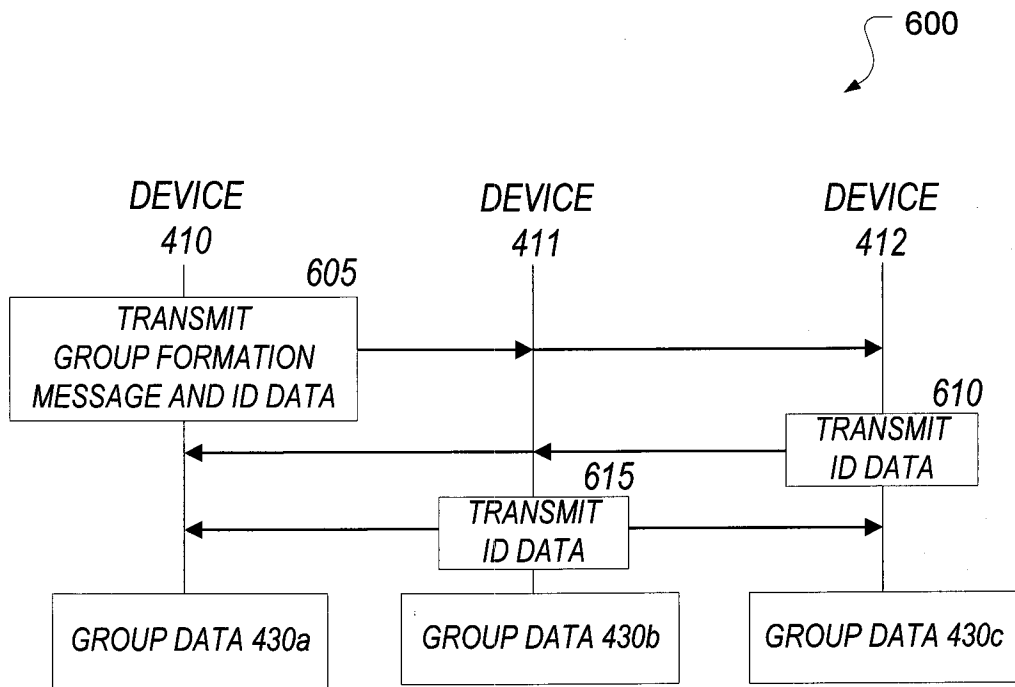


Fig. 6