



US00D527526S

(12) **United States Design Patent**
Kling et al.

(10) **Patent No.:** **US D527,526 S**

(45) **Date of Patent:** **** Sep. 5, 2006**

(54) **TOOTHBRUSH**

(75) Inventors: **Björn Kling**, Königstein (DE);
Benjamin Wilson, Mainz (DE); **Ellen
Conrad**, Idstein (DE); **Heidrun
Schmelcher**, Oberursel (DE)

(73) Assignee: **The Gillette Company**, Boston, MA
(US)

(**) Term: **14 Years**

(21) Appl. No.: **29/229,194**

(22) Filed: **May 4, 2005**

(51) **LOC (8) Cl.** **04-02**

(52) **U.S. Cl.** **D4/104**

(58) **Field of Classification Search** D4/104-112,
D4/134, 138; 15/110, 143.1, 167.1, 167.2,
15/DIG. 5; 16/430, 431; 132/308, 309, 311;
601/139, 141

See application file for complete search history.

(56) **References Cited**

U.S. PATENT DOCUMENTS

D391,769 S	*	3/1998	Kling et al.	D4/104
D433,815 S	*	11/2000	Denhez et al.	D4/104
D434,563 S	*	12/2000	Lim et al.	D4/104
D440,048 S	*	4/2001	Beals et al.	D4/104
D457,326 S		5/2002	Winkler et al.	D4/104
D459,893 S		7/2002	Winkler et al.	D4/104
D475,531 S		6/2003	Klimeck et al.	D4/104
D480,214 S	*	10/2003	Kling et al.	D4/104

FOREIGN PATENT DOCUMENTS

AU 153595 S 11/2003

DE	40004857.4	8/2000
DE	40005187.7	9/2000
EM	61387-0003	9/2003
JP	2002191436 A *	7/2002
WO	DM 0522518	3/2000

OTHER PUBLICATIONS

WIPO DM/063096 Industrial Design Application, (Coronet-Werke GMBH), Feb. 27, 2003, [online], [retrieved on Mar. 18, 2006] Retrieved from the Hague Express Database using Internet <URL: <http://www.wipo.int/ipdl>>.*

WIPO DM/064695 Industrial Design Application, (Braun GMBH), Jul. 1, 2003, [online], [retrieved on Mar. 18, 2006] Retrieved from the Hague Express Database using Internet <URL: <http://www.wipo.int/ipdl>>.*

* cited by examiner

Primary Examiner—Alan P. Douglas

Assistant Examiner—Lavone D. Tabor

(74) *Attorney, Agent, or Firm*—David Howley

(57) **CLAIM**

The ornamental design for a toothbrush, as shown and described.

DESCRIPTION

FIG. 1 is a perspective view as seen from the top, front and right side of a toothbrush showing my new design;

FIG. 2 is a top plan view thereof;

FIG. 3 is a right side elevational view thereof;

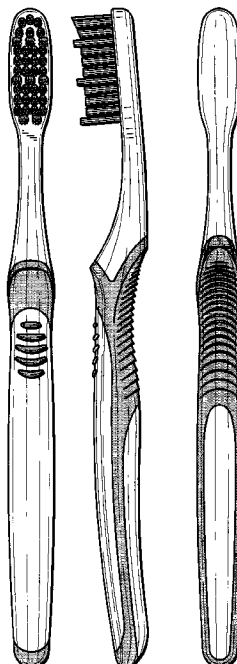
FIG. 4 is a bottom plan view thereof;

FIG. 5 is a left side elevational view thereof;

FIG. 6 is a rear elevational view thereof; and,

FIG. 7 is a front elevational view thereof.

1 Claim, 1 Drawing Sheet



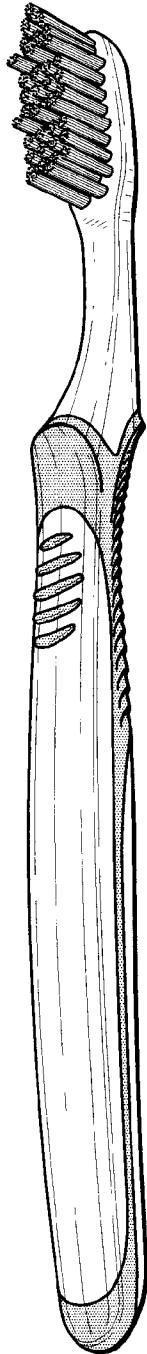


Fig. 1

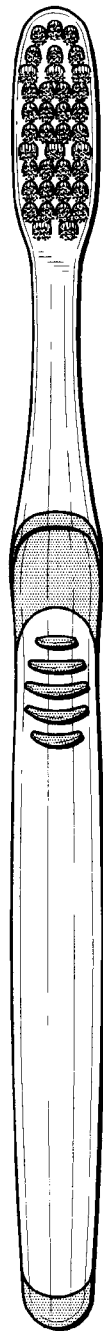


Fig. 2

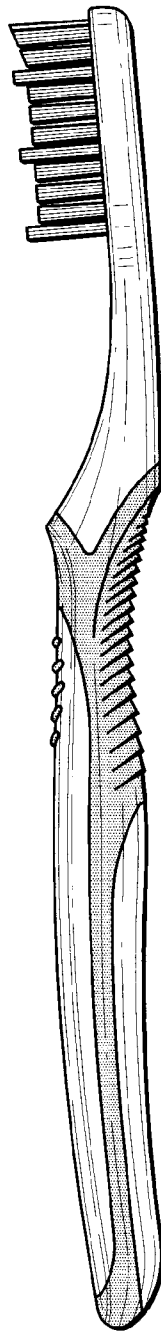


Fig. 3

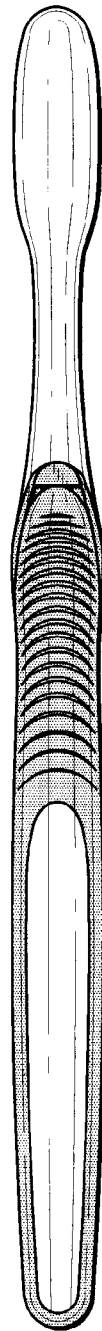


Fig. 4

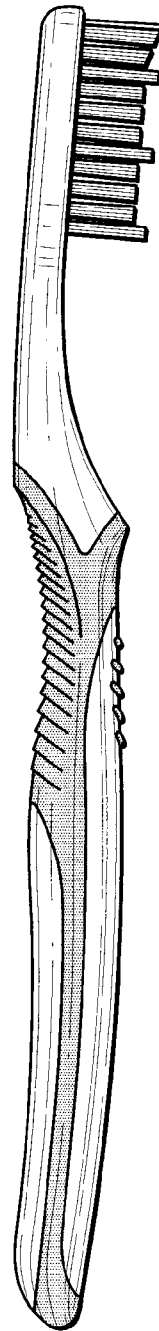


Fig. 5



Fig. 6

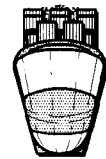


Fig. 7