

No. 677,693.

Patented July 2, 1901.

U. S. G. PEOPLES & C. F. WALTHER.

GALLEY LOCK.

(Application filed Nov. 30, 1900.)

(No Model.)

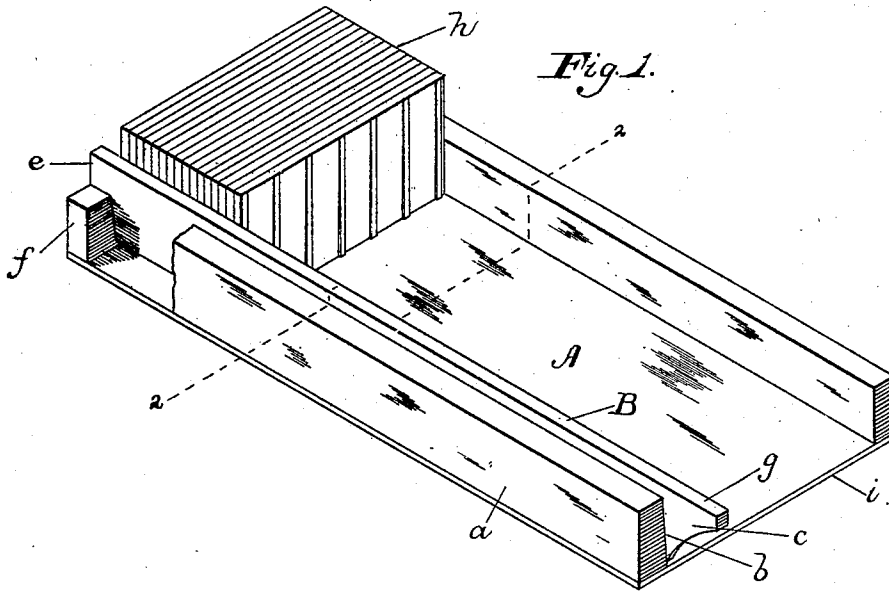


Fig. 1.

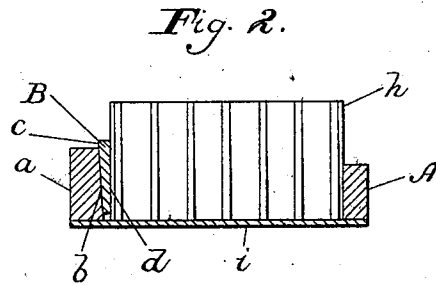


Fig. 2.

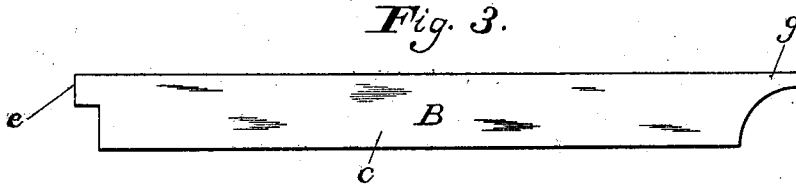


Fig. 3.

Witnesses.
H. F. Meyer, Jr.
J. S. Stitt.

Inventors
Ulysses S. G. Peoples
Charles F. Walther
By Chas. B. Hauer
Attorney.

UNITED STATES PATENT OFFICE.

ULYSSES S. G. PEOPLES AND CHARLES F. WALTHER, OF BALTIMORE,
MARYLAND.

GALLEY-LOCK.

SPECIFICATION forming part of Letters Patent No. 677,693, dated July 2, 1901.

Application filed November 30, 1900. Serial No. 38,140. (No model.)

To all whom it may concern:

Be it known that we, ULYSSES S. G. PEOPLES and CHARLES F. WALTHER, citizens of the United States, residing at Baltimore, State of Maryland, have invented certain new and useful improvements in Galley-Locks, of which the following is a specification.

Our invention relates to printer's type-galleys; and its object is to provide a construction of type-galley and sidestick therefor wherein the latter by coaction with a side of the galley serves to lock up the type without the use of quoins, adjusting-screws, or other accessories.

The invention consists in certain constructions and arrangements of the parts hereinafter described and claimed, reference being had to the accompanying drawings, in which—

Figure 1 is a perspective view of our improved type-galley and sidestick, one side of the galley being partly broken away to show the forward end of the sidestick. Fig. 2 is a transverse section thereof on the line 2 2 of Fig. 1. Fig. 3 is a detail side view of the sidestick.

Referring to the drawings, A designates our improved type-galley which is of the usual form, with the exception that its lock-up side bar *a* is beveled or inclined on its inner wall *b* and throughout its length from top to bottom. This bevel or inclination produces a greater width of the galley across at the top of the two side bars than at the bottom *i*, as plainly indicated in Figs. 1 and 2.

The sidestick B is composed of any suitable metal or of wood, and its wall *c*, which abuts against the said beveled wall *b* of the side bar, is beveled parallel to such wall—that is, it is wider at the top than at the bottom, as shown in Fig. 2—and the opposite wall *d* of said stick lies in a true vertical plane when the stick abuts against the inner beveled wall of the galley. The forward end of the sidestick B is provided at its top with a forwardly-projecting lip *e*, which takes over and bears upon the transverse bar *f*, which forms one

end of the galley. This projecting lip serves as a point of leverage when the rear projecting or handle end *g* of the sidestick is raised in order to remove the stick.

The practical operation of our improved type-galley and sidestick is as follows: Linotype slugs *h*, for instance, are set up in the galley. The sidestick B is then inserted with a wedge action down between the ends of the slugs and the beveled wall of the galley and by its wedge action firmly locks up the slugs. In order to release the slugs, they are pressed tightly together with one hand to retain them in place when the sidestick is raised, while the other hand presses upwardly on the handle end *g* of said stick, the end lip *e* resting upon the transverse end bar *f* of the galley as a fulcrum and providing for the raising of the stick at that end.

We prefer to so proportion the thickness of the sidestick B with respect to the length of a slug that the bottom edge of the stick will be slightly spaced from the bottom *i* of the galley when the stick is firmly pressed down as far as it will go, which will thus obviate any tendency of the slugs to become loose when slightly worn or under size.

It will be seen that we have provided a very simple and effective construction of type-galley and sidestick wherein the parallel abutting walls of the galley and stick beveled from top to bottom securely lock up the type and by which quoins and other accessories are done away with, thus rendering the galley cheap to manufacture and easy to handle.

Having thus described our invention, what we claim as new, and desire to secure by Letters Patent, is—

1. The combination of a printer's type-galley provided with a bottom, *i*, one transverse end bar, *f*, and two side bars secured to the said bottom, the inner wall of one side bar being beveled from top to bottom whereby to produce a greater width across the galley at the top of the said two side bars than at the said bottom, *i*; and a sidestick adapted to

abut against said beveled wall and wedge downwardly between it and the type resting on said bottom, as set forth.

2. The combination of a printer's type-galley having the inner wall of one side beveled from top to bottom whereby to produce a greater width across the galley at the top of the side bars than at the bottom; and a side-stick adapted to abut against said beveled wall and wedge between it and the type, the forward end of said stick being provided with

a forwardly-projecting lip adapted to bear upon the transverse end bar of said galley, as set forth.

In testimony whereof we affix our signatures in the presence of two witnesses.

ULYSSES S. G. PEOPLES.
CHARLES F. WALTHER.

Witnesses:

F. S. STITT,
H. F. MEYER, Jr.