



US00D591610S

(12) **United States Design Patent**
Shmagin

(10) **Patent No.:** **US D591,610 S**

(45) **Date of Patent:** **** May 5, 2009**

(54) **BOTTLE**

(75) Inventor: **Dmitriy L. Shmagin**, Palatine, IL (US)

(73) Assignee: **Stokely-Van Camp, Inc.**, Chicago, IL (US)

(**) Term: **14 Years**

(21) Appl. No.: **29/325,044**

(22) Filed: **Sep. 25, 2008**

Related U.S. Application Data

(62) Division of application No. 29/252,626, filed on Jan. 25, 2006, now Pat. No. Des. 579,339.

(51) **LOC (9) Cl.** **09-01**

(52) **U.S. Cl.** **D9/667; D9/551; D9/553**

(58) **Field of Classification Search** **D9/600, D9/652, 667, 434, 500-503, 516-520, 537-543, D9/549-553, 556-566, 569-570; 215/379-383, 215/375, 400; 220/890**

See application file for complete search history.

(56) **References Cited**

U.S. PATENT DOCUMENTS

D321,830	S	*	11/1991	York et al.	D9/434
6,016,932	A	*	1/2000	Gaydosh et al.	215/382
D419,882	S	*	2/2000	Bretz et al.	D9/520
6,036,037	A	*	3/2000	Scheffer et al.	215/381
6,044,996	A	*	4/2000	Carew et al.	215/381
D465,158	S	*	11/2002	Peek et al.	D9/538
D497,796	S	*	11/2004	Bretz et al.	D9/667
D499,959	S	*	12/2004	Bretz et al.	D9/667
D504,618	S	*	5/2005	Bretz et al.	D9/667
D505,333	S	*	5/2005	Bretz et al.	D9/667
D505,334	S	*	5/2005	Bretz et al.	D9/667
D506,678	S	*	6/2005	Bretz et al.	D9/667
D506,679	S	*	6/2005	Bretz et al.	D9/667

D510,274	S	*	10/2005	Bretz et al.	D9/667
D511,689	S	*	11/2005	Bretz et al.	D9/667
D512,325	S	*	12/2005	Bretz et al.	D9/667
D525,530	S	*	7/2006	Livingston et al.	D9/538

* cited by examiner

Primary Examiner—Sandra Morris

(74) *Attorney, Agent, or Firm*—Banner & Witcoff, Ltd.

(57) **CLAIM**

The ornamental design for a bottle, as shown and described.

DESCRIPTION

FIG. 1 is a perspective view of a first embodiment of my new design for a bottle;

FIG. 2 is a front elevation view of the bottle of FIG. 1;

FIG. 3 is a side elevation view of the bottle of FIG. 2 rotated 90° clockwise;

FIG. 4 is a side elevation view of the bottle of FIG. 2 rotated 45° clockwise;

FIG. 5 is a top plan view of the bottle of FIG. 1;

FIG. 6 is a bottom plan view of the bottle of FIG. 1;

FIG. 7 is a perspective view of a second embodiment of the bottle;

FIG. 8 is a front elevation view of the bottle of FIG. 7;

FIG. 9 is a side elevation view of the bottle of FIG. 8 rotated 90° clockwise;

FIG. 10 is a side elevation view of the bottle of FIG. 8 rotated 45° clockwise;

FIG. 11 is a top plan view of the bottle of FIG. 7; and,

FIG. 12 is a bottom plan view of the bottle of FIG. 7.

The broken line showing is for illustrative purposes only, and forms no part of the claimed design.

1 Claim, 10 Drawing Sheets

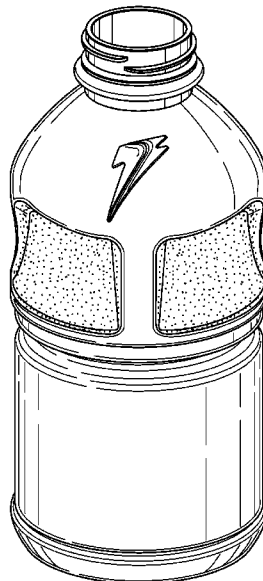


Fig. 1

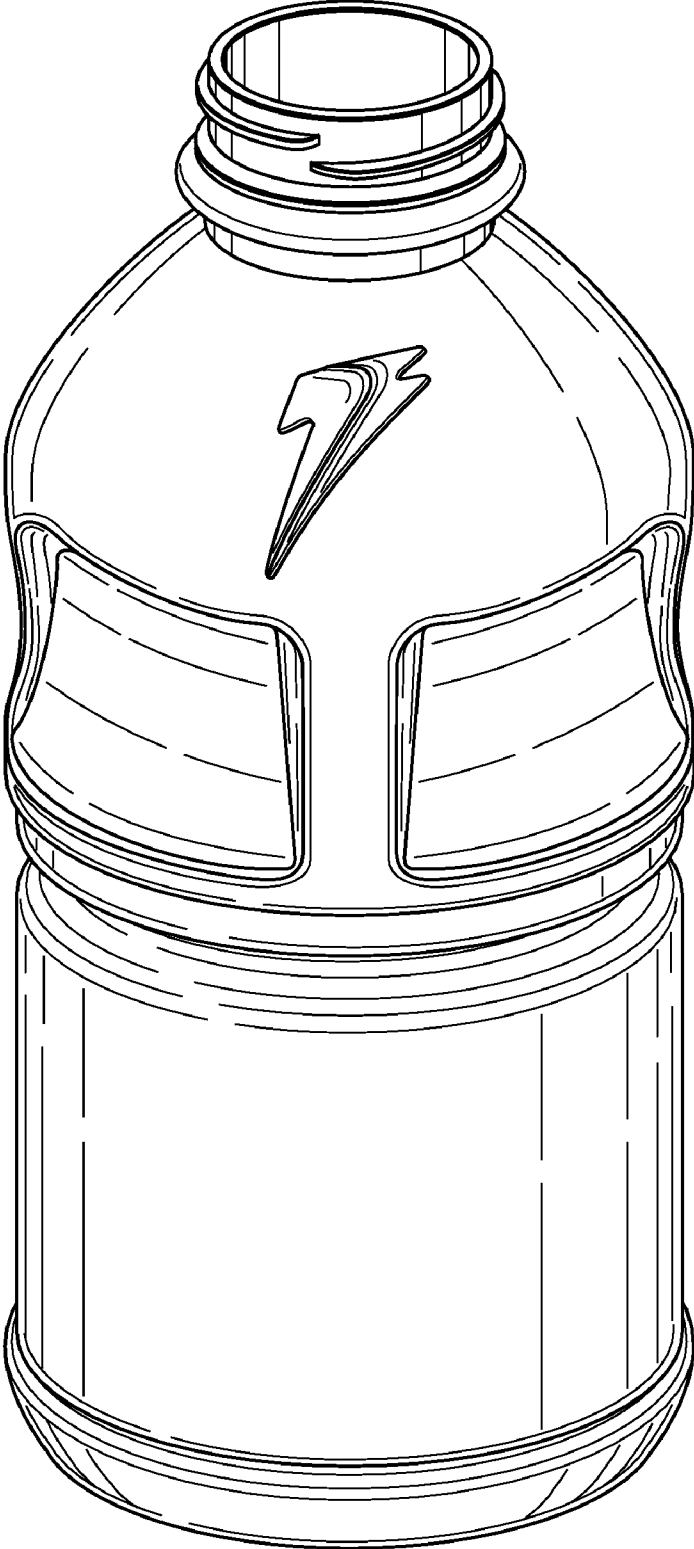


Fig. 2




Fig. 3

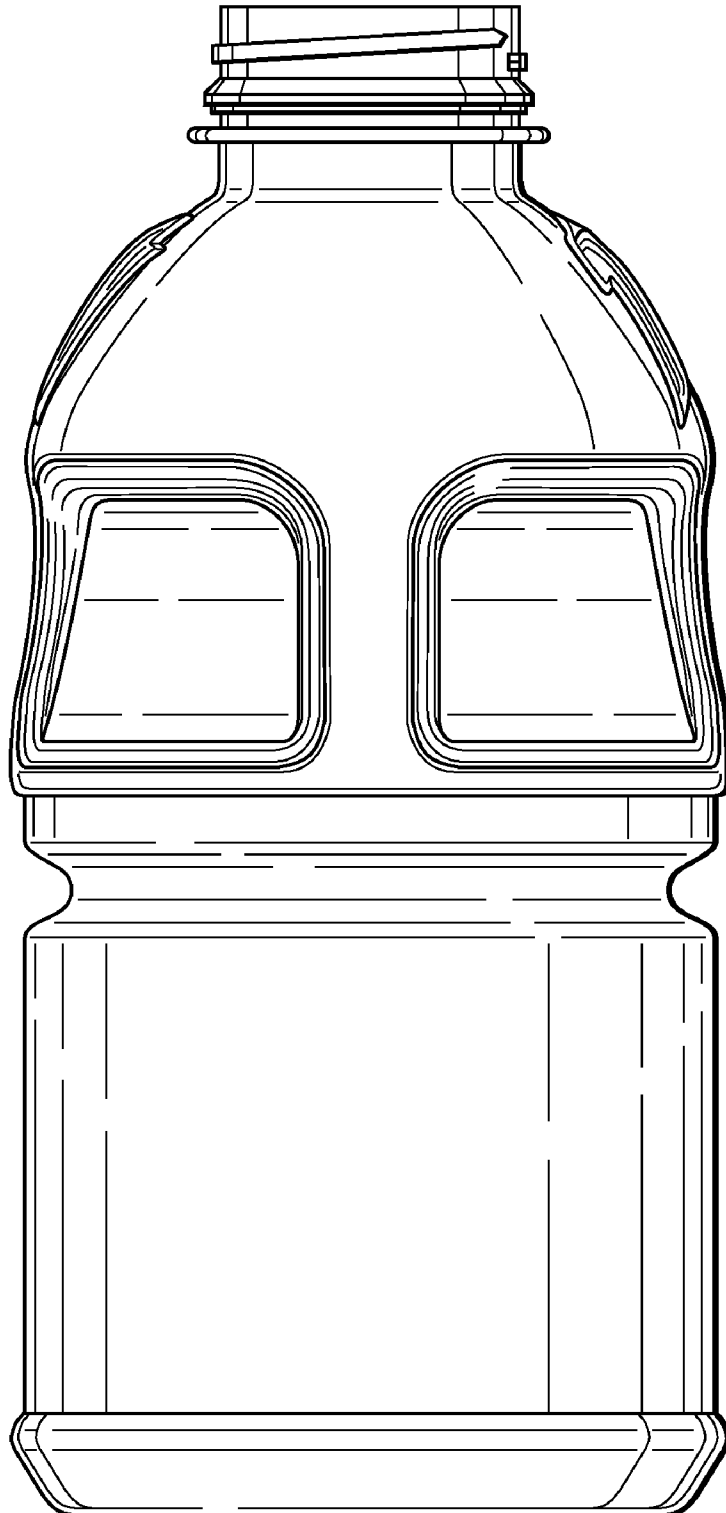


Fig. 4




Fig. 5

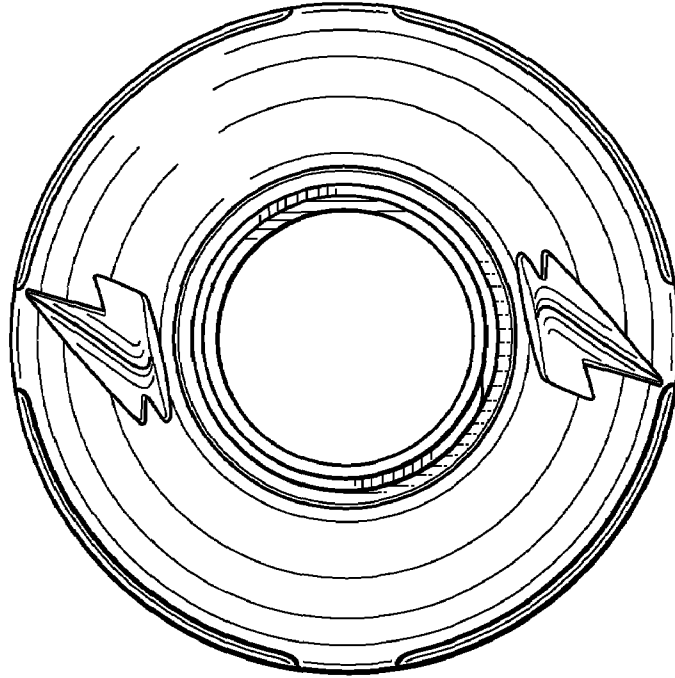


Fig. 6

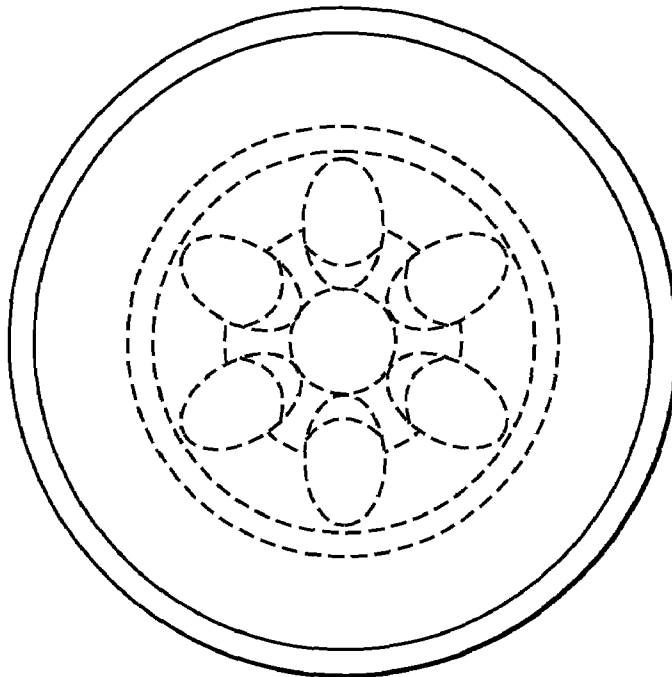


Fig. 7

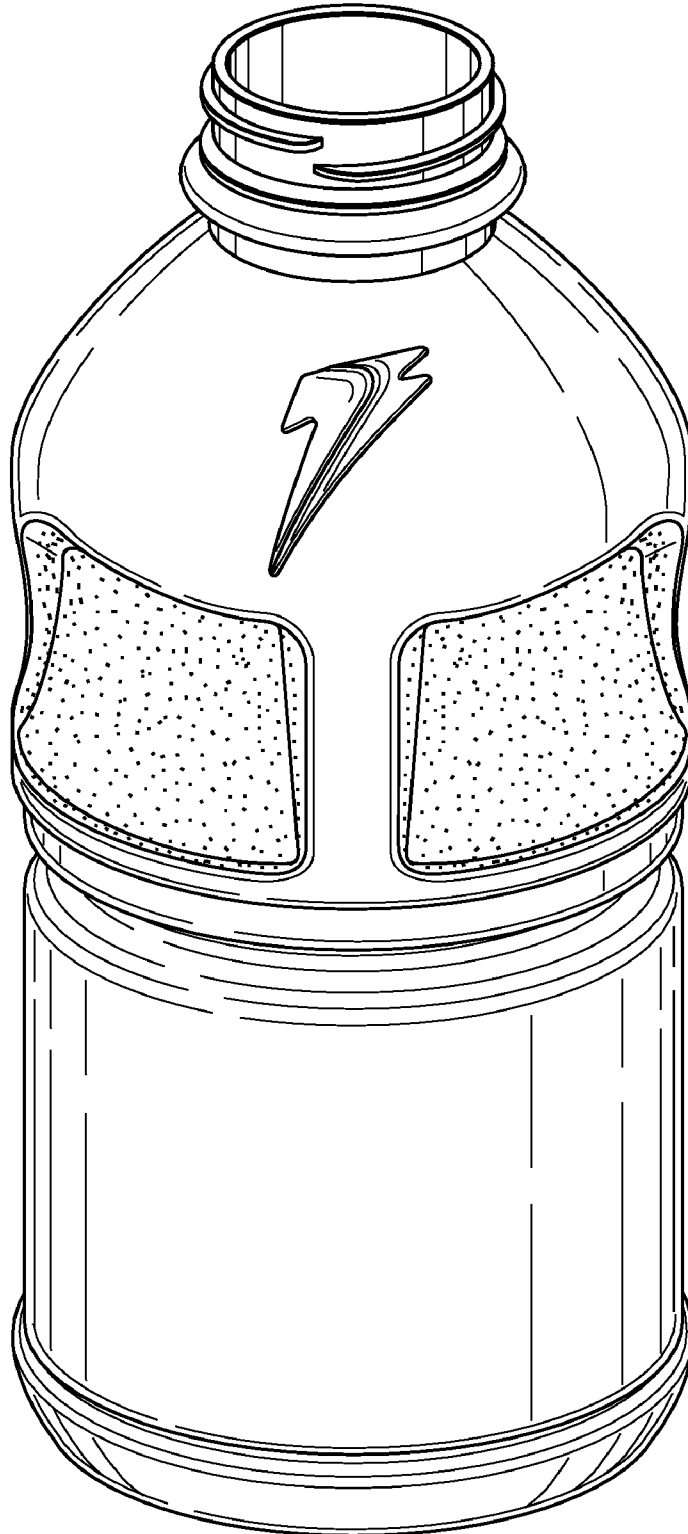


Fig. 8

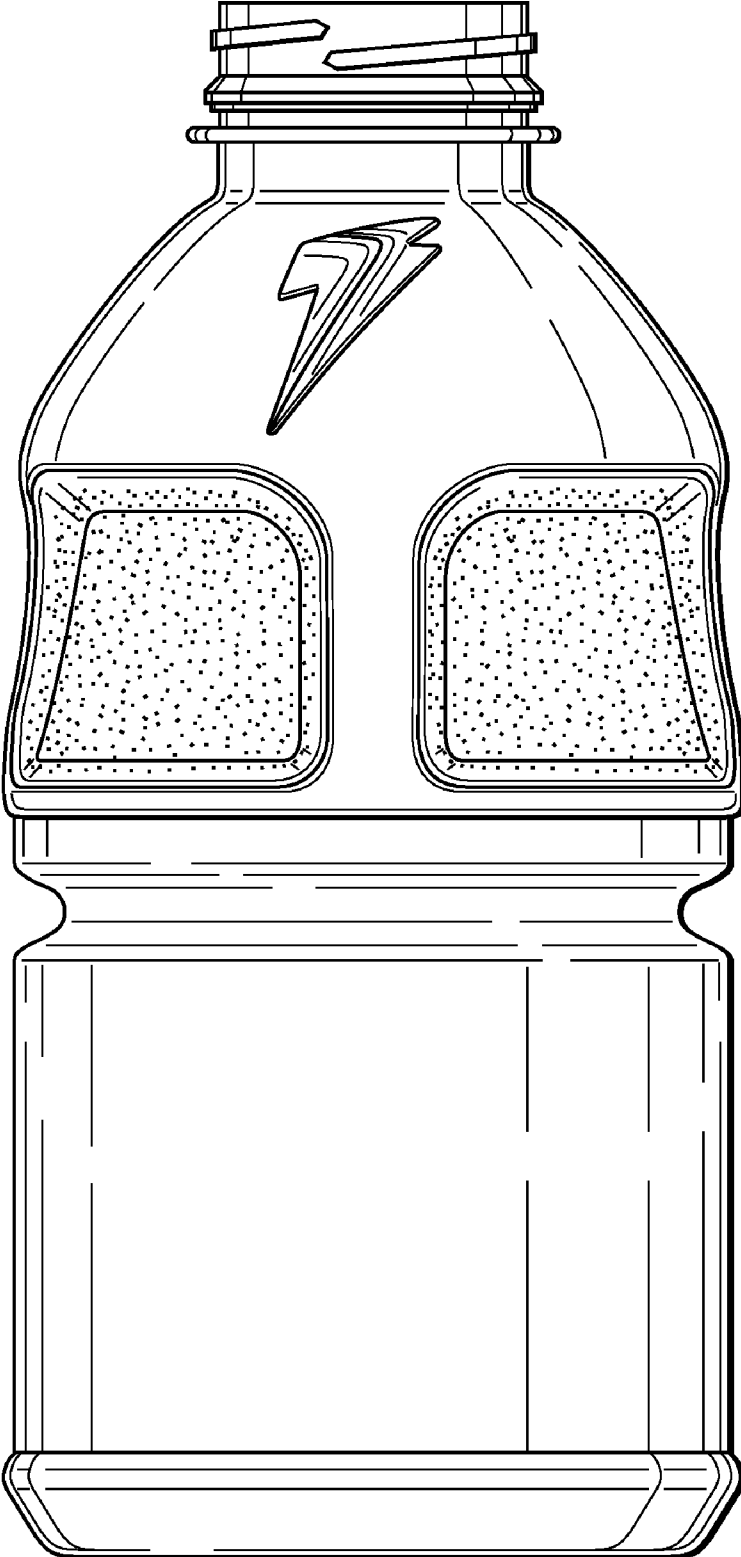


Fig. 9

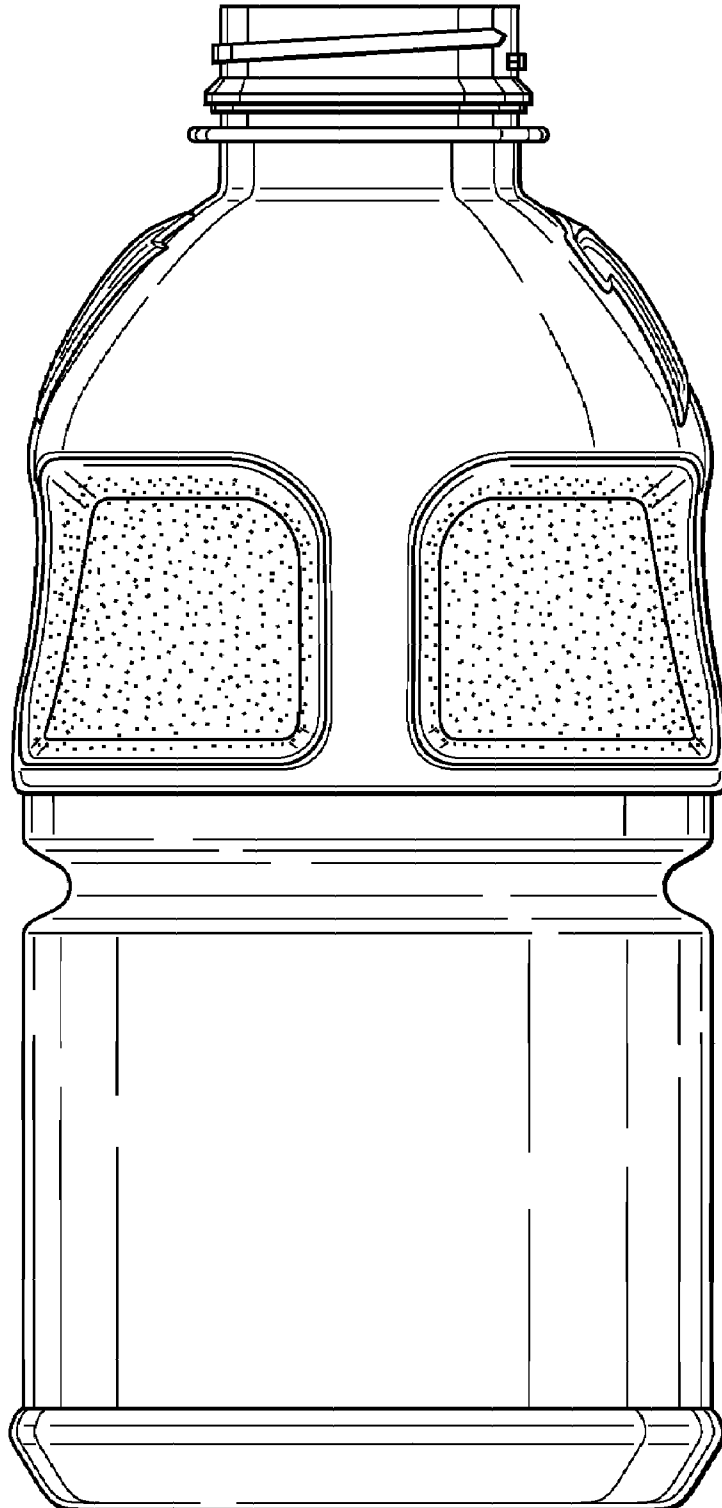


Fig. 10

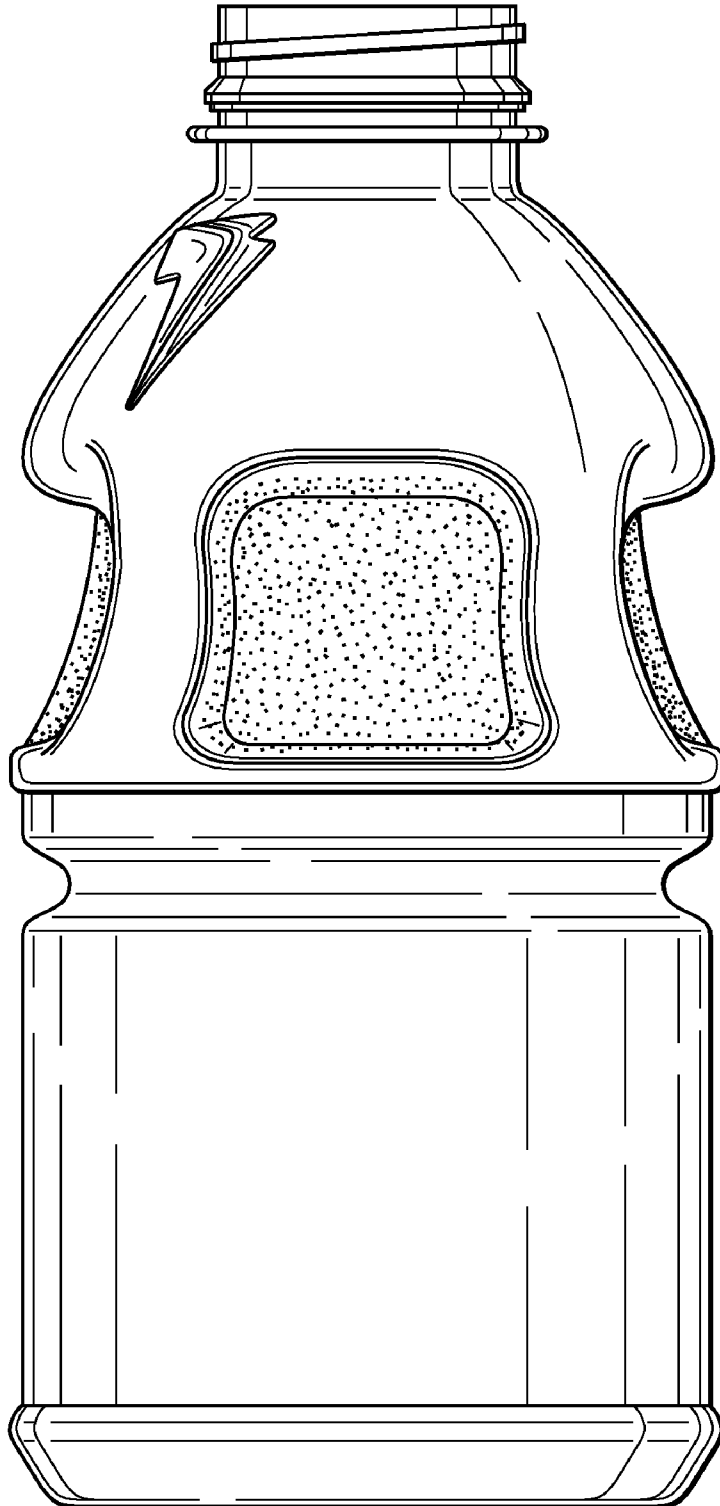


Fig. 11

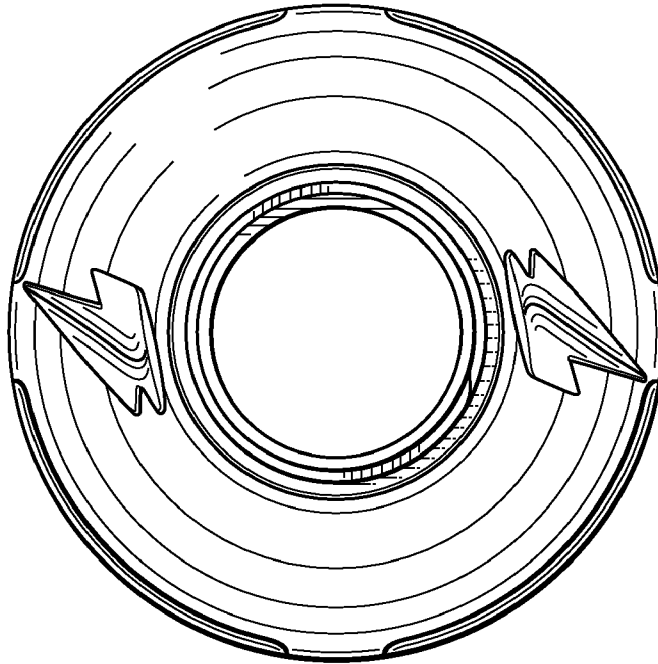


Fig. 12

