



INTERNATIONAL APPLICATION PUBLISHED UNDER THE PATENT COOPERATION TREATY (PCT)

<p>(51) International Patent Classification ⁶ : C07D 261/02, 265/10, 413/12, A61K 31/42, 31/535</p>	A1	<p>(11) International Publication Number: WO 98/06707</p> <p>(43) International Publication Date: 19 February 1998 (19.02.98)</p>						
<p>(21) International Application Number: PCT/US97/13761</p> <p>(22) International Filing Date: 13 August 1997 (13.08.97)</p> <p>(30) Priority Data:</p> <table border="0"> <tr> <td>60/024,225</td> <td>15 August 1996 (15.08.96)</td> <td>US</td> </tr> <tr> <td>08/700,906</td> <td>21 August 1996 (21.08.96)</td> <td>US</td> </tr> </table> <p>(71) Applicant: THE DU PONT MERCK PHARMACEUTICAL COMPANY [US/US]; 1007 Market Street, Wilmington, DE 19898 (US).</p> <p>(72) Inventors: JIN, Fuqiang; 115C Senatorial Drive, Greenville, DE 19808 (US). CONFALONE, Pasquale, Nicholas; 722 Hertford Road, Wilmington, DE 19803 (US).</p> <p>(74) Agent: REINERT, Norbert, F.; The Du Pont Merck Pharmaceutical Company, Legal/Patent Records Center, 1007 Market Street, Wilmington, DE 19898 (US).</p>		60/024,225	15 August 1996 (15.08.96)	US	08/700,906	21 August 1996 (21.08.96)	US	<p>(81) Designated States: AM, AU, AZ, BR, BY, CA, CN, CZ, EE, HU, IL, JP, KG, KR, KZ, LT, LV, MD, MX, NO, NZ, PL, RO, RU, SG, SI, SK, TJ, TM, UA, VN, Eurasian patent (AM, AZ, BY, KG, KZ, MD, RU, TJ, TM), European patent (AT, BE, CH, DE, DK, ES, FI, FR, GB, GR, IE, IT, LU, MC, NL, PT, SE).</p> <p>Published <i>With international search report. Before the expiration of the time limit for amending the claims and to be republished in the event of the receipt of amendments.</i></p>
60/024,225	15 August 1996 (15.08.96)	US						
08/700,906	21 August 1996 (21.08.96)	US						
<p>(54) Title: CYCLIC CARBAMATES AND ISOXAZOLIDINES AS IIB/IIIA ANTAGONISTS</p>								
<p>(57) Abstract</p>								
<p>This invention relates generally to cyclic carbamates and hydroxylamines which are useful as antagonists of the platelet glycoprotein IIb/IIIa fibrinogen receptor complex, to pharmaceutical compositions containing such compounds, processes for preparing such compounds, and to methods of using these compounds for the inhibition of platelet aggregation, as thrombolytics, and/or for the treatment of thromboembolic disorders.</p>								

FOR THE PURPOSES OF INFORMATION ONLY

Codes used to identify States party to the PCT on the front pages of pamphlets publishing international applications under the PCT.

AL	Albania	ES	Spain	LS	Lesotho	SI	Slovenia
AM	Armenia	FI	Finland	LT	Lithuania	SK	Slovakia
AT	Austria	FR	France	LU	Luxembourg	SN	Senegal
AU	Australia	GA	Gabon	LV	Latvia	SZ	Swaziland
AZ	Azerbaijan	GB	United Kingdom	MC	Monaco	TD	Chad
BA	Bosnia and Herzegovina	GE	Georgia	MD	Republic of Moldova	TG	Togo
BB	Barbados	GH	Ghana	MG	Madagascar	TJ	Tajikistan
BE	Belgium	GN	Guinea	MK	The former Yugoslav Republic of Macedonia	TM	Turkmenistan
BF	Burkina Faso	GR	Greece	ML	Mali	TR	Turkey
BG	Bulgaria	HU	Hungary	MN	Mongolia	TT	Trinidad and Tobago
BJ	Benin	IE	Ireland	MR	Mauritania	UA	Ukraine
BR	Brazil	IL	Israel	MW	Malawi	UG	Uganda
BY	Belarus	IS	Iceland	MX	Mexico	US	United States of America
CA	Canada	IT	Italy	NE	Niger	UZ	Uzbekistan
CF	Central African Republic	JP	Japan	NL	Netherlands	VN	Viet Nam
CG	Congo	KE	Kenya	NO	Norway	YU	Yugoslavia
CH	Switzerland	KG	Kyrgyzstan	NZ	New Zealand	ZW	Zimbabwe
CI	Côte d'Ivoire	KP	Democratic People's Republic of Korea	PL	Poland		
CM	Cameroon	KR	Republic of Korea	PT	Portugal		
CN	China	KZ	Kazakstan	RO	Romania		
CU	Cuba	LC	Saint Lucia	RU	Russian Federation		
CZ	Czech Republic	LI	Liechtenstein	SD	Sudan		
DE	Germany	LK	Sri Lanka	SE	Sweden		
DK	Denmark	LR	Liberia	SG	Singapore		
EE	Estonia						

TitleCyclic Carbamates and Isoxazolidines as IIB/IIIA
Antagonists

5

Field of the Invention

The present invention relates generally to cyclic carbamates and isoxazolidines which are useful as antagonists of the platelet glycoprotein IIb/IIIa fibrinogen receptor complex, to pharmaceutical compositions containing such compounds, processes for preparing such compounds, and to methods of using these compounds for the inhibition of platelet aggregation, as thrombolytics, and/or for the treatment of thromboembolic disorders.

15

Background of the Invention

Hemostasis is the normal physiological process in which bleeding from an injured blood vessel is arrested. It is a dynamic and complex process in which platelets play a key role. Within seconds of vessel injury, resting platelets become activated and are bound to the exposed matrix of the injured area by a phenomenon called platelet adhesion. Activated platelets also bind to each other in a process called platelet aggregation to form a platelet plug. The platelet plug can stop bleeding quickly, but it must be reinforced by fibrin for long-term effectiveness, until the vessel injury can be permanently repaired.

Thrombosis may be regarded as the pathological condition wherein improper activity of the hemostatic mechanism results in intravascular thrombus formation. Activation of platelets and the resulting platelet aggregation and platelet factor secretion has been associated with a variety of pathophysiological conditions including cardiovascular and cerebrovascular thromboembolic disorders, for example, the thromboembolic disorders associated with unstable

angina, myocardial infarction, transient ischemic
attack, stroke, atherosclerosis and diabetes. The
contribution of platelets to these disease processes
stems from their ability to form aggregates, or platelet
5 thrombi, especially in the arterial wall following
injury.

Platelets are activated by a wide variety of
agonists resulting in platelet shape change, secretion
of granular contents and aggregation. Aggregation of
10 platelets serves to further focus clot formation by
concentrating activated clotting factors at the site of
injury. Several endogenous agonists including adenosine
diphosphate (ADP), serotonin, arachidonic acid,
thrombin, and collagen, have been identified. Because
15 of the involvement of several endogenous agonists in
activating platelet function and aggregation, an
inhibitor which acts against all agonists would
represent a more efficacious antiplatelet agent than
currently available antiplatelet drugs, which are
20 agonist-specific.

Current antiplatelet drugs are effective against
only one type of agonist; these include aspirin, which
acts against arachidonic acid; ticlopidine, which acts
against ADP; thromboxane A₂ synthetase inhibitors or
25 receptor antagonists, which act against thromboxane A₂;
and hirudin, which acts against thrombin.

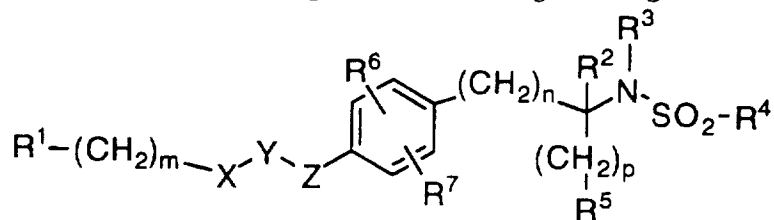
Recently, a common pathway for all known agonists
has been identified, namely platelet glycoprotein
IIB/IIIa complex (GPIIb/IIIa), which is the membrane
30 protein mediating platelet aggregation. A recent review
of GPIIb/IIIa is provided by Phillips et al. *Cell* (1991)
65: 359-362. The development of a GPIIb/IIIa antagonist
represents a promising new approach for antiplatelet
therapy.

35 GPIIb/IIIa does not bind soluble proteins on
unstimulated platelets, but GPIIb/IIIa in activated
platelets is known to bind four soluble adhesive

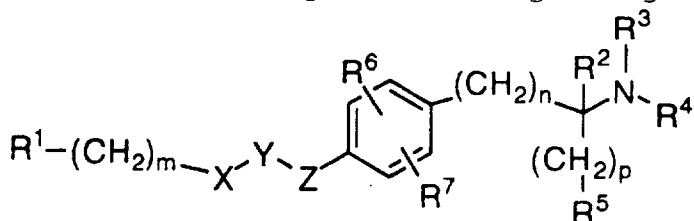
proteins, namely fibrinogen, von Willebrand factor, fibronectin, and vitronectin. The binding of fibrinogen and von Willebrand factor to GPIIb/IIIa causes platelets to aggregate. The binding of fibrinogen is mediated in part by the Arg-Gly-Asp (RGD) recognition sequence which is common to the adhesive proteins that bind GPIIb/IIIa.

Several RGD-peptidomimetic compounds have been reported which block fibrinogen binding and prevent the formation of platelet thrombi.

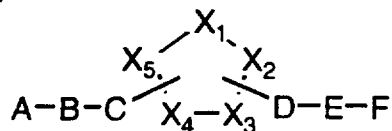
10 European Patent Application Publication Number 478363 relates to compounds having the general formula:



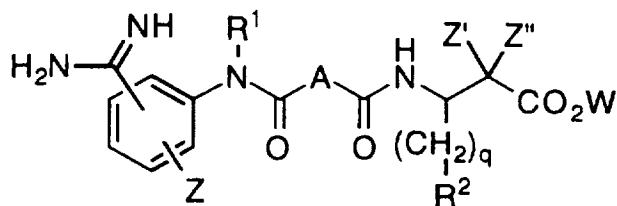
15 European Patent Application Publication Number 478328 relates to compounds having the general formula:



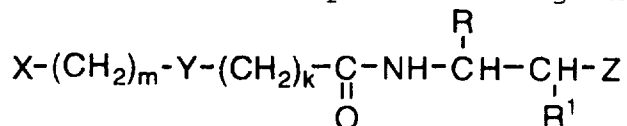
20 European Patent Application Publication Number 525629 (corresponds to Canadian Patent Application Publication Number 2,074,685) discloses compounds having the general formula:



25 PCT Patent Application 9307867 relates to compounds having the general formula:

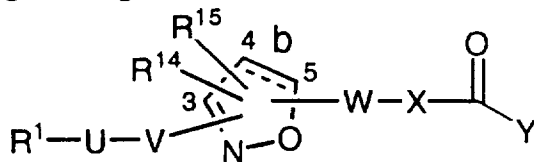


European Patent Application Publication Number
4512831 relates to compounds having the general formula:



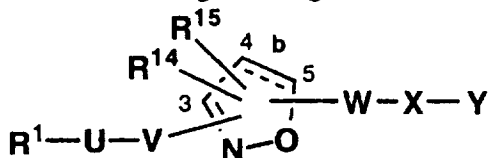
5

Copending commonly assigned US patent application
(USSN 08/337,920, filed 11/10/94, Wityak et al.;
published as WO95/13155, 6/1/95) discloses compounds
10 having the general formula:



which are useful as IIB/IIIA antagonists.

Copending commonly assigned US patent application
(USSN 08/455,768, filed 5/31/95, Voss et al.) discloses
15 compounds having the general formula:



which are useful as $\alpha_v\beta_3$ antagonists.

None of the above references teaches or suggests
20 the compounds of the present invention which are
described in detail below.

Summary of the Invention

One aspect of this invention provides novel
25 compounds of Formula I (described below) which are
useful as antagonists of the platelet glycoprotein
IIb/IIIa complex. The compounds of the present

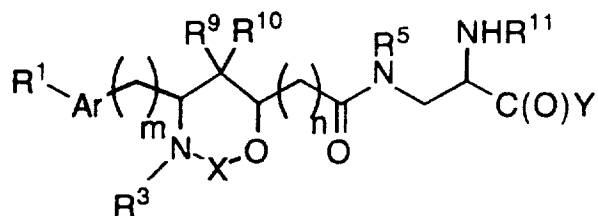
invention inhibit the binding of fibrinogen to platelet glycoprotein IIb/IIIa complex and inhibit the aggregation of platelets. The present invention also includes pharmaceutical compositions containing such compounds of Formula I, and methods of using such compounds for the inhibition of platelet aggregation, as thrombolytics, and/or for the treatment of thromboembolic disorders.

The present invention also includes methods of treating cardiovascular disease, thrombosis or harmful platelet aggregation, reocclusion following thrombolysis, reperfusion injury, or restenosis by administering a compound of Formula I alone or in combination with one or more additional therapeutic agents selected from: anti-coagulants such as warfarin or heparin; anti-platelet agents such as aspirin, piroxicam or ticlopidine; thrombin inhibitors such as boroarginine derivatives, hirudin or argatroban; or thrombolytic agents such as tissue plasminogen activator, anistreplase, urokinase or streptokinase; or combinations thereof.

Also included in the present invention are pharmaceutical kits comprising one or more containers containing pharmaceutical dosage units comprising a compound of Formula I, for the treatment of cell adhesion related disorders, including but not limited to thromboembolic disorders.

Detailed Description of the Invention

This invention relates to novel compounds of the Formula I:



(I)

their enantiomeric, diastereomeric, pharmaceutically acceptable salts or prodrug forms thereof wherein:

R^1 is selected from R^2HN- , $R^2HN(R^2N=)C-$, $R^2HN(CH_2)_qZ-$,
 $R^2HN(R^2N=)C(CH_2)_qZ-$, $R^2HN(R^2N=)CN(R^2)-$, $R^2HNC(O)-$,
 5 $R^2(R^5O)N(R^2N=)C-$, or $R^2HN(R^5ON=)C-$;

q is 1-3;

Z is selected from a bond (i.e. is absent), O, S, or $S(=O)$, $S(=O)_2$;

R^2 is selected from H, aryl(C_1 - C_{10} alkoxy)carbonyl, or
 10 C_1 - C_{10} alkoxy carbonyl, C_1 - C_4 alkyl, C_3 - C_6 alkenyl;

R^3 is selected from H, C_1 - C_6 alkyl, C_2 - C_6 alkenyl, C_2 - C_6 alkynyl, C_3 - C_7 cycloalkyl, - (phenyl) - substituted with 0-2 R^{6a} , or - (pyridyl) - substituted with 0-2 R^{6a} ;

15 R^5 is selected from H or C_1 - C_{10} alkyl substituted with 0-1 R^{4b} ;

R^{4b} is selected from C_1 - C_6 alkyl, C_2 - C_6 alkenyl, C_2 - C_6 alkynyl, C_3 - C_7 cycloalkyl, C_7 - C_{14} bicycloalkyl, hydroxy, C_1 - C_6 alkoxy, C_1 - C_6 alkylthio, C_1 - C_6 alkylsulfinyl, C_1 - C_6 alkylsulfonyl, nitro, C_1 - C_6 alkylcarbonyl, C_6 - C_{10} aryl, $-N(R^{12})R^{13}$; halo, CF_3 , CN, C_1 - C_6 alkoxy carbonyl, carboxy, piperidinyl, morpholinyl or pyridinyl;

Ar is selected from:

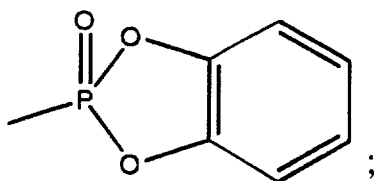
25 a single bond (i.e., Ar is not present),
 -(phenyl)- substituted with 0-2 R^{6a} ,
 -(piperidinyl)- substituted with 0-2 R^{6a} , or
 -(pyridyl)- substituted with 0-2 R^{6a} ;

30 R^{6a} is selected from C_1 - C_4 alkyl, C_1 - C_4 alkoxy, halo, CF_3 , NO_2 , or $NR^{12}R^{13}$;

X is selected from $-C(O)-$ or a single bond, i.e. X is absent;

Y is selected from hydroxy, C_1 to C_{10} alkyloxy, C_3 to C_{11} cycloalkyloxy, C_6 to C_{10} aryloxy, C_7 to C_{11} aralkyloxy, C_3 to C_{10} alkylcarbonyloxyalkyloxy, C_3 to C_{10} alkoxy carbonyloxyalkyloxy, C_2 to C_{10} alkoxy carbonylalkyloxy, C_5 to C_{10}

- cycloalkylcarbonyloxyalkyloxy, C₅ to C₁₀
 cycloalkoxycarbonyloxyalkyloxy, C₅ to C₁₀
 cycloalkoxycarbonylalkyloxy, C₇ to C₁₁
 aryloxy carbonylalkyloxy, C₈ to C₁₂
 5 aryloxy carbonyloxyalkyloxy, C₈ to C₁₂
 arylcarbonyloxyalkyloxy, C₅ to C₁₀
 alkoxyalkylcarbonyloxyalkyloxy, C₅ to C₁₀ (5-alkyl-
 1,3-dioxa-cyclopenten-2-one-yl)methyloxy, C₁₀ to C₁₄
 (5-aryl-1,3-dioxa-cyclopenten-2-one-yl)methyloxy,
 10 (R²)HN-(C₁-C₁₀ alkoxy)-;
- m is 0-2;
 n is 0-4;
 R⁹ and R¹⁰ are each independently selected from H, C₁-C₆
 alkyl, C₂-C₆ alkenyl, C₂-C₆ alkynyl, C₃-C₇
 15 cycloalkyl, - (phenyl) - substituted with 0-2 R^{6a},
 or - (pyridyl) - substituted with 0-2R^{6a};
- R¹¹ is
- C(=O)-O-R^{14a},
 - C(=O)-R^{14b},
 - 20 -C(=O)N(R^{14b})₂,
 - C(=O)NHSO₂R^{14a},
 - C(=O)NHC(=O)R^{14b},
 - C(=O)NHC(=O)OR^{14a},
 - C(=O)NHSO₂NHR^{14b},
 - 25 -C(=S)-NH-R^{14b},
 - NH-C(=O)-O-R^{14a},
 - NH-C(=O)R^{14b},
 - NH-C(=O)-NH-R^{14b},
 - SO₂-O-R^{14a},
 - 30 -SO₂-R^{14a},
 - SO₂-N(R^{14b})₂,
 - SO₂-NHC(=O)OR^{14b},
 - P(=S)(OR^{14a})₂,
 - P(=O)(OR^{14a})₂,
 - 35 -P(=S)(R^{14a})₂,
 - P(=O)(R^{14a})₂, or



R¹² and R¹³ are each independently selected from H,
 C₁-C₁₀ alkyl, C₁-C₁₀ alkoxy carbonyl, C₁-C₁₀
 alkyl carbonyl, C₁-C₁₀ alkyl sulfonyl,
 5 heteroaryl (C₁-C₄ alkyl) sulfonyl,
 aryl (C₁-C₁₀ alkyl) sulfonyl, aryl sulfonyl, aryl,
 heteroaryl carbonyl, heteroaryl sulfonyl, or
 heteroaryl alkyl carbonyl, wherein said aryls and
 heteroaryls are optionally substituted with 0-3
 10 substituents selected from the group consisting of:
 C₁-C₄ alkyl, C₁-C₄ alkoxy, halo, CF₃, and NO₂;

R^{14a} is

C₁-C₈ alkyl substituted with 0-2R¹⁵,
 C₂-C₈ alkenyl substituted with 0-2R¹⁵,
 15 C₂-C₈ alkynyl substituted with 0-2R¹⁵,
 C₃-C₈ cycloalkyl substituted with 0-2R¹⁵,
 aryl substituted with 0-4R¹⁵,
 aryl (C₁-C₆ alkyl)-substituted with 0-4R¹⁵,
 20 a 5-10 membered heterocyclic ring system having 1-3
 heteroatoms selected independently from O, S, and N,
 said heterocyclic ring being substituted with 0-4
 R¹⁵, or
 C₁-C₆ alkyl substituted with a 5-10 membered
 25 heterocyclic ring system having 1-3 heteroatoms
 selected independently from O, S, and N, said
 heterocyclic ring being substituted with 0-4R¹⁵;

R^{14b} is R^{14a} or H;

R¹⁵ is H, halogen, CF₃, CN, NO₂, NR¹²R¹³, C₁-C₈ alkyl, C₂-
 30 C₆ alkenyl, C₃-C₁₁ cycloalkyl, C₄-C₁₁
 cycloalkyl alkyl, aryl, aryl (C₁-C₆ alkyl)-, C₁-C₆
 alkoxy, or C₁-C₄ alkoxy carbonyl;

provided that m and n are chosen such that the number of atoms connecting R¹ and Y is in the range of 10-18.

Preferred compounds of the present invention are
5 compounds wherein:

R¹ is selected from R²NHC(=NR²)- or R²NHC(=NR²)NH-;

R² is selected from H, C₁-C₁₀ alkoxy carbonyl, or C₁-C₄ alkyl;

R³ is selected from H, C₁-C₆ alkyl, or - (phenyl) -
10 substituted with 0-2R^{6a};

R⁵ is selected from H or C₁-C₄ alkyl

Ar is - (phenyl) - substituted with 0-2 R^{6a};

R^{6a} is selected from C₁-C₄ alkyl, C₁-C₄ alkoxy, halo, CF₃, NO₂, or NR¹²R¹³;

15 X is selected from -C(O)- or a single bond, i.e. X is absent;

Y is selected from:

hydroxy;

C₁ to C₁₀ alkoxy;

20 methylcarbonyloxymethoxy-;

ethylcarbonyloxymethoxy-;

t-butylcarbonyloxymethoxy-;

cyclohexylcarbonyloxymethoxy-;

1- (methylcarbonyloxy) ethoxy-;

25 1- (ethylcarbonyloxy) ethoxy-;

1- (*t*-butylcarbonyloxy) ethoxy-;

1- (cyclohexylcarbonyloxy) ethoxy-;

i-propyloxycarbonyloxymethoxy-;

t-butyloxycarbonyloxymethoxy-;

30 1- (*i*-propyloxycarbonyloxy) ethoxy-;

1- (cyclohexyloxycarbonyloxy) ethoxy-;

1- (*t*-butyloxycarbonyloxy) ethoxy-;

(5-methyl-1,3-dioxacyclopenten-2-on-4-yl) methoxy-;

(5- (*t*-butyl) -1,3-dioxacyclopenten-2-on-4-

35 yl) methoxy-;

(1,3-dioxa-5-phenyl-cyclopenten-2-on-4-yl) methoxy-;

1- (2- (2-methoxypropyl) carbonyloxy) ethoxy-;

m is 1 or 2;

n is 1 or 2;

R⁹ and R¹⁰ each are H;

R¹² is selected from H, C₁-C₆ alkyl, C₁-C₄

5 alkoxycarbonyl, C₁-C₆ alkylcarbonyl, C₁-C₆
alkylsulfonyl, aryl(C₁-C₄ alkyl)sulfonyl,
heteroaryl(C₁-C₄ alkyl)sulfonyl, arylsulfonyl,
heteroarylsulfonyl, aryl, pyridylcarbonyl or
pyridylmethylcarbonyl, wherein said aryls and
10 heteroaryls are optionally substituted with 0-3
substituents selected from the group consisting of:
C₁-C₄ alkyl, C₁-C₄ alkoxy, halo, CF₃, and NO₂; and
R¹³ is H.

15 The most preferred compounds of the present
invention are:

Cis-3-[2-[2-methyl-3-(4-amidinophenyl)-
isoxazolidin-5-yl]-acetyl]amino-N-(3-
20 methylphenylsulfonyl)-L-alanine methyl ester
monotrifluoroacetic acid

Trans-3-[2-[2-methyl-3-(4-amidinophenyl)-
isoxazolidin-5-yl]acetyl]amino-N-(3-
25 methylphenylsulfonyl)-L-alanine methyl ester
monotrifluoroacetic acid

Cis-3-[2-[2-benzyl-3-(4-amidinophenyl)-
isoxazolidin-5-yl]acetyl]-N-(3-methylphenylsulfonyl)-L-
30 alanine methyl ester monotrifluoroacetic acid

Cis-3-[2-[2-isopropyl-3-(4-amidinophenyl)-
isoxazolidin-5-yl]acetyl]amino-N-(3-
methylphenylsulfonyl)-L-alanine methyl ester
35 monotrifluoroacetic acid

Cis-3-[2-[2-methyl-3-(4-amidinophenyl)-

- isoxazolidin-5-yl]acetyl]amino-N-(2-methylphenylsulfonyl)-L-alanine methyl ester monotrifluoroacetic acid
- 5 Cis-3-[2-[2-methyl-3-(4-amidinophenyl)-isoxazolidin-5-yl]acetyl]amino-N-(3,5-dimethyloxazol-4-ylsulfonyl)-L-alanine methyl ester monotrifluoroacetic acid
- 10 Cis-3-[2-[2-methyl-3-(4-amidinophenyl)-isoxazolidin-5-yl]acetyl]amino-N-n-butyloxycarbonyl-L-alanine methyl ester monotrifluoroacetic acid
- Cis-3-[2-[2-phenyl-3-(4-amidinophenyl)-isoxazolidin-5-yl]acetyl]amino-N-(3-methylphenylsulfonyl)-L-alanine methyl ester monotrifluoroacetic acid
- 15
- Cis-3-[2-[2-methyl-3-(4-amidinophenyl)-isoxazolidin-5-yl]acetyl]amino-N-(3-methylphenylsulfonyl)-L-alanine monohydrogenchloride
- 20
- Cis-3-[2-[2-benzyl-3-(4-amidinophenyl)-isoxazolidin-5-yl]acetyl]amino-N-(3-methylphenylsulfonyl)-L-alanine monohydrogenchloride
- 25
- Cis-3-[2-[2-isopropyl-3-(4-amidinophenyl)-isoxazolidin-5-yl]acetyl]amino-N-(3-methylphenylsulfonyl)-L-alanine monohydrogenchloride
- 30
- Cis-3-[2-[2-methyl-3-(4-amidinophenyl)-isoxazolidin-5-yl]acetyl]amino-N-(2-methylphenylsulfonyl)-L-alanine monohydrogenchloride
- 35 Cis-3-[2-[2-methyl-3-(4-amidinophenyl)-isoxazolidin-5-yl]acetyl]amino-N-(3,5-dimethyloxazol-4-ylsulfonyl)-L-alanine monohydrogenchloride

- Cis-3-[2-[2-methyl-3-(4-amidinophenyl)-isoxazolidin-5-yl]acetyl]amino-N-n-butyloxycarbonyl-L-alanine monohydrogenchloride
- 5 Cis-3-[2-[2-phenyl-3-(4-amidinophenyl)-isoxazolidin-5-yl]acetyl]amino-N-(3-methylphenylsulfonyl)-L-alanine monohydrogenchloride
- 10 Cis-3-[[[4-[4-(aminoiminomethyl)phenyl]tetrahydro-3-methyl-2-oxo-2H-1,3-oxazin-6-yl]acetyl]amino]-N-[(3-methylphenyl)sulfonyl]-L-alanine methyl ester monohydrogenchloride
- 15 Cis-3-[[[4-[4-(aminoiminomethyl)phenyl]tetrahydro-3-benzyl-2-oxo-2H-1,3-oxazin-6-yl]acetyl]amino]-N-[(3-methylphenyl)sulfonyl]-L-alanine methyl ester monohydrogenchloride
- 20 Cis-3-[[[4-[4-(aminoiminomethyl)phenyl]tetrahydro-3-methyl-2-oxo-2H-1,3-oxazin-6-yl]acetyl]amino]-N-[(2-methylphenyl)sulfonyl]-L-alanine methyl ester monohydrogenchloride
- 25 Cis-3-[[[4-[4-(aminoiminomethyl)phenyl]tetrahydro-3-methyl-2-oxo-2H-1,3-oxazin-6-yl]acetyl]amino]-N-[(3,5-dimethylisoxazol-4-yl)sulfonyl]-L-alanine methyl ester monohydrogenchloride
- 30 Cis-3-[[[4-[4-(aminoiminomethyl)phenyl]tetrahydro-3-methyl-2-oxo-2H-1,3-oxazin-6-yl]acetyl]amino]-N-(n-butyloxycarbonyl)-L-alanine methyl ester monohydrogenchloride
- 35 Cis-3-[[[4-[4-(aminoiminomethyl)phenyl]tetrahydro-3-methyl-2-oxo-2H-1,3-oxazin-6-yl]acetyl]amino]-N-[(3-methylphenyl)sulfonyl]-L-alanine monohydrogenchloride

- 5 Cis-3-[[[4-[4-(aminoiminomethyl)phenyl]tetrahydro-3-benzyl-2-oxo-2H-1,3-oxazin-6-yl]acetyl]amino]-N-[(3-methylphenyl)sulfonyl]-L-alanine monohydrogenchloride
- 10 Cis-3-[[[4-[4-(aminoiminomethyl)phenyl]tetrahydro-3-methyl-2-oxo-2H-1,3-oxazin-6-yl]acetyl]amino]-N-[(2-methylphenyl)sulfonyl]-L-alanine monohydrogenchloride
- 15 Cis-3-[[[4-[4-(aminoiminomethyl)phenyl]tetrahydro-3-methyl-2-oxo-2H-1,3-oxazin-6-yl]acetyl]amino]-N-[(3,5-dimethylisoxazol-4-yl)sulfonyl]-L-alanine monohydrogenchloride
- 20 Cis-3-[[[4-[4-(aminoiminomethyl)phenyl]tetrahydro-3-methyl-2-oxo-2H-1,3-oxazin-6-yl]acetyl]amino]-N-(n-butylloxycarbonyl)-L-alanine monohydrogenchloride

The compounds of Formula I of the present invention
20 are useful for the treatment (including prevention) of thromboembolic disorders. The term "thromboembolic disorders" as used herein includes conditions involving platelet activation and aggregation, such as arterial or venous cardiovascular or cerebrovascular thromboembolic
25 disorders, including, for example, thrombosis, unstable angina, first or recurrent myocardial infarction, ischemic sudden death, transient ischemic attack, stroke, atherosclerosis, venous thrombosis, deep vein thrombosis, thrombophlebitis, arterial embolism,
30 coronary and cerebral arterial thrombosis, myocardial infarction, cerebral embolism, kidney embolisms, pulmonary embolisms, or such disorders associated with diabetes, comprising administering to a mammal in need of such treatment a therapeutically effective amount of
35 a compound of Formula I described above.

The compounds of the present invention are useful for inhibiting the binding of fibrinogen to blood

platelets, inhibiting aggregation of blood platelets, treating thrombus formation or embolus formation, or preventing thrombus or embolus formation in a mammal. The compounds of the invention may be used as a
5 medicament for blocking fibrinogen from acting at its receptor site in a mammal.

Compounds of the invention may be administered to patients where prevention of thrombosis by inhibiting binding of fibrinogen to the platelet membrane
10 glycoprotein complex IIb/IIIa receptor is desired. They are useful in surgery on peripheral arteries (arterial grafts, carotid endarterectomy) and in cardiovascular surgery where manipulation of arteries and organs, and/or the interaction of platelets with artificial
15 surfaces, leads to platelet aggregation and consumption, and where the aggregated platelets may form thrombi and thromboemboli. The compounds of the present invention may be administered to these surgical patients to prevent the formation of thrombi and thromboemboli.

20 Extracorporeal circulation is routinely used during cardiovascular surgery in order to oxygenate blood. Platelets adhere to surfaces of the extracorporeal circuit. Adhesion is dependent on the interaction between GPIIb/IIIa on the platelet membranes and
25 fibrinogen adsorbed to the surface of the extracorporeal circuit. Platelets released from artificial surfaces show impaired homeostatic function. The compounds of the invention may be administered to prevent such *ex vivo* adhesion.

30 The compounds of the present invention may be used for other *ex vivo* applications to prevent cellular adhesion in biological samples.

Other applications of these compounds include prevention of platelet thrombosis, thromboembolism, and
35 reocclusion during and after thrombolytic therapy and prevention of platelet thrombosis, thromboembolism and reocclusion after angioplasty of coronary and other

arteries and after coronary artery bypass procedures. The compounds of the present invention may also be used to prevent myocardial infarction. The compounds of the present invention are useful as thrombolytics for the
5 treatment of thromboembolic disorders.

The compounds of the present invention can also be administered in combination with one or more additional therapeutic agents select from: anti-coagulant or coagulation inhibitory agents, such as heparin or
10 warfarin; anti-platelet or platelet inhibitory agents, such as aspirin, piroxicam, or ticlopidine; thrombin inhibitors such as boro-peptides, hirudin or argatroban; or thrombolytic or fibrinolytic agents, such as plasminogen activators, anistreplase, urokinase, or
15 streptokinase.

The compounds of Formula I of the present invention can be administered in combination with one or more of the foregoing additional therapeutic agents, thereby to reduce the doses of each drug required to achieve the
20 desired therapeutic effect. Thus, the combination treatment of the present invention permits the use of lower doses of each component, with reduced adverse, toxic effects of each component. A lower dosage minimizes the potential of side effects of the
25 compounds, thereby providing an increased margin of safety relative to the margin of safety for each component when used as a single agent. Such combination therapies may be employed to achieve synergistic or additive therapeutic effects for the treatment of
30 thromboembolic disorders.

By "therapeutically effective amount" it is meant an amount of a compound of Formula I that when administered alone or in combination with an additional therapeutic agent to a cell or mammal is effective to
35 prevent or ameliorate the thromboembolic disease condition or the progression of the disease.

By "administered in combination" or "combination therapy" it is meant that the compound of Formula I and one or more additional therapeutic agents are administered concurrently to the mammal being treated.

5 When administered in combination each component may be administered at the same time or sequentially in any order at different points in time. Thus, each component may be administered separately but sufficiently closely in time so as to provide the desired therapeutic effect.

10 The term anti-coagulant agents (or coagulation inhibitory agents), as used herein, denotes agents that inhibit blood coagulation. Such agents include warfarin (available as Coumadin™) and heparin.

The term anti-platelet agents (or platelet inhibitory agents), as used herein, denotes agents that inhibit platelet function such as by inhibiting the aggregation, adhesion or granular secretion of platelets. Such agents include the various known non-steroidal anti-inflammatory drugs (NSAIDS) such as aspirin, ibuprofen, naproxen, sulindac, indomethacin, mefenamate, droxicam, diclofenac, sulfinpyrazone, and piroxicam, including pharmaceutically acceptable salts or prodrugs thereof. Of the NSAIDS, aspirin (acetylsalicylic acid or ASA), and piroxicam.

20 Piroxicam is commercially available from Pfizer Inc. (New York, NY), as Feldane™. Other suitable anti-platelet agents include ticlopidine, including pharmaceutically acceptable salts or prodrugs thereof. Ticlopidine is also a preferred compound since it is known to be gentle on the gastro-intestinal tract in use. Still other suitable platelet inhibitory agents include thromboxane-A₂-receptor antagonists and thromboxane-A₂-synthetase inhibitors, as well as pharmaceutically acceptable salts or prodrugs thereof.

35 The phrase thrombin inhibitors (or anti-thrombin agents), as used herein, denotes inhibitors of the serine protease thrombin and other inhibitors of

thrombin synthesis such as Factor XA. By inhibiting thrombin, various thrombin-mediated processes, such as thrombin-mediated platelet activation (that is, for example, the aggregation of platelets, and/or the granular secretion of plasminogen activator inhibitor-1 and/or serotonin) and/or fibrin formation are disrupted. Such inhibitors include boroarginine derivatives and boro-peptides, hirudin and argatroban, including pharmaceutically acceptable salts and prodrugs thereof.

5

10 Boroarginine derivatives and boro-peptides include N-acetyl and peptide derivatives of boronic acid, such as C-terminal α -aminoboronic acid derivatives of lysine, ornithine, arginine, homoarginine and corresponding isothiuronium analogs thereof. The term hirudin, as

15 used herein, includes suitable derivatives or analogs of hirudin, referred to herein as hirulogs, such as disulfatohirudin. Boro-peptide thrombin inhibitors include compounds described in Kettner et al., U.S. Patent No. 5,187,157 and European Patent Application

20 Publication Number 293 881 A2, the disclosures of which are hereby incorporated herein by reference. Other suitable boroarginine derivatives and boro-peptide thrombin inhibitors include those disclosed in PCT Application Publication Number 92/07869 and European

25 Patent Application Publication Number 471 651 A2, the disclosures of which are hereby incorporated herein by reference, in their entirety.

The phrase thrombolytics (or fibrinolytic) agents (or thrombolytics or fibrinolytics), as used herein,

30 denotes agents that lyse blood clots (thrombi). Such agents include tissue plasminogen activator, anistreplase, urokinase or streptokinase, including pharmaceutically acceptable salts or prodrugs thereof. Tissue plasminogen activator (tPA) is commercially

35 available from Genentech Inc., South San Francisco, California. The term anistreplase, as used herein, refers to anisoylated plasminogen streptokinase

activator complex, as described, for example, in European Patent Application No. 028,489, the disclosures of which are hereby incorporated herein by reference herein, in their entirety. Anistreplase is commercially available as EminaseTM. The term urokinase, as used herein, is intended to denote both dual and single chain urokinase, the latter also being referred to herein as prourokinase.

Administration of the compounds of Formula I of the invention in combination with such additional therapeutic agent, may afford an efficacy advantage over the compounds and agents alone, and may do so while permitting the use of lower doses of each. A lower dosage minimizes the potential of side effects, thereby providing an increased margin of safety.

GPIIb/IIIa is known to be overexpressed in metastatic tumor cells. The compounds or combination products of the present invention may also be useful for the treatment, including prevention, of metastatic cancer.

The compounds of the present invention are also useful as standard or reference compounds, for example as a quality standard or control, in tests or assays involving the binding of fibrinogen to platelet GPIIb/IIIa. Such compounds may be provided in a commercial kit, for example, for use in pharmaceutical research involving GPIIb/IIIa. The compounds of the present invention may also be used in diagnostic assays involving platelet GPIIb/IIIa.

The compounds herein described may have asymmetric centers. Unless otherwise indicated, all chiral, diastereomeric and racemic forms are included in the present invention. Many geometric isomers of olefins, C=N double bonds, and the like can also be present in the compounds described herein, and all such stable isomers are contemplated in the present invention. It will be appreciated that compounds of the present

invention that contain asymmetrically substituted carbon atoms may be isolated in optically active or racemic forms. It is well known in the art how to prepare optically active forms, such as by resolution of racemic
5 forms or by synthesis, from optically active starting materials. All chiral, diastereomeric, racemic forms and all geometric isomeric forms of a structure are intended, unless the specific stereochemistry or isomer form is specifically indicated.

10 When any variable (for example but not limited to, R^2 , R^{4b} , R^{6a} , R^{12} , and R^{13} , n , etc.) occurs more than one time in any constituent or in any formula, its definition on each occurrence is independent of its definition at every other occurrence. Thus, for
15 example, if a group is shown to be substituted with 0-2 R^4 , then said group may optionally be substituted with up to two R^4 and R^4 at each occurrence is selected independently from the defined list of possible R^4 .

20 When a bond to a substituent is shown to cross the bond connecting two atoms in a ring, then such substituent may be bonded to any atom on the ring. When a bond joining a substituent to another group is not specifically shown or the atom in such other group to which the bond joins is not specifically shown, then
25 such substituent may form a bond with any atom on such other group.

When a substituent is listed without indicating the atom *via* which such substituent is bonded to the rest of the compound of Formula I, then such substituent may be
30 bonded *via* any atom in such substituent. For example, when the substituent is piperidinyl, or morpholinyl, unless specified otherwise, said piperidinyl or morpholinyl, tetrazolyl group may be bonded to the rest of the compound of Formula I *via* any atom in such
35 piperidinyl or morpholinyl, tetrazolyl group.

Combinations of substituents and/or variables are permissible only if such combinations result in stable

compounds. By stable compound or stable structure it is meant herein a compound that is sufficiently robust to survive isolation to a useful degree of purity from a reaction mixture, and formulation into an efficacious
5 therapeutic agent.

The term "substituted", as used herein, means that any one or more hydrogen on the designated atom is replaced with a selection from the indicated group, provided that the designated atom's normal valency is
10 not exceeded, and that the substitution results in a stable compound. When a substituent is keto (i.e., =O), then 2 hydrogens on the atom are replaced.

As used herein, "alkyl" is intended to include both branched and straight-chain saturated aliphatic
15 hydrocarbon groups having the specified number of carbon atoms (for example, "C₁-C₁₀" denotes alkyl having 1 to 10 carbon atoms); "alkoxy" represents an alkyl group of indicated number of carbon atoms attached through an oxygen bridge; "cycloalkyl" is intended to include
20 saturated ring groups, including mono-, bi-, or polycyclic ring systems, such as cyclopropyl, cyclobutyl, cyclopentyl, cyclohexyl, cycloheptyl, cyclooctyl, and adamantyl; and "bicycloalkyl" is intended to include saturated bicyclic ring groups such as
25 [3.3.0]bicyclooctane, [4.3.0]bicyclononane, [4.4.0]bicyclodecane (decalin), [2.2.2]bicyclooctane, and so forth. "Alkenyl" is intended to include hydrocarbon chains of either a straight or branched configuration and one or more unsaturated carbon-carbon
30 bonds which may occur in any stable point along the chain, such as ethenyl, propenyl and the like; and "alkynyl" is intended to include hydrocarbon chains of either a straight or branched configuration and one or more triple carbon-carbon bonds which may occur in any
35 stable point along the chain, such as ethynyl, propynyl and the like.

The terms "alkylene", "alkenylene", "phenylene", and the like, refer to alkyl, alkenyl, and phenyl groups, respectively, which are connected by two bonds to the rest of the structure of Formula I. Such

5 "alkylene", "alkenylene", "phenylene", and the like, may alternatively and equivalently be denoted herein as "-(alkyl)-", "-(alkenyl)-" and "-(phenyl)-", and the like.

"Halo" or "halogen" as used herein refers to

10 fluoro, chloro, bromo and iodo; and "counterion" is used to represent a small, negatively charged species such as chloride, bromide, hydroxide, acetate, sulfate and the like.

As used herein, "aryl" or "aromatic residue" is

15 intended to mean phenyl or naphthyl optionally substituted with 0-3 groups independently selected from methyl, methoxy, amino, hydroxy, halogen, C₁-C₆ alkoxy, C₁-C₆ alkyl, CF₃, S(O)_mCH₃, -N(CH₃)₂, C₁-C₄ haloalkyl, methylenedioxydiyl, ethylenedioxydiyl; the term

20 "arylalkyl" represents an aryl group attached through an alkyl bridge.

As used herein, the term "heteroaryl" refers to aromatic heterocyclic groups. Such heteroaryl groups are preferably 5-6 membered monocyclic groups or 8-10

25 membered fused bicyclic groups. Examples of such heteroaryl groups include, but are not limited to pyridyl (pyridinyl), pyrimidinyl, furanyl (furyl), thiazolyl, thienyl, pyrrolyl, pyrazolyl, imidazolyl, indolyl, isoxazolyl, oxazolyl, pyrazinyl, pyridazinyl,

30 benzofuranyl, benzothienyl, benzimidazolyl, quinolinyl, or isoquinolinyl.

As used herein, the term "chiral amine" refers to any amine containing compound that also contains a chiral center. Such compounds include, by way of

35 example and without limitation, either enantiomer of cinchonidine, ephedrine, 2-phenylglycinol, 2-amino-3-methoxy-1-propanol, quinidine and pseudoephedrine.

As used herein, "pharmaceutically acceptable salts" refer to derivatives of the disclosed compounds wherein the parent compound of Formula I is modified by making acid or base salts of the compound of Formula I.

5 Examples of pharmaceutically acceptable salts include, but are not limited to, mineral or organic acid salts of basic residues such as amines; alkali or organic salts of acidic residues such as carboxylic acids; and the like.

10 "Prodrugs" are considered to be any covalently bonded carriers which release the active parent drug according to Formula I *in vivo* when such prodrug is administered to a mammalian subject. Prodrugs of the compounds of Formula I are prepared by modifying
15 functional groups present in the compounds in such a way that the modifications are cleaved, either in routine manipulation or *in vivo*, to the parent compounds. Prodrugs include compounds of Formula I wherein hydroxyl, amino, sulfhydryl, or carboxyl groups are
20 bonded to any group that, when administered to a mammalian subject, cleaves to form a free hydroxyl, amino, sulfhydryl, or carboxyl group respectively. Examples of prodrugs include, but are not limited to, acetate, formate and benzoate derivatives of alcohol and
25 amine functional groups in the compounds of Formula I, and the like. Examples of the prodrug forms of the compounds of the present invention include the following esters:

methyl; ethyl; isopropyl; methylcarbonyloxymethyl-;
30 ethylcarbonyloxymethyl-; t-butylcarbonyloxymethyl-;
cyclohexylcarbonyloxymethyl-;
1-(methylcarbonyloxy)ethyl-; 1-(ethylcarbonyloxy)ethyl-;
1-(t-butylcarbonyloxy)ethyl-;
1-(cyclohexylcarbonyloxy)ethyl-;
35 i-propyloxycarbonyloxymethyl-;
cyclohexylcarbonyloxymethyl-;
t-butylloxycarbonyloxymethyl-;

1-(i-propyloxycarbonyloxy)ethyl-;
1-(cyclohexyloxycarbonyloxy)ethyl-;
1-(t-butyloxycarbonyloxy)ethyl-; dimethylaminoethyl-;
diethylaminoethyl-; (5-methyl-1,3-dioxacyclopenten-2-on-
5 4-yl)methyl-; (5-(t-butyl)-1,3-dioxacyclopenten-2-on-
4-yl)methyl-; (1,3-dioxa-5-phenyl-cyclopenten-2-on-4-
yl)methyl-; 1-(2-(2-methoxypropyl)-carbonyloxy)ethyl-.

The pharmaceutically acceptable salts of the
10 compounds of Formula I include the conventional non-
toxic salts or the quaternary ammonium salts of the
compounds of Formula I formed, for example, from non-
toxic inorganic or organic acids. For example, such
conventional non-toxic salts include those derived from
15 inorganic acids such as hydrochloric, hydrobromic,
sulfuric, sulfamic, phosphoric, nitric and the like; and
the salts prepared from organic acids such as acetic,
propionic, succinic, glycolic, stearic, lactic, malic,
tartaric, citric, ascorbic, pamoic, maleic,
20 hydroxymaleic, phenylacetic, glutamic, benzoic,
salicylic, sulfanilic, 2-acetoxybenzoic, fumaric,
toluenesulfonic, methanesulfonic, ethane disulfonic,
oxalic, isethionic, and the like.

The pharmaceutically acceptable salts of the
25 present invention can be synthesized from the compounds
of Formula I which contain a basic or acidic moiety by
conventional chemical methods. Generally, the salts are
prepared by reacting the free base or acid with
stoichiometric amounts or with an excess of the desired
30 salt-forming inorganic or organic acid or base in a
suitable solvent or various combinations of solvents.

The pharmaceutically acceptable salts of the acids
of Formula I can be formed with an appropriate amount of
a base, such as an alkali or alkaline earth metal
35 hydroxide e.g. sodium, potassium, lithium, calcium, or
magnesium, or an organic base such as an amine, e.g.,
dibenzylethylenediamine, trimethylamine, piperidine,

pyrrolidine, benzylamine and the like, or a quaternary ammonium hydroxide such as tetramethylammonium hydroxide and the like.

As discussed above, pharmaceutically acceptable salts of the compounds of the invention can be prepared by reacting the free acid or base forms of these compounds with a stoichiometric amount of the appropriate base or acid, respectively, in water or in an organic solvent, or in a mixture of the two; generally, nonaqueous media like ether, ethyl acetate, ethanol, isopropanol, or acetonitrile are preferred. Lists of suitable salts are found in Remington's Pharmaceutical Sciences, 17th ed., Mack Publishing Company, Easton, PA, 1985, p. 1418, the disclosure of which is hereby incorporated by reference.

The disclosures of all of the references cited herein are hereby incorporated herein by reference in their entirety.

Synthesis

The compounds of the present invention can be prepared in a number of ways well known to one skilled in the art of organic synthesis. The compounds of the present invention can be synthesized using the methods described below, together with synthetic methods known in the art of synthetic organic chemistry, or variations thereon as appreciated by those skilled in the art. Preferred methods include, but are not limited to, those described below. All references cited herein are hereby incorporated in their entirety herein by reference.

The following abbreviations are used herein:

Boc	<i>tert</i> -butyloxycarbonyl
Boc ₂ O	di- <i>tert</i> -butyl dicarbonate

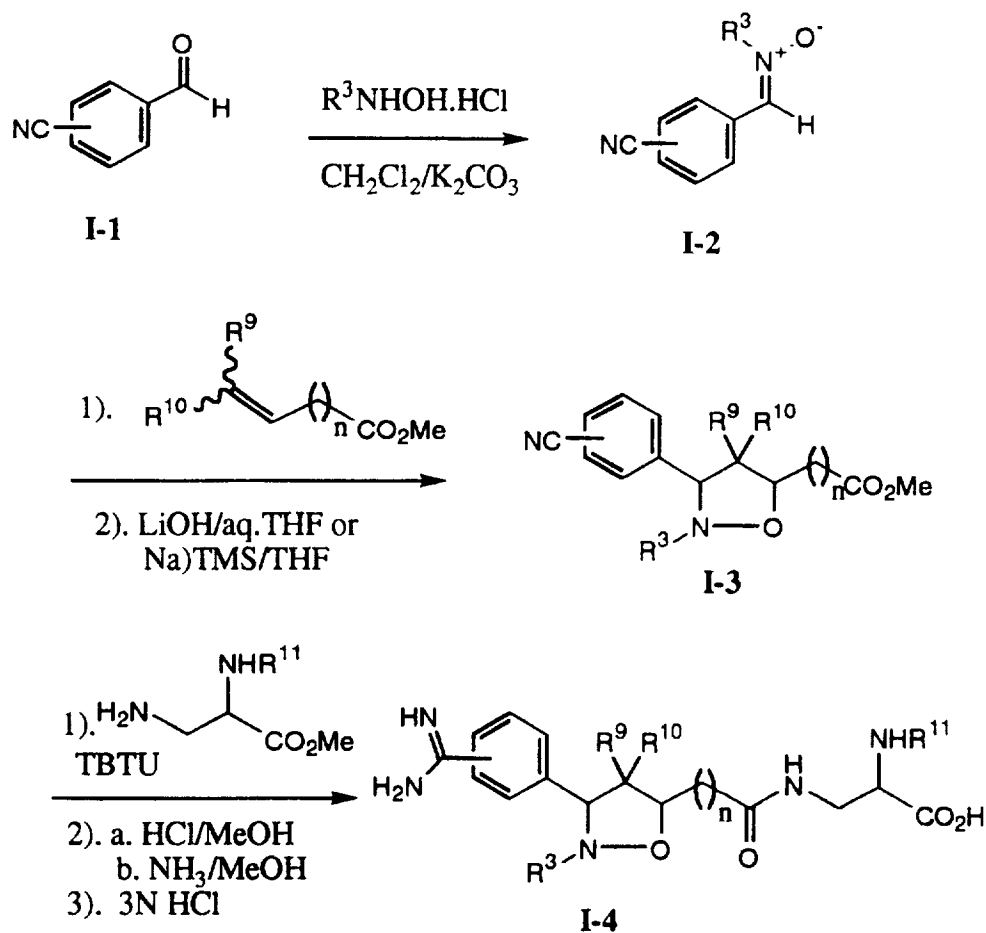
	Cbz	benzyloxycarbonyl
	CDI	1,1'-carbonyldiimidazole
	DEC	1-(3-dimethylaminopropyl)-3-ethylcarbodiimide hydrochloride
5	DIEA	diisopropylethylamine
	DMAP	4-dimethylaminopyridine
	DMF	<i>N,N</i> -dimethylformamide
	EtOAc	ethyl acetate
	EtOH	ethyl alcohol
10	pyr	pyridine
	TBTU	2-(1 <i>H</i> -Benzotriazol-1-yl)-1,1,3,3-tetramethyluronium tetrafluoroborate
	TFA	trifluoroacetic acid
	THF	tetrahydrofuran
15		

A convenient method for the synthesis of the compounds of this invention utilizes a dipolar cycloaddition of nitrones with appropriate dipolarophiles to the isoxazolidine rings present in compounds of Formula I (for a review of 1,3-dipolar cycloadditions of nitrones, see Org. React. 36, 1, Confalone, et al).

Scheme I describes one synthetic sequence to the compounds of this invention. An appropriately substituted nitrile aldehyde(I-1) is treated with hydroxyamine in the presence of K₂CO₃ in CH₂Cl₂ to give a nitron(I-2), which undergoes a 1,3-dipolar cycloaddition to a suitably substituted alkene to afford the isoxazolidine(I-3). Hydrolysis of the ester using conventional methods known to one skilled in the art of organic synthesis gives the desired acids. Intermediates containing alkali-sensitive functionality, such as nitrile, may be deesterified with excellent chemoselectivity using trimethylsilylanolate according to the procedure of Laganis and Ehenard(Tetrahedron Lett. 1984, 25, 5831). Coupling of the resulting acids to an appropriately substituted α - and β -amino ester using

standard coupling reagents, such as DCC/HOBt, affords a nitrile-amide(I-3). The nitrile is then converted to the amidine(I-4) via the imidate or thioimidate under standard conditions followed by ester saponification(LiOH, THF/H₂O).

Scheme I

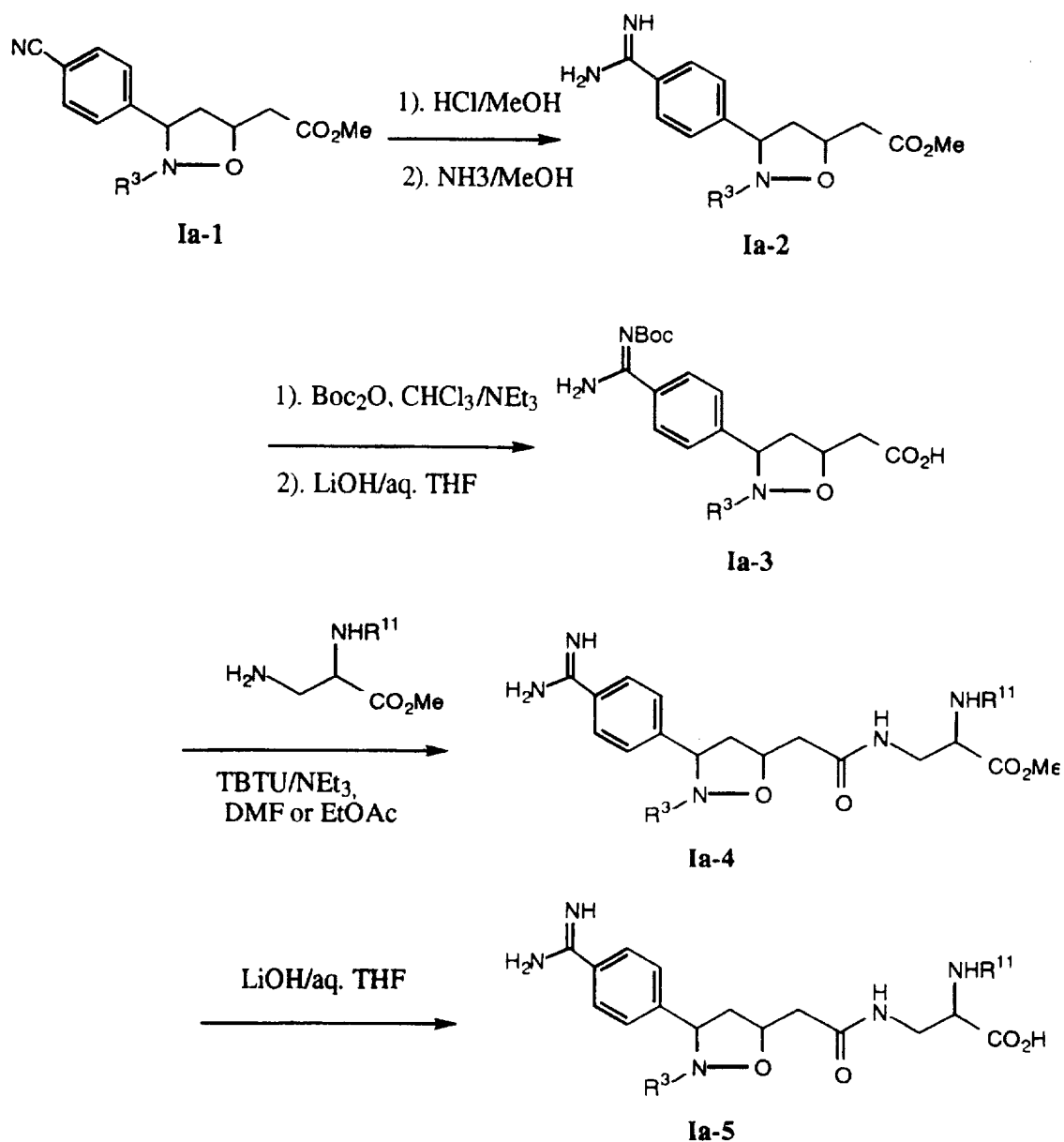


10

An example of a related method of preparation for compounds of the present invention is illustrated in Scheme Ia. Conversion of 3-(4-cyanophenyl)isoxazolidin-5-ylacetate(Ia-1) to the corresponding amidine, followed by protection as the Boc-derivative and saponification provides 3-(4-Boc-amidinophenyl)isoxazolidin-5-ylacetic acid(Ia-3) which is coupled with β -amino acid esters as

shown. Deprotection provides the desired isoxazolidinylacetyl- β -aminoalaninyl ester (Ia-5). Saponification as described above gives the free acid.

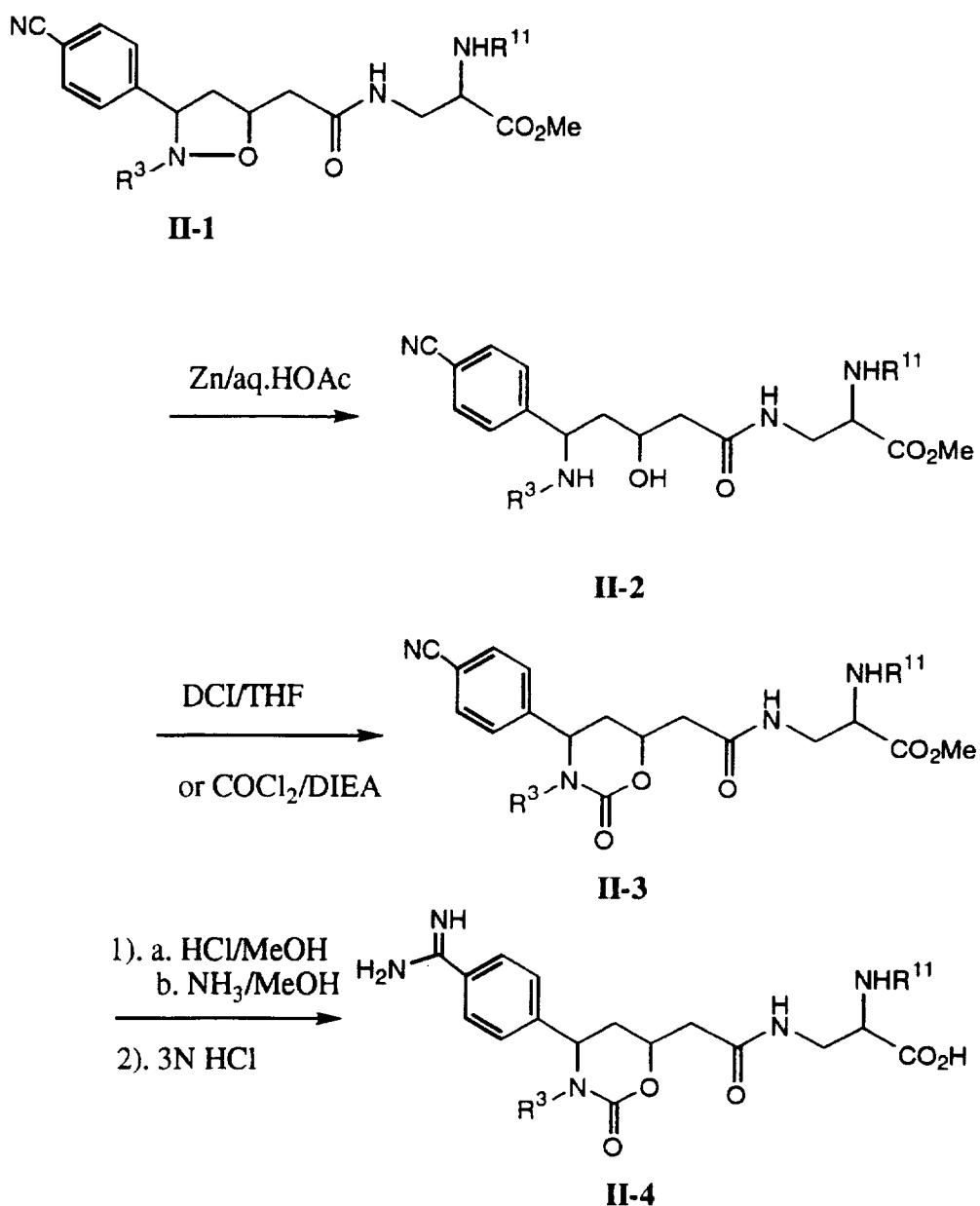
Scheme Ia



5 The compounds of the present invention where X=CO is prepared by a reductive ring cleavage of the corresponding isoxazolidine with Zn/AcOH followed by a cycloaddition with DCI or phosgene. Scheme II shows the synthetic protocol.

10

Scheme II

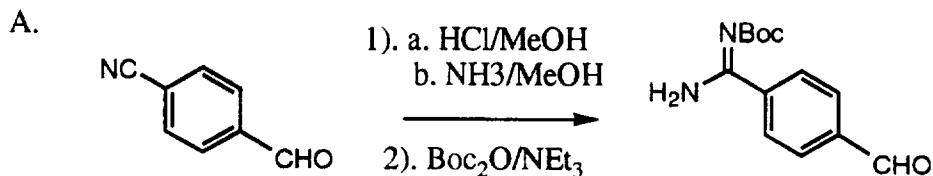


5 On treatment with zinc in aqueous HOAc, the isoxasolidine(II-1) undergoes a reductive ring cleavage yielding 1,3-aminoalcohol(II-2), which is then converted to the cyclic carbamate(II-3) by DCI. Pinner transformation followed by hydrolysis furnishes the

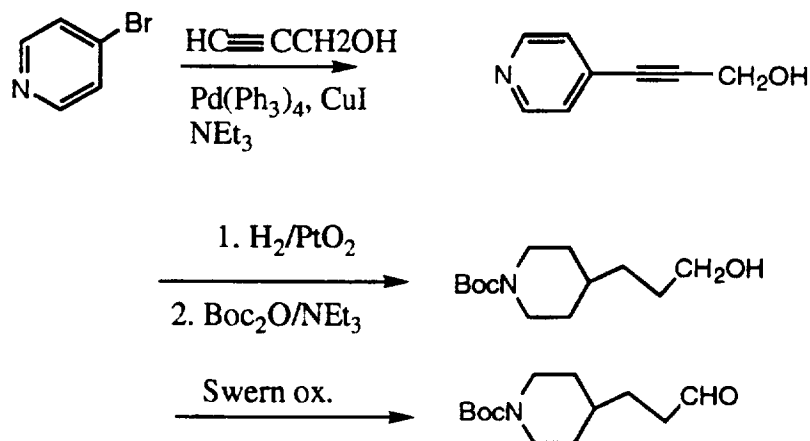
10 synthesis to give II-4.

Additional aldehydes useful for the preparation of compounds of the current invention can be prepared as illustrated in Scheme III below:

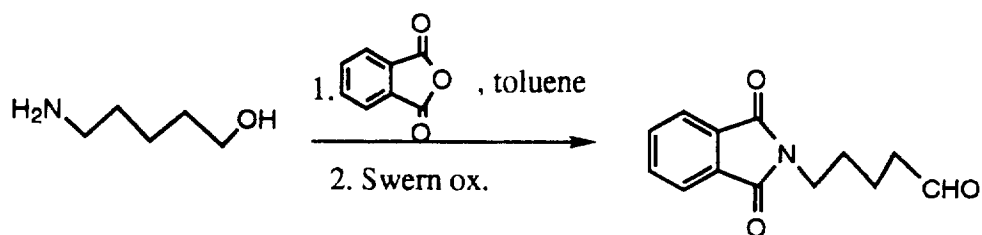
5 Scheme III



B.



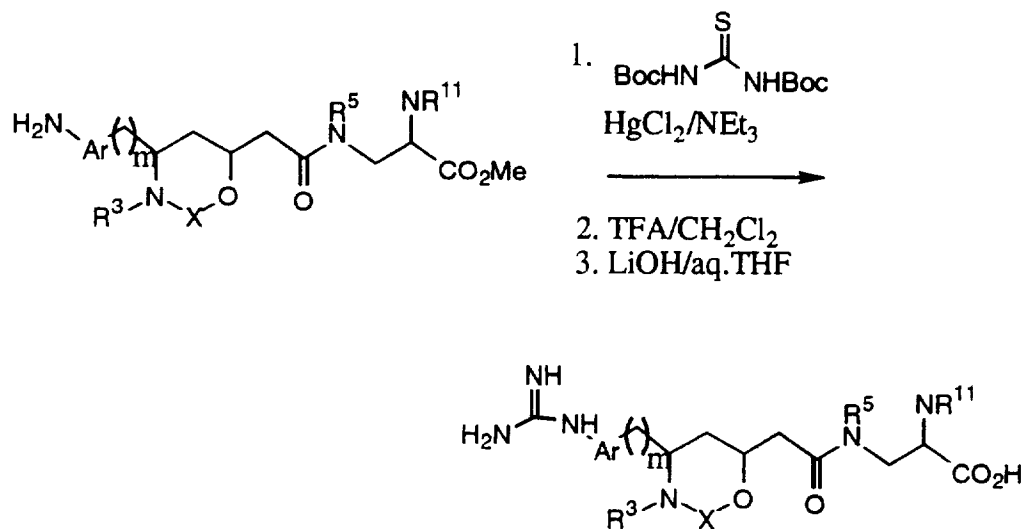
C.



10 Compounds of Formula I wherein R₁ is R₂HN(R₂N=)CN(R₂)- may be prepared by a transformation of the amine to the guanidine, which is brought about by using the method described by Kim, et al (Tetrahedron Lett. 1993, 48, 7677), shown in Scheme IV.

15

Scheme IV



5 Compounds of formula I wherein R1 is R2HNC(O)- may
 be prepared by reaction of the corresponding nitrile
 with an appropriate alcohol under acidic conditions (J.
 Med. Chem. 1991, 34, 851) or with hydrogen peroxide
 under basic conditions (J. Am. Chem. Soc. 1958, 80,
 10 2257).

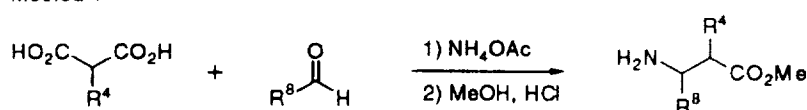
 Compounds of Formula I wherein R1 is
 R2(R5O)N(R2N=)C- or R2HN(R5ON=)C- may be prepared by
 reaction of the corresponding nitrile with an
 15 appropriately substituted hydroxyamine.

 The appropriately substituted racemic β -amino acids
 may be purchased commercially or, as is shown in Scheme
 II, Method 1, prepared from the appropriate aldehyde,
 20 malonic acid and ammonium acetate according to the
 procedure of Johnson and Livak (J. Am. Chem. Soc. 1936,
 58, 299). Racemic β -substituted- β -amino esters may be
 prepared through the reaction of dialkylcuprates or
 alkylolithiums with 4-benzoyloxy-2-azetidinone followed
 25 by treatment with anhydrous ethanol (Scheme I, Method 2)
 or by reductive amination of β -keto esters as is
 described in WO9316038. (Also see Rico et al., J. Org.

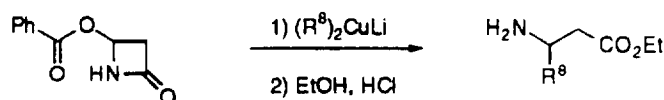
Chem. 1993, 58, 7948-51.) Enantiomerically pure β -substituted- β -amino acids can be obtained through the optical resolution of the racemic mixture or can be prepared using numerous methods, including: Arndt-Eistert homologation of the corresponding α -amino acids as shown in Scheme II, Method 3 (see Meier, and Zeller, Angew. Chem. Int. Ed. Engl. 1975, 14, 32; Rodriguez, et al. Tetrahedron Lett. 1990, 31, 5153; Greenlee, J. Med. Chem. 1985, 28, 434 and references cited within); and through an enantioselective hydrogenation of a dehydroamino acid as is shown in Scheme II, Method 4 (see Asymmetric Synthesis, Vol. 5, (Morrison, ed.) Academic Press, New York, 1985). A comprehensive treatise on the preparation of β -amino acid derivatives may be found in patent application WO 9307867, the disclosure of which is hereby incorporated by reference.

Scheme V

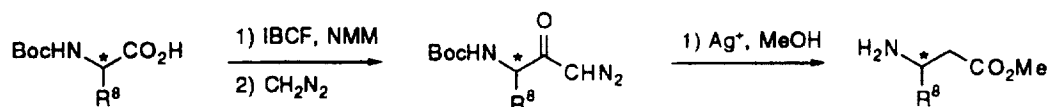
Method 1



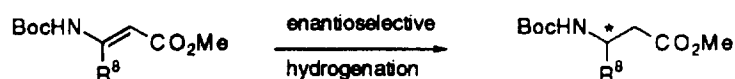
Method 2



Method 3



Method 4



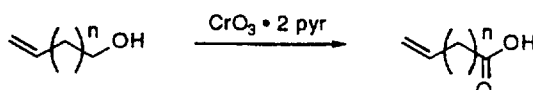
20

The synthesis of N^2 -substituted diaminopropionic acid derivatives can be carried out via Hoffman

rearrangement of a wide variety of asparagine derivatives as described in Synthesis, 266-267, (1981).

The dipolarophiles used to prepare the compounds of this invention may be prepared by numerous methods. The ω -alkenoic ester class of dipolarophile may be purchased commercially or prepared by oxidation of the corresponding ω -alkenols by the method of Corey and Schmidt (Tetrahedron Lett. 1979, 399, Scheme VI).

10

Scheme VI

The compounds of this invention and their preparation can be further understood by the following procedures and examples, which exemplify but which do not limit the invention.

20

Example 1

Cis-3-[2-[2-methyl-3-[4-(aminoiminomethyl)phenyl]-isoxazolidin-5-yl]-acetyl]amino-N-(3-methylphenylsulfonyl)-L-alanine methyl ester monotrifluoroacetic acid

25

Part A. C-(4-Cyanophenyl)-N-methylnitrone

A mixture of 4-cyanobenzaldehyde(3.3g, 25.2mmol), N-methylhydroxyamine hydrogen chloride and sodium bicarbonate(4.23g, 50.4mmol) in dry methylene chloride(80ml) was stirred at rt for 5hrs. The solid portion was filtered off and the filtrate was concentrated to give the product as white solid(98%yield). ^1H NMR(300MHz, CDCl_3) δ 3.94(s, 3H),

35

7.46(s, 1H), 7.72(d, J=8Hz, 2H), 8.32(d, J=8Hz, 2H).
MS(NH₃-CI) Calc. for (M+1)⁺: 161. Found: 161.

5 Part B. Isobutyl cis-2-[2-methyl-3-(4-
cyanophenyl)isoxazolidin-5-yl]acetate

A solution of C-(4-cyanophenyl)-N-methylnitrone(1g, 6.3mmol) in vinyl acetate isobutyl ester(10ml) was heated at 100 °C for 20hrs, and then concentrated. The residue was chromatographed with CH₂Cl₂/MeOH as eluent to give the cis isomer(880mg, 46% yield) and the trans(50mg, 2.6%), along with a cis and trans mixture(630mg, 33%). ¹H NMR(300MHz, CDCl₃)δ0.90(d, J=6, 6H), 1.98(m, 2H), 2.60(m, 1H), 2.62(s, 3H), 2.90(m, 2H), 3.68(t, J=5, 1H), 3.90(m, 2H), 4.68(m, 1H); MS(NH₃-CI) Calc. for (M+1)⁺: 303. Found: 303.

Part C. Cis-2-[2-methyl-3-(4-
cyanophenyl)isoxazolidin-5-yl]acetic acid

20 The above isobutyl acetate(850mg, 2.81mmol) was dissolved in aqueous THF(20ml, 1:1, v:v) containing LiOH.H₂O(140mg, 3.3mmol). After stirring for 2hrs at rt, the solution was acidified with 2.81ml of 1N HCl and concentrated. The residue was washed with a small amount of water and then dried to give the desired acid(630mg, 91%). ¹H NMR(300MHz, CDCl₃)δ2.18(m, 1H), 2.68(s, 3H), 2.70-3.18(m, 3H), 3.80(t, J=6, 1H), 4.76(m, 1H), 7.60(d, J=8, 2H), 7.76(d, J=8, 2H). MS(ESI) Calc. for (M+1)⁺: 247. Found: 247.

Part D. Methyl N²-Cbz-L-2,3-diaminopropionate HCl salt.

N²-Cbz-L-2,3-diaminopropionic acid (10 mmol, 2.39 g) was dissolved in 20 mL methanol and 20 mL 4 N HCl in dioxane and the solution was stirred for 4 hours and then concentrated to give a solid. The solid was washed

with ether several times to give 2.50 g (87%) product. $^1\text{H NMR}$ (DMSO-d_6): δ 8.38 (b, 3H); 7.96 (d, 1H); 7.38 (m, 5H); 5.05 (s, 2H); 4.44 (m, 1H); 3.66 (s, 3H); 3.14 (m, 2H).

5

Part E: Methyl N^2 -Cbz- N^3 -Boc-L-2,3-diaminopropionate.

To a solution of methyl N^2 -Cbz-(S)-2,3-diaminopropionate HCl salt (16.3 mmol, 4.7 g) and di-
10 tert-butyl dicarbonate (16.3 mmol, 3.56 g) in 30 mL chloroform cooled in an ice bath was added triethylamine (34 mmol, 4.7 mL) and the solution was stirred in the ice bath for 1 hour and at room temperature for 3 hours and concentrated. The residue was taken up in ethyl
15 acetate and the solution was washed with dilute citric acid, brine, NaHCO_3 and brine, dried (MgSO_4), and concentrated. Crystallization from ether/petroleum ether gave 5.2 g (92%) product. $^1\text{H NMR}$ (DMSO-d_6): δ 7.60 (d, 1H); 7.35 (m, 5H); 6.88 (t, 1H); 5.02 (s, 2H); 4.14 (m, 20 1H); 3.60 (s, 3H); 3.28 (m, 2H); 1.37 (s, 9H).

Part F: Methyl N^3 -Boc-(S)-2,3-diaminopropionate Formic acid salt.

25 A mixture of methyl N^2 -Cbz- N^3 -Boc-(S)-2,3-diaminopropionate. (14 mmol, 5.0 g), formic acid (42 mmol, 1.6 mL) and 10% Pd/C (500 mg) in 40 mL methanol was stirred at room temperature for 1 hour and filtered through a celite. The filtrate was concentrated and the
30 residue was triturated with ether-petroleum ether to give 3.7 g (100%) solid product. $^1\text{H NMR}$ (DMSO-d_6): δ 8.20 (s, 1H); 6.90 (t, 1H); 5.36 (b, 3H); 3.61 (s, 3H); 3.51 (t, 1H); 3.18 (t, 2H); 1.38 (s, 9H).

35

Part G. Methyl N^2 -3-methylphenylsulfonyl- N^3 -Boc-(S)-2,3-diaminopropionate.

To a mixture of methyl N³-Boc-(S)-2,3-diaminopropionate HCO₂H salt (3.8g, 14.7mmol) and diisopropylethylamine(3.3g, 32.3mmol) in CH₂Cl₂(60ml),
5 cooled with ice-water, was added 3-methylsulfonyl chloride(3.1g, 16.2mmol). After stirring at rt for 24hrs, the resulting reaction mixture was diluted with ethyl acetate(150ml), washed with dilute citric acid, saturated NaHCO₃ and brine, and then dried.
10 Concentration afforded the product as a foam(5.1g, 95% yield). ¹H NMR(300MHz, CDCl₃)δ1.58(s, 9H), 2.30(s, 3H), 2.72(m, 1H), 2.98(m, 1H), 4.10(m, 1H), 5.80(s, 1H), 7.40(d, J=5, 2H), 7.50(m, 1H), 7.56(s, 1H), 8.40(d, J=6, 1H); MS(NH₃-CI) Calc. for (M+1)⁺: 373. Found: 373.
15

Part H. Methyl N²-3-methylphenylsulfonyl-(S)-2,3-diaminopropionate HCl salt

20 Methyl N²-3-methylphenylsulfonyl-N³-Boc-(S)-2,3-diaminopropionate(4.5g, 12.1mmol) was dissolved in dioxane(8ml) and then 4N HCl in dioxane(8ml) was added. The resulting solution was stirred at rt for 5hrs and then evaporated to give a foam(3.7g, 100% yield). ¹H
25 NMR(300MHz, DMSO-d₆)δ2.40(s, 3H), 2.86(m, 1H), 3.10(m, 1H), 3.40(s, 3H), 4.28(m, 1H), 7.48(d, J=5 2H), 7.60(m, 1H), 7.62(s, 1H) 8.39(s, broad, 2H), 8.62(d, J=6, 1H); MS(ESI) Calc. for (M+1)⁺: 273. Found: 273 (free base).
30

Part I: Cis-3-[2-[2-methyl-3-(4-cyanophenyl)-isoxazolidin-5-yl]acetyl]amino-N-(3-methylphenylsulfonyl)-L-alanine methyl ester

35

To a mixture of cis-2-[2-methyl-3-(4-

cyanophenyl)isoxazolidin-5-yl]acetic acid(600mg, 2.44mmol), methyl N²-3-methylphenylsulfonyl-(S)-2,3-diaminopropionate HCl salt(900mg, 2.9mmol) and triethylamine(1.18g, 11.7mmol) in DMF(10ml), cooled with ice-water, was added TBTU(940mg, 2.9mmol). After stirring for 3hrs, the reaction mixture was diluted with ethyl acetate and washed with dilute NaHCO₃ and brine, then dried. Concentration followed by chromatography with a mixture of methylene chloride and methanol as the eluent gave the product as an amorphous solid(1.2g, 99% yield). ¹H NMR(300MHz, CDCl₃)δ2.04(m, 1H), 2.40(s, 3H), 2.50(m, 1H), 2.60(m, 1H), 2.68 and 2.70(s, 3H), 2.92(m, 1H), 3.59 and 3.61(s, 3H), 3.61-3.80(m, 3H), 4.04(m, 1H), 4.60(m, 1H), 5.76 and 5.96(d, J=5, 1H), 6.60 and 6.70(t, J=3, 1H), 7.38-7.68(m, 8H); MS(NH₃-CI) Calc. for (M+1)⁺: 501. Found: 501.

Part J: Cis-3-[2-[2-methyl-3-[4-(aminoiminomethyl)phenyl]-isoxazolidin-5-yl]acetyl]amino-N-(3-methylphenylsulfonyl)-L-alanine methyl ester monotrifluoroacetic acid

Dry HCl gas was bubbled through a solution of Cis-3-[2-[2-methyl-3-(4-cyanophenyl)-isoxazolidin-5-yl]acetyl]amino-N-(3-methylphenylsulfonyl)-L-alanine methyl ester(580mg 1.16mmol) in dry CHCl₃ containing anhydrous methanol(55mg, 1.7mmol), cooled with salt ice-water bath, at 0 °C for 5hrs. The resulting solution was then kept at 0 °C for 6hrs and at 15 °C for 12hrs. The flammable portion was removed and the residue was dissolved in anhydrous methanol(8ml) followed by addition of ammonium bicarbonate(280mg, 2.91mmol). After stirring at rt for 4hrs, the mixture was concentrated and purified by flush chromatography over silica gel using a mixture of methylene chloride and methanol as

the eluent to give a white amorphous solid(480mg, 80% yield). Further purification by reversed phase HPLC using water and 0.1% TFA in acetonitrile as eluent gave the TFA salt. ¹H NMR(300MHZ, DMSO-d₆)δ1.88(m, 1H),
5 1.24(m, 2H), 2.38(s, 3H), 2.42(m, 1H), 2.54(s, 3H),
2.88(m, 1H), 3.17(m, 2H), 3.36(s, 3H), 3.86 and 3.94(t, J=6, 1H), 4.49(m, 1H), 7.42(m, 2H), 7.58(m, 4H), 7.84(d, J=7, 2H); MS(ESI) Calc. for (M+1)⁺: 518. Found: 518.

10

Example 2

Cis-3-[2-[2-methyl-3-[4-(aminoiminomethyl)phenyl]-isoxazolidin-5-yl]acetyl]amino-N-(3-
15 methylphenylsulfonyl)-L-alanine monohydrogenchloride

Cis-3-[2-[2-methyl-3-[4-(aminoiminomethyl)phenyl]-isoxazolidin-5-yl]-acetyl]amino-N-(3-methylphenylsulfonyl)-L-alanine methyl ester(100mg,
20 0.19mmol) was dissolved in 3N HCl(3ml). The resulting solution was stirred at rt for 36hrs and then concentrated to yield the acid as an amorphous solid(90mg, 90% yield). The acid was further purified by reverse HPLC using water and 0.1% TFA in acetonitrile as
25 eluent. ¹H NMR(300MHZ, DMSO-d₆)δ2.24(m, 1H), 2.38(s, 3H), 2.54(s, 3H), 2.60(m, 1H), 2.98(m, 1H), 3.08(m, 1H), 3.22(m,1H), 3.36(m, 1H), 3.86(m, 1H), 4.40(m,1H), 4.74(m, 1H), 7.43(m, 2H), 7.38(m, 2H), 7.80(d, J=7, 1H), 7.94(d, J=7, 2H), 8.20(m, 2H); MS(ESI) Calc. for
30 (M+1)⁺: 504. Found: 504.

Example 3

35 Trans-3-[2-[2-methyl-3-[4-(aminoiminomethyl)phenyl]-

isoxazolidin-5-ylacetyl amino-N-(3-methylphenylsulfonyl)-L-alanine methyl ester monotrifluoroacetic acid

5 The same procedures used to prepare the cis isomer(Example 1) were adopted.
 ¹H NMR(300MHz, DMSO-d₆)δ2.04-2.26(m, 3H), 2.30(s, 3H), 2.44(m, 1H), 2.60(s, 3H), 2.96(m, 1H), 3.10(m, 2H), 3.40(s, 3H), 3.80(m, 1H), 4.30(m, 1H), 7.42(m, 2H),
10 7.50(m, 4H), 7.88(d, J=7, 2H); MS(ESI) Calc. for (M+1)⁺: 518. Found: 518.

Example 16

15 Cis-3-[2-[2-benzyl-3-[4-(aminoiminomethyl)phenyl]-isoxazolidin-5-ylacetyl]-N-(3-methylphenylsulfonyl)-L-alanine methyl ester monotrifluoroacetic acid

20 Part A. C-(4-Cyanophenyl)-N-methylnitrone

 A mixture of 4-cyanobenzaldehyde(2.37g, 18.1mmol), N-benzylhydroxyamine hydrogen chloride(3.47g, 21.7mmol) and sodium bicarbonate(3.65g, 43.4mmol) in dry methylene
25 chloride(50ml) was stirred at rt overnight. The solid portion was filtered off and the filtrate was concentrated to give the product as white solid(97%yield). ¹H NMR(300MHz, CDCl₃)δ5.20(s, 2H), 7.56(m, 6H), 7.75(d, J=8Hz, 2H), 8.40(d, J=8Hz, 2H).
30 MS(NH₃-CI) Calc. for (M+1)⁺: 237. Found: 237.

Part B. Isobutyl cis-2-[2-benzyl-3-(4-cyanophenyl)isoxazolidin-5-ylacetate

35 A solution of C-(4-cyanophenyl)-N-benzyl nitrone(2.5g, 10.6mmol) in vinyl acetate isobutyl

ester(15ml) was heated at 100 °C overnight, and then concentrated. The residue was chromatographed using a mixture of ethyl acetate and hexane as eluent to give the cis isomer(3.04g, 76% yield) and a mixture of the
5 cis and trans isomers(360mg, 9%). ¹H NMR(300MHz, CDCl₃)δ0.88(d, J=6, 6H), 1.86(m, 1H), 1.98(m, 1H), 2.56(dd, J=13 and 6, 1H), 2.80(dd, J=11 and 6, 1H). 2.99(m, 1H), 3.84(d, J=6, 2), 3.92(s, 2H), 3.98(t, J=6.5, 1H), 4.68(m, 1H), 7.24(m, 5H), 7.48(d, J=7, 2H),
10 7.58(d, J=7, 2H); MS(NH₃-CI) Calc. for (M+1)⁺: 379. Found: 379.

Part C. Cis-2-[2-benzyl-3-(4-cyanophenyl)isoxazolidin-5-yl]acetic acid

15

The above isobutyl acetate(1.15g, 3.0mmol) was dissolved in aqueous THF(20ml, 1:1, v:v) containing LiOH.H₂O(140mg, 3.3mmol). After stirring overnight at rt, the solution was evaporated to dryness. The residue
20 was taken up in 60ml of ethyl acetate and washed with water, then dried. Removal of ethyl acetate gave the product as an oil(850mg, 88%yield). ¹H NMR(300MHz, CDCl₃)δ2.16(m, 1H), 2.78(dd, 1H), 2.96(dd, 1H), 3.10(m, 1H), 4.02(s, 2H), 4.12(t, 1H), 4.78(m, 1H), 7.34(m, 5H),
25 7.60(d, 2H), 7.70(d, 2H); MS(ESI) Calc. for (M+1)⁺: 323. Found: 323.

Part D: Cis-3-[2-[2-benzyl-3-(4-cyanophenyl)-isoxazolidin-5-yl]acetyl]amino-N-(3-methylphenylsulfonyl)-L-alanine methyl ester

30

To a mixture of cis-2-[2-benzyl-3-(4-cyanophenyl)isoxazolidin-5-yl]acetic acid(1.0g, 3.10mmol), methyl N²-3-methylphenylsulfonyl-(S)-2,3-diaminopropionate HCl salt(1.05g, 3.4mmol) and
35 triethylamine(1.9ml, 13.6mmol) in DMF(12ml), cooled with ice-water, was added TBTU(1.10g, 3.4mmol). After

stirring for 3hrs, the reaction mixture was diluted with ethyl acetate and washed with dilute NaHCO₃ and brine, then dried. Concentration followed by chromatography with a mixture of methylene chloride and methanol as the eluent gave the product as an amorphous solid(1.76g, 99%
5 yield). MS(NH₃-CI) Calc. for (M+1)⁺: 577. Found: 577.

Part E: Cis-3-[2-[2-benzyl-3-[4-
10 (aminoiminomethyl)phenyl]-
isoxazolidin-5-yl]acetyl]amino-N-(3-
methylphenylsulfonyl)-L-alanine methyl ester
monotrifluoroacetic acid

15 Dry HCl gas was bubbled through a solution of Cis-3-[2-[2-benzyl-3-(4-cyanophenyl)-isoxazolidin-5-yl]acetyl]amino-N-(3-methylphenylsulfonyl)-L-alanine methyl ester(510mg 1.13mmol) in dry CHCl₃ containing anhydrous methanol(53mg, 1.7mmol), cooled with salt ice-
20 water bath, at 0 °C for 5hrs. The resulting solution was then kept at 0 °C for 6hrs and at 15 °C for 12hrs. The flammable portion was removed and the residue was dissolved in anhydrous methanol(8ml) followed by addition of ammonium bicarbonate(270mg, 2.82mmol). After
25 stirring at rt for 4hrs, the mixture was concentrated and purified by flush chromatography over silica gel using a mixture of methylene chloride and methanol as the eluent to give a white amorphous solid(500mg, 95% yield). Further purification by reversed phase HPLC
30 using water and 0.1% TFA in acetonitrile as eluent gave the TFA salt. ¹H NMR(300MHz, CDCl₃)δ2.04(m, 1H), 2.26(m, 1H), 2.40(s, 3H), 2.60(m, 1H), 2.96(m, 1H), 3.40(m, 1H), 3.54 and 3.60(s, 3H), 3.90-4.14(m, 2H), 4.74(m, 1H), 7.10(m, 1H), 7.20-7.46(m, 8H), 7.58(m, 2H), 7.74(m, 2H),
35 7.90(m, 1H); MS(ESI) Calc. for (M+1)⁺: 594. Found: 594.

Example 17

Cis-3-[2-[2-benzyl-3-[4-(aminoiminomethyl)phenyl]-
isoxazolidin-5-yl]acetyl]amino-N-(3-
5 methylphenylsulfonyl)-L-alanine monohydrogenchloride

This was prepared analogously to Example 2.
 $^1\text{H NMR}$ (300MHz, DMSO- d_6) δ 1.82 (m, 1H), 2.24 (m, 1H), 2.34
and 2.36 (s, 3H), 2.42 (m, 1H), 3.04 (m, 1H), 3.22 (m, 1H),
3.40 (m, 1H), 3.50 (m, 2H), 3.88 (m, 1H), 4.64 (m, 2H),
10 7.08 (d, J=6, 2H), 7.24-7.60 (m, 9H), 7.88 (m, 2H), 8.16 (m,
1H), 8.26 (m, 1H); MS (ESI) Calc. for (M+) $^+$: 580. Found:
580.

Example 28

15 Cis-3-[2-[2-isopropyl-3-[4-(aminoiminomethyl)phenyl]-
isoxazolidin-5-yl]acetyl]amino-N-(3-
methylphenylsulfonyl)-L-alanine methyl ester
monotrifluoroacetic acid

20 This compound was prepared analogously to Example
1.
 $^1\text{H NMR}$ (300MHz, CDCl_3) δ 1.02 (m, 3H), 1.14 (m, 3H),
2.05 (m, 1H), 2.46 (s, 3H), 2.48-70 (m, 2H), 2.94-3.16 (m,
25 2H), 3.47 (m, 1H), 3.58 (s, 3H), 3.78 (m, 1H), 4.14 (m, 1H),
4.40 (m, 1H), 4.66 (m, 1H), 4.90 (m, 1H), 7.30 (m, 1H),
7.40 (m, 2H), 7.64 (d, J=7, 2H), 7.76 (s, 2H), 7.92 (d, J=7,
2H); MS (ESI) Calc. for (M+) $^+$: 546. Found: 546.

30

Example 29

Cis-3-[2-[2-isopropyl-3-[4-(aminoiminomethyl)phenyl]-
isoxazolidin-5-yl]acetyl]amino-N-(3-
35 methylphenylsulfonyl)-L-alanine monohydrogenchloride

This compound was analogously prepared to Example 2.

¹H NMR(300MHz, DMSO-d₆)δ 1.12(m, 3H), 1.16(m, 3H),
2.10(m, 1H), 2.40(s, 3H), 2.50-68(m, 2H), 2.93-3.24(m,
2H), 3.38(m, 1H), 3.86(m, 1H), 4.20(m, 1H), 4.38(m, 1H),
4.60(m, 1H), 4.96(m, 1H), 7.26(m, 1H), 7.44(m, 2H),
5 7.66(d, J=7, 2H), 7.80(s, 2H), 7.90(d, J=7, 2H);
MS(ESI) Calc. for (M+1)⁺: 532. Found: 532.

Example 32

10

Cis-3-[2-[2-methyl-3-[4-(aminoiminomethyl)phenyl]-
isoxazolidin-5-yl]acetyl]amino-N-(2-
methylphenylsulfonyl)-L-alanine methyl ester
monotrifluoroacetic acid

15

This compound was analogously prepared to Example

1.

¹H NMR(300MHz, DMSO-d₆)δ 1.80(m, 1H), 1.26(m, 2H),
2.34(s, 3H), 2.40(m, 1H), 2.44(s, 3H), 2.86(m, 1H),
20 3.14(m, 2H), 3.38(s, 3H), 3.84 and 3.92(t, J=6, 1H),
4.40(m, 1H), 7.48(m, 2H), 7.56(m, 4H), 7.80(d, J=7, 2H);
MS(ESI) Calc. for (M+1)⁺: 518. Found: 518.

25

Example 33

Cis-3-[2-[2-methyl-3-[4-(aminoiminomethyl)phenyl]-
isoxazolidin-5-yl]acetyl]amino-N-(2-
30 methylphenylsulfonyl)-L-alanine monohydrogenchloride

This compound was analogously prepared to Example 2.

¹H NMR(300MHz, DMSO-d₆)δ 2.20(m, 1H), 2.42(m, 1H),
2.63(s, 3H), 2.66(s, 3H), 2.72(m, 1H), 2.96(m, 1H),
35 3.60(m, 2H), 3.71(m, 1H), 4.02(m, 1H), 4.66(m, 1H),
7.32(d, J=5, 2H), 7.50(m, 3H), 7.64(m, 2H), 7.92(d, J=6,
1H); MS(ESI) Calc. for (M+1)⁺: 504. Found: 504.

Example 37

5 Cis-3-[2-[2-methyl-3-[4-(aminoiminomethyl)phenyl]-
isoxazolidin-5-yl]acetyl]amino-N-(3,5-dimethyloxazol-4-
ylsulfonyl)-L-alanine methyl ester monotrifluoroacetic
acid

10 This compound was analogously prepared to Example 1.
 ^1H NMR(300MHz, DMS- d_6) δ 1.88(m, 1H), 1.28(m, 1H),
2.32(s, 3H), 2.47(m, 1H), 2.52(s, 3H), 2.54(s, 3H),
2.90(m, 1H), 3.27(m, 1H), 3.36(s, 3H), 3.87(m, 1H),
3.96(m, 1H), 4.14(m, 1H), 4.52(m, 1H), 7.60(d, J=7, 2H),
15 7.84(d, J=7, 2H); MS(ESI) Calc. for (M+1) $^+$: 523. Found:
523.

Example 38

20 Cis-3-[2-[2-methyl-3-[4-(aminoiminomethyl)phenyl]-
isoxazolidin-5-yl]acetyl]amino-N-(3,5-dimethyloxazol-4-
ylsulfonyl)-L-alanine monohydrogenchloride

25 This compound was analogously prepared to Example 2.
 ^1H NMR(300MHz, DMSO- d_6) δ 2.32(m, 1H), 2.52 and 2.53(s,
3H), 2.56 and 2.57(s, 3H), 2.74(m, 2H), 2.82(s, 3H),
3.03(m, 1H), 3.15(m, 1H), 2.30(m, 1H), 3.44(m, 1H),
3.92(m, 1H), 4.88(m, 1H), 7.88(d, J=6, 2H), 7.94(d, J=6,
30 2H), 8.36(m, 1H), 8.61(m, 1H); MS(ESI) Calc. for
(M+1) $^+$: 509. Found: 509.

Example 68

5 Cis-3-[2-[2-methyl-3-[4-(aminoiminomethyl)phenyl]-
isoxazolidin-5-yl]acetyl]amino-N-n-butyloxycarbonyl-L-
alanine methyl ester monotrifluoroacetic acid

This compound was prepared analogously to Example 1. ¹H NMR(300MHz, DMSO-d₆)δ 0.84 and 0.86(t, J=5, 3H), 1.31(m, 2H), 1.48(m, 2H), 1.92(m, 1H), 2.36(m, 1H), 10 2.50(s, 3H), 2.52(m, 1H), 3.28(m, 1H), 3.36(s, 3H), 3.44(m, 1H), 3.90(m, 3H), 4.12(m, 1H), 4.56(m, 1H), 7.46(d, J=5, 1H), 7.60(d, J=7, 2H), 7.84(d, J=7, 2H), 8.19(m, 1H); MS(ESI) Calc. for (M+1)⁺: 464. Found: 464.

15

Example 69

20 Cis-3-[2-[2-methyl-3-[4-(aminoiminomethyl)phenyl]-
isoxazolidin-5-yl]acetyl]amino-N-n-butyloxycarbonyl-L-
alanine monohydrogenchloride

This compound was prepared analogously to Example 2. ¹H NMR(300MHz, DMSO-d₆)δ 0.93(t, J=5, 3H), 1.26(m, 2H), 25 1.46(m, 2H), 2.30(m, 1H), 2.59(m, 1H), 2.74(s, 3H), 2.98(m, 1H), 3.20(m, 1H), 3.36(m, 1H), 3.45(m, 1H), 3.88(m, 3H), 4.03(m, 1H), 4.80(m, 1H), 7.28(d, J=5, 1H), 7.82(d, J=7, 2H), 7.7.90(d, J=7, 2H), 8.22(m, 1H); MS(ESI) Calc. for (M+1)⁺: 450. Found: 450.

30

Example 70

35 Cis-3-[2-[2-phenyl-3-[4-(aminoiminomethyl)phenyl]-
isoxazolidin-5-yl]acetyl]amino-N-(3-
methylphenylsulfonyl)-L-alanine methyl ester
monotrifluoroacetic acid

This compound was prepared analogously to Example 1.

¹H NMR(300MHz, DMSO-d₆)δ2.10(m, 1H), 2.40(s, 3H), 2.50-
2.68(m, 2H), 3.02(m, 1H), 3.60(m, 2H), 4.00(m, 1H),
5 4.64(m, 1H), 4.86(m, 1H), 5.71(m, 1H), 6.40(m, 1H),
6.98(m, 3H), 7.26(m, 3H), 7.38(d, J=3, 2H), 7.64(m, 5H);
MS(ESI) Calc. for (M+1)⁺: 580. Found: 580.

Example 71

10

Cis-3-[2-[2-phenyl-3-[4-(aminoiminomethyl)phenyl]-
isoxazolidin-5-yl]acetyl]amino-N-(3-
methylphenylsulfonyl)-L-alanine monohydrogenchloride

15

This compound was prepared analogously to Example 2.

¹H NMR(300MHz, DMSO-d₆)δ2.20(m, 1H), 2.40(s, 3H),
2.51(m, 1H), 2.62(m, 1H), 3.04(m, 1H), 3.60(m, 2H),
4.00(m, 1H), 4.64(m, 1H), 4.84(m, 1H), 5.68(d, J=6, 1H),
6.40(m, 1H), 6.96(m, 3H), 7.20-7.40(m, 4H), 7.62(m, 6H);
20 MS(ESI) Calc. for (M+1)⁺: 566. Found: 566.

Example 300

25

Cis-3-[[[4-[4-(aminoiminomethyl)phenyl]tetrahydro-3-
methyl-2-oxo-2H-1,3-oxazin-6-yl]acetyl]amino]-N-[(3-
methylphenyl)sulfonyl]-L-alanine methyl ester
monotrifluoroacetic acid

30

Part A. Cis-3-[[[4-(4-cyanophenyl)tetrahydro-3-methyl-2-
oxo-2H-1,3-oxazin-6-yl]acetyl]amino]-N-[(3-
methylphenyl)sulfonyl]-L-alanine methyl ester
monotrifluoroacetic acid

35

Cis-3-[2-[2-methyl-3-(4-cyanophenyl)-isoxazolidin-5-
yl]acetyl]amino-N-(3-methylphenylsulfonyl)-L-alanine

methyl ester(600mg, 1.2mmol) was dissolved in aqueous acetic acid(16ml, v:v, 1:1) and zinc(1.17g, 18mmol) was added. The resulting suspension was stirred vigorously at rt for 2hrs, then was filtered. The filtration was
5 evaporated to dryness. The residue was dissolved in aqueous NaHCO₃(10ml) and the cloudy solution was evaporated to dryness again. The remaining solid was extracted with ethyl acetate. Removal of ethyl acetate gave the 1,3-aminoalcohol as an oil, which was directly
10 used in the next reaction.

The above 1,3-aminoalcohol(480mg, 0.96mmol) was dissolved in anhydrous THF(10ml) and CDI(170mg, 1.06mmol) was added. The solution was stirred at rt for
15 4 hrs. After evaporation, the residue was taken up in ethyl acetate(100ml). The ethyl acetate solution was washed successively with 1N HCl, dilute NaHCO₃ and brine, and the dried over Na₂SO₄. Evaporation followed by chromatography using a mixture of ethyl acetate and
20 hexane gave the product as an amorphous solid(450mg, 71% yield after two steps). ¹H NMR(300MHz, CDCl₃)
 δ 2.00(m, 1H), 2.40(s, 3H), 2.50(m, 1H), 2.60(m, 1H), 2.68 and 2.70(s, 3H), 2.92(m, 1H), 3.59 and 3.61(s, 3H),
3.61-3.80(m, 3H), 4.04(m, 1H), 4.60(m, 1H), 5.76 and
25 5.96(d, J=5, 1H), 6.60 and 6.70(t, J=3, 1H), 7.38-7.68(m, 8H); MS(ESI) Calc. for (M+1)⁺: 531. Found: 531.

30 Part B. Cis-3-[[[4-(4-(aminoiminomethyl)phenyl]tetrahydro-3-methyl-2-oxo-2H-1,3-oxazin-6-yl)acetyl]amino]-N-[(3-methylphenyl)sulfonyl]-L-alanine methyl ester
monotrifluoroacetic acid

35

Dry HCl gas was bubbled through a solution of Cis-3-[[[4-(4-cyanophenyl)tetrahydro-3-methyl-2-oxo-2H-1,3-

oxazin-6-yl]acetyl]amino]-N-[(3-methylphenyl)sulfonyl]-
L-alanine methyl ester monotrifluoroacetic acid(510mg
0.96mmol) in dry CHCl₃ containing anhydrous
methanol(47mg, 1.44mmol), cooled with salt ice-water
5 bath, at 0 °C for 5hrs. The resulting solution was then
kept at 0 °C for 6hrs and at 15 °C for 12hrs. The
flammable portion was removed and the residue was
dissolved in anhydrous methanol(5ml) followed by
addition of ammonium bicarbonate(230mg, 2.4mmol). After
10 stirring at rt for 4hrs, the mixture was concentrated
and purified by flush chromatography over silica gel
using a mixture of methylene chloride and methanol as
the eluent to give a white amorphous solid(500mg, 95%
yield). Further purification by reversed phase HPLC
15 using water and 0.1% TFA in acetonitrile as eluent gave
the TFA salt. ¹H NMR(300MHz, CDCl₃)δ2.14(m, 1H), 2.30(m,
1H), 2.40(s, 3H), 2.67(m, 1H), 2.86(m, 1H), 3.40(m, 1H),
3.54 and 3.60(s, 3H), 3.90-4.14(m, 2H), 4.74(m, 1H),
7.10(m, 1H), 7.20-7.46(m, 8H), 7.58(m, 2H), 7.74(m, 2H),
20 7.90(m, 1H); MS(ESI) Calc. for (M+1)⁺: 546. Found: 546.

Example 301

Cis-3-[[[4-[4-(aminoiminomethyl)phenyl]tetrahydro-3-
25 methyl-2-oxo-2H-1,3-oxazin-6-yl]acetyl]amino]-N-[(3-
methylphenyl)sulfonyl]-L-alanine monohydrogenchloride

Cis-3-[[[4-[4-(aminoiminomethyl)phenyl]tetrahydro-3-
methyl-2-oxo-2H-1,3-oxazin-6-yl]acetyl]amino]-N-[(3-
30 methylphenyl)sulfonyl]-L-alanine methyl ester(30mg,
0.06mmol) was dissolved in 3N HCl(3ml). The resulting
solution was stirred at rt for 36hrs and then
concentrated to yield the acid as an amorphous
solid(90mg, 90% yield). The acid was further purified by
35 reverse HPLC using water and 0.1% TFA in acetonitrile as
eluent. MS(ESI) Calc. for (M+1)⁺: 532. Found: 532.

Example 321

Cis-3-[[[4-[4-(aminoiminomethyl)phenyl]tetrahydro-3-benzyl-2-oxo-2H-1,3-oxazin-6-yl]acetyl]aminol-N-[(3-methylphenyl)sulfonyl]-L-alanine methyl ester
5 monotrifluoroacetic acid

This compound was synthesized analogously to Example 300.

10 ^1H NMR (300MHz, DMSO- d_6) δ 1.98 (m, 1H), 2.34 (m, 1H),
2.44 (s, 3H), 2.60 (m, 2H), 3.56 (m, 5H), 3.70 (m, 2H),
4.08 (m, 2H), 4.40 (m, 1H), 5.30 (m, 1H), 6.10 (d, 1H),
7.24-7.40 (m, 6H), 7.64 (m, 3H); MS (ESI) Calc. for (M+1)⁺:
622. Found: 622.

15

Example 322

Cis-3-[[[4-[4-(aminoiminomethyl)phenyl]tetrahydro-3-benzyl-2-oxo-2H-1,3-oxazin-6-yl]acetyl]aminol-N-[(3-methylphenyl)sulfonyl]-L-alanine monohydrogenchloride
20

This compound was analogously prepared to Example 301.

^1H NMR (300MHz, DMSO- d_6) δ 2.02 (m, 1H), 2.33 (m, 1H),
2.40 (s, 3H), 2.66 (m, 2H), 3.45 (m, 2H), 3.70 (m, 2H),
25 4.10 (m, 2H), 4.44 (m, 1H), 5.20 (m, 1H), 6.15 (d, 1H),
7.20-7.40 (m, 6H), 7.60 (m, 3H); MS (ESI) Calc. for (M+1)⁺:
608. Found: 608.

Example 327

30

Cis-3-[[[4-[4-(aminoiminomethyl)phenyl]tetrahydro-3-methyl-2-oxo-2H-1,3-oxazin-6-yl]acetyl]aminol-N-[(2-methylphenyl)sulfonyl]-L-alanine methyl ester
monotrifluoroacetic acid

35

This compound was analogously prepared to Example 300.

¹H NMR(300MHz, DMSO-d₆)δ1.80(m, 1H), 2.40(m, 2H),
2.58(s, 3H), 2.64(m, 4H), 3.44(m, 4H), 3.56(m, 1H),
3.92(m, 1H), 4.50(m, 1H), 4.70(m, 1H), 6.98(t, 1H),
7.20-7.40(m, 4H), 7.60-7.80(m, 4H); MS(ESI) Calc. for
5 (M+1)⁺: 546. Found: 546.

Example 328

10 Cis-3-[[[4-[4-(aminoiminomethyl)phenyl]tetrahydro-3-
methyl-2-oxo-2H-1,3-oxazin-6-yl]acetyl]aminol-N-[(2-
methylphenyl)sulfonyl]-L-alanine monohydrogenchloride

This compound was analogously prepared to Example 301.
15 ¹H NMR(300MHz, DMSO-d₆)δ1.90(m, 1H), 2.44(m, 2H),
2.60(s, 3H), 2.66(m, 4H), 3.39(m, 1H), 3.58(m, 1H),
3.90(m, 1H), 4.52(m, 1H), 4.68(m, 1H), 6.80(t, 1H),
7.18-7.40(m, 4H), 7.62-7.84(m, 4H); MS(ESI) Calc. for
20 (M+1)⁺: 532. Found: 532.

Example 335

Cis-3-[[[4-[4-(aminoiminomethyl)phenyl]tetrahydro-3-
25 methyl-2-oxo-2H-1,3-oxazin-6-yl]acetyl]aminol-N-[(3,5-
dimethylisoxazol-4-yl)sulfonyl]-L-alanine methyl ester
monotrifluoroacetic acid

This compound was analogously prepared to Example 300.
30 ¹H NMR(300MHz, DMSO-d₆)δ1.88(m, 1H), 2.34(s, 3H), 2.38-
2.50(m, 9H), 3.20(m, 4H), 3.40(m, 1H), 3.98(m, 1H),
4.70(m, 2H), 7.50(d, J=8, 2H), 7.88(d, J=8, 2H); MS(ESI)
Calc. for (M+1)⁺: 551. Found: 551.

35 Example 336

Cis-3-[[[4-[4-(aminoiminomethyl)phenyl]tetrahydro-3-methyl-2-oxo-2H-1,3-oxazin-6-yl]acetyl]aminol-N-[(3,5-dimethylisoxazol-4-yl)sulfonyl]-L-alanine monohydrogenchloride

5

This compound was analogously prepared to Example 301.

^1H NMR(300MHz, DMSO- d_6) δ 2.10(m, 1H), 2.40(s, 3H), 2.44-2.60(m, 9H), 3.20(m, 1H), 3.46(m, 1H), 3.42(m, 1H), 4.80(m, 2H), 7.84(d, J=8, 2H), 7.98(d, J=8, 2H); MS(ESI)

10 Calc. for (M+1) $^+$: 537. Found: 537.

Example 355

Cis-3-[[[4-[4-(aminoiminomethyl)phenyl]tetrahydro-3-methyl-2-oxo-2H-1,3-oxazin-6-yl]acetyl]aminol-N-(n-butylloxycarbonyl)-L-alanine methyl ester monotrifluoroacetic acid

15

This compound was analogously prepared to Example 300.

20 ^1H NMR(300MHz, DMSO- d_6) δ 0.80(t, J=6, 3H), 1.34(m, 2H), 1.50(m, 2H), 1.90(m, 1H), 2.40(m, 4H), 2.56(s, 3H), 3.40(s, 3H), 3.80(m, 2H), 3.92(m, 2H), 4.14(m, 2H), 4.70(m, 1H), 7.50(d, J=8, 2H), 7.90(d, J=8, 2H); MS(ESI)

Calc. for (M+1) $^+$: 492. Found: 492.

25

Example 356

Cis-3-[[[4-[4-(aminoiminomethyl)phenyl]tetrahydro-3-methyl-2-oxo-2H-1,3-oxazin-6-yl]acetyl]aminol-N-(n-butylloxycarbonyl)-L-alanine monohydrogenchloride

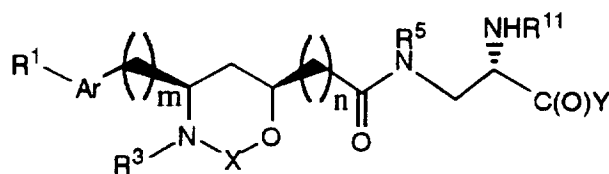
30

This compound was analogously prepared to Example 301.

^1H NMR(300MHz, DMSO- d_6) δ 0.86(t, J=6, 3H), 1.40(m, 2H), 1.56(m, 2H), 1.94(m, 1H), 2.45(m, 4H), 2.62(s, 3H), 35 3.78(m, 2H), 3.96(m, 2H), 4.18(m, 2H), 4.68(m, 1H), 7.78(d, J=8, 2H), 7.98(d, J=8, 2H); MS(ESI) Calc. for (M+1) $^+$: 478. Found: 478.

The previous working examples are shown in Table 1 along with other examples of compounds of the invention which can be prepared by the schemes and procedures
5 discussed above or variations thereof which are obvious to those skilled in the art using appropriate starting materials.

Table 1



Ex No.	R ¹ -Ar	m	R ³	X	n	R ⁵	R ¹¹	Y	MS [(M+1) ⁺]
1	4-amidinophenyl	0	Me	none	1	H	3-methylphenylsulfonyl	OMe	518
2	4-amidinophenyl	0	Me	none	1	H	3-methylphenylsulfonyl	OH	504
3*	4-amidinophenyl	0	Me	none	1	H	3-methylphenylsulfonyl	OMe	518
4	4-amidinophenyl	0	Ethyl	none	1	H	3-methylphenylsulfonyl	OMe	
5	4-amidinophenyl	0	Ethyl	none	1	H	3-methylphenylsulfonyl	OH	
6	4-amidinophenyl	0	n-propyl	none	1	H	3-methylphenylsulfonyl	OMe	
7	4-amidinophenyl	0	n-propyl	none	1	H	3-methylphenylsulfonyl	OH	
8	4-amidinophenyl	0	n-butyl	none	1	H	3-methylphenylsulfonyl	OMe	
9	4-amidinophenyl	0	n-butyl	none	1	H	3-methylphenylsulfonyl	OH	
10	4-amidinophenyl	0	n-hexyl	none	1	H	3-methylphenylsulfonyl	OMe	
11	4-amidinophenyl	0	n-hexyl	none	1	H	3-methylphenylsulfonyl	OH	
12	4-amidinophenyl	0	Me	none	1	Me	3-methylphenylsulfonyl	OMe	
13	4-amidinophenyl	0	Me	none	1	Me	3-methylphenylsulfonyl	OH	
14	4-amidinophenyl	0	Me	none	1	ethyl	3-methylphenylsulfonyl	OMe	
15	4-amidinophenyl	0	Me	none	1	ethyl	3-methylphenylsulfonyl	OH	
16	4-amidinophenyl	0	benzyl	none	1	H	3-methylphenylsulfonyl	OMe	594
17	4-amidinophenyl	0	benzyl	none	1	H	3-methylphenylsulfonyl	OH	580
18*	4-amidinophenyl	0	benzyl	none	1	H	3-methylphenylsulfonyl	OH	
19	4-(N-methylamidino) phenyl	0	Me	none	1	H	3-methylphenylsulfonyl	OH	
20	4-(N-methylamidino) phenyl	0	Me	none	1	Me	3-methylphenylsulfonyl	OH	
21	4-(N-ethylamidino) phenyl	0	Me	none	1	Me	3-methylphenylsulfonyl	OH	
22	4-(N-methylamidino) phenyl	0	Me	none	1	ethyl	3-methylphenylsulfonyl	OH	
23	4-(N-methylamidino) phenyl	0	ethyl	none	1	Me	3-methylphenylsulfonyl	OH	
24	4-(N-methylamidino) phenyl	0	ethyl	none	1	Me	2-methylphenylsulfonyl	OH	
25	4-(N-methylamidino) phenyl	0	ethyl	none	1	Me	4-methylphenylsulfonyl	OH	
26	4-amidinophenyl	0	benzyl	none	1	H	2-methylphenylsulfonyl	OH	
27	4-amidinophenyl	0	benzyl	none	1	H	4-methylphenylsulfonyl	OH	
28	4-amidinophenyl	0	isopropyl	none	1	H	3-methylphenylsulfonyl	OMe	546
29	4-amidinophenyl	0	isopropyl	none	1	H	3-methylphenylsulfonyl	OH	532
30	4-amidinophenyl	0	isopropyl	none	1	H	2-methylphenylsulfonyl	OH	
31	4-amidinophenyl	0	isopropyl	none	1	H	4-methylphenylsulfonyl	OH	
32	4-amidinophenyl	0	Methyl	none	1	H	2-methylphenylsulfonyl	OMe	518
33	4-amidinophenyl	0	Methyl	none	1	H	2-methylphenylsulfonyl	OH	504
34	4-amidinophenyl	0	Methyl	none	1	H	4-methylphenylsulfonyl	OH	
35*	4-amidinophenyl	0	Methyl	none	1	H	2-methylphenylsulfonyl	OH	
36*	4-amidinophenyl	0	Methyl	none	1	H	4-methylphenylsulfonyl	OH	
37	4-amidinophenyl	0	Methyl	none	1	H	3,5-dimethyloxazol-4-yl- sulfonyl	OMe	523
38	4-amidinophenyl	0	Methyl	none	1	H	3,5-dimethyloxazol-4-yl- sulfonyl	OH	509
39*	4-amidinophenyl	0	Methyl	none	1	H	3,5-dimethyloxazol-4-yl- sulfonyl	OH	

40	4-amidinophenyl	0	Ethyl	none	1	H	3,5-dimethyloxazol-4-yl-sulfonyl	OH	
41	4-amidinophenyl	0	benzyl	none	1	H	3,5-dimethyloxazol-4-yl-sulfonyl	OH	
42	4-amidinophenyl	0	phenyl	none	1	H	3,5-dimethyloxazol-4-yl-sulfonyl	OH	
43	4-amidinophenyl	0	H	none	1	H	2-methylphenylsulfonyl	OH	
44*	4-amidinophenyl	0	H	none	1	H	2-methylphenylsulfonyl	OH	
45	4-amidinophenyl	0	H	none	1	H	3-methylphenylsulfonyl	OH	
46*	4-amidinophenyl	0	H	none	1	H	3-methylphenylsulfonyl	OH	
47	4-amidinophenyl	0	H	none	1	H	4-methylphenylsulfonyl	OH	
48*	4-amidinophenyl	0	H	none	1	H	4-methylphenylsulfonyl	OH	
49	4-amidinophenyl	0	H	none	1	Me	2-methylphenylsulfonyl	OH	
50*	4-amidinophenyl	0	H	none	1	Me	2-methylphenylsulfonyl	OH	
51	4-amidinophenyl	0	H	none	1	Me	3-methylphenylsulfonyl	OH	
52*	4-amidinophenyl	0	H	none	1	Me	3-methylphenylsulfonyl	OH	
53	4-amidinophenyl	0	H	none	1	Me	4-methylphenylsulfonyl	OH	
54*	4-amidinophenyl	0	H	none	1	Me	4-methylphenylsulfonyl	OH	
55	4-amidinophenyl	0	H	none	1	Ethyl	2-methylphenylsulfonyl	OH	
56*	4-amidinophenyl	0	H	none	1	Ethyl	2-methylphenylsulfonyl	OH	
57	4-amidinophenyl	0	H	none	1	Ethyl	3-methylphenylsulfonyl	OH	
58*	4-amidinophenyl	0	H	none	1	Ethyl	3-methylphenylsulfonyl	OH	
59	4-amidinophenyl	0	H	none	1	Ethyl	4-methylphenylsulfonyl	OH	
60*	4-amidinophenyl	0	H	none	1	Ethyl	4-methylphenylsulfonyl	OH	
61	4-amidinophenyl	0	H	none	1	H	n-butylsulfonyl	OH	
62	4-amidinophenyl	0	H	none	1	H	methylsulfonyl	OH	
63	4-amidinophenyl	0	H	none	1	H	ethylsulfonyl	OH	
64	4-amidinophenyl	0	H	none	1	H	benzylsulfonyl	OH	
65	4-amidinophenyl	0	H	none	1	H	styrylsulfonyl	OH	
66	4-amidinophenyl	0	H	none	1	H	benzyloxycarbonyl	OH	
67	4-amidinophenyl	0	H	none	1	H	n-butyloxycarbonyl	OH	
68	4-amidinophenyl	0	Me	none	1	H	n-butyloxycarbonyl	OMe	464
69	4-amidinophenyl	0	Me	none	1	H	n-butyloxycarbonyl	OH	450
70	4-amidinophenyl	0	phenyl	none	1	H	3-methylphenylsulfonyl	OMe	580
71	4-amidinophenyl	0	Me	none	1	H	3-methylphenylsulfonyl	OH	566
72	4-amidinophenyl	0	Me	none	1	H	n-butyloxycarbonyl	OH	
73	4-amidinophenyl	0	Me	none	1	H	methylsulfonyl	OH	
74	4-amidinophenyl	0	Me	none	1	H	ethylsulfonyl	OH	
75	4-amidinophenyl	0	Me	none	1	H	methylsulfonyl	OH	
76	4-amidinophenyl	0	Me	none	1	H	n-pentyloxycarbonyl	OH	
77	4-amidinophenyl	0	Me	none	1	H	n-hexyloxycarbonyl	OH	
78	4-amidinophenyl	0	Me	none	1	H	H	OH	
79	4-amidinophenyl	0	Me	none	1	H	phenylethyloxycarbonyl	OH	
80	4-amidinophenyl	0	Me	none	1	H	2,2-dimethylpropyl-carbonyl	OH	
81	4-amidinophenyl	0	Me	none	1	H	phenylethylcarbonyl	OH	
82	4-amidinophenyl	0	Me	none	1	H	n-pentylcarbonyl	OH	
83	4-amidinophenyl	0	Me	none	1	H	n-butylcarbonyl	OH	
84	4-amidinophenyl	0	Me	none	1	H	propionyl	OH	
85	4-amidinophenyl	0	Me	none	1	H	acetyl	OH	
86	4-amidinophenyl	0	Me	none	1	H	methylsulfonyl	OH	
87	4-amidinophenyl	0	Me	none	1	H	ethylsulfonyl	OH	
88	4-amidinophenyl	0	Me	none	1	H	n-butylsulfonyl	OH	
89	4-amidinophenyl	0	Me	none	1	H	phenylsulfonyl	OH	

90	4-amidinophenyl	0	Me	none	1	H	benzylsulfonyl	OH
91	4-amidinophenyl	0	Me	none	1	H	2-pyridylcarbonyl	OH
92	4-amidinophenyl	0	Me	none	1	H	3-pyridylcarbonyl	OH
93	4-amidinophenyl	0	Me	none	1	H	4-pyridylcarbonyl	OH
94	4-amidinophenyl	0	Me	none	1	H	2-pyridylmethylcarbonyl	OH
95	4-amidinophenyl	0	Me	none	1	H	3-pyridylmethylcarbonyl	OH
96	4-amidinophenyl	0	Me	none	1	H	4-pyridylmethylcarbonyl	OH
97	4-amidinophenyl	0	Me	none	1	H	2-pyridylmethoxy-carbonyl	OH
98	4-amidinophenyl	0	Me	none	1	H	3-pyridylmethoxy-carbonyl	OH
99	4-amidinophenyl	0	Me	none	1	H	4-pyridylmethoxy-carbonyl	OH
100	4-amidinophenyl	0	Me	none	1	H	styrylsulfonyl	OH
101	4-amidinophenyl	0	ethyl	none	1	H	n-butyloxycarbonyl	OH
102	4-amidinophenyl	0	ethyl	none	1	H	methyloxycarbonyl	OH
103	4-amidinophenyl	0	ethyl	none	1	H	ethyloxycarbonyl	OH
104	4-amidinophenyl	0	ethyl	none	1	H	methyloxycarbonyl	OH
105	4-amidinophenyl	0	ethyl	none	1	H	n-pentyloxycarbonyl	OH
106	4-amidinophenyl	0	ethyl	none	1	H	n-hexyloxycarbonyl	OH
107	4-amidinophenyl	0	ethyl	none	1	H	H	OH
108	4-amidinophenyl	0	ethyl	none	1	H	phenylethyloxycarbonyl	OH
109	4-amidinophenyl	0	ethyl	none	1	H	2,2-dimethylpropyl-carbonyl	OH
110	4-amidinophenyl	0	ethyl	none	1	H	phenylethylcarbonyl	OH
111	4-amidinophenyl	0	ethyl	none	1	H	n-pentylcarbonyl	OH
112	4-amidinophenyl	0	ethyl	none	1	H	n-butylcarbonyl	OH
113	4-amidinophenyl	0	ethyl	none	1	H	propionyl	OH
114	4-amidinophenyl	0	ethyl	none	1	H	acetyl	OH
115	4-amidinophenyl	0	ethyl	none	1	H	methylsulfonyl	OH
116	4-amidinophenyl	0	ethyl	none	1	H	ethylsulfonyl	OH
117	4-amidinophenyl	0	ethyl	none	1	H	n-butylsulfonyl	OH
118	4-amidinophenyl	0	ethyl	none	1	H	phenylsulfonyl	OH
119	4-amidinophenyl	0	ethyl	none	1	H	benzylsulfonyl	OH
120	4-amidinophenyl	0	ethyl	none	1	H	2-pyridylcarbonyl	OH
121	4-amidinophenyl	0	ethyl	none	1	H	3-pyridylcarbonyl	OH
122	4-amidinophenyl	0	ethyl	none	1	H	4-pyridylcarbonyl	OH
123	4-amidinophenyl	0	ethyl	none	1	H	2-pyridylmethylcarbonyl	OH
124	4-amidinophenyl	0	ethyl	none	1	H	3-pyridylmethylcarbonyl	OH
125	4-amidinophenyl	0	ethyl	none	1	H	4-pyridylmethylcarbonyl	OH
126	4-amidinophenyl	0	ethyl	none	1	H	2-pyridylmethoxy-carbonyl	OH
127	4-amidinophenyl	0	ethyl	none	1	H	3-pyridylmethoxy-carbonyl	OH
128	4-amidinophenyl	0	ethyl	none	1	H	4-pyridylmethoxy-carbonyl	OH
129	4-amidinophenyl	0	ethyl	none	1	H	styrylsulfonyl	OH
130	4-amidinophenyl	0	n-butyl	none	1	H	n-butyloxycarbonyl	OH
131	4-amidinophenyl	0	n-butyl	none	1	H	methyloxycarbonyl	OH
132	4-amidinophenyl	0	n-butyl	none	1	H	ethyloxycarbonyl	OH
133	4-amidinophenyl	0	n-butyl	none	1	H	methyloxycarbonyl	OH
134	4-amidinophenyl	0	n-butyl	none	1	H	n-pentyloxycarbonyl	OH
135	4-amidinophenyl	0	n-butyl	none	1	H	n-hexyloxycarbonyl	OH

136	4-amidinophenyl	0	n-butyl	none	1	H	H	OH
137	4-amidinophenyl	0	n-butyl	none	1	H	phenylethoxycarbonyl	OH
138	4-amidinophenyl	0	n-butyl	none	1	H	2,2-dimethylpropyl-carbonyl	OH
139	4-amidinophenyl	0	n-butyl	none	1	H	phenylethylcarbonyl	OH
140	4-amidinophenyl	0	n-butyl	none	1	H	n-pentylcarbonyl	OH
141	4-amidinophenyl	0	n-butyl	none	1	H	n-butylcarbonyl	OH
142	4-amidinophenyl	0	n-butyl	none	1	H	propionyl	OH
143	4-amidinophenyl	0	n-butyl	none	1	H	acetyl	OH
144	4-amidinophenyl	0	n-butyl	none	1	H	methylsulfonyl	OH
145	4-amidinophenyl	0	n-butyl	none	1	H	ethylsulfonyl	OH
146	4-amidinophenyl	0	n-butyl	none	1	H	n-butylsulfonyl	OH
147	4-amidinophenyl	0	n-butyl	none	1	H	phenylsulfonyl	OH
148	4-amidinophenyl	0	n-butyl	none	1	H	benzylsulfonyl	OH
149	4-amidinophenyl	0	n-butyl	none	1	H	2-pyridylcarbonyl	OH
150	4-amidinophenyl	0	n-butyl	none	1	H	3-pyridylcarbonyl	OH
151	4-amidinophenyl	0	n-butyl	none	1	H	4-pyridylcarbonyl	OH
152	4-amidinophenyl	0	n-butyl	none	1	H	2-pyridylmethylcarbonyl	OH
153	4-amidinophenyl	0	n-butyl	none	1	H	3-pyridylmethylcarbonyl	OH
154	4-amidinophenyl	0	n-butyl	none	1	H	4-pyridylmethylcarbonyl	OH
155	4-amidinophenyl	0	n-butyl	none	1	H	2-pyridylmethoxy-carbonyl	OH
156	4-amidinophenyl	0	n-butyl	none	1	H	3-pyridylmethoxy-carbonyl	OH
157	4-amidinophenyl	0	n-butyl	none	1	H	4-pyridylmethoxy-carbonyl	OH
158	4-amidinophenyl	0	n-butyl	none	1	H	styrylsulfonyl	OH
159	4-amidinophenyl	0	n-hexyl	none	1	H	n-butylloxycarbonyl	OH
160	4-amidinophenyl	0	n-hexyl	none	1	H	methyloxycarbonyl	OH
161	4-amidinophenyl	0	n-hexyl	none	1	H	ethyloxycarbonyl	OH
162	4-amidinophenyl	0	n-hexyl	none	1	H	methyloxycarbonyl	OH
163	4-amidinophenyl	0	n-hexyl	none	1	H	n-pentylloxycarbonyl	OH
164	4-amidinophenyl	0	n-hexyl	none	1	H	n-hexylloxycarbonyl	OH
165	4-amidinophenyl	0	n-hexyl	none	1	H	H	OH
166	4-amidinophenyl	0	n-hexyl	none	1	H	phenylethylloxycarbonyl	OH
167	4-amidinophenyl	0	n-hexyl	none	1	H	2,2-dimethylpropyl-carbonyl	OH
168	4-amidinophenyl	0	n-hexyl	none	1	H	phenylethylcarbonyl	OH
169	4-amidinophenyl	0	n-hexyl	none	1	H	n-pentylcarbonyl	OH
170	4-amidinophenyl	0	n-hexyl	none	1	H	n-butylcarbonyl	OH
171	4-amidinophenyl	0	n-hexyl	none	1	H	propionyl	OH
172	4-amidinophenyl	0	n-hexyl	none	1	H	acetyl	OH
173	4-amidinophenyl	0	n-hexyl	none	1	H	methylsulfonyl	OH
174	4-amidinophenyl	0	n-hexyl	none	1	H	ethylsulfonyl	OH
175	4-amidinophenyl	0	n-hexyl	none	1	H	n-butylsulfonyl	OH
176	4-amidinophenyl	0	n-hexyl	none	1	H	phenylsulfonyl	OH
177	4-amidinophenyl	0	n-hexyl	none	1	H	benzylsulfonyl	OH
178	4-amidinophenyl	0	n-hexyl	none	1	H	2-pyridylcarbonyl	OH
179	4-amidinophenyl	0	n-hexyl	none	1	H	3-pyridylcarbonyl	OH
180	4-amidinophenyl	0	n-hexyl	none	1	H	4-pyridylcarbonyl	OH
181	4-amidinophenyl	0	n-hexyl	none	1	H	2-pyridylmethylcarbonyl	OH
182	4-amidinophenyl	0	n-hexyl	none	1	H	3-pyridylmethylcarbonyl	OH
183	4-amidinophenyl	0	n-hexyl	none	1	H	4-pyridylmethylcarbonyl	OH

184	4-amidinophenyl	0	n-hexyl	none	1	H	2-pyridylmethoxy-carbonyl	OH
185	4-amidinophenyl	0	n-hexyl	none	1	H	3-pyridylmethoxy-carbonyl	OH
186	4-amidinophenyl	0	n-hexyl	none	1	H	4-pyridylmethoxy-carbonyl	OH
187	4-amidinophenyl	0	n-hexyl	none	1	H	styrylsulfonyl	OH
188	4-amidinophenyl	0	phenyl	none	1	H	n-butyloxycarbonyl	OH
189	4-amidinophenyl	0	phenyl	none	1	H	methyloxycarbonyl	OH
190	4-amidinophenyl	0	phenyl	none	1	H	ethyloxycarbonyl	OH
191	4-amidinophenyl	0	phenyl	none	1	H	methyloxycarbonyl	OH
192	4-amidinophenyl	0	phenyl	none	1	H	n-pentyloxycarbonyl	OH
193	4-amidinophenyl	0	phenyl	none	1	H	n-hexyloxycarbonyl	OH
194	4-amidinophenyl	0	phenyl	none	1	H	H	OH
195	4-amidinophenyl	0	phenyl	none	1	H	phenylethyloxycarbonyl	OH
196	4-amidinophenyl	0	phenyl	none	1	H	2,2-dimethylpropyl-carbonyl	OH
197	4-amidinophenyl	0	phenyl	none	1	H	phenylethylcarbonyl	OH
198	4-amidinophenyl	0	phenyl	none	1	H	n-pentylcarbonyl	OH
199	4-amidinophenyl	0	phenyl	none	1	H	n-butylcarbonyl	OH
200	4-amidinophenyl	0	phenyl	none	1	H	propionyl	OH
201	4-amidinophenyl	0	phenyl	none	1	H	acetyl	OH
202	4-amidinophenyl	0	phenyl	none	1	H	methylsulfonyl	OH
203	4-amidinophenyl	0	phenyl	none	1	H	ethylsulfonyl	OH
204	4-amidinophenyl	0	phenyl	none	1	H	n-butylsulfonyl	OH
205	4-amidinophenyl	0	phenyl	none	1	H	phenylsulfonyl	OH
206	4-amidinophenyl	0	phenyl	none	1	H	benzylsulfonyl	OH
207	4-amidinophenyl	0	phenyl	none	1	H	2-pyridylcarbonyl	OH
208	4-amidinophenyl	0	phenyl	none	1	H	3-pyridylcarbonyl	OH
209	4-amidinophenyl	0	phenyl	none	1	H	4-pyridylcarbonyl	OH
210	4-amidinophenyl	0	phenyl	none	1	H	2-pyridylmethylcarbonyl	OH
211	4-amidinophenyl	0	phenyl	none	1	H	3-pyridylmethylcarbonyl	OH
213	4-amidinophenyl	0	phenyl	none	1	H	4-pyridylmethylcarbonyl	OH
214	4-amidinophenyl	0	phenyl	none	1	H	2-pyridylmethoxy-carbonyl	OH
215	4-amidinophenyl	0	phenyl	none	1	H	3-pyridylmethoxy-carbonyl	OH
216	4-amidinophenyl	0	phenyl	none	1	H	4-pyridylmethoxy-carbonyl	OH
217	4-amidinophenyl	0	phenyl	none	1	H	styrylsulfonyl	OH
218	4-(N-methylamidino)phenyl	0	Me	none	1	H	n-butyloxycarbonyl	OH
219	4-(N-methylamidino)phenyl	0	Me	none	1	H	methyloxycarbonyl	OH
220	4-(N-methylamidino)phenyl	0	Me	none	1	H	ethyloxycarbonyl	OH
221	4-(N-methylamidino)phenyl	0	Me	none	1	H	methyloxycarbonyl	OH
222	4-(N-methylamidino)phenyl	0	Me	none	1	H	n-pentyloxycarbonyl	OH
223	4-(N-methylamidino)phenyl	0	Me	none	1	H	n-hexyloxycarbonyl	OH
224	4-(N-methylamidino)phenyl	0	Me	none	1	H	H	OH

	phenyl								
225	4-(N-methylamidino)	0	Me	none	1	H	phenylethoxycarbonyl	OH	
	phenyl								
226	4-(N-methylamidino)	0	Me	none	1	H	2,2-dimethylpropyl-	OH	
	phenyl						carbonyl		
227	4-(N-methylamidino)	0	Me	none	1	H	phenylethylcarbonyl	OH	
	phenyl								
228	4-(N-methylamidino)	0	Me	none	1	H	n-pentylcarbonyl	OH	
	phenyl								
229	4-(N-methylamidino)	0	Me	none	1	H	n-butylcarbonyl	OH	
	phenyl								
230	4-(N-methylamidino)	0	Me	none	1	H	propionyl	OH	
	phenyl								
231	4-(N-methylamidino)	0	Me	none	1	H	acetyl	OH	
	phenyl								
232	4-(N-methylamidino)	0	Me	none	1	H	methylsulfonyl	OH	
	methyl								
233	4-(N-methylamidino)	0	Me	none	1	H	ethylsulfonyl	OH	
	phenyl								
234	4-(N-methylamidino)	0	Me	none	1	H	n-butylsulfonyl	OH	
	phenyl								
235	4-(N-methylamidino)	0	Me	none	1	H	phenylsulfonyl	OH	
	phenyl								
236	4-(N-methylamidino)	0	Me	none	1	H	benzylsulfonyl	OH	
	phenyl								
237	4-(N-methylamidino)	0	Me	none	1	H	2-pyridylcarbonyl	OH	
	phenyl								
238	4-(N-methylamidino)	0	Me	none	1	H	3-pyridylcarbonyl	OH	
	phenyl								
239	4-(N-methylamidino)	0	Me	none	1	H	4-pyridylcarbonyl	OH	
	phenyl								
240	4-(N-methylamidino)	0	Me	none	1	H	2-pyridylmethylcarbonyl	OH	
	phenyl								
241	4-(N-methylamidino)	0	Me	none	1	H	3-pyridylmethylcarbonyl	OH	
	phenyl								
242	4-(N-methylamidino)	0	Me	none	1	H	4-pyridylmethylcarbonyl	OH	
	phenyl								
243	4-(N-methylamidino)	0	Me	none	1	H	2-pyridylmethoxy-	OH	
	phenyl						carbonyl		
244	4-(N-methylamidino)	0	Me	none	1	H	3-pyridylmethoxy-	OH	
	phenyl						carbonyl		
245	4-(N-methylamidino)	0	Me	none	1	H	4-pyridylmethoxy-	OH	
	phenyl						carbonyl		
246	4-(N-methylamidino)	0	Me	none	1	H	styrylsulfonyl	OH	
	phenyl								
247	4-piperidinyl	2	Me	none	1	H	n-butyloxycarbonyl	OH	
248	4-piperidinyl	2	Me	none	1	H	methyloxycarbonyl	OH	
249	4-piperidinyl	2	Me	none	1	H	ethyloxycarbonyl	OH	
250	4-piperidinyl	2	Me	none	1	H	methyloxycarbonyl	OH	
251	4-piperidinyl	2	Me	none	1	H	n-pentyloxycarbonyl	OH	
252	4-piperidinyl	2	Me	none	1	H	n-hexyloxycarbonyl	OH	
253	4-piperidinyl	2	Me	none	1	H	H	OH	
254	4-piperidinyl	2	Me	none	1	H	phenylethylloxycarbonyl	OH	

255	4-piperidinyl	2	Me	none	1	H	2,2-dimethylpropyl-carbonyl	OH
256	4-piperidinyl	2	Me	none	1	H	phenylethylcarbonyl	OH
257	4-piperidinyl	2	Me	none	1	H	n-pentylcarbonyl	OH
258	4-piperidinyl	2	Me	none	1	H	n-butylcarbonyl	OH
259	4-piperidinyl	2	Me	none	1	H	propionyl	OH
260	4-piperidinyl	2	Me	none	1	H	acetyl	OH
261	4-piperidinyl	2	Me	none	1	H	methylsulfonyl	OH
262	4-piperidinyl	2	Me	none	1	H	ethylsulfonyl	OH
263	4-piperidinyl	2	Me	none	1	H	n-butylsulfonyl	OH
264	4-piperidinyl	2	Me	none	1	H	phenylsulfonyl	OH
265	4-piperidinyl	2	Me	none	1	H	benzylsulfonyl	OH
266	4-piperidinyl	2	Me	none	1	H	2-pyridylcarbonyl	OH
267	4-piperidinyl	2	Me	none	1	H	3-pyridylcarbonyl	OH
268	4-piperidinyl	2	Me	none	1	H	4-pyridylcarbonyl	OH
269	4-piperidinyl	2	Me	none	1	H	2-pyridylmethylcarbonyl	OH
270	4-piperidinyl	2	Me	none	1	H	3-pyridylmethylcarbonyl	OH
271	4-piperidinyl	2	Me	none	1	H	4-pyridylmethylcarbonyl	OH
272	4-piperidinyl	2	Me	none	1	H	2-pyridylmethoxy-carbonyl	OH
273	4-piperidinyl	2	Me	none	1	H	3-pyridylmethoxy-carbonyl	OH
274	4-piperidinyl	2	Me	none	1	H	4-pyridylmethoxy-carbonyl	OH
275	4-piperidinyl	2	Me	none	1	H	styrylsulfonyl	OH
276	4-amidinophenyl	0	H	none	1	H	methylloxycarbonyl	OH
277	4-amidinophenyl	0	H	none	1	H	ethylloxycarbonyl	OH
278	4-amidinophenyl	0	H	none	1	H	methylloxycarbonyl	OH
279	4-amidinophenyl	0	H	none	1	H	n-pentylloxycarbonyl	OH
280	4-amidinophenyl	0	H	none	1	H	n-hexylloxycarbonyl	OH
281	4-amidinophenyl	0	H	none	1	H	H	OH
282	4-amidinophenyl	0	H	none	1	H	phenylethylloxycarbonyl	OH
283	4-amidinophenyl	0	H	none	1	H	2,2-dimethylpropyl-carbonyl	OH
284	4-amidinophenyl	0	H	none	1	H	phenylethylcarbonyl	OH
285	4-amidinophenyl	0	H	none	1	H	n-pentylcarbonyl	OH
286	4-amidinophenyl	0	H	none	1	H	n-butylcarbonyl	OH
287	4-amidinophenyl	0	H	none	1	H	propionyl	OH
288	4-amidinophenyl	0	H	none	1	H	acetyl	OH
289	4-amidinophenyl	0	H	none	1	H	n-butylsulfonyl	OH
290	4-amidinophenyl	0	H	none	1	H	phenylsulfonyl	OH
291	4-amidinophenyl	0	H	none	1	H	2-pyridylcarbonyl	OH
292	4-amidinophenyl	0	H	none	1	H	3-pyridylcarbonyl	OH
293	4-amidinophenyl	0	H	none	1	H	4-pyridylcarbonyl	OH
294	4-amidinophenyl	0	H	none	1	H	2-pyridylmethylcarbonyl	OH
295	4-amidinophenyl	0	H	none	1	H	3-pyridylmethylcarbonyl	OH
296	4-amidinophenyl	0	H	none	1	H	4-pyridylmethylcarbonyl	OH
297	4-amidinophenyl	0	H	none	1	H	2-pyridylmethoxy-carbonyl	OH
298	4-amidinophenyl	0	H	none	1	H	3-pyridylmethoxy-carbonyl	OH
299	4-amidinophenyl	0	H	none	1	H	4-pyridylmethoxy-carbonyl	OH

300	4-amidinophenyl	0	Me	C(O)	1	H	3-methylphenylsulfonyl	OMe	546
301	4-amidinophenyl	0	Me	C(O)	1	H	3-methylphenylsulfonyl	OH	532
302*	4-amidinophenyl	0	Me	C(O)	1	H	3-methylphenylsulfonyl	OH	
302	4-amidinophenyl	0	Me	C(O)	1	H	4-methylphenylsulfonyl	OH	
303	4-amidinophenyl	0	Me	C(O)	1	H	methyloxycarbonyl	OH	
304	4-amidinophenyl	0	Me	C(O)	1	H	ethyloxycarbonyl	OH	
305	4-amidinophenyl	0	Me	C(O)	1	H	methyloxycarbonyl	OH	
306	4-amidinophenyl	0	Me	C(O)	1	H	n-pentyloxycarbonyl	OH	
307	4-amidinophenyl	0	Me	C(O)	1	H	n-hexyloxycarbonyl	OH	
308	4-amidinophenyl	0	Me	C(O)	1	H	H	OH	
309	4-amidinophenyl	0	Me	C(O)	1	H	phenylethyloxycarbonyl	OH	
310	4-amidinophenyl	0	Me	C(O)	1	H	2,2-dimethylpropyl- carbonyl	OH	
312	4-amidinophenyl	0	Me	C(O)	1	H	phenylethylcarbonyl	OH	
313	4-amidinophenyl	0	Me	C(O)	1	H	n-pentylcarbonyl	OH	
314	4-amidinophenyl	0	Me	C(O)	1	H	n-butylcarbonyl	OH	
315	4-amidinophenyl	0	Me	C(O)	1	H	propionyl	OH	
316	4-amidinophenyl	0	Me	C(O)	1	H	acetyl	OH	
317	4-amidinophenyl	0	Me	C(O)	1	H	methylsulfonyl	OH	
318	4-amidinophenyl	0	Me	C(O)	1	H	ethylsulfonyl	OH	
319	4-amidinophenyl	0	Me	C(O)	1	H	n-butylsulfonyl	OH	
320	4-amidinophenyl	0	Me	C(O)	1	H	phenylsulfonyl	OH	
321	4-amidinophenyl	0	benzyl	C(O)	1	H	3-methylphenylsulfonyl	OMe	622
322	4-amidinophenyl	0	benzyl	C(O)	1	H	3-methylphenylsulfonyl	OH	608
323	4-amidinophenyl	0	Me	C(O)	1	H	benzylsulfonyl	OH	
324	4-amidinophenyl	0	Me	C(O)	1	H	2-pyridylcarbonyl	OH	
325	4-amidinophenyl	0	Me	C(O)	1	H	3-pyridylcarbonyl	OH	
326	4-amidinophenyl	0	Me	C(O)	1	H	4-pyridylcarbonyl	OH	
327	4-amidinophenyl	0	Me	C(O)	1	H	2-methylphenylsulfonyl	OMe	546
328	4-amidinophenyl	0	Me	C(O)	1	H	2-methylphenylsulfonyl	OH	532
329	4-amidinophenyl	0	Me	C(O)	1	H	2-pyridylmethylcarbonyl	OH	
330	4-amidinophenyl	0	Me	C(O)	1	H	3-pyridylmethylcarbonyl	OH	
331	4-amidinophenyl	0	Me	C(O)	1	H	4-pyridylmethylcarbonyl	OH	
332	4-amidinophenyl	0	Me	C(O)	1	H	2-pyridylmethoxy- carbonyl	OH	
333	4-amidinophenyl	0	Me	C(O)	1	H	3-pyridylmethoxy- carbonyl	OH	
334	4-amidinophenyl	0	Me	C(O)	1	H	4-pyridylmethoxy- carbonyl	OH	
335	4-amidinophenyl	0	Me	C(O)	1	H	3,5-dimethylisoxazol- 4-ylsulfonyl	OMe	551
336	4-amidinophenyl	0	Me	C(O)	1	H	3,5-dimethylisoxazol- 4-ylsulfonyl	OH	537
337	4-amidinophenyl	0	n-butyl	C(O)	1	H	4-methylphenylsulfonyl	OH	
338	4-amidinophenyl	0	n-butyl	C(O)	1	H	methyloxycarbonyl	OH	
339	4-amidinophenyl	0	n-butyl	C(O)	1	H	ethyloxycarbonyl	OH	
340	4-amidinophenyl	0	n-butyl	C(O)	1	H	methyloxycarbonyl	OH	
341	4-amidinophenyl	0	n-butyl	C(O)	1	H	n-pentyloxycarbonyl	OH	
342	4-amidinophenyl	0	n-butyl	C(O)	1	H	n-hexyloxycarbonyl	OH	
343	4-amidinophenyl	0	n-butyl	C(O)	1	H	H	OH	
344	4-amidinophenyl	0	n-butyl	C(O)	1	H	phenylethyloxycarbonyl	OH	
345	4-amidinophenyl	0	n-butyl	C(O)	1	H	2,2-dimethylpropyl- carbonyl	OH	

346	4-amidinophenyl	0	n-butyl	C(O)	1	H	phenylethylcarbonyl	OH	
347	4-amidinophenyl	0	n-butyl	C(O)	1	H	n-pentylcarbonyl	OH	
348	4-amidinophenyl	0	n-butyl	C(O)	1	H	n-butylcarbonyl	OH	
349	4-amidinophenyl	0	n-butyl	C(O)	1	H	propionyl	OH	
350	4-amidinophenyl	0	n-butyl	C(O)	1	H	acetyl	OH	
351	4-amidinophenyl	0	n-butyl	C(O)	1	H	methylsulfonyl	OH	
352	4-amidinophenyl	0	n-butyl	C(O)	1	H	ethylsulfonyl	OH	
353	4-amidinophenyl	0	n-butyl	C(O)	1	H	n-butylsulfonyl	OH	
354	4-amidinophenyl	0	n-butyl	C(O)	1	H	phenylsulfonyl	OH	
355	4-amidinophenyl	0	Me	C(O)	1	H	n-butyloxycarbonyl	OMe	492
356	4-amidinophenyl	0	Me	C(O)	1	H	n-butyloxycarbonyl	OH	478
357	4-amidinophenyl	0	n-butyl	C(O)	1	H	benzylsulfonyl	OH	
358	4-amidinophenyl	0	n-butyl	C(O)	1	H	2-pyridylcarbonyl	OH	
359	4-amidinophenyl	0	n-butyl	C(O)	1	H	3-pyridylcarbonyl	OH	
360	4-amidinophenyl	0	n-butyl	C(O)	1	H	4-pyridylcarbonyl	OH	
361	4-amidinophenyl	0	n-butyl	C(O)	1	H	2-methylphenylsulfonyl	OMe	
362	4-amidinophenyl	0	n-butyl	C(O)	1	H	2-methylphenylsulfonyl	OH	
363	4-amidinophenyl	0	n-butyl	C(O)	1	H	2-pyridylmethylcarbonyl	OH	
364	4-amidinophenyl	0	n-butyl	C(O)	1	H	3-pyridylmethylcarbonyl	OH	
365	4-amidinophenyl	0	n-butyl	C(O)	1	H	4-pyridylmethylcarbonyl	OH	
366	4-amidinophenyl	0	n-butyl	C(O)	1	H	2-pyridylmethoxy-carbonyl	OH	
367	4-amidinophenyl	0	n-butyl	C(O)	1	H	3-pyridylmethoxy-carbonyl	OH	
368	4-amidinophenyl	0	n-butyl	C(O)	1	H	4-pyridylmethoxy-carbonyl	OH	
369	4-amidinophenyl	0	H	C(O)	1	H	4-methylphenylsulfonyl	OH	
370	4-amidinophenyl	0	H	C(O)	1	H	methyloxycarbonyl	OH	
371	4-amidinophenyl	0	H	C(O)	1	H	ethyloxycarbonyl	OH	
372	4-amidinophenyl	0	H	C(O)	1	H	methyloxycarbonyl	OH	
373	4-amidinophenyl	0	H	C(O)	1	H	n-pentyloxycarbonyl	OH	
374	4-amidinophenyl	0	H	C(O)	1	H	n-hexyloxycarbonyl	OH	
375	4-amidinophenyl	0	H	C(O)	1	H	H	OH	
376	4-amidinophenyl	0	H	C(O)	1	H	phenylethyloxycarbonyl	OH	
377	4-amidinophenyl	0	H	C(O)	1	H	2,2-dimethylpropyl-carbonyl	OH	
378	4-amidinophenyl	0	H	C(O)	1	H	phenylethylcarbonyl	OH	
379	4-amidinophenyl	0	H	C(O)	1	H	n-pentylcarbonyl	OH	
380	4-amidinophenyl	0	H	C(O)	1	H	n-butylcarbonyl	OH	
381	4-amidinophenyl	0	H	C(O)	1	H	propionyl	OH	
382	4-amidinophenyl	0	H	C(O)	1	H	acetyl	OH	
383	4-amidinophenyl	0	H	C(O)	1	H	methylsulfonyl	OH	
384	4-amidinophenyl	0	H	C(O)	1	H	ethylsulfonyl	OH	
385	4-amidinophenyl	0	H	C(O)	1	H	n-butylsulfonyl	OH	
386	4-amidinophenyl	0	H	C(O)	1	H	phenylsulfonyl	OH	
387	4-amidinophenyl	0	H	C(O)	1	H	n-butyloxycarbonyl	OMe	
388	4-amidinophenyl	0	H	C(O)	1	H	n-butyloxycarbonyl	OH	
389	4-amidinophenyl	0	H	C(O)	1	H	benzylsulfonyl	OH	
390	4-amidinophenyl	0	H	C(O)	1	H	2-pyridylcarbonyl	OH	
391	4-amidinophenyl	0	H	C(O)	1	H	3-pyridylcarbonyl	OH	
392	4-amidinophenyl	0	H	C(O)	1	H	4-pyridylcarbonyl	OH	
393	4-amidinophenyl	0	H	C(O)	1	H	2-methylphenylsulfonyl	OMe	
394	4-amidinophenyl	0	H	C(O)	1	H	2-methylphenylsulfonyl	OH	

395	4-amidinophenyl	0	H	C(O)	1	H	2-pyridylmethylcarbonyl	OH
396	4-amidinophenyl	0	H	C(O)	1	H	3-pyridylmethylcarbonyl	OH
397	4-amidinophenyl	0	H	C(O)	1	H	4-pyridylmethylcarbonyl	OH
398	4-amidinophenyl	0	H	C(O)	1	H	2-pyridylmethoxy-carbonyl	OH
399	4-amidinophenyl	0	H	C(O)	1	H	3-pyridylmethoxy-carbonyl	OH
400	4-amidinophenyl	0	H	C(O)	1	H	4-pyridylmethoxy-carbonyl	OH
401	4-amidinophenyl	0	phenyl	C(O)	1	H	4-methylphenylsulfonyl	OH
402	4-amidinophenyl	0	phenyl	C(O)	1	H	methyloxy-carbonyl	OH
403	4-amidinophenyl	0	phenyl	C(O)	1	H	ethyloxy-carbonyl	OH
404	4-amidinophenyl	0	phenyl	C(O)	1	H	methyloxy-carbonyl	OH
405	4-amidinophenyl	0	phenyl	C(O)	1	H	n-pentyloxy-carbonyl	OH
406	4-amidinophenyl	0	phenyl	C(O)	1	H	n-hexyloxy-carbonyl	OH
407	4-amidinophenyl	0	phenyl	C(O)	1	H	H	OH
408	4-amidinophenyl	0	phenyl	C(O)	1	H	phenylethyloxy-carbonyl	OH
409	4-amidinophenyl	0	phenyl	C(O)	1	H	2,2-dimethylpropyl-carbonyl	OH
410	4-amidinophenyl	0	phenyl	C(O)	1	H	phenylethylcarbonyl	OH
411	4-amidinophenyl	0	phenyl	C(O)	1	H	n-pentylcarbonyl	OH
412	4-amidinophenyl	0	phenyl	C(O)	1	H	n-butylcarbonyl	OH
413	4-amidinophenyl	0	phenyl	C(O)	1	H	propionyl	OH
414	4-amidinophenyl	0	phenyl	C(O)	1	H	acetyl	OH
415	4-amidinophenyl	0	phenyl	C(O)	1	H	methylsulfonyl	OH
416	4-amidinophenyl	0	phenyl	C(O)	1	H	ethylsulfonyl	OH
417	4-amidinophenyl	0	phenyl	C(O)	1	H	n-butylsulfonyl	OH
418	4-amidinophenyl	0	phenyl	C(O)	1	H	phenylsulfonyl	OH
419	4-amidinophenyl	0	phenyl	C(O)	1	H	n-butyloxy-carbonyl	OMe
420	4-amidinophenyl	0	phenyl	C(O)	1	H	n-butyloxy-carbonyl	OH
421	4-amidinophenyl	0	phenyl	C(O)	1	H	benzylsulfonyl	OH
422	4-amidinophenyl	0	phenyl	C(O)	1	H	2-pyridylcarbonyl	OH
423	4-amidinophenyl	0	phenyl	C(O)	1	H	3-pyridylcarbonyl	OH
424	4-amidinophenyl	0	phenyl	C(O)	1	H	4-pyridylcarbonyl	OH
425	4-amidinophenyl	0	phenyl	C(O)	1	H	2-methylphenylsulfonyl	OMe
426	4-amidinophenyl	0	phenyl	C(O)	1	H	2-methylphenylsulfonyl	OH
427	4-amidinophenyl	0	phenyl	C(O)	1	H	2-pyridylmethylcarbonyl	OH
428	4-amidinophenyl	0	phenyl	C(O)	1	H	3-pyridylmethylcarbonyl	OH
429	4-amidinophenyl	0	phenyl	C(O)	1	H	4-pyridylmethylcarbonyl	OH
430	4-amidinophenyl	0	phenyl	C(O)	1	H	2-pyridylmethoxy-carbonyl	OH
431	4-amidinophenyl	0	phenyl	C(O)	1	H	3-pyridylmethoxy-carbonyl	OH
432	4-amidinophenyl	0	phenyl	C(O)	1	H	4-pyridylmethoxy-carbonyl	OH
433	4-piperidinyl	2	Me	C(O)	1	H	4-methylphenylsulfonyl	OH
434	4-piperidinyl	2	ethyl	C(O)	1	H	methyloxy-carbonyl	OH
435	4-piperidinyl	2	n-butyl	C(O)	1	H	ethyloxy-carbonyl	OH
436	4-piperidinyl	2	n-hexyl	C(O)	1	H	methyloxy-carbonyl	OH
437	4-piperidinyl	2	phenyl	C(O)	1	H	n-pentyloxy-carbonyl	OH
438	4-piperidinyl	2	Me	C(O)	1	H	n-hexyloxy-carbonyl	OH
439	4-piperidinyl	2	H	C(O)	1	H	H	OH

440	4-pyridinyl	2	H	C(O)	1	H	phenylethoxycarbonyl	OH
441	4-pyridinyl	2	H	C(O)	1	H	2,2-dimethylpropyl-carbonyl	OH
442	4-pyridinyl	2	Me	C(O)	1	H	phenylethylcarbonyl	OH
443	4-pyridinyl	2	Ethyl	C(O)	1	H	n-pentylcarbonyl	OH
444	4-pyridinyl	2	Me	C(O)	1	H	n-butylcarbonyl	OH
445	4-pyridinyl	2	Me	C(O)	1	H	propionyl	OH
446	4-pyridinyl	2	Me	C(O)	1	H	acetyl	OH
447	4-pyridinyl	2	H	C(O)	1	H	methylsulfonyl	OH
448	4-pyridinyl	2	H	C(O)	1	H	ethylsulfonyl	OH
449	4-pyridinyl	2	H	C(O)	1	H	n-butylsulfonyl	OH
450	4-pyridinyl	2	H	C(O)	1	H	phenylsulfonyl	OH
451	4-pyridinyl	2	H	C(O)	1	H	n-butyloxycarbonyl	OMe
452	4-pyridinyl	2	H	C(O)	1	H	n-butyloxycarbonyl	OH
453	4-pyridinyl	2	H	C(O)	1	H	benzylsulfonyl	OH
454	4-pyridinyl	2	H	C(O)	1	H	2-pyridylcarbonyl	OH
455	4-pyridinyl	2	H	C(O)	1	H	3-pyridylcarbonyl	OH
456	4-pyridinyl	2	Ethyl	C(O)	1	H	4-pyridylcarbonyl	OH
457	4-pyridinyl	2	H	C(O)	1	H	2-methylphenylsulfonyl	OMe
458	4-pyridinyl	2	H	C(O)	1	H	2-methylphenylsulfonyl	OH
459	4-pyridinyl	2	H	C(O)	1	H	2-pyridylmethylcarbonyl	OH
460	4-pyridinyl	2	Me	C(O)	1	H	3-pyridylmethylcarbonyl	OH
461	4-pyridinyl	2	H	C(O)	1	H	4-pyridylmethylcarbonyl	OH
462	4-pyridinyl	2	H	C(O)	1	H	2-pyridylmethoxy-carbonyl	OH
463	4-pyridinyl	2	ME	C(O)	1	H	3-pyridylmethoxy-carbonyl	OH
464	4-pyridinyl	2	H	C(O)	1	H	4-pyridylmethoxy-carbonyl	OH

* Trans isomers

Utility

The compounds of this invention possess antiplatelet efficacy, as evidenced by their activity in standard platelet aggregation assays or platelet fibrinogen binding assays, as described below. A compound is considered to be active in these assays if it has an IC₅₀ value of less than about 1 mM. Platelet aggregation and fibrinogen binding assays which may be used to demonstrate the antiplatelet activity of the compounds of the invention are described below.

Platelet Aggregation Assay: Venous blood was obtained from the arm of a healthy human donor who was drug-free and aspirin-free for at least two weeks prior to blood collection. Blood was collected into 10 mL citrated Vacutainer tubes. The blood was centrifuged for 15 minutes at 150 x g at room temperature, and platelet-rich plasma (PRP) was removed. The remaining blood was centrifuged for 15 minutes at 1500 x g at room temperature, and platelet-poor plasma (PPP) was removed. Samples were assayed on a aggregometer (PAP-4 Platelet Aggregation Profiler), using PPP as the blank (100% transmittance). 200 µL of PRP was added to each micro test tube, and transmittance was set to 0%. 20 µL of various agonists (ADP, collagen, arachidonate, epinephrine, thrombin) were added to each tube, and the aggregation profiles were plotted (% transmittance versus time). The results are expressed as % inhibition of agonist-induced platelet aggregation. For the IC₅₀ evaluation, the test compounds were added at various concentrations prior to the activation of the platelets.

Ester prodrugs were preincubated (10⁻³ M F.C.) with 100 IU/mL Porcine liver esterase (Sigma Chemical Co., St. Louis, MO, #E-3128) for 2 hours at 37 °C. Aliquots are then diluted in 0.1 M Tris, pH 7.4, to the desired concentrations. Aliquots of 20 µl of the esterase pretreated prodrugs are added to 200 µl of human

platelet rich plasma. Samples were placed in platelet profiler (aggregometer) for 8 minutes at 37 °C, followed by the addition of 100 μ M Adenosine Diphosphate, (Sigma Chemical Co., St. Louis, MO, #A-6521), to induce platelet aggregation. Platelet aggregation was allowed to proceed for 5 minutes. Percent inhibition is calculated using percent aggregation in the presence of the test compound divided by percent aggregation of control, times 100. This value is subtracted from 100, yielding percent inhibition. Calculation of IC₅₀ is performed on a Texas Instruments TI59 with an IC₅₀ program.

Purified GPIIb/IIIa-Fibrinogen Binding ELISA

The following reagents are used in the GPIIb/IIIa-fibrinogen binding ELISA:

purified GPIIb/IIIa (148.8 μ g/mL);
biotinylated fibrinogen (~ 1 mg/mL or 3000 nM);
anti-biotin alkaline phosphatase conjugate (Sigma no. A7418);
flat-bottom, high binding, 96-well plates (Costar Cat. no. 3590);
phosphatase substrate (Sigma 104) (40 mg capsules);
bovine serum albumin (BSA) (Sigma no. A3294);
Alkaline Phosphatase buffer - 0.1 M glycine-HCl, 1 mM MgCl₂·6H₂O, 1 mM ZnCl₂, pH 10.4;
Binding buffer - 20 mM Tris-HCl, 150 mM NaCl, 1 mM CaCl₂·2H₂O, 0.02% NaN₃, pH 7.0;
Buffer A - 50 mM Tris-HCl, 100 mM NaCl, 2 mM CaCl₂·2H₂O, 0.02% NaN₃, pH 7.4;
Buffer A + 3.5% BSA (Blocking buffer);
Buffer A + 0.1% BSA (Dilution buffer);
2N NaOH.

The following method steps are used in the GPIIb/IIIa-fibrinogen binding ELISA:

Coat plates with GPIIb/IIIa in Binding buffer (125 ng/100 μ L/well) overnight at 4 $^{\circ}$ C (Leave first column uncoated for non-specific binding). Cover and freeze plates at -70 $^{\circ}$ C until used. Thaw plate 1 hour at room temperature or overnight at 4 $^{\circ}$ C. Discard coating solution and wash once with 200 μ L Binding buffer per well. Block plate 2 hours at room temperature on shaker with 200 μ L Buffer A + 3.5% BSA (Blocking buffer) per well. Discard Blocking buffer and wash once with 200 μ L Buffer A + 0.1% BSA (Dilution buffer) per well. Pipet 11 μ L of test compound (10X the concentration to be tested in Dilution buffer) into duplicate wells. Pipet 11 μ L Dilution buffer into non-specific and total binding wells. Add 100 μ L Biotinylated fibrinogen (1/133 in Dilution buffer, final concentration = 20 nM) to each well. Incubate plates for 3 hours at room temperature on a plate shaker. Discard assay solution and wash twice with 300 μ L Binding buffer per well. Add 100 μ L Anti-biotin alkaline phosphatase conjugate (1/1500 in Dilution buffer) to each well. Incubate plates for 1 hour at room temperature on plate shaker. Discard conjugate and wash twice with 300 μ L Binding buffer per well. Add 100 μ L Phosphatase substrate (1.5 mg/mL in Alkaline phosphatase buffer) to each well. Incubate plate at room temperature on shaker until color develops. Stop color development by adding 25 μ L 2N NaOH per well. Read plate at 405 nm. Blank against non-specific binding (NSB) well. % Inhibition is calculated as $100 - (\text{Test Compound Abs}/\text{Total Abs}) \times 100$.

Platelet-Fibrinogen Binding Assay: Binding of ^{125}I -fibrinogen to platelets was performed as described by Bennett et al. (1983) Proc. Natl. Acad. Sci. USA 80: 2417-2422, with some modifications as described below. Human PRP (h-PRP) was applied to a Sepharose column for the purification of platelet fractions. Aliquots of platelets (5×10^8 cells) along with 1 mM calcium

chloride were added to removable 96 well plates prior to the activation of the human gel purified platelets (h-GPP). Activation of the human gel purified platelets was achieved using ADP, collagen, arachidonate, epinephrine, and/or thrombin in the presence of the ligand, ^{125}I -fibrinogen. The ^{125}I -fibrinogen bound to the activated platelets was separated from the free form by centrifugation and then counted on a gamma counter. For an IC_{50} evaluation, the test compounds were added at various concentrations prior to the activation of the platelets.

The compounds of Formula I of the present invention may also possess thrombolytic efficacy, that is, they are capable of lysing (breaking up) already formed platelet-rich fibrin blood clots, and thus are useful in treating a thrombus formation, as evidenced by their activity in the tests described below. Preferred compounds of the present invention for use in thrombolysis include those compounds having an IC_{50} value (that is, the molar concentration of the compound capable of achieving 50% clot lysis) of less than about $1\ \mu\text{M}$, more preferably an IC_{50} value of less than about $0.1\ \mu\text{M}$.

Thrombolytic Assay: Venous blood was obtained from the arm of a healthy human donor who was drug-free and aspirin free for at least two weeks prior to blood collection, and placed into 10 ml citrated Vacutainer tubes. The blood was centrifuged for 15 minutes at $1500\ \times\ \text{g}$ at room temperature, and platelet rich plasma (PRP) was removed. To the PRP was then added $1\ \times\ 10^{-3}\ \text{M}$ of the agonist ADP, epinephrine, collagen, arachidonate, serotonin or thrombin, or a mixture thereof, and the PRP incubated for 30 minutes. The PRP was centrifuged for 12 minutes at $2500\ \times\ \text{g}$ at room temperature. The supernatant was then poured off, and the platelets remaining in the test tube were resuspended in platelet poor plasma (PPP), which served as a plasminogen source.

The suspension was then assayed on a Coulter Counter (Coulter Electronics, Inc., Hialeah, FL), to determine the platelet count at the zero time point. After obtaining the zero time point, test compounds were added at various concentrations. Test samples were taken at various time points and the platelets were counted using the Coulter Counter. To determine the percent of lysis, the platelet count at a time point subsequent to the addition of the test compound was subtracted from the platelet count at the zero time point, and the resulting number divided by the platelet count at the zero time point. Multiplying this result by 100 yielded the percentage of clot lysis achieved by the test compound. For the IC₅₀ evaluation, the test compounds were added at various concentrations, and the percentage of lysis caused by the test compounds was calculated.

The compounds of Formula I of the present invention are also useful for administration in combination with anti-coagulant agents such as warfarin or heparin, or antiplatelet agents such as aspirin, piroxicam or ticlopidine, or thrombin inhibitors such as boro-peptides, hirudin or argatroban, or thrombolytic agents such as tissue plasminogen activator, anistreplase, urokinase or streptokinase, or combinations thereof.

The compounds of Formula I of the present invention may also be useful as antagonists of other integrins such as for example, the α_v/β_3 or vitronectin receptor, α_4/β_1 or α_5/β_1 and as such may also have utility in the treatment and diagnosis of osteoporosis, cancer metastasis, diabetic retinopathy, rheumatoid arthritis, inflammation, and autoimmune disorders. The compounds of Formula I of the present invention may be useful for the treatment or prevention of other diseases which involve cell adhesion processes, including, but not limited to, inflammation, bone degradation, rheumatoid arthritis, asthma, allergies, adult respiratory distress

syndrome, graft versus host disease, organ transplantation, septic shock, psoriasis, eczema, contact dermatitis, osteoporosis, osteoarthritis, atherosclerosis, metastasis, wound healing, diabetic retinopathy, inflammatory bowel disease and other autoimmune diseases.

Table A below sets forth the antiplatelet activity of representative compounds of the present invention. The indicated compounds were tested for their ability to inhibit platelet aggregation (using platelet rich plasma (PRP)). The IC₅₀ value (the concentration of antagonist which inhibits platelet aggregation by 50% relative to a control lacking the antagonist) is shown. In Table 5 the IC₅₀ values are expressed as: +++ = IC₅₀ of <10 μM (μM = micromolar).

Table A

<u>Example Number</u>	<u>Platelet</u> <u>Aggregation Assay</u> <u>IC₅₀ (without</u> <u>esterase)</u>	<u>Platelet</u> <u>Aggregation Assay</u> <u>IC₅₀ (with esterase)</u>
1		+++
2	+++	
3		+++
16		+++
17	+++	
28		+++
29	+++	
32		+++
33	+++	
37		+++
38	+++	
68		+++
69	+++	
70		+++
71	+++	
300		+++

301	+++	
321		+++
322	+++	
327		+++
328	+++	
335		+++
336	+++	
355		+++
356	+++	

Dosage and Formulation

The compounds of the present invention can be administered in such oral dosage forms as tablets, capsules (each of which includes sustained release or timed release formulations), pills, powders, granules, elixirs, tinctures, suspensions, syrups, and emulsions. Likewise, they may also be administered in intravenous (bolus or infusion), intraperitoneal, subcutaneous, or intramuscular form, all using dosage forms well known to those of ordinary skill in the pharmaceutical arts. An effective but non-toxic amount of the compound desired can be employed as an anti-aggregation agent. Finally, the compounds of the invention may also be administered intranasally.

The compounds of this invention can be administered by any means that produces contact of the active agent with the agent's site of action, glycoprotein IIb/IIIa (GPIIb/IIIa), in the body of a mammal. They can be administered by any conventional means available for use in conjunction with pharmaceuticals, either as individual therapeutic agents or in a combination of therapeutic agents, such as a second antiplatelet agent such as aspirin or ticlopidine which are agonist-specific. They can be administered alone, but generally administered with a pharmaceutical carrier selected on

the basis of the chosen route of administration and standard pharmaceutical practice.

The dosage regimen for the compounds of the present invention will, of course, vary depending upon known factors, such as the pharmacodynamic characteristics of the particular agent and its mode and route of administration; the species, age, sex, health, medical condition, and weight of the recipient; the nature and extent of the symptoms; the kind of concurrent treatment; the frequency of treatment; the route of administration, the renal and hepatic function of the patient, and the effect desired. An ordinarily skilled physician or veterinarian can readily determine and prescribe the effective amount of the drug required to prevent, counter, or arrest the progress of the condition.

By way of general guidance, the daily oral dosage of each active ingredient, when used for the indicated effects, will range between about 0.001 to 1000 mg/kg of body weight, preferably between about 0.01 to 100 mg/kg of body weight per day, and most preferably between about 1.0 to 20 mg/kg/day. Intravenously, the most preferred doses will range from about 1 to about 10 mg/kg/minute during a constant rate infusion. Advantageously, compounds of the present invention may be administered in a single daily dose, or the total daily dosage may be administered in divided doses of two, three, or four times daily.

The compounds for the present invention can be administered in intranasal form *via* topical use of suitable intranasal vehicles, or *via* transdermal routes, using those forms of transdermal skin patches well known to those of ordinary skill in that art. To be administered in the form of a transdermal delivery system, the dosage administration will, of course, be continuous rather than intermittent throughout the dosage regimen.

In the methods of the present invention, the compounds herein described in detail can form the active ingredient, and are typically administered in admixture with suitable pharmaceutical diluents, excipients, or carriers (collectively referred to herein as carrier materials) suitably selected with respect to the intended form of administration, that is, oral tablets, capsules, elixirs, syrups and the like, and consistent with conventional pharmaceutical practices.

For instance, for oral administration in the form of a tablet or capsule, the active drug component can be combined with an oral, non-toxic, pharmaceutically acceptable, inert carrier such as lactose, starch, sucrose, glucose, methyl cellulose, magnesium stearate, dicalcium phosphate, calcium sulfate, mannitol, sorbitol and the like; for oral administration in liquid form, the oral drug components can be combined with any oral, non-toxic, pharmaceutically acceptable inert carrier such as ethanol, glycerol, water, and the like. Moreover, when desired or necessary, suitable binders, lubricants, disintegrating agents, and coloring agents can also be incorporated into the mixture. Suitable binders include starch, gelatin, natural sugars such as glucose or beta-lactose, corn sweeteners, natural and synthetic gums such as acacia, tragacanth, or sodium alginate, carboxymethylcellulose, polyethylene glycol, waxes, and the like. Lubricants used in these dosage forms include sodium oleate, sodium stearate, magnesium stearate, sodium benzoate, sodium acetate, sodium chloride, and the like. Disintegrators include, without limitation, starch, methyl cellulose, agar, bentonite, xanthan gum, and the like.

The compounds of the present invention can also be administered in the form of liposome delivery systems, such as small unilamellar vesicles, large unilamellar vesicles, and multilamellar vesicles. Liposomes can be

formed from a variety of phospholipids, such as cholesterol, stearylamine, or phosphatidylcholines.

Compounds of the present invention may also be coupled with soluble polymers as targetable drug carriers. Such polymers can include polyvinylpyrrolidone, pyran copolymer, polyhydroxypropylmethacrylamide-phenol, polyhydroxyethylaspartamidephenol, or polyethyleneoxide-polylysine substituted with palmitoyl residues. Furthermore, the compounds of the present invention may be coupled to a class of biodegradable polymers useful in achieving controlled release of a drug, for example, polylactic acid, polyglycolic acid, copolymers of polylactic and polyglycolic acid, polyepsilon caprolactone, polyhydroxy butyric acid, polyorthoesters, polyacetals, polydihydropyrans, polycyanoacylates, and crosslinked or amphipathic block copolymers of hydrogels.

Dosage forms (pharmaceutical compositions) suitable for administration may contain from about 1 milligram to about 100 milligrams of active ingredient per dosage unit. In these pharmaceutical compositions the active ingredient will ordinarily be present in an amount of about 0.5-95% by weight based on the total weight of the composition.

The active ingredient can be administered orally in solid dosage forms, such as capsules, tablets, and powders, or in liquid dosage forms, such as elixirs, syrups, and suspensions. It can also be administered parenterally, in sterile liquid dosage forms.

Gelatin capsules may contain the active ingredient and powdered carriers, such as lactose, starch, cellulose derivatives, magnesium stearate, stearic acid, and the like. Similar diluents can be used to make compressed tablets. Both tablets and capsules can be manufactured as sustained release products to provide for continuous release of medication over a period of

hours. Compressed tablets can be sugar coated or film coated to mask any unpleasant taste and protect the tablet from the atmosphere, or enteric coated for selective disintegration in the gastrointestinal tract.

Liquid dosage forms for oral administration can contain coloring and flavoring to increase patient acceptance.

In general, water, a suitable oil, saline, aqueous dextrose (glucose), and related sugar solutions and glycols such as propylene glycol or polyethylene glycols are suitable carriers for parenteral solutions. Solutions for parenteral administration preferably contain a water soluble salt of the active ingredient, suitable stabilizing agents, and if necessary, buffer substances. Antioxidizing agents such as sodium bisulfite, sodium sulfite, or ascorbic acid, either alone or combined, are suitable stabilizing agents. Also used are citric acid and its salts and sodium EDTA. In addition, parenteral solutions can contain preservatives, such as benzalkonium chloride, methyl- or propyl-paraben, and chlorobutanol.

Suitable pharmaceutical carriers are described in Remington's Pharmaceutical Sciences, Mack Publishing Company, a standard reference text in this field.

Representative useful pharmaceutical dosage-forms for administration of the compounds of this invention can be illustrated as follows:

Capsules

A large number of unit capsules are prepared by filling standard two-piece hard gelatin capsules each with 1-20 milligrams of powdered active ingredient, 150 milligrams of lactose, 50 milligrams of cellulose, and 6 milligrams magnesium stearate.

Soft Gelatin Capsules

A mixture of active ingredient in a digestible oil such as soybean oil, cottonseed oil or olive oil is prepared and injected by means of a positive

displacement pump into gelatin to form soft gelatin capsules containing 1-20 milligrams of the active ingredient. The capsules are washed and dried.

Tablets

A large number of tablets are prepared by conventional procedures so that the dosage unit was 1-20 milligrams of active ingredient, 0.2 milligrams of colloidal silicon dioxide, 5 milligrams of magnesium stearate, 275 milligrams of microcrystalline cellulose, 11 milligrams of starch and 98.8 milligrams of lactose. Appropriate coatings may be applied to increase palatability or delay absorption.

Iniectionable

A parenteral composition suitable for administration by injection is prepared by stirring 1.5% by weight of active ingredient in 10% by volume propylene glycol and water. The solution is made isotonic with sodium chloride and sterilized.

Suspension

An aqueous suspension is prepared for oral administration so that each 5 mL contain 1-20 mg of finely divided active ingredient, 200 mg of sodium carboxymethyl cellulose, 5 mg of sodium benzoate, 1.0 g of sorbitol solution, U.S.P., and 0.025 mL of vanillin.

The compounds of the present invention may be administered in combination with a second therapeutic agent selected from: an anti-coagulant agent such as warfarin or heparin; an anti-platelet agent such as aspirin, piroxicam or ticlopidine; a thrombin inhibitor such as a boro-peptide thrombin inhibitor, or hirudin; or a thrombolytic agent such as plasminogen activators, such as tissue plasminogen activator, anistreplase, urokinase or streptokinase. The compound of Formula I and such second therapeutic agent can be administered separately or as a physical combination in a single

dosage unit, in any dosage form and by various routes of administration, as described above.

The compound of Formula I may be formulated together with the second therapeutic agent in a single dosage unit (that is, combined together in one capsule, tablet, powder, or liquid, etc.). When the compound of Formula I and the second therapeutic agent are not formulated together in a single dosage unit, the compound of Formula I and the second therapeutic agent (anti-coagulant agent, anti-platelet agent, thrombin inhibitor, and/or thrombolytic agent) may be administered essentially at the same time, or in any order; for example the compound of Formula I may be administered first, followed by administration of the second agent (anti-coagulant agent, anti-platelet agent, thrombin inhibitor, and/or thrombolytic agent). When not administered at the same time, preferably the administration of the compound of Formula I and the second therapeutic agent occurs less than about one hour apart.

A preferable route of administration of the compound of Formula I is oral. Although it is preferable that the compound of Formula I and the second therapeutic agent (anti-coagulant agent, anti-platelet agent, thrombin inhibitor, and/or thrombolytic agent) are both administered by the same route (that is, for example, both orally), if desired, they may each be administered by different routes and in different dosage forms (that is, for example, one component of the combination product may be administered orally, and another component may be administered intravenously).

The dosage of the compound of Formula I when administered alone or in combination with a second therapeutic agent may vary depending upon various factors such as the pharmacodynamic characteristics of the particular agent and its mode and route of administration, the age, health and weight of the

recipient, the nature and extent of the symptoms, the kind of concurrent treatment, the frequency of treatment, and the effect desired, as described above.

Although the proper dosage of the compound of Formula I when administered in combination with the second therapeutic agent will be readily ascertainable by a medical practitioner skilled in the art, once armed with the present disclosure, by way of general guidance, where the compounds of this invention are combined with anti-coagulant agents, for example, a daily dosage may be about 0.1 to 100 milligrams of the compound of Formula I and about 1 to 7.5 milligrams of the anti-coagulant, per kilogram of patient body weight. For a tablet dosage form, the novel compounds of this invention generally may be present in an amount of about 1 to 10 milligrams per dosage unit, and the anti-coagulant in an amount of about 1 to 5 milligrams per dosage unit.

Where the compounds of Formula I are administered in combination with a second anti-platelet agent, by way of general guidance, typically a daily dosage may be about 0.01 to 25 milligrams of the compound of Formula I and about 50 to 150 milligrams of the additional anti-platelet agent, preferably about 0.1 to 1 milligrams of the compound of Formula I and about 1 to 3 milligrams of antiplatelet agents, per kilogram of patient body weight.

Further, by way of general guidance, where the compounds of Formula I are administered in combination with thrombolytic agent, typically a daily dosage may be about 0.1 to 1 milligrams of the compound of Formula I, per kilogram of patient body weight and, in the case of the thrombolytic agents, the usual dosage of the thrombolytic agent when administered alone may be reduced by about 70-80% when administered with a compound of Formula I.

Where two or more of the foregoing second therapeutic agents are administered with the compound of Formula I, generally the amount of each component in a typical daily dosage and typical dosage form may be reduced relative to the usual dosage of the agent when administered alone, in view of the additive or synergistic effect of the therapeutic agents when administered in combination.

Particularly when provided as a single dosage unit, the potential exists for a chemical interaction between the combined active ingredients. For this reason, when the compound of Formula I and a second therapeutic agent are combined in a single dosage unit they are formulated such that although the active ingredients are combined in a single dosage unit, the physical contact between the active ingredients is minimized (that is, reduced). For example, one active ingredient may be enteric coated. By enteric coating one of the active ingredients, it is possible not only to minimize the contact between the combined active ingredients, but also, it is possible to control the release of one of these components in the gastrointestinal tract such that one of these components is not released in the stomach but rather is released in the intestines. One of the active ingredients may also be coated with a sustained-release material which effects a sustained-release throughout the gastrointestinal tract and also serves to minimize physical contact between the combined active ingredients. Furthermore, the sustained-released component can be additionally enteric coated such that the release of this component occurs only in the intestine. Still another approach would involve the formulation of a combination product in which the one component is coated with a sustained and/or enteric release polymer, and the other component is also coated with a polymer such as a lowviscosity grade of hydroxypropyl methylcellulose (HPMC) or other

appropriate materials as known in the art, in order to further separate the active components. The polymer coating serves to form an additional barrier to interaction with the other component.

These as well as other ways of minimizing contact between the components of combination products of the present invention, whether administered in a single dosage form or administered in separate forms but at the same time by the same manner, will be readily apparent to those skilled in the art, once armed with the present disclosure.

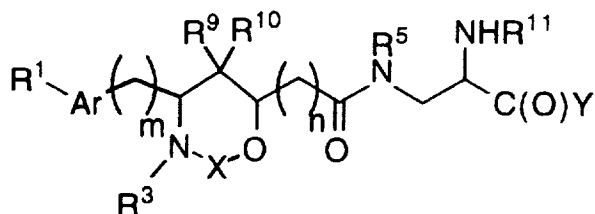
The present invention also includes pharmaceutical kits useful, for example, in the inhibition of platelet aggregation, the treatment of blood clots, and/or the treatment of thromboembolic disorders, which comprise one or more containers containing a pharmaceutical composition comprising a therapeutically effective amount of a compound of Formula I. Such kits may further include, if desired, one or more of various conventional pharmaceutical kit components, such as, for example, containers with one or more pharmaceutically acceptable carriers, additional containers, etc., as will be readily apparent to those skilled in the art. Instructions, either as inserts or as labels, indicating quantities of the components to be administered, guidelines for administration, and/or guidelines for mixing the components, may also be included in the kit.

In the present disclosure it should be understood that the specified materials and conditions are important in practicing the invention but that unspecified materials and conditions are not excluded so long as they do not prevent the benefits of the invention from being realized.

Claims

What is claimed is:

1. A compound of the formula



(I)

or their pharmaceutically acceptable salts thereof,
wherein:

R^1 is R^2HN- , $R^2HN(R^2N=)C-$, $R^2HN(CH_2)_qZ-$,
 $R^2HN(R^2N=)C(CH_2)_qZ-$, $R^2HN(R^2N=)CN(R^2)-$, $R^2HNC(O)-$,
 $R^2(R^5O)N(R^2N=)C-$, or $R^2HN(R^5ON=)C-$;

q is 1-3;

Z is a bond (i.e. is absent), O, S, or $S(=O)$, $S(=O)_2$;

R^2 is H, aryl (C_1 - C_{10} alkoxy)carbonyl, or C_1 - C_{10}
alkoxycarbonyl, C_1 - C_4 alkyl, C_3 - C_6 alkenyl;

R^3 is H, C_1 - C_6 alkyl, C_2 - C_6 alkenyl, C_2 - C_6 alkynyl, C_3 - C_7
cycloalkyl, - (phenyl) - substituted with 0-2 R^{6a} ,
or - (pyridyl) - substituted with 0-2 R^{6a} ;

R^5 is H or C_1 - C_{10} alkyl substituted with 0-1 R^{4b} ;

R^{4b} is C_1 - C_6 alkyl, C_2 - C_6 alkenyl, C_2 - C_6 alkynyl, C_3 - C_7
cycloalkyl, C_7 - C_{14} bicycloalkyl, hydroxy, C_1 - C_6
alkoxy, C_1 - C_6 alkylthio, C_1 - C_6 alkylsulfinyl, C_1 - C_6
alkylsulfonyl, nitro, C_1 - C_6 alkylcarbonyl, C_6 - C_{10}
aryl, $-N(R^{12})R^{13}$; halo, CF_3 , CN, C_1 - C_6
alkoxycarbonyl, carboxy, piperidinyl, morpholinyl
or pyridinyl;

Ar is a single bond;

- (phenyl) - substituted with 0-2 R^{6a} ,

- (piperidinyl) - substituted with 0-2 R^{6a} , or

- (pyridyl) - substituted with 0-2 R^{6a} ;

R^{6a} is C_1 - C_4 alkyl, C_1 - C_4 alkoxy, halo, CF_3 , NO_2 , or
 $NR^{12}R^{13}$;

X is $-C(O)-$ or a single bond;

Y is hydroxy, C₁ to C₁₀ alkyloxy, C₃ to C₁₁ cycloalkyloxy, C₆ to C₁₀ aryloxy, C₇ to C₁₁ aralkyloxy, C₃ to C₁₀ alkylcarbonyloxyalkyloxy, C₃ to C₁₀ alkoxy carbonyloxyalkyloxy, C₂ to C₁₀ alkoxy carbonylalkyloxy, C₅ to C₁₀ cycloalkylcarbonyloxyalkyloxy, C₅ to C₁₀ cycloalkoxy carbonyloxyalkyloxy, C₅ to C₁₀ cycloalkoxy carbonylalkyloxy, C₇ to C₁₁ aryloxy carbonylalkyloxy, C₈ to C₁₂ aryloxy carbonyloxyalkyloxy, C₈ to C₁₂ arylcarbonyloxyalkyloxy, C₅ to C₁₀ alkoxyalkylcarbonyloxyalkyloxy, C₅ to C₁₀ (5-alkyl-1,3-dioxo-cyclopenten-2-one-yl)methyloxy, C₁₀ to C₁₄ (5-aryl-1,3-dioxo-cyclopenten-2-one-yl)methyloxy, or (R²)HN-(C₁-C₁₀ alkoxy)-;

m is 0-2;

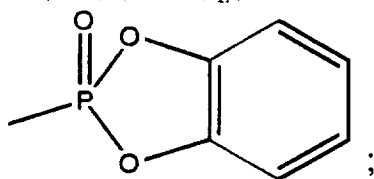
n is 0-4;

R⁹ and R¹⁰ are each independently H, C₁-C₆ alkyl, C₂-C₆ alkenyl, C₂-C₆ alkynyl, C₃-C₇ cycloalkyl, - (phenyl) - substituted with 0-2 R^{6a}, or - (pyridyl) - substituted with 0-2R^{6a};

R¹¹ is

-C(=O)-O-R^{14a},
 -C(=O)-R^{14b},
 -C(=O)N(R^{14b})₂,
 -C(=O)NHSO₂R^{14a},
 -C(=O)NHC(=O)R^{14b},
 -C(=O)NHC(=O)OR^{14a},
 -C(=O)NHSO₂NHR^{14b},
 -C(=S)-NH-R^{14b},
 -NH-C(=O)-O-R^{14a},
 -NH-C(=O)R^{14b},
 -NH-C(=O)-NH-R^{14b},
 -SO₂-O-R^{14a},
 -SO₂-R^{14a},
 -SO₂-N(R^{14b})₂,
 -SO₂-NHC(=O)OR^{14b},

-P(=S) (OR^{14a})₂,
 -P(=O) (OR^{14a})₂,
 -P(=S) (R^{14a})₂,
 -P(=O) (R^{14a})₂, or



R¹² and R¹³ are each independently H, C₁-C₁₀ alkyl, C₁-C₁₀ alkoxy carbonyl, C₁-C₁₀ alkyl carbonyl, C₁-C₁₀ alkylsulfonyl, heteroaryl(C₁-C₄ alkyl)sulfonyl, aryl(C₁-C₁₀ alkyl)sulfonyl, arylsulfonyl, aryl, heteroaryl carbonyl, heteroaryl sulfonyl, or heteroaryl alkyl carbonyl, wherein said aryls and heteroaryls are optionally substituted with 0-3 substituents selected from the group consisting of C₁-C₄ alkyl, C₁-C₄ alkoxy, halo, CF₃, and NO₂;

R^{14a} is

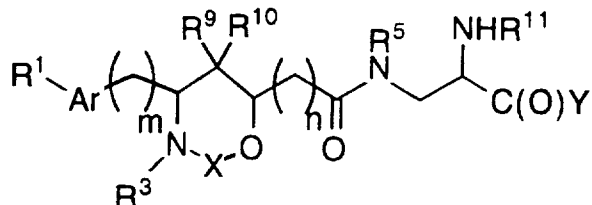
C₁-C₈ alkyl substituted with 0-2R¹⁵,
 C₂-C₈ alkenyl substituted with 0-2R¹⁵,
 C₂-C₈ alkynyl substituted with 0-2R¹⁵,
 C₃-C₈ cycloalkyl substituted with 0-2R¹⁵,
 aryl substituted with 0-4R¹⁵,
 aryl (C₁-C₆ alkyl) substituted with 0-4 R¹⁵,
 a 5-10 membered heterocyclic ring system having 1-3 heteroatoms selected independently from O, S, and N, said heterocyclic ring being substituted with 0-4 R¹⁵, or
 C₁-C₆ alkyl substituted with a 5-10 membered heterocyclic ring system having 1-3 heteroatoms selected independently from O, S, and N, said heterocyclic ring being substituted with 0-4R¹⁵;

R^{14b} is R^{14a} or H;

R¹⁵ is H, halogen, CF₃, CN, NO₂, NR¹²R¹³, C₁-C₈ alkyl, C₂-C₆ alkenyl, C₃-C₁₁ cycloalkyl, C₄-C₁₁ cycloalkylakyl, aryl, aryl(C₁-C₆ alkyl)-, C₁-C₆ alkoxy, or C₁-C₄ alkoxy carbonyl;

provided that m and n are chosen such that the number of atoms connecting R¹ and Y is in the range of 10-18.

2. A compound of the formula



(I)

or their pharmaceutically acceptable salts, wherein:

R¹ is R²NHC(=NR²)- or R²NHC(=NR²)NH-;

R² is H, C₁-C₁₀ alkoxy carbonyl, or C₁-C₄ alkyl;

R³ is H, C₁-C₆ alkyl, or - (phenyl) - substituted with 0-2R^{6a};

R⁵ is H or C₁-C₄ alkyl

Ar is - (phenyl) - substituted with 0-2 R^{6a};

R^{6a} is C₁-C₄ alkyl, C₁-C₄ alkoxy, halo, CF₃, NO₂, or NR¹²R¹³;

X is -C(O)- or a single bond;

Y is hydroxy;

C₁ to C₁₀ alkoxy;

methylcarbonyloxymethoxy-;

ethylcarbonyloxymethoxy-;

t-butylcarbonyloxymethoxy-;

cyclohexylcarbonyloxymethoxy-;

1- (methylcarbonyloxy) ethoxy-;

1- (ethylcarbonyloxy) ethoxy-;

1- (*t*-butylcarbonyloxy) ethoxy-;

1- (cyclohexylcarbonyloxy) ethoxy-;

i-propyloxycarbonyloxymethoxy-;

t-butyloxycarbonyloxymethoxy-;

1- (*i*-propyloxycarbonyloxy) ethoxy-;

1- (cyclohexyloxycarbonyloxy) ethoxy-;

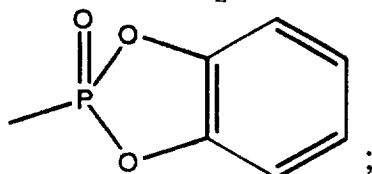
1-(*t*-butyloxycarbonyloxy)ethoxy-;
 (5-methyl-1,3-dioxacyclopenten-2-on-4-yl)methoxy-;
 (5-(*t*-butyl)-1,3-dioxacyclopenten-2-on-4-yl)methoxy-;
 (1,3-dioxa-5-phenyl-cyclopenten-2-on-4-yl)methoxy-;
 1-(2-(2-methoxypropyl)carbonyloxy)ethoxy-;

m is 1 or 2;

n is 1 or 2;

R^{11} is

-C(=O)-O- R^{14a} ,
 -C(=O)- R^{14b} ,
 -C(=O)N(R^{14b})₂,
 -C(=O)NHSO₂ R^{14a} ,
 -C(=O)NHC(=O) R^{14b} ,
 -C(=O)NHC(=O)OR^{14a},
 -C(=O)NHSO₂NHR^{14b},
 -C(=S)-NH- R^{14b} ,
 -NH-C(=O)-O- R^{14a} ,
 -NH-C(=O) R^{14b} ,
 -NH-C(=O)-NH- R^{14b} ,
 -SO₂-O- R^{14a} ,
 -SO₂- R^{14a} ,
 -SO₂-N(R^{14b})₂,
 -SO₂-NHC(=O)OR^{14b},
 -P(=S)(OR^{14a})₂,
 -P(=O)(OR^{14a})₂,
 -P(=S)(R^{14a})₂,
 -P(=O)(R^{14a})₂, or



R^{12} is H, C₁-C₆ alkyl, C₁-C₄ alkoxy carbonyl, C₁-C₆ alkyl carbonyl, C₁-C₆ alkyl sulfonyl, aryl(C₁-C₄ alkyl) sulfonyl, heteroaryl(C₁-C₄ alkyl) sulfonyl, aryl sulfonyl,

heteroarylsulfonyl, aryl, pyridylcarbonyl or pyridylmethylcarbonyl, wherein said aryls and heteroaryls are optionally substituted with 0-3 substituents selected from the group consisting of: C₁-C₄ alkyl, C₁-C₄ alkoxy, halo, CF₃, and NO₂; and

R¹³ is H;

R^{14a} is

C₁-C₈ alkyl substituted with 0-2R¹⁵,
 C₂-C₈ alkenyl substituted with 0-2R¹⁵,
 C₂-C₈ alkynyl substituted with 0-2R¹⁵,
 C₃-C₈ cycloalkyl substituted with 0-2R¹⁵,
 aryl substituted with 0-4R¹⁵,
 aryl (C₁-C₆ alkyl) substituted with 0-4R¹⁵
 a 5-10 membered heterocyclic ring system having 1-3 heteroatoms selected independently from O, S, and N, said heterocyclic ring being substituted with 0-4 R¹⁵, or
 C₁-C₆ alkyl substituted with a 5-10 membered heterocyclic ring system having 1-3 heteroatoms selected independently from O, S, and N, said heterocyclic ring being substituted with 0-4R¹⁵;

R^{14b} is R^{14a} or H; and

R¹⁵ is H, halogen, CF₃, CN, NO₂, NR¹²R¹³, C₁-C₈ alkyl, C₂-C₆ alkenyl, C₃-C₁₁ cycloalkyl, C₄-C₁₁ cycloalkylalkyl, aryl, aryl(C₁-C₆ alkyl)-, C₁-C₆ alkoxy, or C₁-C₄ alkoxy-carbonyl.

3. A compound of claim 2 selected from the group consisting of:

Cis-3-[2-[2-methyl-3-(4-amidinophenyl)-isoxazolidin-5-yl]-acetyl]amino-N-(3-methylphenylsulfonyl)-L-alanine methyl ester
 monotrifluoroacetic acid

Trans-3-[2-[2-methyl-3-(4-amidinophenyl)-

isoxazolidin-5-yl]acetyl]amino-N-(3-methylphenylsulfonyl)-L-alanine methyl ester monotrifluoroacetic acid

Cis-3-[2-[2-benzyl-3-(4-amidinophenyl)-isoxazolidin-5-yl]acetyl]-N-(3-methylphenylsulfonyl)-L-alanine methyl ester monotrifluoroacetic acid

Cis-3-[2-[2-isopropyl-3-(4-amidinophenyl)-isoxazolidin-5-yl]acetyl]amino-N-(3-methylphenylsulfonyl)-L-alanine methyl ester monotrifluoroacetic acid

Cis-3-[2-[2-methyl-3-(4-amidinophenyl)-isoxazolidin-5-yl]acetyl]amino-N-(2-methylphenylsulfonyl)-L-alanine methyl ester monotrifluoroacetic acid

Cis-3-[2-[2-methyl-3-(4-amidinophenyl)-isoxazolidin-5-yl]acetyl]amino-N-(3,5-dimethyloxazol-4-ylsulfonyl)-L-alanine methyl ester monotrifluoroacetic acid

Cis-3-[2-[2-methyl-3-(4-amidinophenyl)-isoxazolidin-5-yl]acetyl]amino-N-n-butylloxycarbonyl-L-alanine methyl ester monotrifluoroacetic acid

Cis-3-[2-[2-phenyl-3-(4-amidinophenyl)-isoxazolidin-5-yl]acetyl]amino-N-(3-methylphenylsulfonyl)-L-alanine methyl ester monotrifluoroacetic acid

Cis-3-[2-[2-methyl-3-(4-amidinophenyl)-isoxazolidin-5-yl]acetyl]amino-N-(3-methylphenylsulfonyl)-L-alanine monohydrogenchloride

Cis-3-[2-[2-benzyl-3-(4-amidinophenyl)-

isoxazolidin-5-yl]acetyl]amino-N-(3-methylphenylsulfonyl)-L-alanine monohydrogenchloride

Cis-3-[2-[2-isopropyl-3-(4-amidinophenyl)-isoxazolidin-5-yl]acetyl]amino-N-(3-methylphenylsulfonyl)-L-alanine monohydrogenchloride

Cis-3-[2-[2-methyl-3-(4-amidinophenyl)-isoxazolidin-5-yl]acetyl]amino-N-(2-methylphenylsulfonyl)-L-alanine monohydrogenchloride

Cis-3-[2-[2-methyl-3-(4-amidinophenyl)-isoxazolidin-5-yl]acetyl]amino-N-(3,5-dimethyloxazol-4-ylsulfonyl)-L-alanine monohydrogenchloride

Cis-3-[2-[2-methyl-3-(4-amidinophenyl)-isoxazolidin-5-yl]acetyl]amino-N-n-butyloxycarbonyl-L-alanine monohydrogenchloride

Cis-3-[2-[2-phenyl-3-(4-amidinophenyl)-isoxazolidin-5-yl]acetyl]amino-N-(3-methylphenylsulfonyl)-L-alanine monohydrogenchloride

Cis-3-[[[4-[4-(aminoiminomethyl)phenyl]tetrahydro-3-methyl-2-oxo-2H-1,3-oxazin-6-yl]acetyl]amino]-N-[(3-methylphenyl)sulfonyl]-L-alanine methyl ester monohydrogenchloride

Cis-3-[[[4-[4-(aminoiminomethyl)phenyl]tetrahydro-3-benzyl-2-oxo-2H-1,3-oxazin-6-yl]acetyl]amino]-N-[(3-methylphenyl)sulfonyl]-L-alanine methyl ester monohydrogenchloride

Cis-3-[[[4-[4-(aminoiminomethyl)phenyl]tetrahydro-3-methyl-2-oxo-2H-1,3-oxazin-6-yl]acetyl]amino]-N-[(2-methylphenyl)sulfonyl]-L-alanine methyl ester monohydrogenchloride

Cis-3-[[[4-[4-(aminoiminomethyl)phenyl]tetrahydro-3-methyl-2-oxo-2H-1,3-oxazin-6-yl]acetyl]amino]-N-[(3,5-dimethylisoxazol-4-yl)sulfonyl]-L-alanine methyl ester monohydrogenchloride

Cis-3-[[[4-[4-(aminoiminomethyl)phenyl]tetrahydro-3-methyl-2-oxo-2H-1,3-oxazin-6-yl]acetyl]amino]-N-(n-butyloxycarbonyl)-L-alanine methyl ester monohydrogenchloride

Cis-3-[[[4-[4-(aminoiminomethyl)phenyl]tetrahydro-3-methyl-2-oxo-2H-1,3-oxazin-6-yl]acetyl]amino]-N-[(3-methylphenyl)sulfonyl]-L-alanine monohydrogenchloride

Cis-3-[[[4-[4-(aminoiminomethyl)phenyl]tetrahydro-3-benzyl-2-oxo-2H-1,3-oxazin-6-yl]acetyl]amino]-N-[(3-methylphenyl)sulfonyl]-L-alanine monohydrogenchloride

Cis-3-[[[4-[4-(aminoiminomethyl)phenyl]tetrahydro-3-methyl-2-oxo-2H-1,3-oxazin-6-yl]acetyl]amino]-N-[(2-methylphenyl)sulfonyl]-L-alanine monohydrogenchloride

Cis-3-[[[4-[4-(aminoiminomethyl)phenyl]tetrahydro-3-methyl-2-oxo-2H-1,3-oxazin-6-yl]acetyl]amino]-N-[(3,5-dimethylisoxazol-4-yl)sulfonyl]-L-alanine monohydrogenchloride

Cis-3-[[[4-[4-(aminoiminomethyl)phenyl]tetrahydro-3-methyl-2-oxo-2H-1,3-oxazin-6-yl]acetyl]amino]-N-(n-butyloxycarbonyl)-L-alanine monohydrogenchloride

4. A pharmaceutical composition comprising a pharmaceutical carrier and a therapeutically effective amount of a compound of Claim 1 or a pharmaceutically acceptable salt from thereof.

5. A pharmaceutical composition comprising a pharmaceutical carrier and a therapeutically effective amount of a compound of Claim 2 or a pharmaceutically acceptable salt form thereof.

6. A pharmaceutical composition comprising a pharmaceutical carrier and a therapeutically effective amount of a compound of Claim 3 or a pharmaceutically acceptable salt form thereof.

7. A method in inhibiting the aggregation of blood platelets which comprises administering to a host in need of such inhibition a therapeutically effective amount of a compound of Claim 1.

8. A method of inhibiting the aggregation of blood platelets which comprises administering to a host in need of such inhibition a therapeutically effective amount of a compound of Claim 2.

9. A method of inhibiting the aggregation of blood platelets which comprises administering to a host in need of such inhibition a therapeutically effective amount of a compound of Claim 3.

10. A method of treating thromboembolic disorders selected from thrombus or embolus formation, harmful platelet aggregation, reocclusion following thrombolysis, reperfusion injury, restenosis, atherosclerosis, stroke, myocardial infarction, and unstable angina, which comprises administering to a host in need of such treatment a therapeutically effective amount of a compound of Claim 1.

11. A method of treating thromboembolic disorders selected from thrombus or embolus formation, harmful

platelet aggregation, reocclusion following thrombolysis, reperfusion injury, restenosis, atherosclerosis, stroke, myocardial infarction, and unstable angina, which comprises administering to a host in need of such treatment a therapeutically effective amount of a compound of Claim 2.

12. A method of treating thromboembolic disorders selected from thrombus or embolus formation, harmful platelet aggregation, reocclusion following thrombolysis, reperfusion injury, restenosis, atherosclerosis, stroke myocardial infarction, and unstable angina, which comprises administering to a host in need of such treatment a therapeutically effective amount of a compound of Claim 3.

INTERNATIONAL SEARCH REPORT

Intern. Application No
PCT/US 97/13761

A. CLASSIFICATION OF SUBJECT MATTER
IPC 6 C07D261/02 C07D265/10 C07D413/12 A61K31/42 A61K31/535

According to International Patent Classification (IPC) or to both national classification and IPC

B. FIELDS SEARCHED

Minimum documentation searched (classification system followed by classification symbols)
IPC 6 C07D

Documentation searched other than minimum documentation to the extent that such documents are included in the fields searched

Electronic data base consulted during the international search (name of data base and, where practical, search terms used)

C. DOCUMENTS CONSIDERED TO BE RELEVANT

Category °	Citation of document, with indication, where appropriate, of the relevant passages	Relevant to claim No.
Y	WO 95 14683 A (DU PONT) 1 June 1995 see claims; tables 2A-2E ---	1-12
Y	WO 95 14682 A (DU PONT) 1 June 1995 see claims; examples ---	1-12
A	EP 0 559 046 A (F. HOFFMANN-LA ROCHE) 8 September 1993 see claims; examples ---	1-12
A	EP 0 525 629 A (DR. KARL THOMAE) 3 February 1993 cited in the application see claims; examples ---	1-12
A	EP 0 478 363 A (MERCK & CO.) 1 April 1992 cited in the application see claims; examples ---	1-12
-/--		

Further documents are listed in the continuation of box C.

Patent family members are listed in annex.

° Special categories of cited documents :

- *A* document defining the general state of the art which is not considered to be of particular relevance
- *E* earlier document but published on or after the international filing date
- *L* document which may throw doubts on priority claim(s) or which is cited to establish the publication date of another citation or other special reason (as specified)
- *O* document referring to an oral disclosure, use, exhibition or other means
- *P* document published prior to the international filing date but later than the priority date claimed

- *T* later document published after the international filing date or priority date and not in conflict with the application but cited to understand the principle or theory underlying the invention
- *X* document of particular relevance; the claimed invention cannot be considered novel or cannot be considered to involve an inventive step when the document is taken alone
- *Y* document of particular relevance; the claimed invention cannot be considered to involve an inventive step when the document is combined with one or more other such documents, such combination being obvious to a person skilled in the art.
- *Z* document member of the same patent family

Date of the actual completion of the international search

1 December 1997

Date of mailing of the international search report

16.12.97

Name and mailing address of the ISA

European Patent Office, P.B. 5818 Patentlaan 2
NL - 2280 HV Rijswijk
Tel. (+31-70) 340-2040, Tx. 31 651 epo nl,
Fax: (+31-70) 340-3016

Authorized officer

Helps, I

INTERNATIONAL SEARCH REPORT

Interna al Application No PCT/US 97/13761
--

C.(Continuation) DOCUMENTS CONSIDERED TO BE RELEVANT

Category °	Citation of document, with indication, where appropriate, of the relevant passages	Relevant to claim No.
P,Y	WO 96 37482 A (DU PONT) 28 November 1996 see whole document -----	1-12

INTERNATIONAL SEARCH REPORT

International application No.
PCT/US 97/13761

Box I Observations where certain claims were found unsearchable (Continuation of item 1 of first sheet)

This International Search Report has not been established in respect of certain claims under Article 17(2)(a) for the following reasons:

1. Claims Nos.: 7-12
because they relate to subject matter not required to be searched by this Authority, namely:
Although claims 7-12 are drawn to a method of treatment of the human or animal body by therapy (Rule 39.1(iv) PCT) the search has been carried out based on the alleged effects of the compounds
2. Claims Nos.:
because they relate to parts of the International Application that do not comply with the prescribed requirements to such an extent that no meaningful International Search can be carried out, specifically:
3. Claims Nos.:
because they are dependent claims and are not drafted in accordance with the second and third sentences of Rule 6.4(a).

Box II Observations where unity of invention is lacking (Continuation of item 2 of first sheet)

This International Searching Authority found multiple inventions in this international application, as follows:

1. As all required additional search fees were timely paid by the applicant, this International Search Report covers all searchable claims.
2. As all searchable claims could be searched without effort justifying an additional fee, this Authority did not invite payment of any additional fee.
3. As only some of the required additional search fees were timely paid by the applicant, this International Search Report covers only those claims for which fees were paid, specifically claims Nos.:
4. No required additional search fees were timely paid by the applicant. Consequently, this International Search Report is restricted to the invention first mentioned in the claims; it is covered by claims Nos.:

Remark on Protest

- The additional search fees were accompanied by the applicant's protest.
- No protest accompanied the payment of additional search fees.

INTERNATIONAL SEARCH REPORT

Intern. Patent Application No

PCT/US 97/13761

Patent document cited in search report	Publication date	Patent family member(s)	Publication date
WO 9514683 A	01-06-95	AU 1098095 A	13-06-95
		BR 9408137 A	12-08-97
		CA 2174838 A	01-06-95
		CZ 9601419 A	13-11-96
		EP 0730590 A	11-09-96
		FI 962184 A	23-05-96
		HR 940952 A	30-04-97
		HU 74690 A	28-01-97
		JP 9505590 T	03-06-97
		NO 962096 A	23-05-96
		PL 314591 A	16-09-96
		SK 66696 A	06-11-96
		ZA 9409337 A	24-05-96
WO 9514682 A	01-06-95	US 5446056 A	29-08-95
		AU 677481 B	24-04-97
		AU 1097895 A	13-06-95
		CA 2174415 A	01-06-95
		EP 0730589 A	11-09-96
		JP 9505589 T	03-06-97
		NZ 276631 A	24-06-97
		ZA 9409291 A	23-05-96
EP 559046 A	08-09-93	AU 3391693 A	09-09-93
		BG 97493 A	24-03-94
		CA 2089972 A	07-09-93
		CN 1076690 A	29-09-93
		HU 70156 A	28-09-95
		HU 9500254 A	28-09-95
		JP 2045220 C	09-04-96
		JP 6025195 A	01-02-94
		JP 7080848 B	30-08-95
		NZ 247014 A	27-11-95
		US 5405854 A	11-04-95
		US 5578594 A	26-11-96
		US 5677448 A	14-10-97
		BR 9300753 A	08-09-93
		HR 930266 A	30-04-96
		MX 9301155 A	01-09-93
SK 14893 A	10-11-93		

INTERNATIONAL SEARCH REPORT

International Application No

PCT/US 97/13761

Patent document cited in search report	Publication date	Patent family member(s)	Publication date
EP 559046 A		ZA 9301403 A	06-09-93
EP 525629 A	03-02-93	DE 4124942 A AU 652064 B AU 2056992 A CA 2074685 A IL 102638 A JP 5221999 A MX 9204354 A NZ 243713 A US 5463071 A ZA 9205573 A	28-01-93 11-08-94 28-01-93 28-01-93 16-10-96 31-08-93 01-01-93 27-06-95 31-10-95 24-01-94
EP 478363 A	01-04-92	AT 150454 T AU 655436 B AU 8478291 A CA 2052073 A DE 69125235 D DE 69125235 T EP 0743302 A ES 2100214 T HR 930779 A IL 99540 A JP 9132558 A JP 4288051 A JP 7094425 B NO 177702 B NZ 239846 A SI 9210306 A WO 9319046 A US 5658929 A US 5292756 A CN 1069971 A	15-04-97 22-12-94 02-04-92 28-03-92 24-04-97 07-08-97 20-11-96 16-06-97 28-02-97 31-07-95 20-05-97 13-10-92 11-10-95 31-07-95 25-11-94 31-08-95 30-09-93 19-08-97 08-03-94 17-03-93
WO 9637482 A	28-11-96	AU 5876196 A	11-12-96