



US00D511006S

(12) **United States Design Patent** (10) **Patent No.:** **US D511,006 S**  
**Dodd et al.** (45) **Date of Patent:** **\*\* Oct. 25, 2005**

(54) **ADHESIVE BANDAGE**

(76) Inventors: **Lisa Payne Dodd**, 4612 Shop St.,  
Chester, VA (US) 23831; **Barbara**  
**Irene Bicking**, 14709 Beacon Hill Ct.,  
Midlothian, VA (US) 23112

(\*\*) Term: **14 Years**

(21) Appl. No.: **29/212,364**

(22) Filed: **Aug. 31, 2004**

(51) **LOC (8) Cl.** ..... **24-04**

(52) **U.S. Cl.** ..... **D24/189**

(58) **Field of Search** ..... D20/10, 11, 23,  
D20/35, 42; D5/64; D14/318; D24/189;  
602/41-47, 48, 54, 55, 58; 428/38

(56) **References Cited**

**U.S. PATENT DOCUMENTS**

D310,545 S \* 9/1990 Avittan ..... D20/10  
5,665,438 A \* 9/1997 Lee et al. .... 428/31  
D404,135 S \* 1/1999 Dunshee ..... D24/189

D433,141 S \* 10/2000 Nash et al. .... D24/189  
D476,412 S \* 6/2003 Berry ..... D24/189  
2002/0058893 A1 \* 5/2002 Vesey ..... 602/58

\* cited by examiner

*Primary Examiner*—Ian Simmons  
*Assistant Examiner*—Daniel Yu  
(74) *Attorney, Agent, or Firm*—Goodman, Allen & Filetti,  
PLLC; Anthony Tacconi; Charles M. Allen

(57) **CLAIM**

The ornamental design for an adhesive bandage, as shown  
and described.

**DESCRIPTION**

FIG. 1 is a top plan view thereof;  
FIG. 2 is a right side elevational view, the left side being a  
mirror image thereof;  
FIG. 3 is a bottom plan view thereof;  
FIG. 4 is a front elevational view thereof; and,  
FIG. 5 is a rear elevational view thereof.

**1 Claim, 2 Drawing Sheets**




FIG. 1

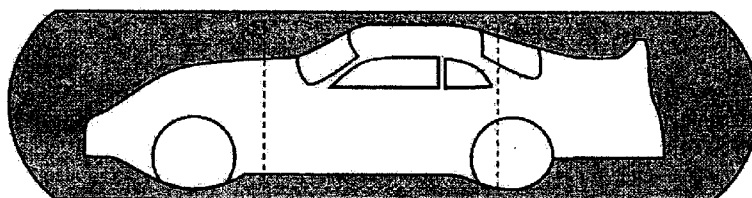


FIG. 2



FIG. 3




FIG. 4



FIG. 5

