



US00D508477S

(12) **United States Design Patent**
Jusiewicz et al.

(10) **Patent No.:** **US D508,477 S**

(45) **Date of Patent:** **** Aug. 16, 2005**

(54) **DESKTOP AUDIO RECORDING AND
PLAYBACK SYSTEM**

(75) Inventors: **Henry E. Jusiewicz**, Nashville, TN
(US); **Kris O. Carter**, Washington, DC
(US); **Timothy M. Nugent**, Venice, CA
(US); **Mark Powell**, Marina del Rey,
CA (US); **Brady L. Bargaquast**, San
Jose, CA (US)

(73) Assignee: **Gibson Guitar Corp.**, Nashville, TN
(US)

(**) Term: **14 Years**

(21) Appl. No.: **29/196,929**

(22) Filed: **Jan. 8, 2004**

(51) **LOC (8) Cl.** **14-01**

(52) **U.S. Cl.** **D14/167**

(58) **Field of Search** D14/167, 445,
D14/258, 257, 224, 217, 198, 197, 196,
195, 194, 193, 192, 188, 168, 156, 136,
162, 415, 420, 299, 218; 455/351, 350,
352; 312/7.1; 379/419

(56) **References Cited**

U.S. PATENT DOCUMENTS

D224,156 S	*	7/1972	Hunter	D14/195
D302,010 S	*	7/1989	McLaughlin et al.	D14/417
D351,381 S	*	10/1994	Reardon et al.	D14/125
D374,228 S	*	10/1996	Constantine et al.	...	D14/141.2
D378,371 S	*	3/1997	Mak	D14/194
D382,265 S	*	8/1997	Bradley et al.	D14/149
D384,353 S	*	9/1997	Nudell et al.	D14/214
D399,510 S	*	10/1998	Renk	D14/216
D400,533 S	*	11/1998	Xie	D14/188
D419,557 S	*	1/2000	Suzuki	D14/193

D442,941 S	*	5/2001	Mah	D14/194
D452,658 S	*	1/2002	Y'shua et al.	D10/40
D455,142 S	*	4/2002	Saitoh	D14/168
D461,179 S	*	8/2002	Christianson	D14/240
D464,948 S	*	10/2002	Vasquez et al.	D14/218
D500,030 S	*	12/2004	Dietz et al.	D14/224

OTHER PUBLICATIONS

Exhibit A: printout from website www.wurlitzerjukebox.com.

* cited by examiner

Primary Examiner—Joel A. Sincavage
Assistant Examiner—Austin Murphy
(74) *Attorney, Agent, or Firm*—Waddey & Patterson;
Lucian Wayne Beavers

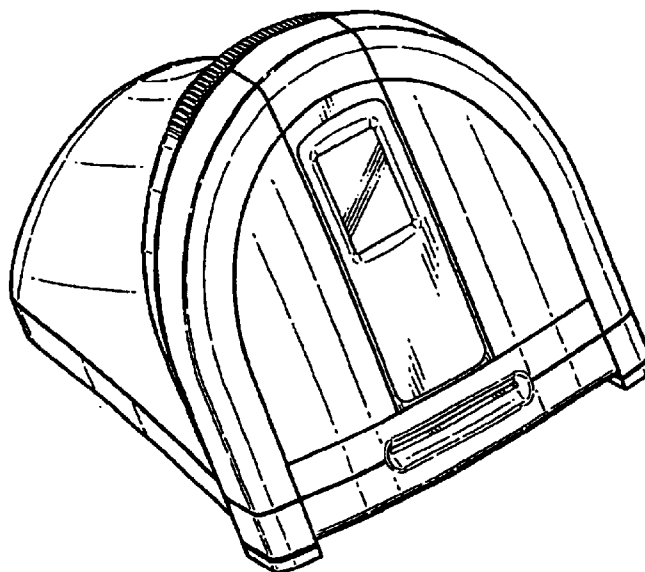
(57) **CLAIM**

What is claimed is the ornamental design for a desktop audio recording and playback system, as shown and described.

DESCRIPTION

FIG. 1 is a front perspective view showing the desktop audio recording and playback system of Applicants' invention.
FIG. 2 is a front elevation of the desktop audio recording and playback system of Applicants' invention.
FIG. 3 is a right side elevation of the desktop audio recording and playback system of Applicants' invention, both sides being identical.
FIG. 4 is a rear elevation of the desktop audio recording and playback system of Applicants' invention.
FIG. 5 is a top view of the desktop audio recording and playback system of Applicants' invention; and,
FIG. 6 is a bottom view of the desktop audio recording and playback system of Applicants' invention.

1 Claim, 2 Drawing Sheets



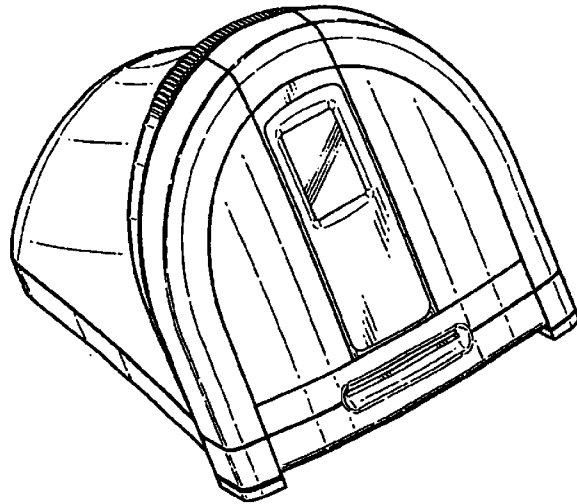


FIG. 1

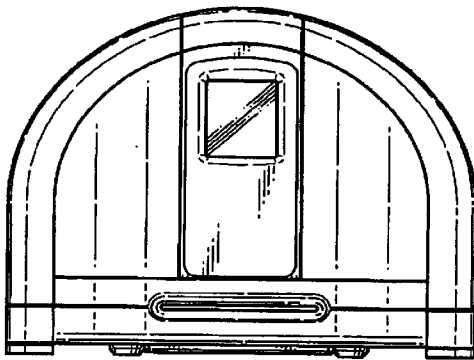


FIG. 2

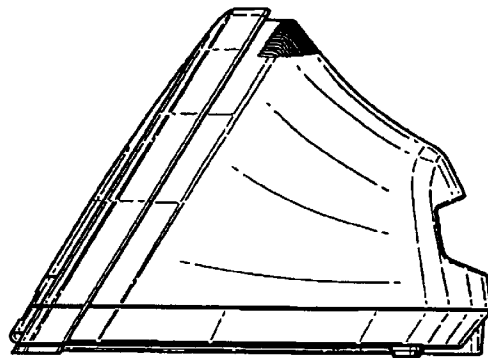


FIG. 3

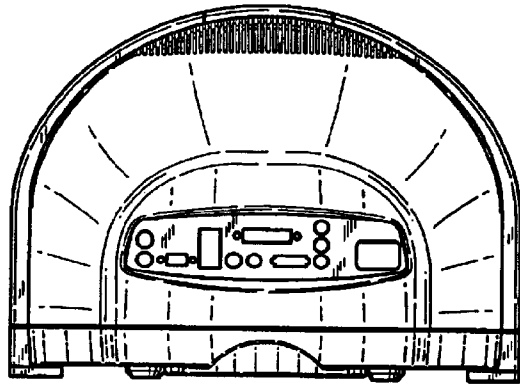


FIG. 4

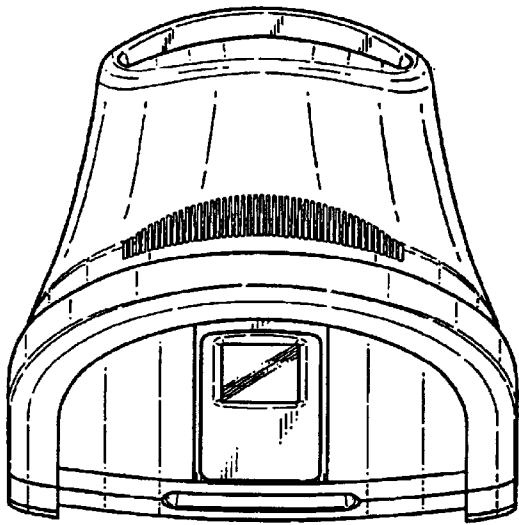


FIG. 5

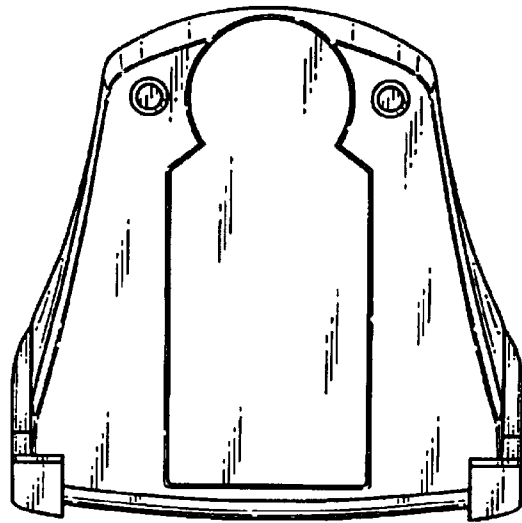


FIG. 6