



US00D335709S

# United States Patent [19]

[11] Patent Number: Des. 335,709

Choi

[45] Date of Patent: \*\* May 18, 1993

[54] BINAURAL HEADPIECE FOR A STETHOSCOPE

3,437,172	4/1969	Allen	181/131 X
3,469,651	9/1969	Mendelson et al.	181/131 X
3,772,478	11/1973	McCube et al.	381/67
4,149,610	4/1979	Saiya et al.	181/135 X

[76] Inventor: Jae H. Choi, 4 Plane Tree La., Dix Hills, N.Y. 11746

Primary Examiner—Stella Reid  
Assistant Examiner—I. Simmons  
Attorney, Agent, or Firm—Richard L. Miller

[\*\*] Term: 14 Years

[21] Appl. No.: 713,445

### [57] CLAIM

[22] Filed: May 31, 1991

The ornamental design for a binaural headpiece for a stethoscope, as shown and described.

[52] U.S. Cl. .... D24/134; D14/205

[58] Field of Search ..... D24/134; 181/131, 130, 181/135; 381/67; D14/205, 223

### DESCRIPTION

### [56] References Cited

#### U.S. PATENT DOCUMENTS

D. 246,782	12/1977	Saiya	D24/134
D. 284,790	7/1986	Moore	D24/134
2,498,960	2/1950	Mullin	D14/205 X
2,780,681	2/1957	Shaper	181/131 X

FIG. 1 is a front elevational view of a binaural headpiece for a stethoscope showing my new design; FIG. 2 is a left side elevational view thereof, the right side elevational view being a mirror image thereof; FIG. 3 is a top plan view thereof; FIG. 4 is a bottom plan view thereof; and, FIG. 5 is a rear elevational view thereof.

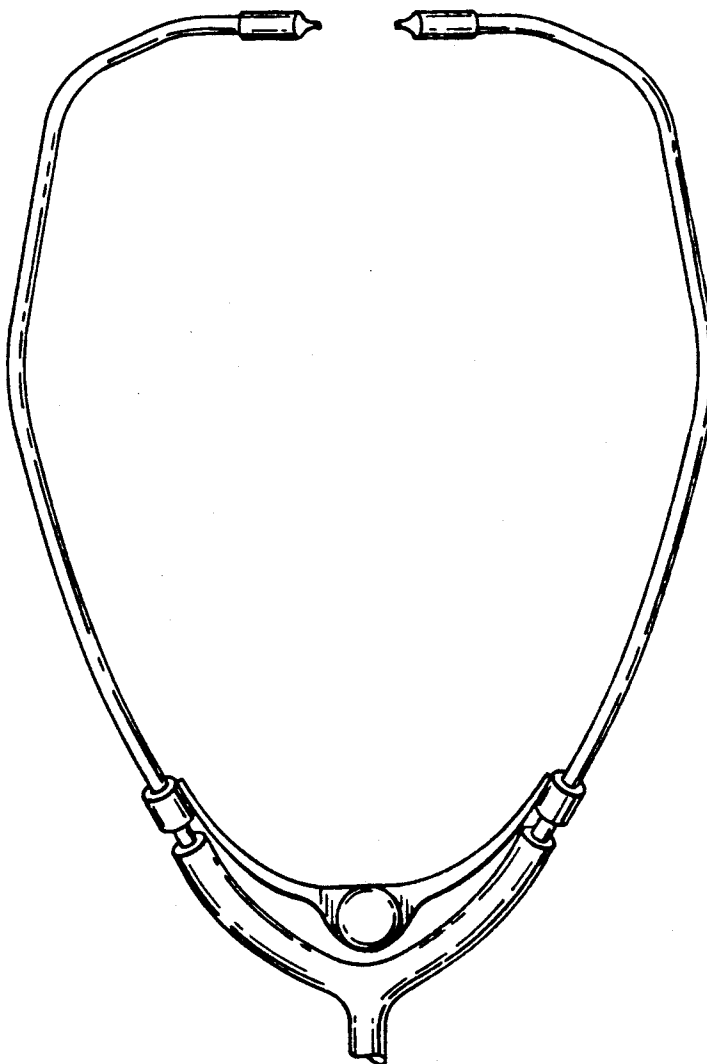


FIG. 1

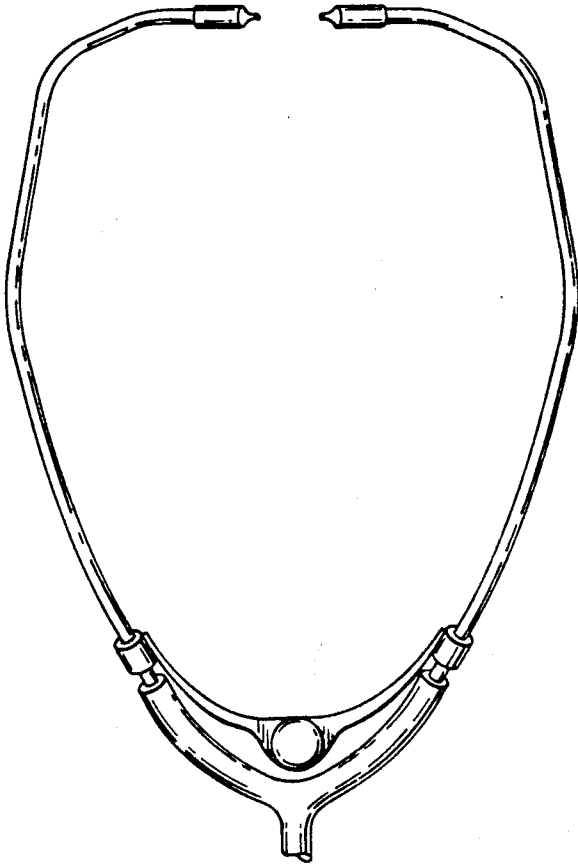


FIG. 2

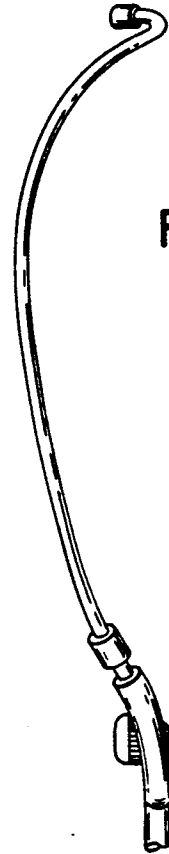


FIG. 4

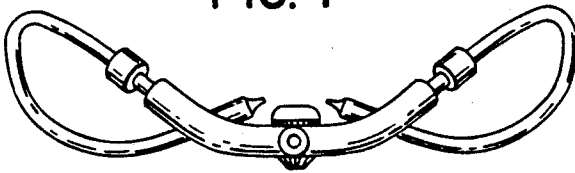


FIG. 3




FIG. 5

