

(19) World Intellectual Property Organization
International Bureau



(43) International Publication Date
30 March 2006 (30.03.2006)

PCT

(10) International Publication Number
WO 2006/034312 A1

(51) International Patent Classification:

A61K 31/4184 (2006.01) C07D 235/08 (2006.01)
A61K 31/5025 (2006.01) A61P 3/04 (2006.01)
C07D 487/04 (2006.01)

(21) International Application Number:

PCT/US2005/033738

(22) International Filing Date:

20 September 2005 (20.09.2005)

(25) Filing Language:

English

(26) Publication Language:

English

(30) Priority Data:

60/611,646 20 September 2004 (20.09.2004) US

(71) Applicant (for all designated States except US): XENON PHARMACEUTICALS INC. [CA/CA]; 3650 Gilmore Way, Burnaby, British Columbia V5G 4W8 (CA).

(72) Inventors; and

(75) Inventors/Applicants (for US only): KAMBOJ, Rajender [CA/CA]; 5809 Sperling Avenue, Burnaby, British Columbia V5E 2T6 (CA). FU, Jian-Min [US/CA]; 3170 Quintette Crescent, Coquitlam, British Columbia, V3E 3B6 (CA). KODUMURU, Vishnumurthy [CA/CA]; 7480 Vista Cres., Burnaby, British Columbia, V5E 2E1 (CA). LIU, Shifeng [CA/CA]; 15-2615 Fortress Drive, Port Coquitlam, British Columbia V3C 6E8 (CA). SADALAPURE, Kashinath [IN/CA]; 3746-16A Avenue, Edmonton, Alberta T6L 3M1 (CA). CHAKKA, Nagasree [CA/CA]; 7480 Vista Cres., Burnaby, British Columbia, V5E 2E1 (CA). HOU, Duanjie [CA/CA]; #46-7088 17th Avenue, Burnaby, British Columbia, V3N 1K5 (CA). SUN, Shaoyi [CA/CA]; 5-1200 Brunette Avenue, Coquitlam, British Columbia, V3K 1G3 (CA).

(74) Agents: ROTH, Carol, J. et al.; Seed Intellectual Property Law Group PLLC, Suite 6300, 701 Fifth Avenue, Seattle, Washington 98104-7092 (US).

(81) Designated States (unless otherwise indicated, for every kind of national protection available): AE, AG, AL, AM, AT, AU, AZ, BA, BB, BG, BR, BW, BY, BZ, CA, CH, CN, CO, CR, CU, CZ, DE, DK, DM, DZ, EC, EE, EG, ES, FI, GB, GD, GE, GH, GM, HR, HU, ID, IL, IN, IS, JP, KE, KG, KM, KP, KR, KZ, LC, LK, LR, LS, LT, LU, LV, LY, MA, MD, MG, MK, MN, MW, MX, MZ, NA, NG, NI, NO, NZ, OM, PG, PH, PL, PT, RO, RU, SC, SD, SE, SG, SK, SL, SM, SY, TJ, TM, TN, TR, TT, TZ, UA, UG, US, UZ, VC, VN, YU, ZA, ZM, ZW.

(84) Designated States (unless otherwise indicated, for every kind of regional protection available): ARIPO (BW, GH, GM, KE, LS, MW, MZ, NA, SD, SL, SZ, TZ, UG, ZM, ZW), Eurasian (AM, AZ, BY, KG, KZ, MD, RU, TJ, TM), European (AT, BE, BG, CH, CY, CZ, DE, DK, EE, ES, FI, FR, GB, GR, HU, IE, IS, IT, LT, LU, LV, MC, NL, PL, PT, RO, SE, SI, SK, TR), OAPI (BF, BJ, CF, CG, CI, CM, GA, GN, GQ, GW, ML, MR, NE, SN, TD, TG).

Declarations under Rule 4.17:

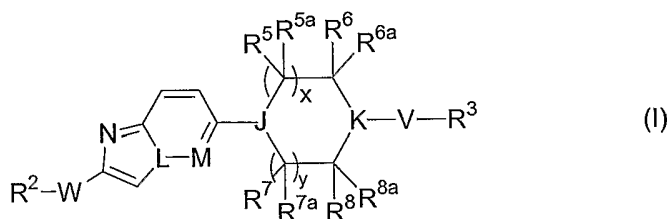
- as to the applicant's entitlement to claim the priority of the earlier application (Rule 4.17(iii)) for all designations
- of inventorship (Rule 4.17(iv)) for US only

Published:

- with international search report
- before the expiration of the time limit for amending the claims and to be republished in the event of receipt of amendments

For two-letter codes and other abbreviations, refer to the "Guidance Notes on Codes and Abbreviations" appearing at the beginning of each regular issue of the PCT Gazette.

(54) Title: BICYCLIC HETEROCYCLIC DERIVATIVES AND THEIR USE AS INHIBITORS OF STEAROYL-COA-DESATURASE (SCD)



(57) Abstract: Methods of treating an SCD-mediated disease or condition in a mammal, preferably a human, are disclosed, wherein the methods comprise, for example, administering to a mammal in need thereof a compound of formula (I): where x, y, J, K, L, M, W, V, R², R³, R⁵, R^{5a}, R⁶, R^{6a}, R⁷, R^{7a}, R⁸ and R^{8a} are defined herein. Pharmaceutical compositions comprising the compounds of formula (I) are also disclosed.

WO 2006/034312 A1

BICYCLIC HETEROCYCLIC DERIVATIVES AND THEIR USE AS INHIBITORS OF STEAROYL-COA-DESATURASE (SCD)

FIELD OF THE INVENTION

The present invention relates generally to the field of inhibitors of stearoyl-CoA desaturase, such as heterocyclic derivatives, and uses for such compounds in treating and/or preventing various human diseases, including those mediated by stearoyl-CoA desaturase (SCD) enzymes, preferably SCD1, especially diseases related to elevated lipid levels, cardiovascular disease, diabetes, obesity, metabolic syndrome and the like.

BACKGROUND OF THE INVENTION

10 Acyl desaturase enzymes catalyze the formation of double bonds in fatty acids derived from either dietary sources or *de novo* synthesis in the liver. Mammals synthesize at least three fatty acid desaturases of differing chain length specificity that catalyze the addition of double bonds at the delta-9, delta-6, and delta-5 positions. Stearoyl-CoA desaturases (SCDs) introduce a double bond in the C9-C10 position of saturated fatty acids. The preferred substrates are palmitoyl-CoA (16:0) and stearoyl-CoA (18:0), which are converted to palmitoleoyl-CoA (16:1) and oleoyl-CoA (18:1), respectively. The resulting mono-unsaturated fatty acids are substrates for incorporation into phospholipids, triglycerides, and cholesteryl esters.

20 A number of mammalian SCD genes have been cloned. For example, two genes have been cloned from rat (SCD1, SCD2) and four SCD genes have been isolated from mouse (SCD1, 2, 3, and 4). While the basic biochemical role of SCD has been known in rats and mice since the 1970's (Jeffcoat, R. *et al.*, *Elsevier Science* (1984), Vol. 4, pp. 85-112; de Antueno, RJ, *Lipids* (1993), Vol. 28, No. 4, pp. 285-290), it has only recently been directly implicated in human disease processes.

25 A single SCD gene, SCD1, has been characterized in humans. SCD1 is described in Brownlie *et al.*, PCT published patent application, WO 01/62954, the disclosure of which is hereby incorporated by reference in its entirety. A second human SCD isoform has recently been identified, and because it bears little sequence homology to alternate mouse or rat isoforms it has been named human SCD5 or hSCD5 (PCT published patent application, WO 02/26944, incorporated herein by reference in its entirety).

30 To date, no small-molecule, drug-like compounds are known that specifically inhibit or modulate SCD activity. Certain long-chain hydrocarbons have been used

historically to study SCD activity. Known examples include thia-fatty acids, cyclopropenoid fatty acids, and certain conjugated linoleic acid isomers. Specifically, *cis*-12, *trans*-10 conjugated linoleic acid is believed to inhibit SCD enzyme activity and reduce the abundance of SCD1 mRNA while *cis*-9, *trans*-11 conjugated linoleic acid
5 does not. Cyclopropenoid fatty acids, such as those found in stercula and cotton seeds, are also known to inhibit SCD activity. For example, sterculic acid (8-(2-octylcyclopropenyl)octanoic acid) and malvalic acid (7-(2-octylcyclopropenyl)heptanoic acid) are C18 and C16 derivatives of sterculoyl and malvaloyl fatty acids, respectively, having cyclopropene rings at their C9-C10 position. These agents are believed to
10 inhibit SCD enzymatic activity by direct interaction with the enzyme, thus inhibiting delta-9 desaturation. Other agents that may inhibit SCD activity include thia-fatty acids, such as 9-thiastearic acid (also called 8-nonylthiooctanoic acid) and other fatty acids with a sulfoxy moiety.

These known modulators of delta-9 desaturase activity are not useful for
15 treating the diseases and disorders linked to SCD1 biological activity. None of the known SCD inhibitor compounds are selective for SCD or delta-9 desaturases, as they also inhibit other desaturases and enzymes. The thia-fatty acids, conjugated linoleic acids and cyclopropene fatty acids (malvalic acid and sterculic acid) are neither useful at reasonable physiological doses, nor are they specific inhibitors of SCD1 biological
20 activity, rather they demonstrate cross inhibition of other desaturases, in particular the delta-5 and delta-6 desaturases by the cyclopropene fatty acids.

The absence of small molecule inhibitors of SCD enzyme activity is a major scientific and medical disappointment because evidence is now compelling that SCD activity is directly implicated in common human disease processes: See e.g., Attie, A.D. *et al.*, "Relationship between stearoyl-CoA desaturase activity and plasma triglycerides in human and mouse hypertriglyceridemia", *J. Lipid Res.* (2002), Vol. 43, No. 11, pp. 1899-907; Cohen, P. *et al.*, "Role for stearoyl-CoA desaturase-1 in leptin-mediated weight loss", *Science* (2002), Vol. 297, No. 5579, pp. 240-3, Ntambi, J. M. *et al.*, "Loss of stearoyl-CoA desaturase-1 function protects mice against adiposity", *Proc. Natl. Acad. Sci. U S A.* (2002), Vol. 99, No. 7, pp. 11482-6.
30

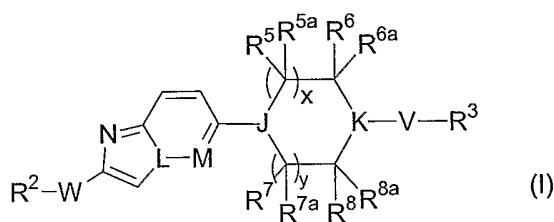
The present invention solves this problem by presenting new classes of compounds that are useful in modulating SCD activity and regulating lipid levels, especially plasma lipid levels, and which are useful in the treatment of SCD-mediated diseases such as diseases related to dyslipidemia and disorders of lipid metabolism, especially diseases related to elevated lipid levels, cardiovascular disease, diabetes,
35

obesity, metabolic syndrome and the like.

SUMMARY OF THE INVENTION

The present invention provides heterocyclic derivatives that modulate the activity of stearoyl-CoA desaturase. Methods of using such derivatives to modulate the activity of stearoyl-CoA desaturase and pharmaceutical compositions comprising such derivatives are also encompassed.

Accordingly, in one aspect, the invention provides compounds of formula (I):



wherein:

10 x and y are each independently 1, 2 or 3;

J and K are each independently N or C(R¹¹);

L is N or C(R⁴);

M is -N= or -C(R⁴)=;

15 W is a direct bond, -N(R¹)C(O)-, -C(O)N(R¹)-, -OC(O)N(R¹)-, -N(R¹)C(O)N(R¹)-, -O-, -N(R¹)-, -S(O)_t- (where t is 0, 1 or 2), -N(R¹)S(O)_p- (where p is 1 or 2), -S(O)_pN(R¹)- (where p is 1 or 2), -C(O)-, -OS(O)₂N(R¹)-, -OC(O)-, -C(O)O-, -N(R¹)C(O)O- or -C(R¹)₂-;

V is -N(R¹)-, -N(R¹)C(O)-, -C(O)-, -C(O)O-, -C(S)-, -C(O)N(R¹)-, -S(O)_p- (where p is 1 or 2), -S(O)_pN(R¹)- (where p is 1 or 2), or -C(R¹⁰)H-;

each R¹ is independently selected from the group consisting of hydrogen,

20 C₁-C₁₂alkyl, C₂-C₁₂hydroxyalkyl, C₄-C₁₂cycloalkylalkyl and C₇-C₁₉aralkyl;

R² is selected from the group consisting of C₁-C₁₂alkenyl, C₂-C₁₂hydroxyalkyl, C₂-C₁₂hydroxyalkenyl, C₂-C₁₂alkoxyalkyl, C₃-C₁₂cycloalkyl, C₄-C₁₂cycloalkylalkyl, aryl, C₇-C₁₉aralkyl, C₃-C₁₂heterocyclyl, C₃-C₁₂heterocyclylalkyl, C₁-C₁₂heteroaryl, and C₃-C₁₂heteroarylalkyl;

25 or R² is a multi-ring structure having 2 to 4 rings wherein the rings are independently selected from the group consisting of cycloalkyl, heterocyclyl, aryl and heteroaryl and where some or all of the rings may be fused to each other;

30 R³ is selected from the group consisting of C₁-C₁₂alkyl, C₂-C₁₂alkenyl, C₂-C₁₂hydroxyalkyl, C₂-C₁₂hydroxyalkenyl, C₂-C₁₂alkoxyalkyl, C₃-C₁₂cycloalkyl, C₄-C₁₂cycloalkylalkyl, aryl, C₇-C₁₉aralkyl, C₃-C₁₂heterocyclyl, C₃-C₁₂heterocyclylalkyl,

C₁-C₁₂heteroaryl and C₃-C₁₂heteroarylalkyl;

or R³ is a multi-ring structure having 2 to 4 rings wherein the rings are independently selected from the group consisting of cycloalkyl, heterocyclyl, aryl and heteroaryl and where some or all of the rings may be fused to each other;

5 each R⁴ is independently selected from hydrogen, fluoro, chloro, C₁-C₁₂alkyl, C₁-C₁₂alkoxy, haloalkyl, cyano, nitro or -N(R⁹)₂;

R⁵, R^{5a}, R⁶, R^{6a}, R⁷, R^{7a}, R⁸ and R^{8a} are each independently selected from hydrogen or C₁-C₃alkyl;

10 or R⁵ and R^{5a} together, R⁶ and R^{6a} together, or R⁷ and R^{7a} together, or R⁸ and R^{8a} together are an oxo group, provided that when V is -C(O)-, R⁶ and R^{6a} together or R⁸ and R^{8a} together do not form an oxo group, while the remaining R⁵, R^{5a}, R⁶, R^{6a}, R⁷, R^{7a}, R⁸ and R^{8a} are each independently selected from hydrogen or C₁-C₃alkyl;

15 or one of R⁵, R^{5a}, R⁶ and R^{6a} together with one of R⁷, R^{7a}, R⁸ and R^{8a} forms a direct bond or an alkylene bridge, while the remaining R⁵, R^{5a}, R⁶, R^{6a}, R⁷, R^{7a}, R⁸, and R^{8a} are each independently selected from hydrogen or C₁-C₃alkyl;

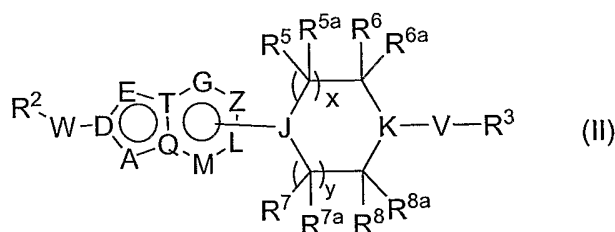
each R⁹ is independently selected from hydrogen or C₁-C₆alkyl;

R¹⁰ is hydrogen or C₁-C₃alkyl; and

18 R¹¹ is independently selected from hydrogen, fluoro, chloro, C₁-C₁₂alkyl or C₁-C₁₂alkoxy;

20 as a stereoisomer, enantiomer or tautomer thereof, as a mixture of stereoisomers, as a pharmaceutically acceptable salt thereof, or as a prodrug thereof.

In another aspect, the invention provides compounds of formula (II):



wherein:

25 x and y are each independently 1, 2 or 3;

J and K are each independently N or C(R¹¹);

A, D, E, G, Z, L, and M are each independently N, NH or C(R⁴);

T and Q are each independently C or N;

30 W is a direct bond, -N(R¹)C(O)-, -C(O)N(R¹)-, -OC(O)N(R¹)-, -N(R¹)C(O)N(R¹)-, -O-, -N(R¹)-, -S(O)_t- (where t is 0, 1 or 2), -N(R¹)S(O)_p- (where p is 1 or 2), -S(O)_pN(R¹)-

(where p is 1 or 2), -C(O)-, -OS(O)₂N(R¹)-, -OC(O)-, -C(O)O-, -N(R¹)C(O)O- or -C(R¹)₂-;

V is -N(R¹)-, -N(R¹)C(O)-, -C(O)-, -C(O)O-, -C(S)-, -C(O)N(R¹)-, -S(O)_p- (where p is 1 or 2), -S(O)_pN(R¹)- (where p is 1 or 2), or -C(R¹⁰)H-; each R¹ is independently selected from the group consisting of hydrogen, C₁-C₁₂alkyl, C₂-C₁₂hydroxyalkyl,

5 C₄-C₁₂cycloalkylalkyl and C₇-C₁₉aralkyl;

R² is selected from the group consisting of C₁-C₁₂alkyl, C₂-C₁₂alkenyl, C₂-C₁₂hydroxyalkyl, C₂-C₁₂hydroxyalkenyl, C₂-C₁₂alkoxyalkyl, C₃-C₁₂cycloalkyl, C₄-C₁₂cycloalkylalkyl, aryl, C₇-C₁₉aralkyl, C₃-C₁₂heterocyclyl, C₃-C₁₂heterocyclylalkyl, C₁-C₁₂heteroaryl, and C₃-C₁₂heteroarylalkyl;

10 or R² is a multi-ring structure having 2 to 4 rings wherein the rings are independently selected from the group consisting of cycloalkyl, heterocyclyl, aryl and heteroaryl and where some or all of the rings may be fused to each other;

R³ is selected from the group consisting of C₁-C₁₂alkyl, C₂-C₁₂alkenyl, C₂-C₁₂hydroxyalkyl, C₂-C₁₂hydroxyalkenyl, C₂-C₁₂alkoxyalkyl, C₃-C₁₂cycloalkyl, 15 C₄-C₁₂cycloalkylalkyl, aryl, C₇-C₁₉aralkyl, C₃-C₁₂heterocyclyl, C₃-C₁₂heterocyclylalkyl, C₁-C₁₂heteroaryl and C₃-C₁₂heteroarylalkyl;

or R³ is a multi-ring structure having 2 to 4 rings wherein the rings are independently selected from the group consisting of cycloalkyl, heterocyclyl, aryl and heteroaryl and where some or all of the rings may be fused to each other;

20 each R⁴ is independently selected from hydrogen, fluoro, chloro, C₁-C₁₂alkyl, C₁-C₁₂alkoxy, haloalkyl, cyano, nitro or -N(R⁹)₂;

R⁵, R^{5a}, R⁶, R^{6a}, R⁷, R^{7a}, R⁸ and R^{8a} are each independently selected from hydrogen or C₁-C₃alkyl;

25 or R⁵ and R^{5a} together, R⁶ and R^{6a} together, or R⁷ and R^{7a} together, or R⁸ and R^{8a} together are an oxo group, provided that when V is -C(O)-, R⁶ and R^{6a} together or R⁸ and R^{8a} together do not form an oxo group, while the remaining R⁵, R^{5a}, R⁶, R^{6a}, R⁷, R^{7a}, R⁸ and R^{8a} are each independently selected from hydrogen or C₁-C₃alkyl;

30 or one of R⁵, R^{5a}, R⁶ and R^{6a} together with one of R⁷, R^{7a}, R⁸ and R^{8a} forms a direct bond or an alkylene bridge, while the remaining R⁵, R^{5a}, R⁶, R^{6a}, R⁷, R^{7a}, R⁸, and R^{8a} are each independently selected from hydrogen or C₁-C₃alkyl;

each R⁹ is independently selected from hydrogen or C₁-C₆alkyl;

R¹⁰ is hydrogen or C₁-C₃alkyl; and

R¹¹ is independently selected from hydrogen, fluoro, chloro, C₁-C₁₂alkyl or C₁-C₁₂alkoxy;

35 as a stereoisomer, enantiomer or tautomer thereof, as a mixture of

stereoisomers, as a pharmaceutically acceptable salt thereof, or as a prodrug thereof.

In another aspect, the invention provides methods of treating an SCD-mediated disease or condition in a mammal, preferably a human, wherein the methods comprise administering to the mammal in need thereof a therapeutically effective amount of a
5 compound of the invention as set forth above.

In another aspect, the invention provides compounds or pharmaceutical compositions useful in treating, preventing and/or diagnosing a disease or condition relating to SCD biological activity such as the diseases encompassed by cardiovascular disorders and/or metabolic syndrome (including dyslipidemia, insulin
10 resistance and obesity).

In another aspect, the invention provides methods of preventing or treating a disease or condition related to elevated lipid levels, such as plasma lipid levels, especially elevated triglyceride or cholesterol levels, in a patient afflicted with such elevated levels, comprising administering to said patient a therapeutically or
15 prophylactically effective amount of a composition as disclosed herein. The present invention also relates to novel compounds having therapeutic ability to reduce lipid levels in an animal, especially triglyceride and cholesterol levels.

In another aspect, the invention provides pharmaceutical compositions comprising the compounds of the invention as set forth above, and pharmaceutically
20 acceptable excipients. In one embodiment, the present invention relates to a pharmaceutical composition comprising a compound of the invention in a pharmaceutically acceptable carrier and in an amount effective to modulate triglyceride level, or to treat diseases related to dyslipidemia and disorders of lipid metabolism, when administered to an animal, preferably a mammal, most preferably a human
25 patient. In an embodiment of such composition, the patient has an elevated lipid level, such as elevated plasma triglycerides or cholesterol, before administration of said compound and said compound is present in an amount effective to reduce said lipid level.

In another aspect, the invention provides methods for treating a patient for, or
30 protecting a patient from developing, a disease or condition mediated by stearoyl-CoA desaturase (SCD), which methods comprise administering to a patient afflicted with such disease or condition, or at risk of developing such disease or condition, a therapeutically effective amount of a compound that inhibits activity of SCD in a patient when administered thereto.

35 In another aspect, the invention provides methods for treating a range of

diseases involving lipid metabolism utilizing compounds identified by the methods disclosed herein. In accordance therewith, there is disclosed herein a range of compounds having said activity, based on a screening assay for identifying, from a library of test compounds, a therapeutic agent which modulates the biological activity of said SCD and is useful in treating a human disorder or condition relating to serum levels of lipids, such as triglycerides, VLDL, HDL, LDL, and/or total cholesterol.

DETAILED DESCRIPTION OF THE INVENTION

Definitions

Certain chemical groups named herein are preceded by a shorthand notation indicating the total number of carbon atoms that are to be found in the indicated chemical group. For example; C₇-C₁₂alkyl describes an alkyl group, as defined below, having a total of 7 to 12 carbon atoms, and C₄-C₁₂cycloalkylalkyl describes a cycloalkylalkyl group, as defined below, having a total of 4 to 12 carbon atoms. The total number of carbons in the shorthand notation does not include carbons that may exist in substituents of the group described.

Accordingly, as used in the specification and appended claims, unless specified to the contrary, the following terms have the meaning indicated:

"Methoxy" refers to the -OCH₃ radical.

"Cyano" refers to the -CN radical.

"Nitro" refers to the -NO₂ radical.

"Trifluoromethyl" refers to the -CF₃ radical.

"Oxo" refers to the =O substituent.

"Thioxo" refers to the =S substituent.

"Alkyl" refers to a straight or branched hydrocarbon chain radical consisting solely of carbon and hydrogen atoms, containing no unsaturation, having from one to twelve carbon atoms, preferably one to eight carbon atoms or one to six carbon atoms, and which is attached to the rest of the molecule by a single bond, e.g., methyl, ethyl, *n*-propyl, 1-methylethyl (*iso*-propyl), *n*-butyl, *n*-pentyl, 1,1-dimethylethyl (*t*-butyl), and the like. Unless stated otherwise specifically in the specification, an alkyl group may be optionally substituted by one of the following groups: alkyl, alkenyl, halo, haloalkenyl, cyano, nitro, aryl, cycloalkyl, heterocyclyl, heteroaryl, -OR¹⁴, -OC(O)-R¹⁴, -N(R¹⁴)₂, -C(O)R¹⁴, -C(O)OR¹⁴, -C(O)N(R¹⁴)₂, -N(R¹⁴)C(O)OR¹⁶, -N(R¹⁴)C(O)R¹⁶, -N(R¹⁴)(S(O)_tR¹⁶) (where t is 1 to 2), -S(O)_tOR¹⁶ (where t is 1 to 2), -S(O)_tR¹⁶ (where t is

0 to 2), and $-S(O)_tN(R^{14})_2$ (where t is 1 to 2) where each R^{14} is independently hydrogen, alkyl, haloalkyl, cycloalkyl, cycloalkylalkyl, aryl (optionally substituted with one or more groups selected from halo or haloalkyl), aralkyl, heterocyclyl, heterocyclylalkyl, heteroaryl or heteroarylalkyl; and each R^{16} is alkyl, haloalkyl, cycloalkyl, cycloalkylalkyl, aryl, aralkyl, heterocyclyl, heterocyclylalkyl, heteroaryl or heteroarylalkyl, and where each of the above substituents is unsubstituted unless otherwise indicated.

"C₁-C₃alkyl" refers to an alkyl radical as defined above containing one to three carbon atoms. The C₁-C₃alkyl radical may be optionally substituted as defined for an alkyl group.

10 "C₁-C₆alkyl" refers to an alkyl radical as defined above containing one to six carbon atoms. The C₁-C₆alkyl radical may be optionally substituted as defined for an alkyl group.

"C₁-C₁₂alkyl" refers to an alkyl radical as defined above containing one to twelve carbon atoms. The C₁-C₁₂alkyl radical may be optionally substituted as defined for an alkyl group.

"C₂-C₆alkyl" refers to an alkyl radical as defined above containing two to six carbon atoms. The C₂-C₆alkyl radical may be optionally substituted as defined for an alkyl group.

20 "C₃-C₆alkyl" refers to an alkyl radical as defined above containing three to six carbon atoms. The C₃-C₆alkyl radical may be optionally substituted as defined for an alkyl group.

"C₃-C₁₂alkyl" refers to an alkyl radical as defined above containing three to twelve carbon atoms. The C₃-C₁₂alkyl radical may be optionally substituted as defined for an alkyl group.

25 "C₆-C₁₂alkyl" refers to an alkyl radical as defined above containing six to twelve carbon atoms. The C₆-C₁₂alkyl radical may be optionally substituted as defined for an alkyl group.

"C₇-C₁₂alkyl" refers to an alkyl radical as defined above containing seven to twelve carbon atoms. The C₇-C₁₂alkyl radical may be optionally substituted as defined for an alkyl group.

30 "Alkenyl" refers to a straight or branched hydrocarbon chain radical group consisting solely of carbon and hydrogen atoms, containing at least one double bond, having from two to twelve carbon atoms, preferably one to eight carbon atoms and which is attached to the rest of the molecule by a single bond, e.g., ethenyl, prop-1-enyl, but-1-enyl, pent-1-enyl, penta-1,4-dienyl, and the like. Unless stated otherwise

specifically in the specification, an alkenyl group may be optionally substituted by one of the following groups: alkyl, alkenyl, halo, haloalkyl, haloalkenyl, cyano, nitro, aryl, aralkyl, cycloalkyl, cycloalkylalkyl, heterocyclyl, heterocyclylalkyl, heteroaryl, heteroarylalkyl, $-OR^{14}$, $-OC(O)-R^{14}$, $-N(R^{14})_2$, $-C(O)R^{14}$, $-C(O)OR^{14}$, $-C(O)N(R^{14})_2$,
 5 $-N(R^{14})C(O)OR^{16}$, $-N(R^{14})C(O)R^{16}$, $-N(R^{14})(S(O)_tR^{16})$ (where t is 1 to 2), $-S(O)_tOR^{16}$ (where t is 1 to 2), $-S(O)_tR^{16}$ (where t is 0 to 2), and $-S(O)_tN(R^{14})_2$ (where t is 1 to 2) where each R^{14} is independently hydrogen, alkyl, haloalkyl, cycloalkyl, cycloalkylalkyl, aryl, aralkyl, heterocyclyl, heterocyclylalkyl, heteroaryl or heteroarylalkyl; and each R^{16} is alkyl, haloalkyl, cycloalkyl, cycloalkylalkyl, aryl, aralkyl, heterocyclyl,
 10 heterocyclylalkyl, heteroaryl or heteroarylalkyl, and where each of the above substituents is unsubstituted.

" C_3 - C_{12} alkenyl" refers to an alkenyl radical as defined above containing three to 12 carbon atoms. The C_3 - C_{12} alkenyl radical may be optionally substituted as defined for an alkenyl group.

15 " C_2 - C_{12} alkenyl" refers to an alkenyl radical as defined above containing two to 12 carbon atoms. The C_2 - C_{12} alkenyl radical may be optionally substituted as defined above for an alkenyl group.

"Alkylene" and "alkylene chain" refer to a straight or branched divalent hydrocarbon chain, linking the rest of the molecule to a radical group, consisting solely
 20 of carbon and hydrogen, containing no unsaturation and having from one to twelve carbon atoms, preferably having from one to eight carbons, e.g., methylene, ethylene, propylene, *n*-butylene, and the like. The alkylene chain may be attached to the rest of the molecule and to the radical group through one carbon within the chain or through any two carbons within the chain. The alkylene chain may be optionally substituted by
 25 one of the following groups: alkyl, alkenyl, halo, haloalkenyl, cyano, nitro, aryl, cycloalkyl, heterocyclyl, heteroaryl, $-OR^{14}$, $-OC(O)-R^{14}$, $-N(R^{14})_2$, $-C(O)R^{14}$, $-C(O)OR^{14}$, $-C(O)N(R^{14})_2$, $-N(R^{14})C(O)OR^{16}$, $-N(R^{14})C(O)R^{16}$, $-N(R^{14})(S(O)_tR^{16})$ (where t is 1 to 2), $-S(O)_tOR^{16}$ (where t is 1 to 2), $-S(O)_tR^{16}$ (where t is 0 to 2), and $-S(O)_tN(R^{14})_2$ (where t is 1 to 2) where each R^{14} is independently hydrogen, alkyl, haloalkyl, cycloalkyl,
 30 cycloalkylalkyl, aryl (optionally substituted with one or more groups selected from halo or haloalkyl), aralkyl, heterocyclyl, heterocyclylalkyl, heteroaryl or heteroarylalkyl; and each R^{16} is alkyl, haloalkyl, cycloalkyl, cycloalkylalkyl, aryl, aralkyl, heterocyclyl, heterocyclylalkyl, heteroaryl or heteroarylalkyl, and where each of the above substituents is unsubstituted unless otherwise indicated.

35 "Alkenylene" and "alkenylene chain" refer to a straight or branched divalent

hydrocarbon chain linking the rest of the molecule to a radical group, consisting solely of carbon and hydrogen, containing at least one double bond and having from two to twelve carbon atoms, *e.g.*, ethenylene, propenylene, *n*-butenylene, and the like. The alkenylene chain is attached to the rest of the molecule through a single bond and to the radical group through a double bond or a single bond. The points of attachment of the alkenylene chain to the rest of the molecule and to the radical group can be through one carbon or any two carbons within the chain. The alkenylene chain may be optionally substituted by one of the following groups: alkyl, alkenyl, halo, haloalkenyl, cyano, nitro, aryl, cycloalkyl, heterocyclyl, heteroaryl, -OR¹⁴, -OC(O)-R¹⁴, -N(R¹⁴)₂, -C(O)R¹⁴, -C(O)OR¹⁴, -C(O)N(R¹⁴)₂, -N(R¹⁴)C(O)OR¹⁶, -N(R¹⁴)C(O)R¹⁶, -N(R¹⁴)(S(O)_tR¹⁶) (where t is 1 to 2), -S(O)_tOR¹⁶ (where t is 1 to 2), -S(O)_tR¹⁶ (where t is 0 to 2), and -S(O)_tN(R¹⁴)₂ (where t is 1 to 2) where each R¹⁴ is independently hydrogen, alkyl, haloalkyl, cycloalkyl, cycloalkylalkyl, aryl (optionally substituted with one or more groups selected from halo or haloalkyl), aralkyl, heterocyclyl, heterocyclylalkyl, heteroaryl or heteroarylalkyl; and each R¹⁶ is alkyl, haloalkyl, cycloalkyl, cycloalkylalkyl, aryl, aralkyl, heterocyclyl, heterocyclylalkyl, heteroaryl or heteroarylalkyl, and where each of the above substituents is unsubstituted unless otherwise indicated.

"Alkylene bridge" refers to a straight or branched divalent hydrocarbon bridge, linking two different carbons of the same ring structure, consisting solely of carbon and hydrogen, containing no unsaturation and having from one to twelve carbon atoms, preferably having from one to eight carbons, *e.g.*, methylene, ethylene, propylene, *n*-butylene, and the like. The alkylene bridge may link any two carbons within the ring structure.

"Alkoxy" refers to a radical of the formula -OR_a where R_a is an alkyl radical as defined above. The alkyl part of the alkoxy radical may be optionally substituted as defined above for an alkyl radical.

"C₁-C₆alkoxy" refers to an alkoxy radical as defined above containing one to six carbon atoms. The alkyl part of the C₁-C₆alkoxy radical may be optionally substituted as defined above for an alkyl group.

"C₁-C₁₂alkoxy" refers to an alkoxy radical as defined above containing one to twelve carbon atoms. The alkyl part of the C₁-C₁₂alkoxy radical may be optionally substituted as defined above for an alkyl group.

"C₃-C₁₂alkoxy" refers to an alkoxy radical as defined above containing three to twelve carbon atoms. The alkyl part of the C₃-C₁₂alkoxy radical may be optionally substituted as defined above for an alkyl group.

"Alkoxyalkyl" refers to a radical of the formula $-R_a-O-R_a$ where each R_a is independently an alkyl radical as defined above. The oxygen atom may be bonded to any carbon in either alkyl radical. Each alkyl part of the alkoxyalkyl radical may be optionally substituted as defined above for an alkyl group.

5 "C₂-C₁₂alkoxyalkyl" refers to an alkoxyalkyl radical as defined above containing two to twelve carbon atoms. Each alkyl part of the C₂-C₁₂alkoxyalkyl radical may be optionally substituted as defined above for an alkyl group.

"C₃alkoxyalkyl" refers to an alkoxyalkyl radical as defined above containing three carbon atoms. Each alkyl part of the C₃alkoxyalkyl radical may be optionally substituted as defined above for an alkyl group.

10

"C₃-C₁₂alkoxyalkyl" refers to an alkoxyalkyl radical as defined above containing three to twelve carbon atoms. Each alkyl part of the C₃-C₁₂alkoxyalkyl radical may be optionally substituted as defined above for an alkyl group.

"Alkylsulfonyl" refers to a radical of the formula $-S(O)_2R_a$ where R_a is an alkyl group as defined above. The alkyl part of the alkylsulfonyl radical may be optionally substituted as defined above for an alkyl group.

15

"C₁-C₆alkylsulfonyl" refers to an alkylsulfonyl radical as defined above having one to six carbon atoms. The C₁-C₆alkylsulfonyl group may be optionally substituted as defined above for an alkylsulfonyl group.

20 "Aryl" refers to aromatic monocyclic or multicyclic hydrocarbon ring system consisting only of hydrogen and carbon and containing from 6 to 19 carbon atoms, preferably 6 to 10 carbon atoms, where the ring system may be partially or fully saturated. Aryl groups include, but are not limited to groups such as fluorenyl, phenyl and naphthyl. Unless stated otherwise specifically in the specification, the term "aryl" or the prefix "ar-" (such as in "aralkyl") is meant to include aryl radicals optionally substituted by one or more substituents selected from the group consisting of alkyl, alkenyl, halo, haloalkyl, haloalkenyl, cyano, nitro, aryl, aralkyl, cycloalkyl, cycloalkylalkyl, heterocyclyl, heterocyclylalkyl, heteroaryl, heteroarylalkyl, $-R^{15}-OR^{14}$, $-R^{15}-OC(O)-R^{14}$, $-R^{15}-N(R^{14})_2$, $-R^{15}-C(O)R^{14}$, $-R^{15}-C(O)OR^{14}$, $-R^{15}-C(O)N(R^{14})_2$, $-R^{15}-N(R^{14})C(O)OR^{16}$, $-R^{15}-N(R^{14})C(O)R^{16}$, $-R^{15}-N(R^{14})(S(O)_tR^{16})$ (where t is 1 to 2), $-R^{15}-S(O)_tOR^{16}$ (where t is 1 to 2), $-R^{15}-S(O)_tR^{16}$ (where t is 0 to 2), and $-R^{15}-S(O)_tN(R^{14})_2$ (where t is 1 to 2) where each R^{14} is independently hydrogen, alkyl, haloalkyl, cycloalkyl, cycloalkylalkyl, aryl, aralkyl, heterocyclyl, heterocyclylalkyl, heteroaryl or heteroarylalkyl; each R^{15} is independently a direct bond or a straight or branched alkylene or alkenylene chain; and each R^{16} is alkyl, haloalkyl, cycloalkyl,

25

30

35

cycloalkylalkyl, aryl, aralkyl, heterocyclyl, heterocyclylalkyl, heteroaryl or heteroarylalkyl, and where each of the above substituents is unsubstituted.

"Aralkyl" refers to a radical of the formula $-R_aR_b$ where R_a is an alkyl radical as defined above and R_b is one or more aryl radicals as defined above, e.g., benzyl, diphenylmethyl and the like. The aryl part of the aralkyl radical may be optionally substituted as described above for an aryl group. The alkyl part of the aralkyl radical may be optionally substituted as defined above for an alkyl group.

" C_7 - C_{12} aralkyl" refers to an aralkyl group as defined above containing seven to twelve carbon atoms. The aryl part of the C_7 - C_{12} aralkyl radical may be optionally substituted as described above for an aryl group. The alkyl part of the C_7 - C_{12} aralkyl radical may be optionally substituted as defined above for an alkyl group.

" C_7 - C_{19} aralkyl" refers to an aralkyl group as defined above containing seven to nineteen carbon atoms. The aryl part of the C_7 - C_{19} aralkyl radical may be optionally substituted as described above for an aryl group. The alkyl part of the C_7 - C_{19} aralkyl radical may be optionally substituted as defined above for an alkyl group.

" C_{13} - C_{19} aralkyl" refers to an aralkyl group as defined above containing thirteen to nineteen carbon atoms. The aryl part of the C_{13} - C_{19} aralkyl radical may be optionally substituted as described above for an aryl group. The alkyl part of the C_{13} - C_{19} aralkyl radical may be optionally substituted as defined above for an alkyl group.

"Aralkenyl" refers to a radical of the formula $-R_cR_b$ where R_c is an alkenyl radical as defined above and R_b is one or more aryl radicals as defined above, which may be optionally substituted as described above. The aryl part of the aralkenyl radical may be optionally substituted as described above for an aryl group. The alkenyl part of the aralkenyl radical may be optionally substituted as defined above for an alkenyl group.

"Aryloxy" refers to a radical of the formula $-OR_b$ where R_b is an aryl group as defined above. The aryl part of the aryloxy radical may be optionally substituted as defined above.

"Aryl- C_1 - C_6 alkyl" refers to a radical of the formula $-R_hR_i$ where R_h is an unbranched alkyl radical having one to six carbons and R_i is an aryl group attached to the terminal carbon of the alkyl radical.

"Cycloalkyl" refers to a stable non-aromatic monocyclic or bicyclic hydrocarbon radical consisting solely of carbon and hydrogen atoms, having from three to fifteen carbon atoms, preferably having from three to twelve carbon atoms, and which is saturated or unsaturated and attached to the rest of the molecule by a single bond, e.g., cyclopropyl, cyclobutyl, cyclopentyl, cyclohexyl, decalinyl and the like. Unless

otherwise stated specifically in the specification, the term "cycloalkyl" is meant to include cycloalkyl radicals which are optionally substituted by one or more substituents selected from the group consisting of alkyl, alkenyl, halo, haloalkyl, haloalkenyl, cyano, nitro, aryl, aralkyl, cycloalkyl, cycloalkylalkyl, heterocyclyl, heterocyclylalkyl, heteroaryl, heteroarylalkyl, -R¹⁵-OR¹⁴, -R¹⁵-OC(O)-R¹⁴, -R¹⁵-N(R¹⁴)₂, -R¹⁵-C(O)R¹⁴, -R¹⁵-C(O)OR¹⁴,
 5 -R¹⁵-C(O)N(R¹⁴)₂, -R¹⁵-N(R¹⁴)C(O)OR¹⁶, -R¹⁵-N(R¹⁴)C(O)R¹⁶, -R¹⁵-N(R¹⁴)(S(O)_tR¹⁶)
 (where t is 1 to 2), -R¹⁵-S(O)_tOR¹⁶ (where t is 1 to 2), -R¹⁵-S(O)_tR¹⁶ (where t is 0 to 2),
 and -R¹⁵-S(O)_tN(R¹⁴)₂ (where t is 1 to 2) where each R¹⁴ is independently hydrogen, alkyl, haloalkyl, cycloalkyl, cycloalkylalkyl, aryl, aralkyl, heterocyclyl, heterocyclylalkyl,
 10 heteroaryl or heteroarylalkyl; each R¹⁵ is independently a direct bond or a straight or branched alkylene or alkenylene chain; and each R¹⁶ is alkyl, haloalkyl, cycloalkyl, cycloalkylalkyl, aryl, aralkyl, heterocyclyl, heterocyclylalkyl, heteroaryl or heteroarylalkyl, and where each of the above substituents is unsubstituted.

"C₃-C₆cycloalkyl" refers to a cycloalkyl radical as defined above having three to
 15 six carbon atoms. The C₃-C₆cycloalkyl radical may be optionally substituted as defined above for a cycloalkyl group.

"C₃-C₁₂cycloalkyl" refers to a cycloalkyl radical as defined above having three to
 twelve carbon atoms. The C₃-C₁₂cycloalkyl radical may be optionally substituted as defined above for a cycloalkyl group.

20 "Cycloalkylalkyl" refers to a radical of the formula -R_aR_d where R_a is an alkyl radical as defined above and R_d is a cycloalkyl radical as defined above. The cycloalkyl part of the cycloalkyl radical may be optionally substituted as defined above for an cycloalkyl radical. The alkyl part of the cycloalkyl radical may be optionally substituted as defined above for an alkyl radical.

25 "C₄-C₁₂cycloalkylalkyl" refers to a cycloalkylalkyl radical as defined above having four to twelve carbon atoms. The C₄-C₁₂cycloalkylalkyl radical may be optionally substituted as defined above for a cycloalkylalkyl group.

"Halo" refers to bromo, chloro, fluoro or iodo.

30 "Haloalkyl" refers to an alkyl radical, as defined above, that is substituted by one or more halo radicals, as defined above, e.g., trifluoromethyl, difluoromethyl, trichloromethyl, 2,2,2-trifluoroethyl, 1-fluoromethyl-2-fluoroethyl, 3-bromo-2-fluoropropyl, 1-bromomethyl-2-bromoethyl, and the like. The alkyl part of the haloalkyl radical may be optionally substituted as defined above for an alkyl group.

35 "Haloalkenyl" refers to an alkenyl radical, as defined above, that is substituted by one or more halo radicals, as defined above, e.g., 2-bromoethenyl, 3-bromoprop-1-

enyl, and the like. The alkenyl part of the haloalkenyl radical may be optionally substituted as defined above for an alkyl group.

"Heterocyclyl" refers to a stable 3- to 18-membered non-aromatic ring radical which consists of carbon atoms and from one to five heteroatoms selected from the group consisting of nitrogen, oxygen and sulfur. For purposes of this invention, the heterocyclyl radical may be a monocyclic, bicyclic, tricyclic or tetracyclic ring system, which may include fused or bridged ring systems; and the nitrogen, carbon or sulfur atoms in the heterocyclyl radical may be optionally oxidized; the nitrogen atom may be optionally quaternized; and the heterocyclyl radical may be partially or fully saturated.

Examples of such heterocyclyl radicals include, but are not limited to, dioxolanyl, decahydroisoquinolyl, imidazolanyl, imidazolidinyl, isothiazolidinyl, isoxazolidinyl, morpholanyl, octahydroindolyl, octahydroisoindolyl, 2-oxopiperazinyl, 2-oxopiperidinyl, 2-oxopyrrolidinyl, oxazolidinyl, piperidinyl, piperazinyl, 4-piperidonyl, pyrrolidinyl, pyrazolidinyl, thiazolidinyl, tetrahydrofuryl, trithianyl, tetrahydropyranyl, thiomorpholanyl, thiamorpholanyl, 1-oxo-thiomorpholanyl, and 1,1-dioxo-thiomorpholanyl. Unless stated otherwise specifically in the specification, the term "heterocyclyl" is meant to include heterocyclyl radicals as defined above which are optionally substituted by one or more substituents selected from the group consisting of alkyl, alkenyl, halo, haloalkyl, haloalkenyl, cyano, oxo, thioxo, nitro, aryl, aralkyl, cycloalkyl, cycloalkylalkyl, heterocyclyl, heterocyclylalkyl, heteroaryl, heteroarylalkyl, $-R^{15}-OR^{14}$, $-R^{15}-OC(O)-R^{14}$, $-R^{15}-N(R^{14})_2$, $-R^{15}-C(O)R^{14}$, $-R^{15}-C(O)OR^{14}$, $-R^{15}-C(O)N(R^{14})_2$, $-R^{15}-N(R^{14})C(O)OR^{16}$, $-R^{15}-N(R^{14})C(O)R^{16}$, $-R^{15}-N(R^{14})(S(O)_tR^{16})$ (where t is 1 to 2), $-R^{15}-S(O)_tOR^{16}$ (where t is 1 to 2), $-R^{15}-S(O)_tR^{16}$ (where t is 0 to 2), and $-R^{15}-S(O)_tN(R^{14})_2$ (where t is 1 to 2) where each R^{14} is independently hydrogen, alkyl, alkenyl, haloalkyl, cycloalkyl, cycloalkylalkyl, aryl, aralkyl, heterocyclyl, heterocyclylalkyl, heteroaryl or heteroarylalkyl; each R^{15} is independently a direct bond or a straight or branched alkylene or alkenylene chain; and each R^{16} is alkyl, alkenyl, haloalkyl, cycloalkyl, cycloalkylalkyl, aryl, aralkyl, heterocyclyl, heterocyclylalkyl, heteroaryl or heteroarylalkyl, and where each of the above substituents is unsubstituted.

" C_3-C_{12} heterocyclyl" refers to a heterocyclyl radical as defined above having three to twelve carbons. The C_3-C_{12} heterocyclyl may be optionally substituted as defined above for a heterocyclyl group.

"Heterocyclylalkyl" refers to a radical of the formula $-R_aR_e$ where R_a is an alkyl radical as defined above and R_e is a heterocyclyl radical as defined above, and if the heterocyclyl is a nitrogen-containing heterocyclyl, the heterocyclyl may be attached to

the alkyl radical at the nitrogen atom. The alkyl part of the heterocyclalkyl radical may be optionally substituted as defined above for an alkyl group. The heterocycl part of the heterocyclalkyl radical may be optionally substituted as defined above for a heterocycl group.

5 "C₃-C₁₂heterocyclalkyl" refers to a heterocyclalkyl radical as defined above having three to twelve carbons. The C₃-C₁₂heterocyclalkyl radical may be optionally substituted as defined above for a heterocyclalkyl group.

"Heteroaryl" refers to a 5- to 18-membered aromatic ring radical which consists of carbon atoms and from one to five heteroatoms selected from the group consisting
 10 of nitrogen, oxygen and sulfur. For purposes of this invention, the heteroaryl radical may be a monocyclic, bicyclic, tricyclic or tetracyclic ring system, which may include fused or bridged ring systems; and the nitrogen, carbon or sulfur atoms in the heteroaryl radical may be optionally oxidized; the nitrogen atom may be optionally quaternized. Examples include, but are not limited to, azepinyl, acridinyl,
 15 benzimidazolyl, benzthiazolyl, benzindolyl, benzothiadiazolyl, benzonaphthofuranyl, benzoxazolyl, benzodioxolyl, benzodioxinyl, benzopyranyl, benzopyranonyl, benzofuranyl, benzofuranonyl, benzothienyl (benzothiophenyl), benzotriazolyl, benzo[4,6]imidazo[1,2-a]pyridinyl, carbazolyl, cinnolinyl, dibenzofuranyl, furanyl, furanonyl, isothiazolyl, imidazolyl, indolyl, indazolyl, isoindolyl, indolinyl, isoindolinyl,
 20 indoliziny, isoxazolyl, naphthyridinyl, oxadiazolyl, 2-oxoazepinyl, oxazolyl, oxiranyl, phenazinyl, phenothiazinyl, phenoxazinyl, phthalazinyl, pteridinyl, purinyl, pyrrolyl, pyrazolyl, pyridinyl, pyrazinyl, pyrimidinyl, pyridazinyl, quinazolinyl, quinoxalinyl, quinolinyl, quinuclidinyl, isoquinolinyl, thiazolyl, thiadiazolyl, triazolyl, tetrazolyl, triazinyl, and thiophenyl. Unless stated otherwise specifically in the specification, the
 25 term "heteroaryl" is meant to include heteroaryl radicals as defined above which are optionally substituted by one or more substituents selected from the group consisting of alkyl, alkenyl, halo, haloalkyl, haloalkenyl, cyano, oxo, thioxo, nitro, aryl, aralkyl, cycloalkyl, cycloalkylalkyl, heterocycl, heterocyclalkyl, heteroaryl, heteroarylalkyl, -R¹⁵-OR¹⁴, -R¹⁵-OC(O)-R¹⁴, -R¹⁵-N(R¹⁴)₂, -R¹⁵-C(O)R¹⁴, -R¹⁵-C(O)OR¹⁴,
 30 -R¹⁵-C(O)N(R¹⁴)₂, -R¹⁵-N(R¹⁴)C(O)OR¹⁶, -R¹⁵-N(R¹⁴)C(O)R¹⁶, -R¹⁵-N(R¹⁴)(S(O)_tR¹⁶) (where t is 1 to 2), -R¹⁵-S(O)_tOR¹⁶ (where t is 1 to 2), -R¹⁵-S(O)_tR¹⁶ (where t is 0 to 2), and -R¹⁵-S(O)_tN(R¹⁴)₂ (where t is 1 to 2) where each R¹⁴ is independently hydrogen, alkyl, alkenyl, haloalkyl, cycloalkyl, cycloalkylalkyl, aryl, aralkyl, heterocycl, heterocyclalkyl, heteroaryl or heteroarylalkyl; each R¹⁵ is independently a direct bond
 35 or a straight or branched alkylene or alkenylene chain; and each R¹⁶ is alkyl, alkenyl,

haloalkyl, cycloalkyl, cycloalkylalkyl, aryl, aralkyl, heterocyclyl, heterocyclalkyl, heteroaryl or heteroarylalkyl, and where each of the above substituents is unsubstituted.

"C₁-C₁₂heteroaryl" refers to a heteroaryl radical as defined above having one to
5 twelve carbon atoms. The C₁-C₁₂heteroaryl group may be optionally substituted as defined above for a heteroaryl group.

"C₅-C₁₂heteroaryl" refers to a heteroaryl radical as defined above having five to twelve carbon atoms. The C₅-C₁₂heteroaryl group may be optionally substituted as defined above for a heteroaryl group.

10 "Heteroarylalkyl" refers to a radical of the formula -R_aR_f where R_a is an alkyl radical as defined above and R_f is a heteroaryl radical as defined above. The heteroaryl part of the heteroarylalkyl radical may be optionally substituted as defined above for a heteroaryl group. The alkyl part of the heteroarylalkyl radical may be optionally substituted as defined above for an alkyl group.

15 "C₃-C₁₂heteroarylalkyl" refers to a heteroarylalkyl radical as defined above having three to twelve carbon atoms. The C₃-C₁₂heteroarylalkyl group may be optionally substituted as defined above for a heteroarylalkyl group.

"Heteroarylcycloalkyl" refers to a radical of the formula -R_dR_f where R_d is a cycloalkyl radical as defined above and R_f is a heteroaryl radical as defined above.
20 The cycloalkyl part of the heteroarylcycloalkyl radical may be optionally substituted as defined above for a cycloalkyl group. The heteroaryl part of the heteroarylcycloalkyl radical may be optionally substituted as defined above for a heteroaryl group.

"Heteroarylalkenyl" refers to a radical of the formula -R_bR_f where R_b is an alkenyl radical as defined above and R_f is a heteroaryl radical as defined above. The
25 heteroaryl part of the heteroarylalkenyl radical may be optionally substituted as defined above for a heteroaryl group. The alkenyl part of the heteroarylalkenyl radical may be optionally substituted as defined above for an alkenyl group.

"Hydroxyalkyl" refers to a radical of the formula -R_a-OH where R_a is an alkyl radical as defined above. The hydroxy group may be attached to the alkyl radical on
30 any carbon within the alkyl radical. The alkyl part of the hydroxyalkyl group may be optionally substituted as defined above for an alkyl group.

"C₂-C₁₂hydroxyalkyl" refers to a hydroxyalkyl radical as defined above containing two to twelve carbon atoms. The alkyl part of the C₂-C₁₂hydroxyalkyl radical may be optionally substituted as defined above for an alkyl group.

35 "C₃-C₁₂hydroxyalkyl" refers to a hydroxyalkyl radical as defined above

containing three to twelve carbon atoms. The alkyl part of the C₃-C₁₂hydroxyalkyl radical may be optionally substituted as defined above for an alkyl group.

"C₇-C₁₂hydroxyalkyl" refers to a hydroxyalkyl radical as defined above containing seven to twelve carbon atoms. The alkyl part of the C₇-C₁₂hydroxyalkyl radical may be optionally substituted as defined above for an alkyl group.

"Hydroxyalkenyl" refers to a radical of the formula -R_c-OH where R_c is an alkenyl radical as defined above. The hydroxy group may be attached to the alkenyl radical on any carbon within the alkenyl radical. The alkenyl part of the hydroxyalkenyl group may be optionally substituted as defined above for an alkenyl group.

10 "C₂-C₁₂hydroxyalkenyl" refers to a hydroxyalkenyl radical as defined above containing two to twelve carbon atoms. The alkenyl part of the C₂-C₁₂hydroxyalkenyl radical may be optionally substituted as defined above for an alkenyl group.

"C₃-C₁₂hydroxyalkenyl" refers to a hydroxyalkenyl radical as defined above containing three to twelve carbon atoms. The alkenyl part of the C₃-C₁₂hydroxyalkenyl radical may be optionally substituted as defined above for an alkenyl group.

15 "Hydroxyl-C₁-C₆-alkyl" refers to a radical of the formula -R_n-OH where R_n is an unbranched alkyl radical having one to six carbons and the hydroxy radical is attached to the terminal carbon.

"Trihaloalkyl" refers to an alkyl radical, as defined above, that is substituted by three halo radicals, as defined above, e.g., trifluoromethyl. The alkyl part of the trihaloalkyl radical may be optionally substituted as defined above for an alkyl group.

"C₁-C₆trihaloalkyl" refers to a trihaloalkyl radical as defined above having one to six carbon atoms. The C₁-C₆trihaloalkyl may be optionally substituted as defined above for a trihaloalkyl group.

25 "Trihaloalkoxy" refers to a radical of the formula -OR_g where R_g is a trihaloalkyl group as defined above. The trihaloalkyl part of the trihaloalkoxy group may be optionally substituted as defined above for a trihaloalkyl group.

"C₁-C₆trihaloalkoxy" refers to a trihaloalkoxy radical as defined above having one to six carbon atoms. The C₁-C₆trihaloalkoxy group may be optionally substituted as defined above for a trihaloalkoxy group.

30 "A multi-ring structure" refers to a multicyclic ring system comprised of two to four rings wherein the rings are independently selected from cycloalkyl, aryl, heterocyclyl or heteroaryl as defined above. Each cycloalkyl may be optionally substituted as defined above for a cycloalkyl group. Each aryl may be optionally substituted as defined above for an aryl group. Each heterocyclyl may be optionally

substituted as defined above for a heterocyclyl group. Each heteroaryl may be optionally substituted as defined above for a heteroaryl group. The rings may be attached to other through direct bonds or some or all of the rings may be fused to each other. Examples include, but are not limited to a cycloalkyl radical substituted by aryl group; a cycloalkyl group substituted by an aryl group, which, in turn, is substituted by another aryl group; and so forth.

"Prodrugs" is meant to indicate a compound that may be converted under physiological conditions or by solvolysis to a biologically active compound of the invention. Thus, the term "prodrug" refers to a metabolic precursor of a compound of the invention that is pharmaceutically acceptable. A prodrug may be inactive when administered to a subject in need thereof, but is converted *in vivo* to an active compound of the invention. Prodrugs are typically rapidly transformed *in vivo* to yield the parent compound of the invention, for example, by hydrolysis in blood. The prodrug compound often offers advantages of solubility, tissue compatibility or delayed release in a mammalian organism (see, Bundgard, H., Design of Prodrugs (1985), pp. 7-9, 21-24 (Elsevier, Amsterdam).

A discussion of prodrugs is provided in Higuchi, T., *et al.*, "Pro-drugs as Novel Delivery Systems," A.C.S. Symposium Series, Vol. 14, and in Bioreversible Carriers in Drug Design, ed. Edward B. Roche, American Pharmaceutical Association and Pergamon Press, 1987, both of which are incorporated in full by reference herein.

The term "prodrug" is also meant to include any covalently bonded carriers which release the active compound of the invention *in vivo* when such prodrug is administered to a mammalian subject. Prodrugs of a compound of the invention may be prepared by modifying functional groups present in the compound of the invention in such a way that the modifications are cleaved, either in routine manipulation or *in vivo*, to the parent compound of the invention. Prodrugs include compounds of the invention wherein a hydroxy, amino or mercapto group is bonded to any group that, when the prodrug of the compound of the invention is administered to a mammalian subject, cleaves to form a free hydroxy, free amino or free mercapto group, respectively. Examples of prodrugs include, but are not limited to, acetate, formate and benzoate derivatives of alcohol or amine functional groups in the compounds of the invention and the like.

"Stable compound" and "stable structure" are meant to indicate a compound that is sufficiently robust to survive isolation to a useful degree of purity from a reaction mixture, and formulation into an efficacious therapeutic agent.

"Mammal" includes humans and domestic animals, such as cats, dogs, swine,

cattle, sheep, goats, horses, rabbits, and the like.

"Optional" or "optionally" means that the subsequently described event of circumstances may or may not occur, and that the description includes instances where said event or circumstance occurs and instances in which it does not. For example,

5 "optionally substituted aryl" means that the aryl radical may or may not be substituted and that the description includes both substituted aryl radicals and aryl radicals having no substitution.

"Pharmaceutically acceptable carrier, diluent or excipient" includes without limitation any adjuvant, carrier, excipient, glidant, sweetening agent, diluent, preservative,
10 dye/colorant, flavor enhancer, surfactant, wetting agent, dispersing agent, suspending agent, stabilizer, isotonic agent, solvent, or emulsifier which has been approved by the United States Food and Drug Administration as being acceptable for use in humans or domestic animals.

"Pharmaceutically acceptable salt" includes both acid and base addition salts.

15 "Pharmaceutically acceptable acid addition salt" refers to those salts which retain the biological effectiveness and properties of the free bases, which are not biologically or otherwise undesirable, and which are formed with inorganic acids such as, but not limited to, hydrochloric acid, hydrobromic acid, sulfuric acid, nitric acid, phosphoric acid and the like, and organic acids such as, but not limited to, acetic acid, 2,2-dichloroacetic acid,
20 adipic acid, alginic acid, ascorbic acid, aspartic acid, benzenesulfonic acid, benzoic acid, 4-acetamidobenzoic acid, camphoric acid, camphor-10-sulfonic acid, capric acid, caproic acid, caprylic acid, carbonic acid, cinnamic acid, citric acid, cyclamic acid, dodecylsulfuric acid, ethane-1,2-disulfonic acid, ethanesulfonic acid, 2-hydroxyethanesulfonic acid, formic acid, fumaric acid, galactaric acid, gentisic acid, glucoheptonic acid, gluconic acid,
25 glucuronic acid, glutamic acid, glutaric acid, 2-oxo-glutaric acid, glycerophosphoric acid, glycolic acid, hippuric acid, isobutyric acid, lactic acid, lactobionic acid, lauric acid, maleic acid, malic acid, malonic acid, mandelic acid, methanesulfonic acid, mucic acid, naphthalene-1,5-disulfonic acid, naphthalene-2-sulfonic acid, 1-hydroxy-2-naphthoic acid, nicotinic acid, oleic acid, orotic acid, oxalic acid, palmitic acid, pamoic acid, propionic acid,
30 pyroglutamic acid, pyruvic acid, salicylic acid, 4-aminosalicylic acid, sebacic acid, stearic acid, succinic acid, tartaric acid, thiocyanic acid, *p*-toluenesulfonic acid, trifluoroacetic acid, undecylenic acid, and the like.

"Pharmaceutically acceptable base addition salt" refers to those salts which retain the biological effectiveness and properties of the free acids, which are not biologically or
35 otherwise undesirable. These salts are prepared from addition of an inorganic base or an

organic base to the free acid. Salts derived from inorganic bases include, but are not limited to, the sodium, potassium, lithium, ammonium, calcium, magnesium, iron, zinc, copper, manganese, aluminum salts and the like. Preferred inorganic salts are the ammonium, sodium, potassium, calcium, and magnesium salts. Salts derived from
5 organic bases include, but are not limited to, salts of primary, secondary, and tertiary amines, substituted amines including naturally occurring substituted amines, cyclic amines and basic ion exchange resins, such as ammonia, isopropylamine, trimethylamine, diethylamine, triethylamine, tripropylamine, diethanolamine, ethanolamine, deanol, 2-dimethylaminoethanol, 2-diethylaminoethanol,
10 dicyclohexylamine, lysine, arginine, histidine, caffeine, procaine, hydrabamine, choline, betaine, benethamine, benzathine, ethylenediamine, glucosamine, methylglucamine, theobromine, triethanolamine, tromethamine, purines, piperazine, piperidine, *N*-ethylpiperidine, polyamine resins and the like. Particularly preferred organic bases are isopropylamine, diethylamine, ethanolamine, trimethylamine, dicyclohexylamine, choline
15 and caffeine.

Often crystallizations produce a solvate of the compound of the invention. As used herein, the term "solvate" refers to an aggregate that comprises one or more molecules of a compound of the invention with one or more molecules of solvent. The solvent may be water, in which case the solvate may be a hydrate. Alternatively, the
20 solvent may be an organic solvent. Thus, the compounds of the present invention may exist as a hydrate, including a monohydrate, dihydrate, hemihydrate, sesquihydrate, trihydrate, tetrahydrate and the like, as well as the corresponding solvated forms. The compound of the invention may be true solvates, while in other cases, the compound of the invention may merely retain adventitious water or be a mixture of water plus
25 some adventitious solvent.

A "pharmaceutical composition" refers to a formulation of a compound of the invention and a medium generally accepted in the art for the delivery of the biologically active compound to mammals, e.g., humans. Such a medium includes all pharmaceutically acceptable carriers, diluents or excipients therefor.

30 "Therapeutically effective amount" refers to that amount of a compound of the invention which, when administered to a mammal, preferably a human, is sufficient to effect treatment, as defined below, of an SCD-mediated disease or condition in the mammal, preferably a human. The amount of a compound of the invention which constitutes a "therapeutically effective amount" will vary depending on the compound, the
35 condition and its severity, and the age of the mammal to be treated, but can be

determined routinely by one of ordinary skill in the art having regard to his own knowledge and to this disclosure.

"Treating" or "treatment" as used herein covers the treatment of the disease or condition of interest in a mammal, preferably a human, having the disease or disorder of interest, and includes:

- (i) preventing the disease or condition from occurring in a mammal, in particular, when such mammal is predisposed to the condition but has not yet been diagnosed as having it;
- (ii) inhibiting the disease or condition, *i.e.*, arresting its development; or
- (iii) relieving the disease or condition, *i.e.*, causing regression of the disease or condition.

As used herein, the terms "disease" and "condition" may be used interchangeably or may be different in that the particular malady or condition may not have a known causative agent (so that etiology has not yet been worked out) and it is therefore not yet recognized as a disease but only as an undesirable condition or syndrome, wherein a more or less specific set of symptoms have been identified by clinicians.

The compounds of the invention, or their pharmaceutically acceptable salts may contain one or more asymmetric centers and may thus give rise to enantiomers, diastereomers, and other stereoisomeric forms that may be defined, in terms of absolute stereochemistry, as (*R*)- or (*S*)- or, as (*D*)- or (*L*)- for amino acids. The present invention is meant to include all such possible isomers, as well as their racemic and optically pure forms. Optically active (+) and (-), (*R*)- and (*S*)-, or (*D*)- and (*L*)- isomers may be prepared using chiral synthons or chiral reagents, or resolved using conventional techniques, such as HPLC using a chiral column. When the compounds described herein contain olefinic double bonds or other centers of geometric asymmetry, and unless specified otherwise, it is intended that the compounds include both *E* and *Z* geometric isomers. Likewise, all tautomeric forms are also intended to be included.

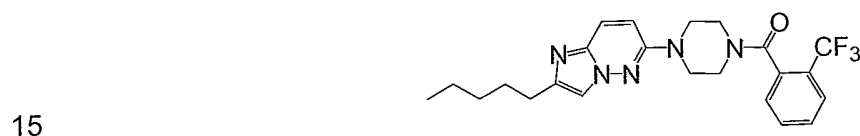
A "stereoisomer" refers to a compound made up of the same atoms bonded by the same bonds but having different three-dimensional structures, which are not interchangeable. The present invention contemplates various stereoisomers and mixtures thereof and includes "enantiomers", which refers to two stereoisomers whose molecules are nonsuperimposable mirror images of one another.

A "tautomer" refers to a proton shift from one atom of a molecule to another

atom of the same molecule. The present invention includes tautomers of any said compounds.

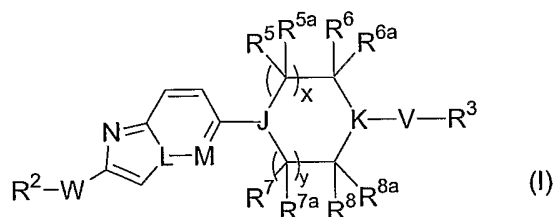
The chemical naming protocol and structure diagrams used herein employ and rely the chemical naming features as utilized by Chemdraw version 7.0.1 (available
 5 from Cambridgesoft Corp., Cambridge, MA). For complex chemical names employed herein, a substituent group is named before the group to which it attaches. For example, cyclopropylethyl comprises an ethyl backbone with cyclopropyl substituent. In chemical structure diagrams, all bonds are identified, except for some carbon atoms
 10 which are assumed to be bonded to sufficient hydrogen atoms to complete the valency.

For example, a compound of formula (I) wherein x and y are each 1; J and K are both N; L is N; M is -N=; W is a direct bond; V is -C(O)-; R² is *n*-pentyl; R³ is 2-trifluoromethylphenyl; and R⁵, R^{5a}, R⁶, R^{6a}, R⁷, R^{7a}, R⁸ and R^{8a} are each hydrogen, *i.e.*, a compound of the following formula:



is named herein as [4-(2-Pentylimidazo[1,2-b]pyridazin-6-yl)piperazin-1-yl](2-trifluoromethylphenyl) methanone.

Certain radical groups of the compounds of the invention are depicted herein as linkages between two parts of the compounds of the invention. For example, in the
 20 following formula (I):



W is described, for example, as being -N(R¹)C(O)-, -C(O)N(R¹)-, or -N(R¹)C(O)N(R¹)-; and V is described, for example, as being -C(O)- or -C(S)-. This description is meant
 25 to describe a W group attached to the R² group as follows: R²-N(R¹)C(O)-, R²-C(O)N(R¹)-, or R²-N(R¹)C(O)N(R¹)-; and a V group attached to the R³ group as follows: -C(O)-R³ or -C(S)-R³. In other words, the descriptions of the W and V linkage groups are meant to be read from left to right in view of formula (I) as depicted above.

6-[4-(5-Fluoro-2-trifluoromethylbenzoyl)-piperazin-1-yl]-imidazo[1,2-b]pyridazine-2-carboxylic acid [2-(4-fluoro-phenyl)ethyl]amide;

6-[4-(5-Fluoro-2-trifluoromethylbenzoyl)-piperazin-1-yl]-imidazo[1,2-b]pyridazine-2-carboxylic acid 4-fluorobenzylamide;

5 6-[4-(5-Fluoro-2-trifluoromethylbenzoyl)-piperazin-1-yl]-imidazo[1,2-b]pyridazine-2-carboxylic acid (3-cyclopropylpropyl)amide;

6-[4-(2-Trifluoromethyl-benzoyl)-piperazin-1-yl]-imidazo[1,2-b]pyridazine-2-carboxylic acid pentylamide;

10 6-[4-(2-Trifluoromethyl-benzoyl)-piperazin-1-yl]-imidazo[1,2-b]pyridazine-2-carboxylic acid butylamide;

6-[4-(2-Trifluoromethyl-benzoyl)-piperazin-1-yl]-imidazo[1,2-b]pyridazine-2-carboxylic acid (5-chloro-pyridin-2-yl)-amide;

6-[4-(2-Trifluoromethyl-benzoyl)-piperazin-1-yl]-imidazo[1,2-b]pyridazine-2-carboxylic acid 4-fluoro-benzylamide;

15 6-[4-(2-Trifluoromethyl-benzoyl)-piperazin-1-yl]-imidazo[1,2-b]pyridazine-2-carboxylic acid (4-fluoro-phenyl)-amide;

6-[4-(5-Fluoro-2-trifluoromethyl-benzoyl)-piperazin-1-yl]-imidazo[1,2-b]pyridazine-2-carboxylic acid hexylamide; and

20 6-[4-(5-Fluoro-2-trifluoromethyl-benzoyl)-piperazin-1-yl]-imidazo[1,2-b]pyridazine-2-carboxylic acid butylamide.

Of the subgroup of compounds above, another set of compounds includes those compounds where W is a direct bond and V is -C(O)-.

Specific embodiments of this set of compounds include, but are not limited to, the following compounds:

25 [4-(2-Ethylimidazo[1,2-b]pyridazin-6-yl)piperazin-1-yl](2-trifluoromethyl-phenyl)methanone;

[4-(2-Pentylimidazo[1,2-b]pyridazin-6-yl)piperazin-1-yl](2-trifluoromethyl-phenyl)methanone; and

30 [4-(2-Butylimidazo[1,2-b]pyridazin-6-yl)piperazin-1-yl](2-trifluoromethyl-phenyl)methanone.

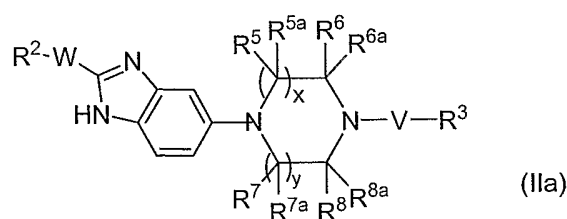
In another embodiment of the invention, a group of compounds of formula (I) is directed to compounds where K is C(R¹¹) and V is -N(R¹)-, -N(R¹)C(O)-, -C(O)-, -C(O)O-, -C(S)-, -C(O)N(R¹)-, -S(O)_p- (where p is 1 or 2), -S(O)_pN(R¹)- (where p is 1 or 2), or -C(R¹⁰)H-.

35 In yet another embodiment of the invention, a group of compounds of formula

(I) is directed to compounds where K is N and V is -C(O)-, -C(O)O-, -C(S)-, -C(O)N(R¹)-, -S(O)_p- (where p is 1 or 2), -S(O)_pN(R¹)- (where p is 1 or 2), or -C(R¹⁰)H-.

In yet another embodiment of the invention, a group of compounds of formula (II) as set forth above in the Summary of the Invention is directed to compounds where
 5 A and E are each independently NH depending on the resonance requirement of the ring.

In yet another embodiment of the invention, a group of compounds of formula (II) as set forth above in the Summary of the Invention is directed to the compounds of the following formula (IIa):



10

wherein x and y are each independently 1, 2 or 3;

W is a direct bond, -N(R¹)C(O)-, -C(O)N(R¹)-, -OC(O)N(R¹)-, -N(R¹)C(O)N(R¹)-, -O-, -N(R¹)-, -S(O)_t- (where t is 0, 1 or 2), -N(R¹)S(O)_p- (where p is 1 or 2), -S(O)_pN(R¹)- (where p is 1 or 2), -C(O)-, -OS(O)₂N(R¹)-, -OC(O)-, -C(O)O-, -N(R¹)C(O)O- or -C(R¹)₂-;

15 V is -N(R¹)-, -N(R¹)C(O)-, -C(O)-, -C(O)O-, -C(S)-, -C(O)N(R¹)-, -S(O)_p- (where p is 1 or 2), -S(O)_pN(R¹)- (where p is 1 or 2), or -C(R¹⁰)H-;

each R¹ is independently selected from the group consisting of hydrogen, C₁-C₁₂alkyl, C₂-C₁₂hydroxyalkyl, C₄-C₁₂cycloalkylalkyl and C₇-C₁₉aralkyl;

R² is selected from the group consisting of C₁-C₁₂alkyl, C₂-C₁₂alkenyl, C₂-C₁₂hydroxyalkyl, C₂-C₁₂hydroxyalkenyl, C₂-C₁₂alkoxyalkyl, C₃-C₁₂cycloalkyl, C₄-C₁₂cycloalkylalkyl, aryl, C₇-C₁₉aralkyl, C₃-C₁₂heterocyclyl, C₃-C₁₂heterocyclylalkyl, C₁-C₁₂heteroaryl, and C₃-C₁₂heteroarylalkyl;

or R² is a multi-ring structure having 2 to 4 rings wherein the rings are independently selected from the group consisting of cycloalkyl, heterocyclyl, aryl and heteroaryl and where some or all of the rings may be fused to each other;

R³ is selected from the group consisting of C₁-C₁₂alkyl, C₂-C₁₂alkenyl, C₂-C₁₂hydroxyalkyl, C₂-C₁₂hydroxyalkenyl, C₂-C₁₂alkoxyalkyl, C₃-C₁₂cycloalkyl, C₄-C₁₂cycloalkylalkyl, aryl, C₇-C₁₉aralkyl, C₃-C₁₂heterocyclyl, C₃-C₁₂heterocyclylalkyl, C₁-C₁₂heteroaryl and C₃-C₁₂heteroarylalkyl;

30 or R³ is a multi-ring structure having 2 to 4 rings wherein the rings are

independently selected from the group consisting of cycloalkyl, heterocyclyl, aryl and heteroaryl and where some or all of the rings may be fused to each other;

R^5 , R^{5a} , R^6 , R^{6a} , R^7 , R^{7a} , R^8 and R^{8a} are each independently selected from hydrogen or C₁-C₃alkyl;

5 or R^5 and R^{5a} together, R^6 and R^{6a} together, or R^7 and R^{7a} together, or R^8 and R^{8a} together are an oxo group, provided that when V is -C(O)-, R^6 and R^{6a} together or R^8 and R^{8a} together do not form an oxo group, while the remaining R^5 , R^{5a} , R^6 , R^{6a} , R^7 , R^{7a} , R^8 and R^{8a} are each independently selected from hydrogen or C₁-C₃alkyl;

10 or one of R^5 , R^{5a} , R^6 and R^{6a} together with one of R^7 , R^{7a} , R^8 and R^{8a} forms a direct bond or an alkylene bridge, while the remaining R^5 , R^{5a} , R^6 , R^{6a} , R^7 , R^{7a} , R^8 , and R^{8a} are each independently selected from hydrogen or C₁-C₃alkyl; and

R^{10} is hydrogen or C₁-C₃alkyl.

Of this group of compounds of formula (IIa), one subgroup is directed to compounds wherein:

15 x and y are each 1;

W is a direct bond, -N(R¹)C(O)-, or -C(O)N(R¹)-;

V is -C(O)-;

each R¹ is independently selected from the group consisting of hydrogen, C₁-C₁₂alkyl, C₂-C₁₂hydroxyalkyl, C₄-C₁₂cycloalkylalkyl and C₇-C₁₉aralkyl;

20 R^2 is selected from the group consisting of C₁-C₁₂alkyl, C₂-C₁₂alkenyl, C₂-C₁₂hydroxyalkyl, C₂-C₁₂hydroxyalkenyl, C₂-C₁₂alkoxyalkyl, C₃-C₁₂cycloalkyl, C₄-C₁₂cycloalkylalkyl, aryl, C₇-C₁₉aralkyl, C₃-C₁₂heterocyclyl, C₃-C₁₂heterocyclylalkyl, C₁-C₁₂heteroaryl, and C₃-C₁₂heteroarylalkyl;

25 R^3 is selected from the group consisting of C₁-C₁₂alkyl, C₂-C₁₂alkenyl, C₂-C₁₂hydroxyalkyl, C₂-C₁₂hydroxyalkenyl, C₂-C₁₂alkoxyalkyl, C₃-C₁₂cycloalkyl, C₄-C₁₂cycloalkylalkyl, aryl, C₇-C₁₉aralkyl, C₃-C₁₂heterocyclyl, C₃-C₁₂heterocyclylalkyl, C₁-C₁₂heteroaryl and C₃-C₁₂heteroarylalkyl; and

R^5 , R^{5a} , R^6 , R^{6a} , R^7 , R^{7a} , R^8 and R^{8a} are each hydrogen.

30 Specific embodiments of this subgroup of compounds include, but are not limited to, the following compounds:

[4-(2-Propyl-1H-benzoimidazol-5-yl)piperazin-1-yl](2-trifluoromethyl-phenyl)methanone; and

[4-(2-Pentyl-1H-benzoimidazol-5-yl)piperazin-1-yl](2-trifluoromethyl-phenyl)methanone.

35 Preparation and use of the specific embodiments of the compounds of formula

(I) and formula (II) are disclosed herein in the Reaction Schemes, Preparations and Examples set forth below.

In one embodiment, the methods of the invention are directed towards the treatment and/or prevention of diseases mediated by stearoyl-CoA desaturase (SCD), especially human SCD (hSCD), preferably diseases related to dyslipidemia and disorders of lipid metabolism, and especially a disease related to elevated plasma lipid levels, cardiovascular disease, diabetes, obesity, metabolic syndrome and the like by administering an effective amount of a compound of the invention.

The present invention also relates to pharmaceutical composition containing the compounds of the invention. In one embodiment, the invention relates to a composition comprising compounds of the invention in a pharmaceutically acceptable carrier and in an amount effective to modulate triglyceride level or to treat diseases related to dyslipidemia and disorders of lipid metabolism, when administered to an animal, preferably a mammal, most preferably a human patient. In an embodiment of such composition, the patient has an elevated lipid level, such as elevated triglycerides or cholesterol, before administration of said compound of the invention and the compound of the invention is present in an amount effective to reduce said lipid level.

Utility and Testing of the Compounds of the Invention

The present invention relates to compounds, pharmaceutical compositions and methods of using the compounds and pharmaceutical compositions for the treatment and/or prevention of diseases mediated by stearoyl-CoA desaturase (SCD), especially human SCD (hSCD), preferably diseases related to dyslipidemia and disorders of lipid metabolism, and especially a disease related to elevated plasma lipid levels, especially cardiovascular disease, diabetes, obesity, metabolic syndrome and the like, by administering to a patient in need of such treatment an effective amount of an SCD-modulating, especially inhibiting, agent.

In general, the present invention provides a method for treating a patient for, or protecting a patient from developing, a disease related to dyslipidemia and/or a disorder of lipid metabolism, wherein lipid levels in an animal, especially a human being, are outside the normal range (*i.e.*, abnormal lipid level, such as elevated plasma lipid levels), especially levels higher than normal, preferably where said lipid is a fatty acid, such as a free or complexed fatty acid, triglycerides, phospholipids, or cholesterol, such as where LDL-cholesterol levels are elevated or HDL-cholesterol levels are reduced, or any combination of these, where said lipid-related condition or

disease is an SCD-mediated disease or condition, comprising administering to an animal, such as a mammal, especially a human patient, a therapeutically effective amount of a compound of the invention or a pharmaceutical composition comprising a compound of the invention wherein the compound modulates the activity of SCD,
5 preferably human SCD1.

The compounds of the invention modulate, preferably inhibit, the activity of human SCD enzymes, especially human SCD1.

The general value of the compounds of the invention in modulating, especially inhibiting, the activity of SCD can be determined using the assay described below in
10 Example 4. Alternatively, the general value of the compounds in treating disorders and diseases may be established in industry standard animal models for demonstrating the efficacy of compounds in treating obesity, diabetes or elevated triglyceride or cholesterol levels or for improving glucose tolerance. Such models include Zucker obese *fa/fa* rats (available from Harlan Sprague Dawley, Inc. (Indianapolis, Indiana)),
15 or the Zucker diabetic fatty rat (ZDF/GmiCrI-*fa/fa*) (available from Charles River Laboratories (Montréal, Quebec)).

The compounds of the instant invention are inhibitors of delta-9 desaturases and are useful for treating diseases and disorders in humans and other organisms, including all those human diseases and disorders which are the result of aberrant
20 delta-9 desaturase biological activity or which may be ameliorated by modulation of delta-9 desaturase biological activity.

As defined herein, an SCD-mediated disease or condition includes but is not limited to a disease or condition which is, or is related to, cardiovascular disease, dyslipidemias (including but not limited to disorders of serum levels of triglycerides,
25 hypertriglyceridemia, VLDL, HDL, LDL, fatty acid Desaturation Index (e.g. the ratio of 18:1/18:0 fatty acids, or other fatty acids, as defined elsewhere herein), cholesterol, and total cholesterol, hypercholesterolemia, as well as cholesterol disorders (including disorders characterized by defective reverse cholesterol transport), familial combined hyperlipidemia, coronary artery disease, atherosclerosis, heart disease,
30 cerebrovascular disease (including but not limited to stroke, ischemic stroke and transient ischemic attack (TIA)), peripheral vascular disease, and ischemic retinopathy. In a preferred embodiment, compounds of the invention will, in a patient, increase HDL levels and/or decrease triglyceride levels and/or decrease LDL or non-HDL-cholesterol levels.

35 An SCD-mediated disease or condition also includes metabolic syndrome

(including but not limited to dyslipidemia, obesity and insulin resistance, hypertension, microalbuminemia, hyperuricaemia, and hypercoagulability), Syndrome X, diabetes, insulin resistance, decreased glucose tolerance, non-insulin-dependent diabetes mellitus, Type II diabetes, Type I diabetes, diabetic complications, body weight disorders (including but not limited to obesity, overweight, cachexia and anorexia), weight loss, body mass index and leptin related diseases. In a preferred embodiment, compounds of the invention will be used to treat diabetes mellitus and obesity.

As used herein, the term "metabolic syndrome" is a recognized clinical term used to describe a condition comprising combinations of Type II diabetes, impaired glucose tolerance, insulin resistance, hypertension, obesity, increased abdominal girth, hypertriglyceridemia, low HDL, hyperuricaemia, hypercoagulability and/or microalbuminemia.

An SCD-mediated disease or condition also includes fatty liver, hepatic steatosis, hepatitis, non-alcoholic hepatitis, non-alcoholic steatohepatitis (NASH), alcoholic hepatitis, acute fatty liver, fatty liver of pregnancy, drug-induced hepatitis, erythrohepatic protoporphyria, iron overload disorders, hereditary hemochromatosis, hepatic fibrosis, hepatic cirrhosis, hepatoma and conditions related thereto.

An SCD-mediated disease or condition also includes but is not limited to a disease or condition which is, or is related to primary hypertriglyceridemia, or hypertriglyceridemia secondary to another disorder or disease, such as hyperlipoproteinemias, familial histiocytic reticulosis, lipoprotein lipase deficiency, apolipoprotein deficiency (such as ApoCII deficiency or ApoE deficiency), and the like, or hypertriglyceridemia of unknown or unspecified etiology.

An SCD-mediated disease or condition also includes a disorder of polyunsaturated fatty acid (PUFA) disorder, or a skin disorder, including but not limited to eczema, acne, psoriasis, keloid scar formation or prevention, diseases related to production or secretions from mucous membranes, such as monounsaturated fatty acids, wax esters, and the like.

An SCD-mediated disease or condition also includes inflammation, sinusitis, asthma, pancreatitis, osteoarthritis, rheumatoid arthritis, cystic fibrosis, and pre-menstrual syndrome.

An SCD-mediated disease or condition also includes but is not limited to a disease or condition which is, or is related to cancer, neoplasia, malignancy, metastases, tumours (benign or malignant), carcinogenesis, hepatomas and the like.

An SCD-mediated disease or condition also includes a condition where increasing lean body mass or lean muscle mass is desired, such as is desirable in enhancing performance through muscle building. Myopathies and lipid myopathies such as carnitine palmitoyltransferase deficiency (CPT I or CPT II) are also included
5 herein. Such treatments are useful in humans and in animal husbandry, including for administration to bovine, porcine or avian domestic animals or any other animal to reduce triglyceride production and/or provide leaner meat products and/or healthier animals.

An SCD-mediated disease or condition also includes a disease or condition
10 which is, or is related to, neurological diseases, psychiatric disorders, multiple sclerosis, eye diseases, and immune disorders.

An SCD-mediated disease or condition also includes a disease or condition which is, or is related to, viral diseases or infections including but not limited to all
15 positive strand RNA viruses, coronaviruses, SARS virus, SARS-associated coronavirus, Togaviruses, Picornaviruses, Coxsackievirus, Yellow Fever virus, Flaviviridae, ALPHAVIRUS (TOGAVIRIDAE) including Rubella virus, Eastern equine encephalitis virus, Western equine encephalitis virus, Venezuelan equine encephalitis virus, Sindbis virus, Semliki forest virus, Chikungunya virus, O'nyong'nyong virus, Ross river virus, Mayaro virus, Alphaviruses; ASTROVIRIDAE including Astrovirus, Human
20 Astroviruses; CALICIVIRIDAE including Vesicular exanthema of swine virus, Norwalk virus, Calicivirus, Bovine calicivirus, Pig calicivirus, Hepatitis E; CORONAVIRIDAE including Coronavirus, SARS virus, Avian infectious bronchitis virus, Bovine coronavirus, Canine coronavirus, Feline infectious peritonitis virus, Human coronavirus 299E, Human coronavirus OC43, Murine hepatitis virus, Porcine epidemic diarrhea
25 virus, Porcine hemagglutinating encephalomyelitis virus, Porcine transmissible gastroenteritis virus, Rat coronavirus, Turkey coronavirus, Rabbit coronavirus, Berne virus, Breda virus; FLAVIVIRIDAE including Hepatitis C virus, West Nile virus, Yellow Fever virus, St. Louis encephalitis virus, Dengue Group, Hepatitis G virus, Japanese B encephalitis virus, Murray Valley encephalitis virus, Central European tick-borne
30 encephalitis virus, Far Eastern tick-borne encephalitis virus, Kyasanur forest virus, Louping ill virus, Powassan virus, Omsk hemorrhagic fever virus, Kumilinge virus, Absetarov anzalova hypr virus, Ilheus virus, Rocio encephalitis virus, Langat virus, Pestivirus, Bovine viral diarrhea, Hog cholera virus, Rio Bravo Group, Tyuleniy Group, Ntaya Group, Uganda S Group, Modoc Group; PICORNAVIRIDAE including
35 Coxsackie A virus, Rhinovirus, Hepatitis A virus, Encephalomyocarditis virus,

Mengovirus, ME virus, Human poliovirus 1, Coxsackie B; POTYVIRIDAE including Potyvirus, Rymovirus, Bymovirus. Additionally it can be a disease or infection caused by or linked to Hepatitis viruses, Hepatitis B virus, Hepatitis C virus, human immunodeficiency virus (HIV) and the like. Treatable viral infections include those
5 where the virus employs an RNA intermediate as part of the replicative cycle (hepatitis or HIV); additionally it can be a disease or infection caused by or linked to RNA negative strand viruses such as influenza and parainfluenza viruses.

The compounds identified in the instant specification inhibit the desaturation of various fatty acids (such as the C9-C10 desaturation of stearyl-CoA) which is
10 accomplished by delta-9 desaturases, such as stearyl-CoA desaturase 1 (SCD1). As such these compounds inhibit the formation of various fatty acids and downstream metabolites thereof. This may lead to an accumulation of stearyl-CoA or palmitoyl-CoA and other upstream precursors of various fatty acids; which may possibly result in a negative feedback loop causing an overall change in fatty acid metabolism. Any of
15 these consequences may ultimately be responsible for the overall therapeutic benefit provided by these compounds.

Typically, a successful SCD inhibitory therapeutic agent will meet some or all of the following criteria. Oral availability should be at or above 20%. Animal model efficacy is less than about 2 mg/Kg, 1 mg/Kg, or 0.5 mg/Kg and the target human dose
20 is between 50 and 250 mg/70 Kg, although doses outside of this range may be acceptable. ("mg/Kg" means milligrams of compound per kilogram of body mass of the subject to whom it is being administered). The therapeutic index (or ratio of toxic dose to therapeutic dose) should be greater than 100. The potency (as expressed by IC₅₀ value) should be less than 10 μM, preferably below 1 μM and most preferably below 50
25 nM. The IC₅₀ ("Inhibitory Concentration – 50%") is a measure of the amount of compound required to achieve 50% inhibition of SCD activity, over a specific time period, in an SCD biological activity assay. Any process for measuring the activity of SCD enzymes, preferably mouse or human SCD enzymes, may be utilized to assay the activity of the compounds useful in the methods of the invention in inhibiting said
30 SCD activity. Compounds of the invention demonstrate an IC₅₀ in a 15 minute microsomal assay of preferably less than 10 μM, less than 5 μM, less than 2.5 μM, less than 1 μM, less than 750 nM, less than 500 nM, less than 250 nM, less than 100 nM, less than 50 nM, and most preferably less than 20 nM. The compound of the invention may show reversible inhibition (i.e., competitive inhibition) and preferably does not
35 inhibit other iron binding proteins. The required dosage should preferably be no more

than about once or twice a day or at meal times.

The identification of compounds of the invention as SCD inhibitors was readily accomplished using the SCD enzyme and microsomal assay procedure described in Brownlie et al, *supra*. When tested in this assay, compounds of the invention had less
5 than 50% remaining SCD activity at 10 μ M concentration of the test compound, preferably less than 40% remaining SCD activity at 10 μ M concentration of the test compound, more preferably less than 30% remaining SCD activity at 10 μ M concentration of the test compound, and even more preferably less than 20% remaining SCD activity at 10 μ M concentration of the test compound, thereby
10 demonstrating that the compounds of the invention are potent inhibitors of SCD activity.

These results provide the basis for analysis of the structure-activity relationship (SAR) between test compounds and SCD. Certain R groups tend to provide more potent inhibitory compounds. SAR analysis is one of the tools those skilled in the art
15 may now employ to identify preferred embodiments of the compounds of the invention for use as therapeutic agents.

Other methods of testing the compounds disclosed herein are also readily available to those skilled in the art. Thus, in addition, said contacting may be accomplished *in vivo*. In one such embodiment, said contacting in step (a) is
20 accomplished by administering said chemical agent to an animal afflicted with a triglyceride (TG)- or very low density lipoprotein (VLDL)-related disorder and subsequently detecting a change in plasma triglyceride level in said animal thereby identifying a therapeutic agent useful in treating a triglyceride (TG)- or very low density lipoprotein (VLDL)-related disorder. In such embodiment, the animal may be a human,
25 such as a human patient afflicted with such a disorder and in need of treatment of said disorder.

In specific embodiments of such *in vivo* processes, said change in SCD1 activity in said animal is a decrease in activity, preferably wherein said SCD1 modulating agent does not substantially inhibit the biological activity of a delta-5
30 desaturase, delta-6 desaturase or fatty acid synthetase.

The model systems useful for compound evaluation may include, but are not limited to, the use of liver microsomes, such as from mice that have been maintained on a high carbohydrate diet, or from human donors, including persons suffering from obesity. Immortalized cell lines, such as HepG2 (from human liver), MCF-7 (from
35 human breast cancer) and 3T3-L1 (from mouse adipocytes) may also be used. Primary

cell lines, such as mouse primary hepatocytes, are also useful in testing the compounds of the invention. Where whole animals are used, mice used as a source of primary hepatocyte cells may also be used wherein the mice have been maintained on a high carbohydrate diet to increase SCD activity in microsome and/or to elevate plasma triglyceride levels (i.e., the 18:1/18:0 ratio); alternatively mice on a normal diet or mice with normal triglyceride levels may be used. Mouse models employing transgenic mice designed for hypertriglyceridemia are also available as is the mouse phenome database. Rabbits and hamsters are also useful as animal models, especially those expressing CETP (cholesterol ester transfer protein).

Another suitable method for determining the *in vivo* efficacy of the compounds of the invention is to indirectly measure their impact on inhibition of SCD enzyme by measuring a subject's Desaturation Index after administration of the compound. "Desaturation Index" as employed in this specification means the ratio of the product over the substrate for the SCD enzyme as measured from a given tissue sample. This may be calculated using three different equations 18:1n-9/18:0 (oleic acid over stearic acid); 16:1n-7/16:0 (palmitoleic acid over palmitic acid); and/or 16:1n-7 + 18:1n-7/16:0 (measuring all reaction products of 16:0 desaturation over 16:0 substrate). Desaturation Index is primarily measured in liver or plasma triglycerides, but may also be measured in other selected lipid fractions from a variety of tissues. Desaturation Index, generally speaking, is a tool for plasma lipid profiling.

A number of human diseases and disorders are the result of aberrant SCD1 biological activity and may be ameliorated by modulation of SCD1 biological activity using the therapeutic agents of the invention.

Inhibition of SCD expression may also affect the fatty acid composition of membrane phospholipids, as well as production or levels of triglycerides and cholesterol esters. The fatty acid composition of phospholipids ultimately determines membrane fluidity, while the effects on the composition of triglycerides and cholesterol esters can affect lipoprotein metabolism and adiposity.

In carrying out the procedures of the present invention it is of course to be understood that reference to particular buffers, media, reagents, cells, culture conditions and the like are not intended to be limiting, but are to be read so as to include all related materials that one of ordinary skill in the art would recognize as being of interest or value in the particular context in which that discussion is presented. For example, it is often possible to substitute one buffer system or culture medium for another and still achieve similar, if not identical, results. Those of skill in the art will

have sufficient knowledge of such systems and methodologies so as to be able, without undue experimentation, to make such substitutions as will optimally serve their purposes in using the methods and procedures disclosed herein.

Pharmaceutical Compositions of the Invention and Administration

5 The present invention also relates to pharmaceutical composition containing the compounds of the invention disclosed herein. In one embodiment, the present invention relates to a composition comprising compounds of the invention in a pharmaceutically acceptable carrier and in an amount effective to modulate triglyceride level or to treat diseases related to dyslipidemia and disorders of lipid metabolism,
10 when administered to an animal, preferably a mammal, most preferably a human patient. In an embodiment of such composition, the patient has an elevated lipid level, such as elevated triglycerides or cholesterol, before administration of said compound of the invention and the compound of the invention is present in an amount effective to reduce said lipid level.

15 The pharmaceutical compositions useful herein also contain a pharmaceutically acceptable carrier, including any suitable diluent or excipient, which includes any pharmaceutical agent that does not itself induce the production of antibodies harmful to the individual receiving the composition, and which may be administered without undue toxicity. Pharmaceutically acceptable carriers include, but are not limited to, liquids,
20 such as water, saline, glycerol and ethanol, and the like. A thorough discussion of pharmaceutically acceptable carriers, diluents, and other excipients is presented in REMINGTON'S PHARMACEUTICAL SCIENCES (Mack Pub. Co., N.J. current edition).

 Those skilled in the art know how to determine suitable doses of the
25 compounds for use in treating the diseases and disorders contemplated herein. Therapeutic doses are generally identified through a dose ranging study in humans based on preliminary evidence derived from animal studies. Doses must be sufficient to result in a desired therapeutic benefit without causing unwanted side-effects for the patient. The preferred dosage range for an animal is 0.001 mg/Kg to 10,000 mg/Kg,
30 including 0.5 mg/Kg, 1.0 mg/Kg and 2.0 mg/Kg, though doses outside this range may be acceptable. The dosing schedule may be once or twice per day, although more often or less often may be satisfactory.

 Those skilled in the art are also familiar with determining administration methods (oral, intravenous, inhalation, sub-cutaneous, etc.), dosage forms, suitable

pharmaceutical excipients and other matters relevant to the delivery of the compounds to a subject in need thereof.

In an alternative use of the invention, the compounds of the invention can be used in *in vitro* or *in vivo* studies as exemplary agents for comparative purposes to find other compounds also useful in treatment of, or protection from, the various diseases disclosed herein.

Preparation of the Compounds of the Invention

It is understood that in the following description, combinations of substituents and/or variables of the depicted formulae are permissible only if such contributions result in stable compounds.

It will also be appreciated by those skilled in the art that in the process described below the functional groups of intermediate compounds may need to be protected by suitable protecting groups. Such functional groups include hydroxy, amino, mercapto and carboxylic acid. Suitable protecting groups for hydroxy include trialkylsilyl or diarylalkylsilyl (e.g., *t*-butyldimethylsilyl, *t*-butyldiphenylsilyl or trimethylsilyl), tetrahydropyranyl, benzyl, and the like. Suitable protecting groups for amino, amidino and guanidino include *t*-butoxycarbonyl, benzyloxycarbonyl, and the like. Suitable protecting groups for mercapto include -C(O)-R" (where R" is alkyl, aryl or arylalkyl), *p*-methoxybenzyl, trityl and the like. Suitable protecting groups for carboxylic acid include alkyl, aryl or arylalkyl esters.

Protecting groups may be added or removed in accordance with standard techniques, which are well-known to those skilled in the art and as described herein.

The use of protecting groups is described in detail in Green, T.W. and P.G.M. Wutz, *Protective Groups in Organic Synthesis* (1999), 3rd Ed., Wiley. The protecting group may also be a polymer resin such as a Wang resin or a 2-chlorotriptyl-chloride resin.

It will also be appreciated by those skilled in the art, although such protected derivatives of compounds of this invention may not possess pharmacological activity as such, they may be administered to a mammal and thereafter metabolized in the body to form compounds of the invention which are pharmacologically active. Such derivatives may therefore be described as "prodrugs". All prodrugs of compounds of this invention are included within the scope of the invention.

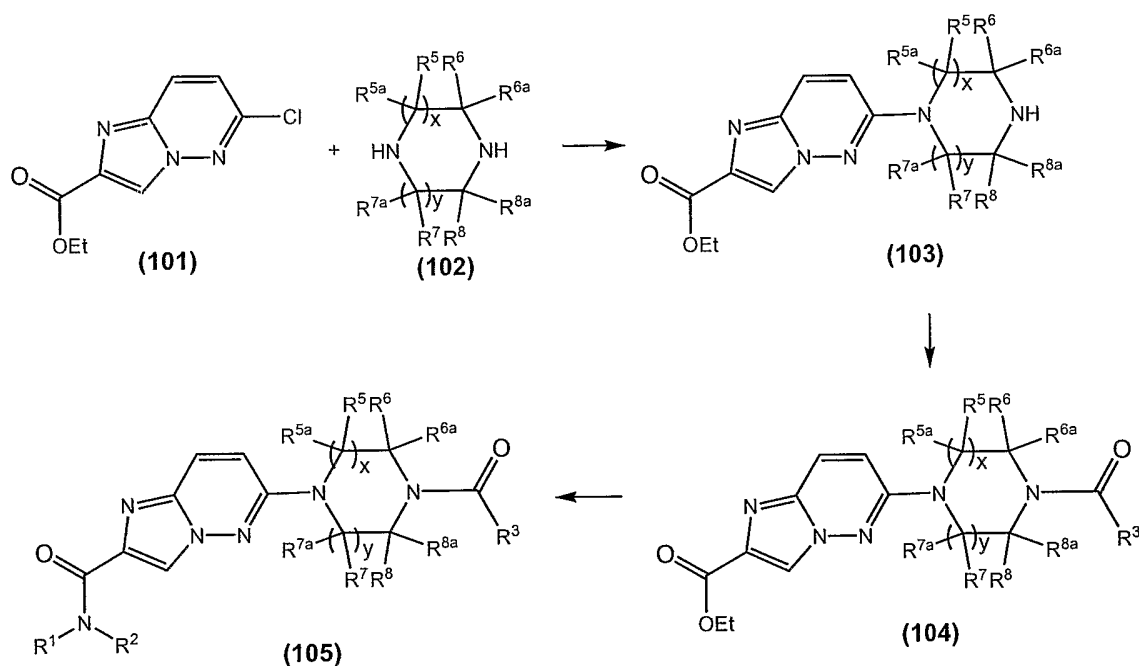
The following Reaction Schemes illustrate methods to make compounds of this invention. It is understood that one of those skilled in the art would be able to make

these compounds by similar methods or by methods known to one skilled in the art. In general, starting components may be obtained from sources such as Sigma Aldrich, Lancaster Synthesis, Inc., Maybridge, Matrix Scientific, TCI, and Fluorochem USA, etc. or synthesized according to sources known to those skilled in the art (see, e.g.,

5 Advanced Organic Chemistry: Reactions, Mechanisms, and Structure, 5th edition (Wiley, December 2000)) or prepared as described in this invention. R^1 , R^2 , R^3 , R^5 , R^{5a} , R^6 , R^{6a} , R^7 , R^{7a} , R^8 and R^{8a} are defined in the following Reaction Schemes as in the Specification unless specifically defined otherwise. PG represents a protecting group such as BOC, benzyl group and the like.

10 In general, the compounds of formula (I) of this invention can be synthesized following the general procedure as described in Reaction Scheme 1 where J and K are both N, L and M are both -N=; V is -C(O)-, and W is -N(R^1)C(O)-.

REACTION SCHEME 1



15

The starting materials for the above reaction scheme are commercially available or can be prepared according to methods known to one skilled in the art or by methods disclosed herein. In general, the compounds of the invention are prepared in the above reaction scheme as follows:

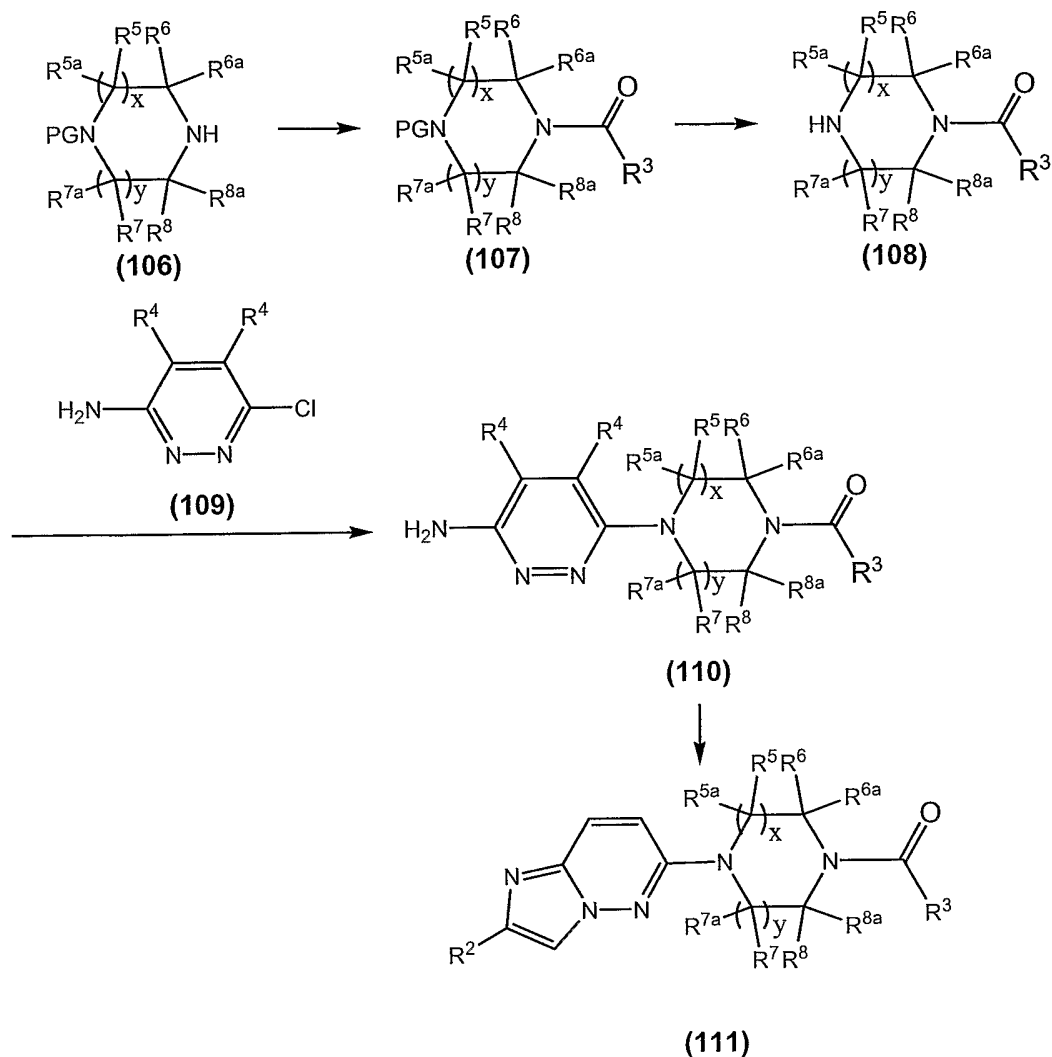
20

The ester compound **101** reacts with piperazine **102** in the presence of a base such as, but not limited to, potassium carbonate in a refluxing solvent such as, but not limited to, toluene to form compound **103**. Reaction of **103** with an appropriate acyl

chloride in the presence of a base such as, but not limited to, diisopropylethylamine in a solvent such as, but not limited to, dichloromethane gives the amide product **104**. Conversion of the ester group in **104** to an amide **105** can be performed by reaction with an appropriate amine in the presence of sodium cyanide. Alternatively, the ester group in **104** can be hydrolyzed to its corresponding acid using a base such as, but not limited to, lithium hydroxide. Thus, amide **105** can be formed from the acid of **104** by reaction with an appropriate amine in the presence of a base such as, but not limited to, diisopropylethylamine, 1-hydroxyl-1*H*-benzotriazole and 1-ethyl-3-(3-dimethylaminopropyl)carbodiimide in a solvent such as, but not limited to, dichloromethane, or, by reaction of the acyl chloride derivative of the acid of **104** with an appropriate amine in the presence of a base such as, but not limited to, diisopropylethylamine in a solvent such as, but not limited to, dichloromethane.

In general, the compounds of formula (I) of this invention where L and M are both N, V is $-C(O)-$, and W is a direct bond can be synthesized following the general procedure as described in Reaction Scheme 2.

REACTION SCHEME 2



A protected piperazine **106** can react with an appropriate acyl chloride in the presence of a base such as, but not limited to, diisopropylethylamine in a solvent such as, but not limited to, dichloromethane to give the amide product **107**. The protecting group, generally being a t-butyloxycarbonyl group, in compound **107** can be removed to give the desired product **108** by using acidic conditions as described in Green, T.W. and P.G.M. Wutz, *Protective Groups in Organic Synthesis* (1999), 3rd Ed., Wiley. The mixture of **108** and chloroaminopyridazine **109** can be heated together to provide the coupled product **110**. Reaction of **110** with an appropriate bromomethyl ketone in the presence of a base such as, but not limited to, sodium bicarbonate in a solvent such as, but not limited to, ethanol provides the final product **111**.

Although anyone skilled in the art is capable of preparing the compounds of the invention according to the general techniques disclosed above, more specific details

on synthetic techniques for compounds of the invention are provided elsewhere in this specification for convenience. Again, all reagents and reaction conditions employed in synthesis are known to those skilled in the art and are available from ordinary commercial sources. In particular, one skilled in the art would readily recognize that
5 compounds of formula (II) can be prepared in the same manner as set forth herein for compounds of formula (I) utilizing known methods and reagents without undue experimentation.

PREPARATION 1

10 SYNTHESIS OF 6-PIPERAZIN-1-YLIMIDAZO[1,2-B]PYRIDAZINE-2-CARBOXYLIC ACID ETHYL ESTER

A mixture of 6-chloroimidazo[1,2-b]pyridazine-2-carboxylic acid ethyl ester (1.000 g, 4.432 mmol), piperazine (0.458 g, 5.318 mmol) and potassium carbonate (0.620 g, 4.485 mmol) in 50 mL of toluene was refluxed for 48 hours. The reaction mixture was concentrated *in vacuo*, diluted with water and extracted with ethyl acetate.
15 The crude product, 6-piperazin-1-ylimidazo[1,2-b]pyridazine-2-carboxylic acid ethyl ester, obtained upon removal of solvent was used for next step reaction without further purification. Yield 1.016 g, 83%.

PREPARATION 2

20 SYNTHESIS OF 6-[4-(5-FLUORO-2-TRIFLUOROMETHYLBENZOYL)PIPERAZIN-1-YL]IMIDAZO[1,2-B]PYRIDAZINE-2-CARBOXYLIC ACID ETHYL ESTER

To a solution of 6-piperazin-1-ylimidazo[1,2-b]pyridazine-2-carboxylic acid ethyl ester (1.016 g, 3.69 mmol) and diisopropylethylamine (1.29 mL, 7.38 mmol) in anhydrous dichloromethane (20 mL) was added 5-fluoro-2-trifluoromethylbenzoyl chloride dropwise at room temperature. The reaction mixture was stirred at room
25 temperature for 15 minutes, then diluted with dichloromethane and washed with water. The organic layer was dried and concentrated *in vacuo*. The title compound was obtained in 82% yield (1.365 g) after purification by column chromatography.

PREPARATION 3

30 SYNTHESIS OF 3-CYCLOPROPYLPROPYLAMINE

p-Toluenesulfonyl chloride (7.20 g, 37.8 mmol) was added to a cooled (0°C) solution of 2-cyclopropylethanol (4.00 g, 46.4 mmol) in pyridine (10 mL) and

dichloromethane (60 mL). The reaction mixture was stirred at room temperature overnight, then diluted with ether (200 mL) and washed sequentially with water, 10% HCl, water and brine and then dried over anhydrous Na₂SO₄. Toluene-4-sulfonic acid 2-cyclopropylethyl ester (8.1 g, 89%) was obtained after removal of solvent and used
5 for next step reaction without further purification.

A mixture of toluene-4-sulfonic acid 2-cyclopropylethyl ester (8.1 g, 33.7 mmol), sodium cyanide (5.0 g, 102 mmol) and tetrabutylammonium iodide (0.5 g) in DMF (30 mL) was heated at 90°C overnight. The reaction mixture was then cooled to room temperature, diluted with ether (200 mL), washed with water and brine, and dried over
10 anhydrous Na₂SO₄. 3-Cyclopropylpropionitrile (3.2 g, 99%) was obtained after removal of solvent.

Concentrated sulfuric acid (2.73 mL) was added drop wise to a vigorously stirred ethereal solution of lithium aluminum hydride (3.792 g, 99.43 mmol) in 40 mL of ether at 0°C. The reaction mixture was then warmed to room temperature and stirred
15 for 1 hour. A solution of 3-cyclopropylpropionitrile (3.085 g, 32.47 mmol) in ether (10 mL) was added drop wise. The resulting mixture was heated at reflux for 2 hours, then cooled to 0°C, and subsequently slowly quenched with water. A solution of NaOH (2 g in 18 mL of H₂O) was added and organic phase was decanted from the resulting aluminum hydroxide precipitate, which was washed with ether (3 X 20 mL). All ethereal
20 portions were combined, and the solvent was distilled off and 3-cyclopropylproylamine was obtained as a light yellow liquid (2.01 g, 62.5%).

PREPARATION 4

SYNTHESIS OF [4-(6-AMINOPYRIDAZIN-3-YL)PIPERAZIN-1-YL](2-TRIFLUOROMETHYLPHENYL)METHANONE

25 A. To a stirred solution of 1-Boc-piperazine (1.96 g, 10.5 mmol) and diisopropylethylamine (2.714 g, 21 mmol, 3.63 mL) in dichloromethane (50 mL) was added 2-trifluoromethylbenzoyl chloride (2.086 g, 10.0 mmol) dropwise. The resulting mixture was stirred at room temperature for 1 minutes and then quenched with water (25 mL). The organic phase was separated and washed with H₂O, brine, dried over
30 MgSO₄ and then concentrated *in vacuo* to afford product 4-(2-trifluoromethylbenzoyl)-piperazine-1-carboxylic acid *tert*-butyl ester as pale yellow solid. Yield 95%, 3.575 g.

B. A solution of 4-(2-trifluoromethylbenzoyl)piperazine-1-carboxylic acid *tert*-butyl ester (10 mmol) in 50 mL of 1:4 mixture of trifluoroacetic acid and

dichloromethane was stirred at room temperature for 10 minutes. After concentration *in vacuo* the residue was dissolved in dichloromethane (100 mL) and washed sequentially with 1 N NaOH (10 mL), H₂O, brine, and then dried over MgSO₄, filtered and concentrated *in vacuo* to yield piperazin-1-yl-(2-trifluoromethylphenyl)-methanone as light yellow oil. Yield 91%, 2.350 g.

5 C. The mixture of 3-amino-6-chloropyridazine (0.6487 g, 5 mmol) and piperazin-1-yl-(2-trifluoromethylphenyl)methanone (1.936 g, 7.5 mmol) in NMP (30 mL) was heated at 150 °C for 24 hours. To the reaction mixture was added 10 mL of 1 N NaOH and 100 mL of dichloromethane, and the aqueous layer was separated and
10 extracted twice by 100 mL dichloromethane. The combined organic phase was dried over Na₂SO₄, evaporated to dryness. The crude compound was purified by flash chromatography to give yellow solid. Yield 52%, 1.37 g.

PREPARATION 5

15 SYNTHESIS OF [4-(3,4-DIAMINOPHENYL)PIPERAZIN-1-YL](2-TRIFLUOROMETHYLPHENYL)METHANONE

A. A mixture of 5-chloro-2-nitrophenylamine (3.000 g, 17.38 mmol), piperazin-1-yl-(2-trifluoromethylphenyl)methanone (5.360 g, 20.80 mmol) and cesium carbonate (11.32 g, 34.76 mmol) was heated at 140°C in anhydrous DMSO (15 mL) for 12 h. The mixture was cooled and poured over ice water. The solid product obtained
20 was extracted with ethyl acetate. The organic extracts were combined, dried over anhydrous sodium sulphate, concentrated *in vacuo*. The residue was purified by column chromatography to obtain the product, [4-(3-amino-4-nitrophenyl)piperazin-1-yl]-(2-trifluoromethylphenyl)methanone, in 79% yield (6.800 g). ¹H NMR (300 MHz, CDCl₃) δ 8.01 (d, 1H, *J* = 9.6 Hz), 7.72 (d, 1H, *J* = 7.9 Hz), 7.62 (t, 1H, *J* = 7.1 Hz),
25 7.54 (t, 1H, *J* = 7.4 Hz), 7.34 (d, 1H, *J* = 7.3 Hz), 6.22 (dd, 1H, *J* = 2.6, 9.7 Hz), 6.15 (br. s, 2H), 5.94 (d, 1H, *J* = 2.6 Hz), 4.05-3.93 (m, 1H), 3.90-3.80 (m, 1H), 3.50-3.40 (m, 2H), 3.35-3.20 (m, 4H). MS (ES+) *m/z* 395.1 (M+1).

B. To a mixture of [4-(3-amino-4-nitrophenyl)piperazin-1-yl](2-trifluoromethylphenyl)methanone (2.000 g, 5.070 mmol) and Raney Ni (0.5 mL) was
30 added hydrazine (3 mL). The mixture was allowed to stir at room temperature for 5 h. The mixture was then filtered through celite, washed with ethyl acetate. The organic extracts were combined, washed with water and brine, concentrated, and purified by column chromatography to obtain the title compound in 88% yield (1.830 g). ¹H NMR

(300 MHz, CDCl₃) 7.70 (d, 1H, *J* = 7.7 Hz), 7.59 (t, 1H, *J* = 7.3 Hz), 7.50 (t, 1H, *J* = 7.4 Hz), 7.33 (d, 1H, *J* = 7.5 Hz), 6.61 (d, 1H, *J* = 8.3 Hz), 6.34 (d, 1H, *J* = 2.5 Hz), 6.28 (dd, 1H, *J* = 2.6, 8.3 Hz), 3.92 (dd, 1H, *J* = 3.4, 6.1 Hz), 3.28 (t, 1H, *J* = 5.1 Hz), 3.12-3.02 (m, 2H), 2.94-2.80 (m, 2H). MS (ES+) *m/z* 365.2 (M+1).

5

The syntheses of compounds of this invention are illustrated by, but not limited to the following examples.

EXAMPLE 1

10 SYNTHESIS OF 6-[4-(5-FLUORO-2-TRIFLUOROMETHYLBENZOYL)PIPERAZIN-1-YL]IMIDAZO[1,2-B]PYRIDAZINE-2-CARBOXYLIC ACID (3-METHYLBUTYL)AMIDE

A mixture of 6-[4-(5-fluoro-2-trifluoromethylbenzoyl)piperazin-1-yl]imidazo[1,2-b]pyridazine-2-carboxylic acid ethyl ester (0.100 g, 0.215 mmol), isoamylamine (1 mL), and sodium cyanide (0.020 g, 0.408 mmol) was stirred at room temperature over night. The reaction mixture was concentrated *in vacuo*, diluted with ethyl acetate and washed
15 with water. The organic layer was dried over anhydrous Na₂SO₄, concentrated. The residue was purified by column chromatography. The title compound was obtained as a white solid in 85% yield (0.092 g). ¹H NMR (300 MHz, CDCl₃) δ 8.13 (s, 1H), 7.74-7.7 (m, 1H), 7.65 (d, *J* = 9.9 Hz, 1H), 7.21-7.16 (m, 1H), 6.86 (d, *J* = 9.9 Hz, 1H), 4.02-3.92 (m, 1H), 3.89-3.79 (m, 1H), 3.62-3.54 (m, 2H), 3.49-3.39 (m, 4H), 3.35-3.28 (m, 2H),
20 1.74-1.6 (m, 1H), 1.53-1.44 (m, 2H), 0.91 (d, *J* = 6.6 Hz, 6H). ¹³C NMR (75 MHz, CDCl₃) δ 165.9, 162.5, 162.4, 154.7, 138.4, 137.0, 136.9, 135.6, 129.7, 129.6, 129.5, 126.4, 125.1, 123.3, 122.9, 122.4, 121.4, 118.1, 116.8, 116.5, 114.9, 114.6, 111.8, 46.2, 46.1, 45.6, 41.2, 38.5, 37.3, 25.7, 22.4. MS (ES+) *m/z* 507 (M+1).

EXAMPLE 1.1

25 SYNTHESIS OF 6-[4-(5-FLUORO-2-TRIFLUOROMETHYLBENZOYL)PIPERAZIN-1-YL]IMIDAZO[1,2-B]PYRIDAZINE-2-CARBOXYLIC ACID PENTYLAMIDE

Following the procedure as described in Example 1, making variations only as required to use *n*-pentylamine in place of isoamylamine to react with 6-[4-(5-fluoro-2-trifluoromethylbenzoyl)piperazin-1-yl]imidazo[1,2-b]pyridazine-2-carboxylic acid ethyl
30 ester, the title compound was obtained as a white solid in 39% yield. ¹H NMR (300 MHz, CDCl₃) δ 8.16 (s, 1H), 7.76-7.66 (m, 2H), 7.33 (s, 1H), 7.27-7.18 (m, 1H), 7.09-7.03 (m, 1H), 6.89 (d, *J* = 9.9 Hz, 1H), 4.05-3.94 (m, 1H), 3.91-3.8 (m, 1H), 3.69-3.54

(m, 2H), 3.15-3.37 (m, 4H), 3.65-3.29 (m, 2H), 1.67-1.55 (m, 2H), 1.42-1.27 (m, 4H), 0.88 (t, $J = 6.6$ Hz, 3H). ^{13}C NMR (75 MHz, CDCl_3) δ 165.9, 162.6, 162.3, 154.8, 138.3, 136.9, 135.6, 129.7, 129.6, 129.57, 129.5, 126.3, 125.1, 125.4, 122.9, 121.4, 118.3, 116.8, 116.5, 114.9, 114.6, 111.9, 46.2, 45.6, 41.2, 39.2, 29.4, 29.1, 22.4, 14.0.

5 MS (ES+) m/z 507 (M+1).

EXAMPLE 1.2

SYNTHESIS OF 6-[4-(5-FLUORO-2-TRIFLUOROMETHYLBENZOYL)PIPERAZIN-1-YL]IMIDAZO[1,2-B]PYRIDAZINE-2-CARBOXYLIC ACID [2-(4-FLUORO-PHENYL)ETHYL]AMIDE

10 Following the procedure as described in Example 1, making variations only as required to use 2-(4-fluorophenyl)ethylamine in place of isoamylamine to react with 6-[4-(5-fluoro-2-trifluoromethylbenzoyl)piperazin-1-yl]imidazo[1,2-b]pyridazine-2-carboxylic acid ethyl ester, the title compound was obtained as a white solid in 42% yield. ^1H NMR (300 MHz, CDCl_3) δ 8.15 (d, $J = 3.0$ Hz, 1H), 7.76-7.7 (m, 1H), 7.65 (d, $J = 9.9$ Hz, 1H), 7.33 (t, $J = 6.0$ Hz, 1H), 7.27-7.12 (m, 3H), 7.09-7.02 (m, 1H), 7.0-6.91

15 = 9.9 Hz, 1H), 6.87 (d, $J = 9.9$ Hz, 1H), 4.04-3.92 (m, 1H), 3.91-3.79 (m, 1H), 3.71-3.53 (m, 4H), 3.51-3.4 (m, 2H), 3.36-3.28 (m, 2H), 2.88 (t, $J = 7.2$ Hz, 2H). ^{13}C NMR (75 MHz, CDCl_3) δ 165.9, 163.2, 162.4, 160.0, 154.8, 138.1, 135.6, 134.6, 134.58, 130.3, 130.1, 129.7, 129.6, 129.57, 129.5, 126.4, 118.3, 116.8, 116.5, 115.5, 115.2, 114.9, 114.6,

20 111.9, 46.2, 45.6, 41.3, 40.5, 35.2. MS (ES+) m/z 559 (M+1).

EXAMPLE 1.3

SYNTHESIS OF 6-[4-(5-FLUORO-2-TRIFLUOROMETHYLBENZOYL)PIPERAZIN-1-YL]IMIDAZO[1,2-B]PYRIDAZINE-2-CARBOXYLIC ACID 4-FLUOROBENZYLAMIDE

25 Following the procedure as described in Example 1, making variations only as required to use 4-fluorobenzylamine in place of isoamylamine to react with 6-[4-(5-fluoro-2-trifluoromethylbenzoyl)piperazin-1-yl]imidazo[1,2-b]pyridazine-2-carboxylic acid ethyl ester, the title compound was obtained as a white solid in 38% yield. ^1H NMR (300 MHz, CDCl_3) δ 8.19 (d, $J = 3.0$ Hz, 1H), 7.76-7.72 (m, 1H), 7.69-7.6 (m, 2H), 7.35-7.3 (m, 2H), 7.27-7.19 (m, 1H), 7.09-6.94 (m, 3H), 6.89 (d, $J = 9.9$ Hz, 1H), 4.59

30 (d, $J = 6.3$ Hz, 2H), 4.05-3.94 (m, 1H), 3.91-3.8 (m, 1H), 3.69-3.54 (m, 2H), 3.52-3.43 (m, 2H), 3.38-3.29 (m, 2H). ^{13}C NMR (75 MHz, CDCl_3) δ 166.0, 162.6, 162.1, 160.5,

154.8, 137.6, 135.5, 134.1, 134.0, 129.7, 129.6, 126.2, 118.6, 116.8, 116.6, 115.6, 115.3, 114.9, 114.6, 112.2, 46.2, 45.6, 42.5, 41.3. MS (ES+) m/z 508 (M+1).

EXAMPLE 1.4

5 SYNTHESIS OF 6-[4-(5-FLUORO-2-TRIFLUOROMETHYLBENZOYL)PIPERAZIN-1-
YL]IMIDAZO[1,2-B]PYRIDAZINE-2-CARBOXYLIC ACID (3-
CYCLOPROPYLPROPYL)AMIDE

Following the procedure as described in Example 1, making variations only as required to use 3-(cyclopropyl)propylamine in place of isoamylamine to react with 6-[4-(5-fluoro-2-trifluoromethylbenzoyl)piperazin-1-yl]imidazo[1,2-b]pyridazine-2-carboxylic acid ethyl ester, the title compound was obtained as a white solid in 46% yield (0.079 g). ^1H NMR (300 MHz, CDCl_3) δ 8.15 (d, $J = 0.6$ Hz, 1H), 7.76-7.71 (m, 1H), 7.68 (d, $J = 9.9$ Hz, 1H), 7.30-7.18 (m, 2H), 7.09-7.03 (m, 1H), 6.87 (d, $J = 9.9$ Hz, 1H), 4.04-3.93 (m, 1H), 3.91-3.8 (m, 1H), 3.64-3.54 (m, 2H), 3.51-3.4 (m, 4H), 3.37-3.29 (m, 2H), 1.77-1.65 (m, 2H), 1.32-1.23 (m, 2H), 0.71-0.61 (m 1H), 0.42-0.37 (m, 2H), 0.08-0.03 (m, 2H). ^{13}C NMR (75 MHz, CDCl_3) δ 165.9, 162.5, 162.3, 154.7, 138.4, 136.9, 135.6, 129.61, 129.6, 129.5, 126.4, 126.36, 125.0, 123.3, 122.9, 121.4, 118.1, 116.7, 116.5, 114.7, 114.57, 111.8, 46.2, 45.5, 41.2, 38.8, 31.9, 29.7, 10.4, 4.4. MS (ES+) m/z 519 (M+1).

EXAMPLE 1.5

20 SYNTHESIS OF 6-[4-(2-TRIFLUOROMETHYLBENZOYL)PIPERAZIN-1-
YL]IMIDAZO[1,2-B]PYRIDAZINE-2-CARBOXYLIC ACID PENTYLAMIDE

Following the procedure as described in Example 1, making variations only as required to use *n*-pentylamine in place of isoamylamine to react with 6-[4-(2-trifluoromethylbenzoyl)piperazin-1-yl]imidazo[1,2-b]pyridazine-2-carboxylic acid ethyl ester, the title compound was obtained as a white solid in 56% yield (0.062 g). m.p. 179-180 °C. ^1H NMR (300 MHz, CDCl_3) δ 8.14 (s, 1H), 7.75-7.5 (m, 4H), 7.38-7.27 (s, 2H), 6.89 (d, $J = 9.6$ Hz, 1H), 4.07-3.8 (m, 2H), 3.7-3.51 (m, 2H), 3.5-3.28 (m, 6H), 1.68-1.52 (m, 2H), 1.45-1.28 (m, 4H), 0.89 (t, $J = 2.1$ Hz, 3H). ^{13}C NMR (75 MHz, CDCl_3) δ 167.5, 162.3, 154.8, 138.2, 134.3, 134.2, 132.4, 129.5, 127.1, 126.8, 126.8, 126.2, 125.4, 121.8, 118.2, 111.9, 46.2, 41.2, 39.1, 29.4, 29.1, 22.4, 13.9. MS (ES+) m/z 489.2 (M+1).

EXAMPLE 1.6

SYNTHESIS OF 6-[4-(2-TRIFLUOROMETHYLBENZOYL)PIPERAZIN-1-YL]IMIDAZO[1,2-B]PYRIDAZINE-2-CARBOXYLIC ACID BUTYLAMIDE

Following the procedure as described in Example 1, making variations only as
5 required to use *n*-butylamine in place of isoamylamine to react with 6-[4-(2-
trifluoromethylbenzoyl)piperazin-1-yl]imidazo[1,2-b]pyridazine-2-carboxylic acid ethyl
ester, the title compound was obtained as a white solid in 72% yield (0.077 g). m.p.
187-189 °C. ¹H NMR (300 MHz, CDCl₃) δ 8.1 (s, 1H), 7.75-7.66 (m, 2H), 7.65-7.5 (m,
2H), 7.48-7.38 (m, 1H), 7.37-7.3 (m, 1H), 6.92 (d, *J* = 9.6 Hz, 1H), 4.05-3.94 (m, 1H),
10 3.93-3.82 (m, 1H), 3.69-3.54 (m, 2H), 3.5-3.38 (m, 4H), 3.35-3.28 (m, 2H), 1.65-1.53
(m 2H), 1.47-1.33 (m, 2H), 0.92 (t, *J* = 7.5 Hz, 3H). ¹³C NMR (75 MHz, CDCl₃) δ 167.5,
161.9, 154.9, 137.7, 135.3, 134.2, 132.4, 129.5, 127.2, 126.8, 126.7, 126.2, 125.4,
121.8, 118.3, 112.3, 46.2, 46.1, 45.6, 41.1, 38.9, 31.7, 20.1, 13.8. MS (ES+) *m/z* 475.2
(M+1).

15

EXAMPLE 1.7

SYNTHESIS OF 6-[4-(2-TRIFLUOROMETHYLBENZOYL)PIPERAZIN-1-YL]IMIDAZO[1,2-B]PYRIDAZINE-2-CARBOXYLIC ACID (5-CHLOROPYRIDIN-2-YL)AMIDE

Following the procedure as described in Example 1, making variations only as
20 required to 5-chloropyridin-2-ylamine in place of isoamylamine to react with 6-[4-(2-
trifluoromethylbenzoyl)piperazin-1-yl]imidazo[1,2-b]pyridazine-2-carboxylic acid ethyl
ester, the title compound was obtained as a white solid in 24% yield (0.028 g). m.p.
265-268 °C. ¹H NMR (300 MHz, CDCl₃) δ 9.78 (s, 1H), 8.35 (d, *J* = 7.6 Hz, 1H), 8.27-
8.25 (2H), 7.81-7.52 (m, 5H), 7.42-7.31 (m, 1H), 6.92 (d, *J* = 7.6 Hz, 1H), 6.9 (d, *J* =
25 7.6 Hz, 1H), 4.08-3.97 (m, 1H), 3.95-3.83 (m, 1H), 3.72-3.55 (m, 2H), 3.53-3.43 (m,
2H), 3.37-3.27 (m, 2H). ¹³C NMR (75 MHz, CDCl₃) δ 167.6, 160.7, 154.9, 149.7, 146.7,
137.8, 137.3, 135.8, 134.2, 132.4, 129.5, 127.2, 127.2, 126.9, 126.8, 126.7, 126.5,
125.4, 118.9, 114.5, 112.3, 46.2, 46.18, 45.6, 41.2. MS (ES+) *m/z* 530.1 (M+1).

EXAMPLE 1.8

SYNTHESIS OF 6-[4-(2-TRIFLUOROMETHYLBENZOYL)PIPERAZIN-1-YL]IMIDAZO[1,2-B]PYRIDAZINE-2-CARBOXYLIC ACID 4-FLUOROBENZYLAMIDE

Following the procedure as described in Example 1, making variations only as
5 required to 4-fluorobenzylamine in place of isoamylamine to react with 6-[4-(2-
trifluoromethylbenzoyl)piperazin-1-yl]imidazo[1,2-b]pyridazine-2-carboxylic acid ethyl
ester, the title compound was obtained as a white solid in 30% yield (0.035 g). m.p.
205-207 °C. ¹H NMR (300 MHz, CDCl₃) δ 8.18 (s, 1H), 7.77-7.5 (m, 5H), 7.38-7.27 (m,
3H), 7.03-6.94 (m, 2H), 6.9 (d, *J* = 9.6 Hz, 1H), 4.58 (d, *J* = 6 Hz, 2H), 4.06-3.94 (m,
10 1H), 3.93-3.81 (m, 1H), 3.69-3.54 (m, 2H), 3.52-3.42 (m, 2H), 3.36-3.27 (m, 2H). ¹³C
NMR (75 MHz, CDCl₃) δ 167.6, 163.7, 162.3, 160.5, 154.8, 137.8, 135.7, 134.2, 132.4,
129.6, 129.5, 126.9, 126.8, 126.7, 125.3, 124.4, 121.8, 118.4, 115.6, 115.3, 112.0,
46.2, 46.2, 45.6, 42.4, 41.2. MS (ES+) *m/z* 527.2 (M+1).

EXAMPLE 1.9

SYNTHESIS OF 6-[4-(2-TRIFLUOROMETHYLBENZOYL)PIPERAZIN-1-YL]-
IMIDAZO[1,2-B]PYRIDAZINE-2-CARBOXYLIC ACID (4-FLUOROPHENYL)AMIDE

Following the procedure as described in Example 1, making variations only as
required to 4-fluoroaniline in place of isoamylamine to react with 6-[4-(2-trifluoromethyl-
benzoyl)piperazin-1-yl]imidazo[1,2-b]pyridazine-2-carboxylic acid ethyl ester, the title
20 compound was obtained as a white solid in 57% yield (0.065 g). m.p. 115-117 °C. ¹H
NMR (300 MHz, CDCl₃) δ 9.1 (s, 1H), 8.22 (s, 1H), 7.74-7.5 (m, 6H), 7.35-7.33 (m, 1H),
7.08-6.95 (m, 2H), 6.9 (d, *J* = 7.6 Hz, 1H), 4.06-3.94 (m, 1H), 3.93-3.81 (m, 1H), 3.7-
3.53 (m, 2H), 3.51-3.4 (m, 2H), 3.6-3.27 (m, 2H). ¹³C NMR (75 MHz, CDCl₃) δ 167.6,
160.8, 160.2, 157.6, 154.9, 137.8, 135.7, 134.3, 134.2, 134.1, 134.0, 132.4, 129.5,
25 127.2, 126.9, 126.8, 126.7, 126.5, 125.4, 121.2, 121.1, 118.7, 115.8, 115.5, 112.2,
46.2, 46.1, 45.6, 41.2. MS (ES+) *m/z* 513.3 (M+1).

EXAMPLE 1.10

SYNTHESIS OF 6-[4-(5-FLUORO-2-TRIFLUOROMETHYLBENZOYL)PIPERAZIN-1-
YL]IMIDAZO[1,2-B]PYRIDAZINE-2-CARBOXYLIC ACID HEXYLAMIDE

Following the procedure as described in Example 1, making variations only as
30 required to n-hexylamine in place of isoamylamine to react with 6-[4-(2-trifluoromethyl-

benzoyl)piperazin-1-yl]imidazo[1,2-b]pyridazine-2-carboxylic acid ethyl ester, the title compound was obtained as a white solid in 78% yield (0.090 g). ¹H NMR (300 MHz, CDCl₃) δ 8.12 (s, 1H), 7.73-7.61 (m, 2H), 7.22-7.16 (m, 2H), 7.08-7.02 (m, 1H), 6.85 (d, *J* = 10.2 Hz, 1H), 4.01-3.78 (m, 2H), 3.65-3.26 (m, 8H), 1.62-1.51 (m, 2H), 1.4-1.18 (m, 6H), 0.83 (t, *J* = 6.6 Hz, 3H). ¹³C NMR (75 MHz, CDCl₃) δ 165.9, 162.6, 162.3, 154.8, 138.3, 136.9, 135.6, 129.7, 129.6, 129.57, 129.5, 126.3, 125.1, 125.4, 122.9, 121.4, 118.3, 116.8, 116.5, 114.9, 114.6, 111.9, 46.2 (2 peaks), 45.6, 41.2, 39.2, 29.4, 29.1, 22.4, 14.0. MS (ES+) *m/z* 521.2 (M+1).

EXAMPLE 1.11

10 SYNTHESIS OF 6-[4-(5-FLUORO-2-TRIFLUOROMETHYLBENZOYL)PIPERAZIN-1-YL]IMIDAZO[1,2-B]PYRIDAZINE-2-CARBOXYLIC ACID BUTYLAMIDE

Following the procedure as described in Example 1, making variations only as required to *n*-butylamine in place of isoamylamine to react with 6-[4-(2-trifluoromethylbenzoyl)piperazin-1-yl]imidazo[1,2-b]pyridazine-2-carboxylic acid ethyl ester, the title compound was obtained as a white solid in 75% yield (0.082 g). ¹H NMR (300 MHz, CDCl₃) δ 8.11 (s, 1H), 7.73-7.66 (m, 1H), 7.62 (d, *J* = 9.3 Hz, 1H), 7.25-7.14 (m, 2H), 7.06-7.0 (m, 1H), 6.84 (d, *J* = 9.3 Hz, 1H), 3.85-3.88 (m, 1H), 3.87-3.76 (m, 1H), 3.63-3.25 (m, 8H), 1.6-1.48 (m, 2H), 1.43-1.29 (m, 2H), 0.88 (t, *J* = 7.2 Hz, 3H). ¹³C NMR (75 MHz, CDCl₃) δ 165.9, 162.6, 162.3, 154.7, 138.4, 136.9, 136.8, 135.6, 129.7, 129.6, 129.57, 129.5, 126.3, 125.1, 125.4, 122.9, 121.4, 118.3, 116.8, 116.5, 114.9, 114.6, 111.9, 46.2, 45.6, 38.8, 38.3, 31.8, 20.1, 13.7. MS (ES+) *m/z* 493.6 (M+1).

EXAMPLE 2

SYNTHESIS OF [4-(2-ETHYLIMIDAZO[1,2-B]PYRIDAZIN-6-YL)PIPERAZIN-1-YL](2-TRIFLUOROMETHYLPHENYL)METHANONE

25 A mixture of [4-(6-aminopyridazin-3-yl)piperazin-1-yl](2-trifluoromethylphenyl)-methanone (0.120 g, 0.342 mmol), 1-bromobutan-2-one (0.077 g, 0.512 mmol) and sodium bicarbonate (0.016 g) in ethanol was refluxed over night. The reaction mixture was concentrated *in vacuo*, then diluted with 10 mL of water, extracted with ethyl acetate. The organic layer was dried and concentrated. The residue was purified by column chromatography. The title compound was obtained as a white solid in 69% yield (0.095 g). ¹H NMR (300 MHz, CDCl₃) δ 7.73-7.47 (m, 4H), 7.43 (s, 1H), 7.33 (d, *J* = 7.5 Hz, 1H), 6.71 (d, *J* = 7.5 Hz, 1H), 4.02-3.82 (m, 2H), 3.58-3.5 (m, 2H), 3.4-3.25

(m, 4H), 2.78 (q, 2H), 1.29 (m, $J = 7.5$ Hz, 3H). ^{13}C NMR (75 MHz, CDCl_3) δ 167.5, 154.4, 148.1, 135.7, 134.44, 134.41, 132.3, 129.4, 127.2, 126.9, 126.8, 126.7, 125.4, 125.34, 121.8, 113.1, 109.4, 46.6, 46.4, 46.2, 41.2, 22.4, 13.5. MS (ES+) m/z 404 (M+1).

5

EXAMPLE 2.1

SYNTHESIS OF [4-(2-PENTYLIMIDAZO[1,2-B]PYRIDAZIN-6-YL)PIPERAZIN-1-YL](2-TRIFLUOROMETHYLPHENYL) METHANONE

Following the procedure as described in Example 2, making variations only as required to 1-bromoheptan-2-one in place of 1-bromobutan-2-one to react with [4-(6-aminopyridazin-3-yl)piperazin-1-yl](2-trifluoromethylphenyl)methanone, the title
10 compound was obtained as a white solid in 62% yield. ^1H NMR (300 MHz, CDCl_3) δ 7.71-7.69 (m, 1H), 7.64-7.49 (m, 3H), 7.42 (s, 1H), 7.34-7.32 (m, 1H), 6.7 (d, $J = 9.9$ Hz, 1H), 4.01-3.83 (m, 2H), 3.57-3.48 (m, 2H), 3.37-3.27 (m, 4H), 2.73-2.68 (m, 2H), 1.75-1.65 (m, 2H), 1.4-1.25 (m, 4H), 0.91 (t, $J = 6.9$ Hz, 3H). ^{13}C NMR (75 MHz, CDCl_3)
15 δ 167.5, 154.3, 146.8, 135.7, 134.4, 132.3, 129.4, 127.1, 126.8, 126.7, 126.6, 125.4, 125.3, 121.8, 113.6, 109.3, 46.5, 46.4, 46.2, 41.1, 31.5, 29.1, 29.07, 22.5, 14.0. MS (ES+) m/z 446.2 (M+1).

EXAMPLE 2.2

SYNTHESIS OF [4-(2-BUTYLIMIDAZO[1,2-B]PYRIDAZIN-6-YL)PIPERAZIN-1-YL](2-TRIFLUOROMETHYLPHENYL)METHANONE
20

Following the procedure as described in Example 2, making variations only as required to use 1-bromohexan-2-one in place of 1-bromobutan-2-one to react with [4-(6-aminopyridazin-3-yl)piperazin-1-yl](2-trifluoromethylphenyl)methanone, the title
25 compound was obtained as a white solid in 42% yield. ^1H NMR (300 MHz, CDCl_3) δ 7.72-7.48 (m, 4H), 7.43 (s, 1H), 7.35-7.32 (m, 1H), 6.71 (d, $J = 9.9$ Hz, 1H), 4.02-3.83 (m, 2H), 3.53 (m, 2H), 3.37-3.3 (m, 4H), 2.74-2.69 (m, 2H), 1.76-1.61 (m, 2H), 1.48-1.3 (m, 2H), 0.91 (t, $J = 7.2$ Hz, 3H). ^{13}C NMR (75 MHz, CDCl_3) δ 167.4, 154.3, 146.8, 135.7, 134.4, 132.3, 129.4, 127.0, 126.8, 126.76, 126.7, 126.6, 126.2, 125.4, 125.3, 121.8, 113.6, 109.3, 46.5, 46.3, 46.2, 41.1, 31.5, 28.8, 22.4, 13.9. MS (ES+) m/z 432.3
30 (M+1).

EXAMPLE 3

SYNTHESIS OF [4-(2-PROPYL-1H-BENZOIMIDAZOL-5-YL)PIPERAZIN-1-YL](2-TRIFLUOROMETHYLPHENYL)METHANONE

A mixture of [4-(3,4-diaminophenyl)piperazin-1-yl](2-trifluoromethylphenyl)-
5 methanone (0.500 g, 1.370 mmol) and butyric acid (0.180 g, 2.040 mmol) was heated
to reflux in POCl₃ for 12 h. The mixture was cooled to room temperature and then
concentrated. The black syrup was poured over 10% Na₂CO₃ solution, then extracted
with ethyl acetate, washed with water and brine. The solvent was removed *in vacuo*
and the residue was purified by column chromatography to yield the title compound as
10 a yellow syrup in 52% yield (0.115 g). ¹H NMR (300 MHz, CDCl₃) δ 8.90 (br., s, 1H),
7.69 (d, *J* = 7.6 Hz, 1H), 7.62-7.42 (m, 2H), 7.36 (d, *J* = 9.2 Hz, 2H), 6.98 (s, 1H), 6.87
(dd, *J* = 2.0, 8.7 Hz, 1H), 4.01-3.91 (m, 2H), 3.33 (t, *J* = 4.8 Hz, 2H), 3.15 (t, *J* = 4.8 Hz,
2H), 3.05-2.95 (m, 2H), 2.79 (t, *J* = 7.4 Hz, 2H), 1.85-1.70 (m, 2H), 0.90 (t, *J* = 7.3 Hz,
3H). ¹³C NMR (75 MHz, CDCl₃) δ 167.5, 155.4, 147.2, 134.5, 134.5, 132.3, 129.3,
15 127.2, 127.0, 126.8, 126.8, 126.7, 126.7, 126.6, 126.2, 125.4, 121.8, 114.7, 102.5,
102.4, 102.3, 51.4, 51.2, 47.3, 41.9, 31.1, 21.6, 13.8. MS (ES+) *m/z* 417.1 (M+1).

EXAMPLE 3.1

SYNTHESIS OF [4-(2-PENTYL-1H-BENZOIMIDAZOL-5-YL)PIPERAZIN-1-YL](2-TRIFLUOROMETHYLPHENYL)METHANONE

20 Following the procedure as described in Example 3, making variations only as
required to use *n*-hexanoic acid in place of butyric acid to react with [4-(3,4-
diaminophenyl)piperazin-1-yl](2-trifluoromethylphenyl)methanone, the title compound
was obtained as a yellow syrup in 57% yield (0.347 g). ¹H NMR (300 MHz, CDCl₃) δ
8.8 (br., s, 1H), 7.70 (d, *J* = 7.7 Hz, 1H), 7.64-7.45 (m, 2H), 7.36 (d, *J* = 8.7 Hz, 1H),
25 6.99 (s, 1H), 6.87 (dd, *J* = 1.9, 8.7 Hz, 1H), 4.00-3.91 (m, 2H), 3.33 (t, *J* = 4.8 Hz, 2H),
3.15 (t, *J* = 5.1 Hz, 2H), 3.05-2.95 (m, 2H), 2.82 (t, *J* = 7.7 Hz, 2H), 1.85-1.70 (m, 2H),
1.33-1.16 (m, 4H), 0.79 (t, *J* = 7.0 Hz, 3H). ¹³C NMR (75 MHz, CDCl₃) δ 167.5, 155.3,
147.4, 138.4, 134.5, 134.0, 132.3, 129.3, 127.2, 127.1, 126.8, 126.8, 126.7, 126.6,
125.4, 121.8, 115.4, 115.3, 114.9, 102.3, 51.3, 51.1, 47.3, 41.9, 31.4, 29.1, 27.9, 22.3,
30 13.9. MS (ES+) *m/z* 445.2 (M+1).

EXAMPLE 4

MEASURING STEAROYL-COA DESATURASE INHIBITION ACTIVITY OF A TEST COMPOUND USING MOUSE LIVER MICROSOMES.

The identification of compounds of the invention as SCD inhibitors was readily
5 accomplished using the SCD enzymes and microsomal assay procedure described in
Brownlie *et al*, PCT published patent application, WO 01/62954.

Preparation of Mouse Liver Microsomes:

Male ICR mice, on a high-carbohydrate, low fat diet, under light halothane (15%
in mineral oil) anesthesia are sacrificed by exsanguination during periods of high
10 enzyme activity. Livers are immediately rinsed with cold 0.9% NaCl solution, weighed
and minced with scissors. All procedures are performed at 4°C unless specified
otherwise. Livers are homogenized in a solution (1:3 w/v) containing 0.25 M sucrose,
62 mM potassium phosphate buffer (pH 7.0), 0.15 M KCl, 1.5 mM *N*-acetylcysteine, 5
mM MgCl₂, and 0.1 mM EDTA using 4 strokes of a Potter-Elvehjem tissue
15 homogenizer. The homogenate is centrifuged at 10,400 x g for 20 min to eliminate
mitochondria and cellular debris. The supernatant is filtered through a 3-layer
cheesecloth and centrifuged at 105,000 x g for 60 min. The microsomal pellet is gently
resuspended in the same homogenization solution with a small glass/teflon
homogenizer and stored at -70°C. The absence of mitochondrial contamination is
20 enzymatically assessed. The protein concentration is measured using bovine serum
albumin as the standard.

Incubation of Mouse Liver Microsomes with Test Compounds:

Reactions are started by adding 2 mg of microsomal protein to pre-incubated
tubes containing 0.20 µCi of the substrate fatty acid (1-¹⁴C palmitic acid) at a final
25 concentration of 33.3 µM in 1.5 ml of homogenization solution, containing 42 mM NaF,
0.33 mM niacinamide, 1.6 mM ATP, 1.0 mM NADH, 0.1 mM coenzyme A and a 10 µM
concentration of test compound. The tubes are vortexed vigorously and after 15 min
incubation in a shaking water bath (37 °C), the reactions are stopped and fatty acids
are analyzed.

30 Fatty acids are analyzed as follows: The reaction mixture is saponified with
10% KOH to obtain free fatty acids which are further methylated using BF₃ in methanol.
The fatty acid methyl esters are analyzed by high performance liquid chromatography

(HPLC) using a Hewlett Packard 1090, Series II chromatograph equipped with a diode array detector set at 205 nm, a radioisotope detector (Model 171, Beckman, CA) with a solid scintillation cartridge (97% efficiency for ¹⁴C-detection) and a reverse-phase ODS (C-18) Beckman column (250 mm x 4.6 mm i.d.; 5 μm particle size) attached to a pre-
5 column with a μBondapak C-18 (Beckman) insert. Fatty acid methyl esters are separated isocratically with acetonitrile/water (95:5 v:v) at a flow rate of 1 mL/min and are identified by comparison with authentic standards. Alternatively, fatty acid methyl esters may be analyzed by capillary column gas-chromatography (GC) or Thin Layer Chromatography (TLC).

10 Those skilled in the art are aware of a variety of modifications to this assay that can be useful for measuring inhibition of stearyl-CoA desaturase activity in microsomes by test compounds.

Representative compounds of the invention showed activity as inhibitors of SCD when tested in this assay. The activity was defined in terms of % SCD enzyme
15 activity remaining at the desired concentration of the test compound.

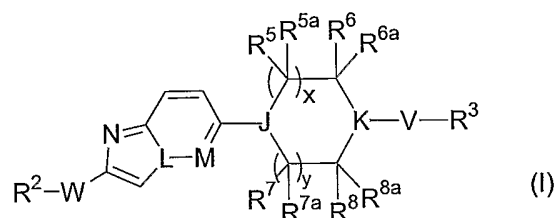
* * * * *

All of the U.S. patents, U.S. patent application publications, U.S. patent applications, foreign patents, foreign patent applications and non-patent publications referred to in this specification and/or listed in the Application Data Sheet are
20 incorporated herein by reference, in their entirety.

From the foregoing it will be appreciated that, although specific embodiments of the invention have been described herein for purposes of illustration, various modifications may be made without deviating from the spirit and scope of the invention. Accordingly, the invention is not limited except as by the appended claims.

WHAT IS CLAIMED IS

1. A method of inhibiting human stearyl-CoA desaturase (hSCD) activity comprising contacting a source of hSCD with a compound of formula (I):



wherein:

x and y are each independently 1, 2 or 3;

J and K are each independently N or C(R¹¹);

L is N or C(R⁴);

M is -N= or -C(R⁴)=;

W is a direct bond, -N(R¹)C(O)-, -C(O)N(R¹)-, -OC(O)N(R¹)-, -N(R¹)C(O)N(R¹)-, -O-, -N(R¹)-, -S(O)_t- (where t is 0, 1 or 2), -N(R¹)S(O)_p- (where p is 1 or 2), -S(O)_pN(R¹)- (where p is 1 or 2), -C(O)-, -OS(O)₂N(R¹)-, -OC(O)-, -C(O)O-, -N(R¹)C(O)O- or -C(R¹)₂-;

V is -N(R¹)-, -N(R¹)C(O)-, -C(O)-, -C(O)O-, -C(S)-, -C(O)N(R¹)-, -S(O)_p- (where p is 1 or 2), -S(O)_pN(R¹)- (where p is 1 or 2), or -C(R¹⁰)H-;

each R¹ is independently selected from the group consisting of hydrogen, C₁-C₁₂alkyl, C₂-C₁₂hydroxyalkyl, C₄-C₁₂cycloalkylalkyl and C₇-C₁₉aralkyl;

R² is selected from the group consisting of C₁-C₁₂alkyl, C₂-C₁₂alkenyl, C₂-C₁₂hydroxyalkyl, C₂-C₁₂hydroxyalkenyl, C₂-C₁₂alkoxyalkyl, C₃-C₁₂cycloalkyl, C₄-C₁₂cycloalkylalkyl, aryl, C₇-C₁₉aralkyl, C₃-C₁₂heterocyclyl, C₃-C₁₂heterocyclylalkyl, C₁-C₁₂heteroaryl, and C₃-C₁₂heteroarylalkyl;

or R² is a multi-ring structure having 2 to 4 rings wherein the rings are independently selected from the group consisting of cycloalkyl, heterocyclyl, aryl and heteroaryl and where some or all of the rings may be fused to each other;

R³ is selected from the group consisting of C₁-C₁₂alkyl, C₂-C₁₂alkenyl, C₂-C₁₂hydroxyalkyl, C₂-C₁₂hydroxyalkenyl, C₂-C₁₂alkoxyalkyl, C₃-C₁₂cycloalkyl, C₄-C₁₂cycloalkylalkyl, aryl, C₇-C₁₉aralkyl, C₃-C₁₂heterocyclyl, C₃-C₁₂heterocyclylalkyl, C₁-C₁₂heteroaryl and C₃-C₁₂heteroarylalkyl;

or R³ is a multi-ring structure having 2 to 4 rings wherein the rings are independently selected from the group consisting of cycloalkyl, heterocyclyl, aryl and

heteroaryl and where some or all of the rings may be fused to each other;

each R^4 is independently selected from hydrogen, fluoro, chloro, C_1 - C_{12} alkyl, C_1 - C_{12} alkoxy, haloalkyl, cyano, nitro or $-N(R^9)_2$;

R^5 , R^{5a} , R^6 , R^{6a} , R^7 , R^{7a} , R^8 and R^{8a} are each independently selected from hydrogen or C_1 - C_3 alkyl;

or R^5 and R^{5a} together, R^6 and R^{6a} together, or R^7 and R^{7a} together, or R^8 and R^{8a} together are an oxo group, provided that when V is $-C(O)-$, R^6 and R^{6a} together or R^8 and R^{8a} together do not form an oxo group, while the remaining R^5 , R^{5a} , R^6 , R^{6a} , R^7 , R^{7a} , R^8 and R^{8a} are each independently selected from hydrogen or C_1 - C_3 alkyl;

or one of R^5 , R^{5a} , R^6 and R^{6a} together with one of R^7 , R^{7a} , R^8 and R^{8a} forms a direct bond or an alkylene bridge, while the remaining R^5 , R^{5a} , R^6 , R^{6a} , R^7 , R^{7a} , R^8 , and R^{8a} are each independently selected from hydrogen or C_1 - C_3 alkyl;

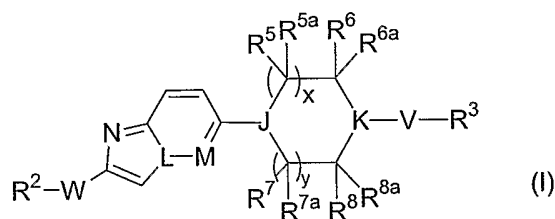
each R^9 is independently selected from hydrogen or C_1 - C_6 alkyl;

R^{10} is hydrogen or C_1 - C_3 alkyl; and

R^{11} is independently selected from hydrogen, fluoro, chloro, C_1 - C_{12} alkyl or C_1 - C_{12} alkoxy;

as a stereoisomer, enantiomer or tautomer thereof, as a mixture of stereoisomers, as a pharmaceutically acceptable salt thereof, or as a prodrug thereof.

2. A method of treating a disease or condition mediated by stearoyl-CoA desaturase (SCD) in a mammal, wherein the method comprises administering to the mammal in need thereof a therapeutically effective amount of a compound of formula (I):



wherein:

x and y are each independently 1, 2 or 3;

J and K are each independently N or $C(R^{11})$;

L is N or $C(R^4)$;

M is $-N=$ or $-C(R^4)=$;

W is a direct bond, $-N(R^1)C(O)-$, $-C(O)N(R^1)-$, $-OC(O)N(R^1)-$, $-N(R^1)C(O)N(R^1)-$, $-O-$, $-N(R^1)-$, $-S(O)_t-$ (where t is 0, 1 or 2), $-N(R^1)S(O)_p-$ (where p is 1 or 2), $-S(O)_pN(R^1)-$ (where p is 1 or 2), $-C(O)-$, $-OS(O)_2N(R^1)-$, $-OC(O)-$, $-C(O)O-$, $-N(R^1)C(O)O-$ or $-C(R^1)_2-$;

V is $-N(R^1)-$, $-N(R^1)C(O)-$, $-C(O)-$, $-C(O)O-$, $-C(S)-$, $-C(O)N(R^1)-$, $-S(O)_p-$ (where p is 1 or 2), $-S(O)_pN(R^1)-$ (where p is 1 or 2), or $-C(R^{10})H-$;

each R^1 is independently selected from the group consisting of hydrogen, C_1 - C_{12} alkyl, C_2 - C_{12} hydroxyalkyl, C_4 - C_{12} cycloalkylalkyl and C_7 - C_{19} aralkyl;

R^2 is selected from the group consisting of C_1 - C_{12} alkyl, C_2 - C_{12} alkenyl, C_2 - C_{12} hydroxyalkyl, C_2 - C_{12} hydroxyalkenyl, C_2 - C_{12} alkoxyalkyl, C_3 - C_{12} cycloalkyl, C_4 - C_{12} cycloalkylalkyl, aryl, C_7 - C_{19} aralkyl, C_3 - C_{12} heterocyclyl, C_3 - C_{12} heterocyclylalkyl, C_1 - C_{12} heteroaryl, and C_3 - C_{12} heteroarylalkyl;

or R^2 is a multi-ring structure having 2 to 4 rings wherein the rings are independently selected from the group consisting of cycloalkyl, heterocyclyl, aryl and heteroaryl and where some or all of the rings may be fused to each other;

R^3 is selected from the group consisting of C_1 - C_{12} alkyl, C_2 - C_{12} alkenyl, C_2 - C_{12} hydroxyalkyl, C_2 - C_{12} hydroxyalkenyl, C_2 - C_{12} alkoxyalkyl, C_3 - C_{12} cycloalkyl, C_4 - C_{12} cycloalkylalkyl, aryl, C_7 - C_{19} aralkyl, C_3 - C_{12} heterocyclyl, C_3 - C_{12} heterocyclylalkyl, C_1 - C_{12} heteroaryl and C_3 - C_{12} heteroarylalkyl;

or R^3 is a multi-ring structure having 2 to 4 rings wherein the rings are independently selected from the group consisting of cycloalkyl, heterocyclyl, aryl and heteroaryl and where some or all of the rings may be fused to each other;

each R^4 is independently selected from hydrogen, fluoro, chloro, C_1 - C_{12} alkyl, C_1 - C_{12} alkoxy, haloalkyl, cyano, nitro or $-N(R^9)_2$;

R^5 , R^{5a} , R^6 , R^{6a} , R^7 , R^{7a} , R^8 and R^{8a} are each independently selected from hydrogen or C_1 - C_3 alkyl;

or R^5 and R^{5a} together, R^6 and R^{6a} together, or R^7 and R^{7a} together, or R^8 and R^{8a} together are an oxo group, provided that when V is $-C(O)-$, R^6 and R^{6a} together or R^8 and R^{8a} together do not form an oxo group, while the remaining R^5 , R^{5a} , R^6 , R^{6a} , R^7 , R^{7a} , R^8 and R^{8a} are each independently selected from hydrogen or C_1 - C_3 alkyl;

or one of R^5 , R^{5a} , R^6 and R^{6a} together with one of R^7 , R^{7a} , R^8 and R^{8a} forms a direct bond or an alkylene bridge, while the remaining R^5 , R^{5a} , R^6 , R^{6a} , R^7 , R^{7a} , R^8 , and R^{8a} are each independently selected from hydrogen or C_1 - C_3 alkyl;

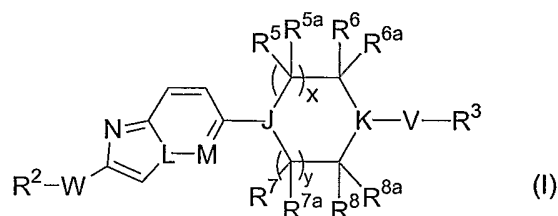
each R^9 is independently selected from hydrogen or C_1 - C_6 alkyl;

R^{10} is hydrogen or C_1 - C_3 alkyl; and

R^{11} is independently selected from hydrogen, fluoro, chloro, C_1 - C_{12} alkyl or C_1 - C_{12} alkoxy;

as a stereoisomer, enantiomer or tautomer thereof, as a mixture of stereoisomers, as a pharmaceutically acceptable salt thereof, or as a prodrug thereof.

3. The method of Claim 2 wherein the mammal is a human.
4. The method of Claim 3 wherein the disease or condition is selected from the group consisting of Type II diabetes, impaired glucose tolerance, insulin resistance, obesity, fatty liver, non-alcoholic steatohepatitis, dyslipidemia and metabolic syndrome and any combination of these.
5. The method of Claim 4 wherein the disease or condition is Type II diabetes.
6. The method of Claim 4 wherein the disease or condition is obesity.
7. The method of Claim 4 wherein the disease or condition is metabolic syndrome.
8. The method of Claim 4 wherein the disease or condition is fatty liver.
9. The method of Claim 4 wherein the disease or condition is non-alcoholic steatohepatitis.
10. A compound of formula (I):



wherein:

x and y are each independently 1, 2 or 3;

J and K are each independently N or C(R¹¹);

L is N or C(R⁴);

M is -N= or -C(R⁴)=;

W is a direct bond, -N(R¹)C(O)-, -C(O)N(R¹)-, -OC(O)N(R¹)-, -N(R¹)C(O)N(R¹)-, -O-, -N(R¹)-, -S(O)_t- (where t is 0, 1 or 2), -N(R¹)S(O)_p- (where p is 1 or 2), -S(O)_pN(R¹)- (where p is 1 or 2), -C(O)-, -OS(O)₂N(R¹)-, -OC(O)-, -C(O)O-, -N(R¹)C(O)O- or -C(R¹)₂-;

V is -N(R¹)-, -N(R¹)C(O)-, -C(O)-, -C(O)O-, -C(S)-, -C(O)N(R¹)-, -S(O)_p- (where p is 1 or 2), -S(O)_pN(R¹)- (where p is 1 or 2), or -C(R¹⁰)H-;

each R¹ is independently selected from the group consisting of hydrogen, C₁-C₁₂alkyl, C₂-C₁₂hydroxyalkyl, C₄-C₁₂cycloalkylalkyl and C₇-C₁₉aralkyl;

R² is selected from the group consisting of C₁-C₁₂alkyl, C₂-C₁₂alkenyl, C₂-C₁₂hydroxyalkyl, C₂-C₁₂hydroxyalkenyl, C₂-C₁₂alkoxyalkyl, C₃-C₁₂cycloalkyl, C₄-C₁₂cycloalkylalkyl, aryl, C₇-C₁₉aralkyl, C₃-C₁₂heterocyclyl, C₃-C₁₂heterocyclylalkyl, C₁-C₁₂heteroaryl, and C₃-C₁₂heteroarylalkyl;

or R² is a multi-ring structure having 2 to 4 rings wherein the rings are independently selected from the group consisting of cycloalkyl, heterocyclyl, aryl and heteroaryl and where some or all of the rings may be fused to each other;

R³ is selected from the group consisting of C₁-C₁₂alkyl, C₂-C₁₂alkenyl, C₂-C₁₂hydroxyalkyl, C₂-C₁₂hydroxyalkenyl, C₂-C₁₂alkoxyalkyl, C₃-C₁₂cycloalkyl, C₄-C₁₂cycloalkylalkyl, aryl, C₇-C₁₉aralkyl, C₃-C₁₂heterocyclyl, C₃-C₁₂heterocyclylalkyl, C₁-C₁₂heteroaryl and C₃-C₁₂heteroarylalkyl;

or R³ is a multi-ring structure having 2 to 4 rings wherein the rings are independently selected from the group consisting of cycloalkyl, heterocyclyl, aryl and heteroaryl and where some or all of the rings may be fused to each other;

each R⁴ is independently selected from hydrogen, fluoro, chloro, C₁-C₁₂alkyl, C₁-C₁₂alkoxy, haloalkyl, cyano, nitro or -N(R⁹)₂;

R⁵, R^{5a}, R⁶, R^{6a}, R⁷, R^{7a}, R⁸ and R^{8a} are each independently selected from hydrogen or C₁-C₃alkyl;

or R⁵ and R^{5a} together, R⁶ and R^{6a} together, or R⁷ and R^{7a} together, or R⁸ and R^{8a} together are an oxo group, provided that when V is -C(O)-, R⁶ and R^{6a} together or R⁸ and R^{8a} together do not form an oxo group, while the remaining R⁵, R^{5a}, R⁶, R^{6a}, R⁷, R^{7a}, R⁸ and R^{8a} are each independently selected from hydrogen or C₁-C₃alkyl;

or one of R⁵, R^{5a}, R⁶ and R^{6a} together with one of R⁷, R^{7a}, R⁸ and R^{8a}

forms a direct bond or an alkylene bridge, while the remaining R^5 , R^{5a} , R^6 , R^{6a} , R^7 , R^{7a} , R^8 , and R^{8a} are each independently selected from hydrogen or C_1 - C_3 alkyl;

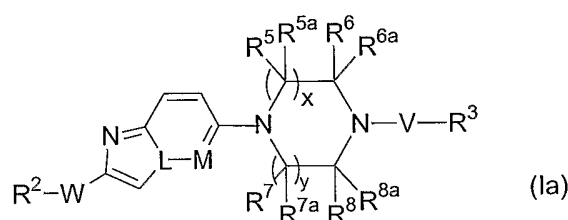
each R^9 is independently selected from hydrogen or C_1 - C_6 alkyl;

R^{10} is hydrogen or C_1 - C_3 alkyl; and

R^{11} is independently selected from hydrogen, fluoro, chloro, C_1 - C_{12} alkyl or C_1 - C_{12} alkoxy;

as a stereoisomer, enantiomer or tautomer thereof, as a mixture of stereoisomers, as a pharmaceutically acceptable salt thereof, or as a prodrug thereof.

11. The compound of Claim 10 where J and K are both N, *i.e.*, a compound having the following formula (Ia):



12. The compound of Claim 2 wherein:

x and y are each 1;

L is N;

M is -N=;

W is a direct bond, -N(R^1)C(O)-, -C(O)N(R^1)-, -OC(O)N(R^1)-, -N(R^1)C(O)N(R^1)-, -O-, -N(R^1)-, -S(O)_t- (where t is 0, 1 or 2), -N(R^1)S(O)_p- (where p is 1 or 2), -S(O)_pN(R^1)- (where p is 1 or 2), -C(O)-, -OS(O)₂N(R^1)-, -OC(O)-, -C(O)O-, -N(R^1)C(O)O-, or -C(R^1)₂-;

V is -N(R^1)-, -N(R^1)C(O)-, -C(O)-, -C(O)O-, -C(S)-, -C(O)N(R^1)-, -S(O)_p- (where p is 1 or 2), -S(O)_pN(R^1)- (where p is 1 or 2), or -C(R^{10})H-;

each R^1 is independently selected from the group consisting of hydrogen, C_1 - C_{12} alkyl, C_2 - C_{12} hydroxyalkyl, C_4 - C_{12} cycloalkylalkyl and C_7 - C_{19} aralkyl;

R^2 is selected from the group consisting of C_1 - C_{12} alkyl, C_2 - C_{12} alkenyl, C_2 - C_{12} hydroxyalkyl, C_2 - C_{12} hydroxyalkenyl, C_2 - C_{12} alkoxyalkyl, C_3 - C_{12} cycloalkyl, C_4 - C_{12} cycloalkylalkyl, aryl, C_7 - C_{19} aralkyl, C_3 - C_{12} heterocyclyl, C_3 - C_{12} heterocyclylalkyl, C_1 - C_{12} heteroaryl, and C_3 - C_{12} heteroarylalkyl;

R^3 is selected from the group consisting of C_1 - C_{12} alkyl, C_2 - C_{12} alkenyl,

C₂-C₁₂hydroxyalkyl, C₂-C₁₂hydroxyalkenyl, C₂-C₁₂alkoxyalkyl, C₃-C₁₂cycloalkyl, C₄-C₁₂cycloalkylalkyl, aryl, C₇-C₁₉aralkyl, C₃-C₁₂heterocyclyl, C₃-C₁₂heterocyclylalkyl, C₁-C₁₂heteroaryl and C₃-C₁₂heteroarylalkyl;

R⁵, R^{5a}, R⁶, R^{6a}, R⁷, R^{7a}, R⁸ and R^{8a} are each independently selected from hydrogen or C₁-C₃alkyl; and

R¹⁰ is hydrogen or C₁-C₃alkyl.

13. The compound of Claim 12 where W is -N(R¹)C(O)- and V is -C(O)-.

14. The compound of Claim 13 selected from the group consisting of the following:

6-[4-(5-Fluoro-2-trifluoromethylbenzoyl) piperazin-1-yl]imidazo[1,2-b]pyridazine-2-carboxylic acid (3-methylbutyl)amide;

6-[4-(5-Fluoro-2-trifluoromethylbenzoyl)-piperazin-1-yl]-imidazo[1,2-b]pyridazine-2-carboxylic acid pentylamide;

6-[4-(5-Fluoro-2-trifluoromethylbenzoyl)-piperazin-1-yl]-imidazo[1,2-b]pyridazine-2-carboxylic acid [2-(4-fluoro-phenyl)ethyl]amide;

6-[4-(5-Fluoro-2-trifluoromethylbenzoyl)-piperazin-1-yl]-imidazo[1,2-b]pyridazine-2-carboxylic acid 4-fluorobenzylamide;

6-[4-(5-Fluoro-2-trifluoromethylbenzoyl)-piperazin-1-yl]-imidazo[1,2-b]pyridazine-2-carboxylic acid (3-cyclopropylpropyl)amide;

6-[4-(2-Trifluoromethyl-benzoyl)-piperazin-1-yl]-imidazo[1,2-b]pyridazine-2-carboxylic acid pentylamide;

6-[4-(2-Trifluoromethyl-benzoyl)-piperazin-1-yl]-imidazo[1,2-b]pyridazine-2-carboxylic acid butylamide;

6-[4-(2-Trifluoromethyl-benzoyl)-piperazin-1-yl]-imidazo[1,2-b]pyridazine-2-carboxylic acid (5-chloro-pyridin-2-yl)-amide;

6-[4-(2-Trifluoromethyl-benzoyl)-piperazin-1-yl]-imidazo[1,2-b]pyridazine-2-carboxylic acid 4-fluoro-benzylamide;

6-[4-(2-Trifluoromethyl-benzoyl)-piperazin-1-yl]-imidazo[1,2-b]pyridazine-2-carboxylic acid (4-fluoro-phenyl)-amide;

6-[4-(5-Fluoro-2-trifluoromethyl-benzoyl)-piperazin-1-yl]-imidazo[1,2-b]pyridazine-2-carboxylic acid hexylamide; and

6-[4-(5-Fluoro-2-trifluoromethyl-benzoyl)-piperazin-1-yl]-imidazo[1,2-b]pyridazine-2-carboxylic acid butylamide.

15. The compound of Claim 12 where W is a direct bond and V is -C(O-

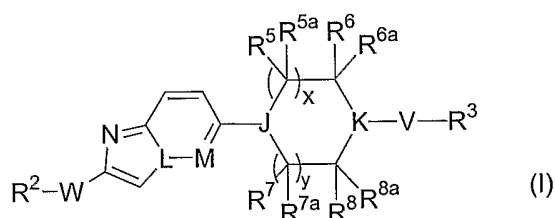
16. The compound of Claim 15 selected from the group consisting of the following:

[4-(2-Ethylimidazo[1,2-b]pyridazin-6-yl)piperazin-1-yl](2-trifluoromethylphenyl)methanone;

[4-(2-Pentylimidazo[1,2-b]pyridazin-6-yl)piperazin-1-yl](2-trifluoromethylphenyl) methanone; and

[4-(2-Butylimidazo[1,2-b]pyridazin-6-yl)piperazin-1-yl]-(2-trifluoromethylphenyl) methanone.

17. A pharmaceutical composition comprising a pharmaceutically acceptable excipient or carrier and a therapeutically effective amount of a compound of formula (I):



wherein:

x and y are each independently 1, 2 or 3;

J and K are each independently N or C(R¹¹);

L is N or C(R⁴);

M is -N= or -C(R⁴)=;

W is a direct bond, -N(R¹)C(O)-, -C(O)N(R¹)-, -OC(O)N(R¹)-, -N(R¹)C(O)N(R¹)-, -O-, -N(R¹)-, -S(O)_t- (where t is 0, 1 or 2), -N(R¹)S(O)_p- (where p is 1 or 2), -S(O)_pN(R¹)- (where p is 1 or 2), -C(O)-, -OS(O)₂N(R¹)-, -OC(O)-, -C(O)O-, -N(R¹)C(O)O- or -C(R¹)₂-;

V is -N(R¹)-, -N(R¹)C(O)-, -C(O)-, -C(O)O-, -C(S)-, -C(O)N(R¹)-, -S(O)_p- (where p is 1 or 2), -S(O)_pN(R¹)- (where p is 1 or 2), or -C(R¹⁰)H-;

each R¹ is independently selected from the group consisting of hydrogen, C₁-C₁₂alkyl, C₂-C₁₂hydroxyalkyl, C₄-C₁₂cycloalkylalkyl and C₇-C₁₉aralkyl;

R² is selected from the group consisting of C₁-C₁₂alkyl, C₂-C₁₂alkenyl,

C₂-C₁₂hydroxyalkyl, C₂-C₁₂hydroxyalkenyl, C₂-C₁₂alkoxyalkyl, C₃-C₁₂cycloalkyl, C₄-C₁₂cycloalkylalkyl, aryl, C₇-C₁₉aralkyl, C₃-C₁₂heterocyclyl, C₃-C₁₂heterocyclylalkyl, C₁-C₁₂heteroaryl, and C₃-C₁₂heteroarylalkyl;

or R² is a multi-ring structure having 2 to 4 rings wherein the rings are independently selected from the group consisting of cycloalkyl, heterocyclyl, aryl and heteroaryl and where some or all of the rings may be fused to each other;

R³ is selected from the group consisting of C₁-C₁₂alkyl, C₂-C₁₂alkenyl, C₂-C₁₂hydroxyalkyl, C₂-C₁₂hydroxyalkenyl, C₂-C₁₂alkoxyalkyl, C₃-C₁₂cycloalkyl, C₄-C₁₂cycloalkylalkyl, aryl, C₇-C₁₉aralkyl, C₃-C₁₂heterocyclyl, C₃-C₁₂heterocyclylalkyl, C₁-C₁₂heteroaryl and C₃-C₁₂heteroarylalkyl;

or R³ is a multi-ring structure having 2 to 4 rings wherein the rings are independently selected from the group consisting of cycloalkyl, heterocyclyl, aryl and heteroaryl and where some or all of the rings may be fused to each other;

each R⁴ is independently selected from hydrogen, fluoro, chloro, C₁-C₁₂alkyl, C₁-C₁₂alkoxy, haloalkyl, cyano, nitro or -N(R⁹)₂;

R⁵, R^{5a}, R⁶, R^{6a}, R⁷, R^{7a}, R⁸ and R^{8a} are each independently selected from hydrogen or C₁-C₃alkyl;

or R⁵ and R^{5a} together, R⁶ and R^{6a} together, or R⁷ and R^{7a} together, or R⁸ and R^{8a} together are an oxo group, provided that when V is -C(O)-, R⁶ and R^{6a} together or R⁸ and R^{8a} together do not form an oxo group, while the remaining R⁵, R^{5a}, R⁶, R^{6a}, R⁷, R^{7a}, R⁸ and R^{8a} are each independently selected from hydrogen or C₁-C₃alkyl;

or one of R⁵, R^{5a}, R⁶ and R^{6a} together with one of R⁷, R^{7a}, R⁸ and R^{8a} forms a direct bond or an alkylene bridge, while the remaining R⁵, R^{5a}, R⁶, R^{6a}, R⁷, R^{7a}, R⁸, and R^{8a} are each independently selected from hydrogen or C₁-C₃alkyl;

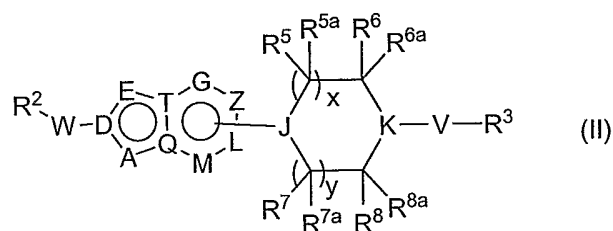
each R⁹ is independently selected from hydrogen or C₁-C₆alkyl;

R¹⁰ is hydrogen or C₁-C₃alkyl; and

R¹¹ is independently selected from hydrogen, fluoro, chloro, C₁-C₁₂alkyl or C₁-C₁₂alkoxy;

as a stereoisomer, enantiomer or tautomer thereof, as a mixture of stereoisomers, as a pharmaceutically acceptable salt thereof, or as a prodrug thereof.

18. A compound of formula (II):



x and y are each independently 1, 2 or 3;

J and K are each independently N or C(R¹¹);

A, D, E, G, Z, L, and M are each independently N, NH or C(R⁴);

T and Q are each independently C or N;

W is a direct bond, -N(R¹)C(O)-, -C(O)N(R¹)-, -OC(O)N(R¹)-, -N(R¹)C(O)N(R¹)-, -O-, -N(R¹)-, -S(O)_t- (where t is 0, 1 or 2), -N(R¹)S(O)_p- (where p is 1 or 2), -S(O)_pN(R¹)- (where p is 1 or 2), -C(O)-, -OS(O)₂N(R¹)-, -OC(O)-, -C(O)O-, -N(R¹)C(O)O- or -C(R¹)₂-;

V is -N(R¹)-, -N(R¹)C(O)-, -C(O)-, -C(O)O-, -C(S)-, -C(O)N(R¹)-, -S(O)_p- (where p is 1 or 2), -S(O)_pN(R¹)- (where p is 1 or 2), or -C(R¹⁰)H-;

each R¹ is independently selected from the group consisting of hydrogen, C₁-C₁₂alkyl, C₂-C₁₂hydroxyalkyl, C₄-C₁₂cycloalkylalkyl and C₇-C₁₉aralkyl;

R² is selected from the group consisting of C₁-C₁₂alkyl, C₂-C₁₂alkenyl, C₂-C₁₂hydroxyalkyl, C₂-C₁₂hydroxyalkenyl, C₂-C₁₂alkoxyalkyl, C₃-C₁₂cycloalkyl, C₄-C₁₂cycloalkylalkyl, aryl, C₇-C₁₉aralkyl, C₃-C₁₂heterocyclyl, C₃-C₁₂heterocyclylalkyl, C₁-C₁₂heteroaryl, and C₃-C₁₂heteroarylalkyl;

or R² is a multi-ring structure having 2 to 4 rings wherein the rings are independently selected from the group consisting of cycloalkyl, heterocyclyl, aryl and heteroaryl and where some or all of the rings may be fused to each other;

R³ is selected from the group consisting of C₁-C₁₂alkyl, C₂-C₁₂alkenyl, C₂-C₁₂hydroxyalkyl, C₂-C₁₂hydroxyalkenyl, C₂-C₁₂alkoxyalkyl, C₃-C₁₂cycloalkyl, C₄-C₁₂cycloalkylalkyl, aryl, C₇-C₁₉aralkyl, C₃-C₁₂heterocyclyl, C₃-C₁₂heterocyclylalkyl, C₁-C₁₂heteroaryl and C₃-C₁₂heteroarylalkyl;

or R³ is a multi-ring structure having 2 to 4 rings wherein the rings are independently selected from the group consisting of cycloalkyl, heterocyclyl, aryl and heteroaryl and where some or all of the rings may be fused to each other;

each R⁴ is independently selected from hydrogen, fluoro, chloro, C₁-C₁₂alkyl, C₁-C₁₂alkoxy, haloalkyl, cyano, nitro or -N(R⁹)₂;

R⁵, R^{5a}, R⁶, R^{6a}, R⁷, R^{7a}, R⁸ and R^{8a} are each independently selected

from hydrogen or C₁-C₃alkyl;

or R⁵ and R^{5a} together, R⁶ and R^{6a} together, or R⁷ and R^{7a} together, or R⁸ and R^{8a} together are an oxo group, provided that when V is -C(O)-, R⁶ and R^{6a} together or R⁸ and R^{8a} together do not form an oxo group, while the remaining R⁵, R^{5a}, R⁶, R^{6a}, R⁷, R^{7a}, R⁸ and R^{8a} are each independently selected from hydrogen or C₁-C₃alkyl;

or one of R⁵, R^{5a}, R⁶ and R^{6a} together with one of R⁷, R^{7a}, R⁸ and R^{8a} forms a direct bond or an alkylene bridge, while the remaining R⁵, R^{5a}, R⁶, R^{6a}, R⁷, R^{7a}, R⁸, and R^{8a} are each independently selected from hydrogen or C₁-C₃alkyl;

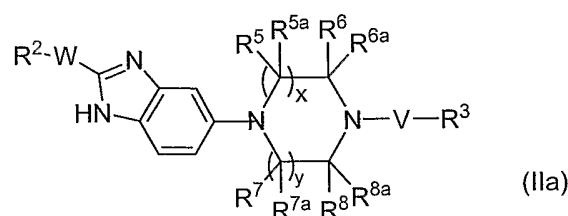
each R⁹ is independently selected from hydrogen or C₁-C₆alkyl;

R¹⁰ is hydrogen or C₁-C₃alkyl; and

R¹¹ is independently selected from hydrogen, fluoro, chloro, C₁-C₁₂alkyl or C₁-C₁₂alkoxy;

as a stereoisomer, enantiomer or tautomer thereof, as a mixture of stereoisomers, as a pharmaceutically acceptable salt thereof, or as a prodrug thereof.

19. The compound of Claim 18 wherein the compound of formula (II) is a compound of the following formula (IIa):



wherein:

x and y are each independently 1, 2 or 3;

W is a direct bond, -N(R¹)C(O)-, -C(O)N(R¹)-, -OC(O)N(R¹)-, -N(R¹)C(O)N(R¹)-, -O-, -N(R¹)-, -S(O)_t- (where t is 0, 1 or 2), -N(R¹)S(O)_p- (where p is 1 or 2), -S(O)_pN(R¹)- (where p is 1 or 2), -C(O)-, -OS(O)₂N(R¹)-, -OC(O)-, -C(O)O-, -N(R¹)C(O)O- or -C(R¹)₂-;

V is -N(R¹)-, -N(R¹)C(O)-, -C(O)-, -C(O)O-, -C(S)-, -C(O)N(R¹)-, -S(O)_p- (where p is 1 or 2), -S(O)_pN(R¹)- (where p is 1 or 2), or -C(R¹⁰)H-;

each R¹ is independently selected from the group consisting of hydrogen, C₁-C₁₂alkyl, C₂-C₁₂hydroxyalkyl, C₄-C₁₂cycloalkylalkyl and C₇-C₁₉aralkyl;

R² is selected from the group consisting of C₁-C₁₂alkyl, C₂-C₁₂alkenyl,

C₂-C₁₂hydroxyalkyl, C₂-C₁₂hydroxyalkenyl, C₂-C₁₂alkoxyalkyl, C₃-C₁₂cycloalkyl, C₄-C₁₂cycloalkylalkyl, aryl, C₇-C₁₉aralkyl, C₃-C₁₂heterocyclyl, C₃-C₁₂heterocyclylalkyl, C₁-C₁₂heteroaryl, and C₃-C₁₂heteroarylalkyl;

or R² is a multi-ring structure having 2 to 4 rings wherein the rings are independently selected from the group consisting of cycloalkyl, heterocyclyl, aryl and heteroaryl and where some or all of the rings may be fused to each other;

R³ is selected from the group consisting of C₁-C₁₂alkyl, C₂-C₁₂alkenyl, C₂-C₁₂hydroxyalkyl, C₂-C₁₂hydroxyalkenyl, C₂-C₁₂alkoxyalkyl, C₃-C₁₂cycloalkyl, C₄-C₁₂cycloalkylalkyl, aryl, C₇-C₁₉aralkyl, C₃-C₁₂heterocyclyl, C₃-C₁₂heterocyclylalkyl, C₁-C₁₂heteroaryl and C₃-C₁₂heteroarylalkyl;

or R³ is a multi-ring structure having 2 to 4 rings wherein the rings are independently selected from the group consisting of cycloalkyl, heterocyclyl, aryl and heteroaryl and where some or all of the rings may be fused to each other;

R⁵, R^{5a}, R⁶, R^{6a}, R⁷, R^{7a}, R⁸ and R^{8a} are each independently selected from hydrogen or C₁-C₃alkyl;

or R⁵ and R^{5a} together, R⁶ and R^{6a} together, or R⁷ and R^{7a} together, or R⁸ and R^{8a} together are an oxo group, provided that when V is -C(O)-, R⁶ and R^{6a} together or R⁸ and R^{8a} together do not form an oxo group, while the remaining R⁵, R^{5a}, R⁶, R^{6a}, R⁷, R^{7a}, R⁸ and R^{8a} are each independently selected from hydrogen or C₁-C₃alkyl;

or one of R⁵, R^{5a}, R⁶ and R^{6a} together with one of R⁷, R^{7a}, R⁸ and R^{8a} forms a direct bond or an alkylene bridge, while the remaining R⁵, R^{5a}, R⁶, R^{6a}, R⁷, R^{7a}, R⁸, and R^{8a} are each independently selected from hydrogen or C₁-C₃alkyl; and

R¹⁰ is hydrogen or C₁-C₃alkyl.

20. The compound of Claim 19 wherein:

x and y are each 1;

W is a direct bond, -N(R¹)C(O)-, or -C(O)N(R¹)-;

V is -C(O)-;

each R¹ is independently selected from the group consisting of hydrogen, C₁-C₁₂alkyl, C₂-C₁₂hydroxyalkyl, C₄-C₁₂cycloalkylalkyl and C₇-C₁₉aralkyl;

R² is selected from the group consisting of C₁-C₁₂alkyl, C₂-C₁₂alkenyl, C₂-C₁₂hydroxyalkyl, C₂-C₁₂hydroxyalkenyl, C₂-C₁₂alkoxyalkyl, C₃-C₁₂cycloalkyl, C₄-C₁₂cycloalkylalkyl, aryl, C₇-C₁₉aralkyl, C₃-C₁₂heterocyclyl, C₃-C₁₂heterocyclylalkyl, C₁-C₁₂heteroaryl, and C₃-C₁₂heteroarylalkyl;

R^3 is selected from the group consisting of C_1 - C_{12} alkyl, C_2 - C_{12} alkenyl, C_2 - C_{12} hydroxyalkyl, C_2 - C_{12} hydroxyalkenyl, C_2 - C_{12} alkoxyalkyl, C_3 - C_{12} cycloalkyl, C_4 - C_{12} cycloalkylalkyl, aryl, C_7 - C_{19} aralkyl, C_3 - C_{12} heterocyclyl, C_3 - C_{12} heterocyclylalkyl, C_1 - C_{12} heteroaryl and C_3 - C_{12} heteroarylalkyl; and

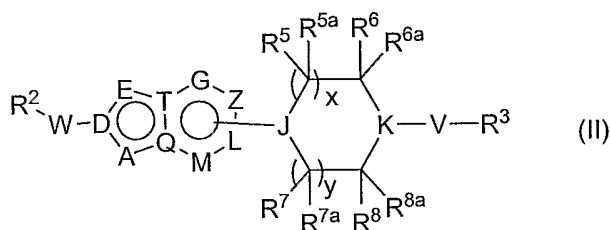
R^5 , R^{5a} , R^6 , R^{6a} , R^7 , R^{7a} , R^8 and R^{8a} are each hydrogen.

21. The compound of Claim 20 selected from the group consisting of the following:

[4-(2-Propyl-1*H*-benzimidazol-5-yl)piperazin-1-yl](2-trifluoromethylphenyl)methanone; and

[4-(2-Pentyl-1*H*-benzimidazol-5-yl)piperazin-1-yl](2-trifluoromethylphenyl)methanone.

22. A method of inhibiting human stearoyl-CoA desaturase (hSCD) activity comprising contacting a source of hSCD with a compound of formula (II):



x and y are each independently 1, 2 or 3;

J and K are each independently N or $C(R^{11})$;

A , D , E , G , Z , L , and M are each independently N , NH or $C(R^4)$;

T and Q are each independently C or N ;

W is a direct bond, $-N(R^1)C(O)-$, $-C(O)N(R^1)-$, $-OC(O)N(R^1)-$, $-N(R^1)C(O)N(R^1)-$, $-O-$, $-N(R^1)-$, $-S(O)_t-$ (where t is 0, 1 or 2), $-N(R^1)S(O)_p-$ (where p is 1 or 2), $-S(O)_pN(R^1)-$ (where p is 1 or 2), $-C(O)-$, $-OS(O)_2N(R^1)-$, $-OC(O)-$, $-C(O)O-$, $-N(R^1)C(O)O-$ or $-C(R^1)_2-$;

V is $-N(R^1)-$, $-N(R^1)C(O)-$, $-C(O)-$, $-C(O)O-$, $-C(S)-$, $-C(O)N(R^1)-$, $-S(O)_p-$ (where p is 1 or 2), $-S(O)_pN(R^1)-$ (where p is 1 or 2), or $-C(R^{10})H-$; each R^1 is independently selected from the group consisting of hydrogen, C_1 - C_{12} alkyl, C_2 - C_{12} hydroxyalkyl, C_4 - C_{12} cycloalkylalkyl and C_7 - C_{19} aralkyl;

R^2 is selected from the group consisting of C_1 - C_{12} alkyl, C_2 - C_{12} alkenyl, C_2 - C_{12} hydroxyalkyl, C_2 - C_{12} hydroxyalkenyl, C_2 - C_{12} alkoxyalkyl, C_3 - C_{12} cycloalkyl,

C₄-C₁₂cycloalkylalkyl, aryl, C₇-C₁₉aralkyl, C₃-C₁₂heterocyclyl, C₃-C₁₂heterocyclylalkyl, C₁-C₁₂heteroaryl, and C₃-C₁₂heteroarylalkyl;

or R² is a multi-ring structure having 2 to 4 rings wherein the rings are independently selected from the group consisting of cycloalkyl, heterocyclyl, aryl and heteroaryl and where some or all of the rings may be fused to each other;

R³ is selected from the group consisting of C₁-C₁₂alkyl, C₂-C₁₂alkenyl, C₂-C₁₂hydroxyalkyl, C₂-C₁₂hydroxyalkenyl, C₂-C₁₂alkoxyalkyl, C₃-C₁₂cycloalkyl, C₄-C₁₂cycloalkylalkyl, aryl, C₇-C₁₉aralkyl, C₃-C₁₂heterocyclyl, C₃-C₁₂heterocyclylalkyl, C₁-C₁₂heteroaryl and C₃-C₁₂heteroarylalkyl;

or R³ is a multi-ring structure having 2 to 4 rings wherein the rings are independently selected from the group consisting of cycloalkyl, heterocyclyl, aryl and heteroaryl and where some or all of the rings may be fused to each other;

each R⁴ is independently selected from hydrogen, fluoro, chloro, C₁-C₁₂alkyl, C₁-C₁₂alkoxy, haloalkyl, cyano, nitro or -N(R⁹)₂;

R⁵, R^{5a}, R⁶, R^{6a}, R⁷, R^{7a}, R⁸ and R^{8a} are each independently selected from hydrogen or C₁-C₃alkyl;

or R⁵ and R^{5a} together, R⁶ and R^{6a} together, or R⁷ and R^{7a} together, or R⁸ and R^{8a} together are an oxo group, provided that when V is -C(O)-, R⁶ and R^{6a} together or R⁸ and R^{8a} together do not form an oxo group, while the remaining R⁵, R^{5a}, R⁶, R^{6a}, R⁷, R^{7a}, R⁸ and R^{8a} are each independently selected from hydrogen or C₁-C₃alkyl;

or one of R⁵, R^{5a}, R⁶ and R^{6a} together with one of R⁷, R^{7a}, R⁸ and R^{8a} forms a direct bond or an alkylene bridge, while the remaining R⁵, R^{5a}, R⁶, R^{6a}, R⁷, R^{7a}, R⁸, and R^{8a} are each independently selected from hydrogen or C₁-C₃alkyl;

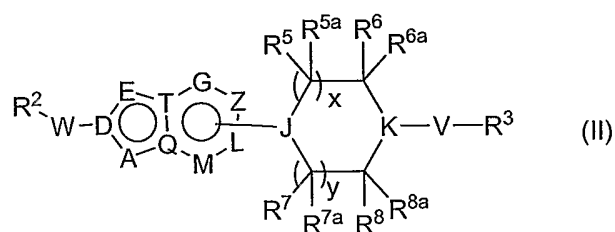
each R⁹ is independently selected from hydrogen or C₁-C₆alkyl;

R¹⁰ is hydrogen or C₁-C₃alkyl; and

R¹¹ is independently selected from hydrogen, fluoro, chloro, C₁-C₁₂alkyl or C₁-C₁₂alkoxy;

as a stereoisomer, enantiomer or tautomer thereof, as a mixture of stereoisomers, as a pharmaceutically acceptable salt thereof, or as a prodrug thereof.

23. A method of treating a disease or condition mediated by stearoyl-CoA desaturase (SCD) in a mammal, wherein the method comprises administering to the mammal in need thereof a therapeutically effective amount of a compound of formula (II):



x and y are each independently 1, 2 or 3;

J and K are each independently N or C(R¹¹);

A, D, E, G, Z, L, and M are each independently N, NH or C(R⁴);

T and Q are each independently C or N;

W is a direct bond, -N(R¹)C(O)-, -C(O)N(R¹)-, -OC(O)N(R¹)-,
-N(R¹)C(O)N(R¹)-, -O-, -N(R¹)-, -S(O)_t- (where t is 0, 1 or 2), -N(R¹)S(O)_p- (where p is 1
or 2), -S(O)_pN(R¹)- (where p is 1 or 2), -C(O)-, -OS(O)₂N(R¹)-, -OC(O)-, -C(O)O-,
-N(R¹)C(O)O- or -C(R¹)₂-;

V is -N(R¹)-, -N(R¹)C(O)-, -C(O)-, -C(O)O-, -C(S)-, -C(O)N(R¹)-, -S(O)_p-
(where p is 1 or 2), -S(O)_pN(R¹)- (where p is 1 or 2), or -C(R¹⁰)H-; each R¹ is
independently selected from the group consisting of hydrogen, C₁-C₁₂alkyl,
C₂-C₁₂hydroxyalkyl, C₄-C₁₂cycloalkylalkyl and C₇-C₁₉aralkyl;

R² is selected from the group consisting of C₁-C₁₂alkyl, C₂-C₁₂alkenyl,
C₂-C₁₂hydroxyalkyl, C₂-C₁₂hydroxyalkenyl, C₂-C₁₂alkoxyalkyl, C₃-C₁₂cycloalkyl,
C₄-C₁₂cycloalkylalkyl, aryl, C₇-C₁₉aralkyl, C₃-C₁₂heterocyclyl, C₃-C₁₂heterocyclylalkyl,
C₁-C₁₂heteroaryl, and C₃-C₁₂heteroarylalkyl;

or R² is a multi-ring structure having 2 to 4 rings wherein the rings are
independently selected from the group consisting of cycloalkyl, heterocyclyl, aryl and
heteroaryl and where some or all of the rings may be fused to each other;

R³ is selected from the group consisting of C₁-C₁₂alkyl, C₂-C₁₂alkenyl,
C₂-C₁₂hydroxyalkyl, C₂-C₁₂hydroxyalkenyl, C₂-C₁₂alkoxyalkyl, C₃-C₁₂cycloalkyl,
C₄-C₁₂cycloalkylalkyl, aryl, C₇-C₁₉aralkyl, C₃-C₁₂heterocyclyl, C₃-C₁₂heterocyclylalkyl,
C₁-C₁₂heteroaryl and C₃-C₁₂heteroarylalkyl;

or R³ is a multi-ring structure having 2 to 4 rings wherein the rings are
independently selected from the group consisting of cycloalkyl, heterocyclyl, aryl and
heteroaryl and where some or all of the rings may be fused to each other;

each R⁴ is independently selected from hydrogen, fluoro, chloro,
C₁-C₁₂alkyl, C₁-C₁₂alkoxy, haloalkyl, cyano, nitro or -N(R⁹)₂;

R⁵, R^{5a}, R⁶, R^{6a}, R⁷, R^{7a}, R⁸ and R^{8a} are each independently selected

from hydrogen or C₁-C₃alkyl;

or R⁵ and R^{5a} together, R⁶ and R^{6a} together, or R⁷ and R^{7a} together, or R⁸ and R^{8a} together are an oxo group, provided that when V is -C(O)-, R⁶ and R^{6a} together or R⁸ and R^{8a} together do not form an oxo group, while the remaining R⁵, R^{5a}, R⁶, R^{6a}, R⁷, R^{7a}, R⁸ and R^{8a} are each independently selected from hydrogen or C₁-C₃alkyl;

or one of R⁵, R^{5a}, R⁶ and R^{6a} together with one of R⁷, R^{7a}, R⁸ and R^{8a} forms a direct bond or an alkylene bridge, while the remaining R⁵, R^{5a}, R⁶, R^{6a}, R⁷, R^{7a}, R⁸, and R^{8a} are each independently selected from hydrogen or C₁-C₃alkyl;

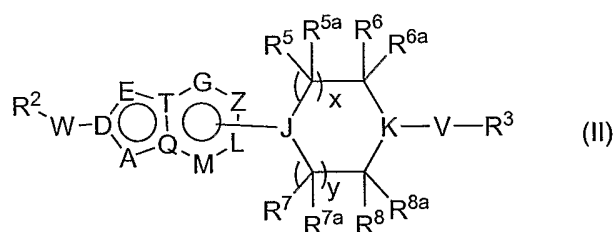
each R⁹ is independently selected from hydrogen or C₁-C₆alkyl;

R¹⁰ is hydrogen or C₁-C₃alkyl; and

R¹¹ is independently selected from hydrogen, fluoro, chloro, C₁-C₁₂alkyl or C₁-C₁₂alkoxy;

as a stereoisomer, enantiomer or tautomer thereof, as a mixture of stereoisomers, as a pharmaceutically acceptable salt thereof, or as a prodrug thereof.

24. A pharmaceutical composition comprising a pharmaceutically acceptable excipient or carrier and a therapeutically effective amount of a compound of formula (II):



x and y are each independently 1, 2 or 3;

J and K are each independently N or C(R¹¹);

A, D, E, G, Z, L, and M are each independently N, NH or C(R⁴);

T and Q are each independently C or N;

W is a direct bond, -N(R¹)C(O)-, -C(O)N(R¹)-, -OC(O)N(R¹)-, -N(R¹)C(O)N(R¹)-, -O-, -N(R¹)-, -S(O)_t- (where t is 0, 1 or 2), -N(R¹)S(O)_p- (where p is 1 or 2), -S(O)_pN(R¹)- (where p is 1 or 2), -C(O)-, -OS(O)₂N(R¹)-, -OC(O)-, -C(O)O-, -N(R¹)C(O)O- or -C(R¹)₂-;

V is -N(R¹)-, -N(R¹)C(O)-, -C(O)-, -C(O)O-, -C(S)-, -C(O)N(R¹)-, -S(O)_p-

(where p is 1 or 2), $-S(O)_pN(R^1)-$ (where p is 1 or 2), or $-C(R^{10})H-$; each R^1 is independently selected from the group consisting of hydrogen, C_1-C_{12} alkyl, C_2-C_{12} hydroxyalkyl, C_4-C_{12} cycloalkylalkyl and C_7-C_{19} aralkyl;

R^2 is selected from the group consisting of C_1-C_{12} alkyl, C_2-C_{12} alkenyl, C_2-C_{12} hydroxyalkyl, C_2-C_{12} hydroxyalkenyl, C_2-C_{12} alkoxyalkyl, C_3-C_{12} cycloalkyl, C_4-C_{12} cycloalkylalkyl, aryl, C_7-C_{19} aralkyl, C_3-C_{12} heterocyclyl, C_3-C_{12} heterocyclylalkyl, C_1-C_{12} heteroaryl, and C_3-C_{12} heteroarylalkyl;

or R^2 is a multi-ring structure having 2 to 4 rings wherein the rings are independently selected from the group consisting of cycloalkyl, heterocyclyl, aryl and heteroaryl and where some or all of the rings may be fused to each other;

R^3 is selected from the group consisting of C_1-C_{12} alkyl, C_2-C_{12} alkenyl, C_2-C_{12} hydroxyalkyl, C_2-C_{12} hydroxyalkenyl, C_2-C_{12} alkoxyalkyl, C_3-C_{12} cycloalkyl, C_4-C_{12} cycloalkylalkyl, aryl, C_7-C_{19} aralkyl, C_3-C_{12} heterocyclyl, C_3-C_{12} heterocyclylalkyl, C_1-C_{12} heteroaryl and C_3-C_{12} heteroarylalkyl;

or R^3 is a multi-ring structure having 2 to 4 rings wherein the rings are independently selected from the group consisting of cycloalkyl, heterocyclyl, aryl and heteroaryl and where some or all of the rings may be fused to each other;

each R^4 is independently selected from hydrogen, fluoro, chloro, C_1-C_{12} alkyl, C_1-C_{12} alkoxy, haloalkyl, cyano, nitro or $-N(R^9)_2$;

R^5 , R^{5a} , R^6 , R^{6a} , R^7 , R^{7a} , R^8 and R^{8a} are each independently selected from hydrogen or C_1-C_3 alkyl;

or R^5 and R^{5a} together, R^6 and R^{6a} together, or R^7 and R^{7a} together, or R^8 and R^{8a} together are an oxo group, provided that when V is $-C(O)-$, R^6 and R^{6a} together or R^8 and R^{8a} together do not form an oxo group, while the remaining R^5 , R^{5a} , R^6 , R^{6a} , R^7 , R^{7a} , R^8 and R^{8a} are each independently selected from hydrogen or C_1-C_3 alkyl;

or one of R^5 , R^{5a} , R^6 and R^{6a} together with one of R^7 , R^{7a} , R^8 and R^{8a} forms a direct bond or an alkylene bridge, while the remaining R^5 , R^{5a} , R^6 , R^{6a} , R^7 , R^{7a} , R^8 , and R^{8a} are each independently selected from hydrogen or C_1-C_3 alkyl;

each R^9 is independently selected from hydrogen or C_1-C_6 alkyl;

R^{10} is hydrogen or C_1-C_3 alkyl; and

R^{11} is independently selected from hydrogen, fluoro, chloro, C_1-C_{12} alkyl or C_1-C_{12} alkoxy;

as a stereoisomer, enantiomer or tautomer thereof, as a mixture of stereoisomers, as a pharmaceutically acceptable salt thereof, or as a prodrug thereof.

INTERNATIONAL SEARCH REPORT

 International application No
 PCT/US2005/033738

A. CLASSIFICATION OF SUBJECT MATTER

A61K31/4184 A61K31/5025 C07D487/04 C07D235/08 A61P3/04

According to International Patent Classification (IPC) or to both national classification and IPC

B. FIELDS SEARCHED

Minimum documentation searched (classification system followed by classification symbols)

C07D A61K

Documentation searched other than minimum documentation to the extent that such documents are included in the fields searched

Electronic data base consulted during the international search (name of data base and, where practical, search terms used)

EPO-Internal, CHEM ABS Data, BEILSTEIN Data, WPI Data

C. DOCUMENTS CONSIDERED TO BE RELEVANT

Category*	Citation of document, with indication, where appropriate, of the relevant passages	Relevant to claim No.
X	DATABASE CAPLUS 'Online! CHEMICAL ABSTRACTS SERVICE, COLUMBUS, OHIO, US; RAVINA, E. ET AL: "Synthesis and potential anthelmintic activity of methyl 5-(4-salicyloylpiperazin-1-yl)benzimidazo le-2-carbamates" XP002365593 retrieved from STN Database accession no. 1994:54512 Abstract; Compounds RN 98526-57-9, 151824-85-0, 151824-86-1, 151824- 87-2 and 151824-88-3. abstract & ARZNEIMITTEL-FORSCHUNG, 43(6), 689-94 CODEN: ARZNAD; ISSN: 0004-4172, 1993, ----- -/--	18-20, 24

 Further documents are listed in the continuation of Box C.

 See patent family annex.

* Special categories of cited documents:

- *A* document defining the general state of the art which is not considered to be of particular relevance
- *E* earlier document but published on or after the international filing date
- *L* document which may throw doubts on priority claim(s) or which is cited to establish the publication date of another citation or other special reason (as specified)
- *O* document referring to an oral disclosure, use, exhibition or other means
- *P* document published prior to the international filing date but later than the priority date claimed

- *T* later document published after the international filing date or priority date and not in conflict with the application but cited to understand the principle or theory underlying the invention
- *X* document of particular relevance; the claimed invention cannot be considered novel or cannot be considered to involve an inventive step when the document is taken alone
- *Y* document of particular relevance; the claimed invention cannot be considered to involve an inventive step when the document is combined with one or more other such documents, such combination being obvious to a person skilled in the art.
- *Z* document member of the same patent family

Date of the actual completion of the international search

1 February 2006

Date of mailing of the international search report

22/02/2006

Name and mailing address of the ISA/

 European Patent Office, P.B. 5818 Patentlaan 2
 NL - 2280 HV Rijswijk
 Tel. (+31-70) 340-2040, Tx. 31 651 epo nl,
 Fax: (+31-70) 340-3016

Authorized officer

Von Daacke, A

INTERNATIONAL SEARCH REPORT

 In: International application No
 PCT/US2005/033738

C(Continuation). DOCUMENTS CONSIDERED TO BE RELEVANT		
Category*	Citation of document, with indication, where appropriate, of the relevant passages	Relevant to claim No.
X	DUBEY, RASHMI ET AL: "Synthesis and anthelmintic activity of 5(6)-(benzimidazol-2-ylcarbamoyl) and (4-substituted piperazin-1-yl)benzimidazoles" JOURNAL OF MEDICINAL CHEMISTRY, vol. 28, no. 11, 1985, pages 1748-1750, XP002364811 ISSN: 0022-2623 Abstract; Compounds 31-40.	18-20,24
X	DATABASE CAPLUS 'Online! CHEMICAL ABSTRACTS SERVICE, COLUMBUS, OHIO, US; ABUZAR, S. ET AL: "Synthesis of 2-carbalkoxyamino-5(6)-(1-substituted piperazin-4-yl/piperazin-4-ylcarbonyl)benzimidazoles and related compounds as potential anthelmintics" XP002365594 retrieved from STN Database accession no. 1985:185052 Abstract; Compounds RN 96103-58-1,96103-59-2. abstract & PHARMAZIE , 39(11), 747-9 CODEN: PHARAT; ISSN: 0031-7144, 1984,	18-20,24
P,A	WO 2005/011655 A (XENON PHARMACEUTICALS INC; ABREO, MELWYN; CHAFEEV, MIKHAIL; CHAKKA, NA) 10 February 2005 (2005-02-10)	1-24
P,A	WO 2005/011657 A (XENON PHARMACEUTICALS INC; SVIRIDOV, SERGUEI; KODUMURU, VISHNUMURTHY;) 10 February 2005 (2005-02-10)	1-24
A	WO 03/066604 A (NOVO NORDISK A/S; BOEHRINGER INGELHEIM INTERNATIONAL GMBH; HOHLWEG, RO) 14 August 2003 (2003-08-14) the whole document	1-18
A	WO 2004/035549 A (AMGEN INC; BALAN, CHENERA; BO, YUNXIN; DOMINGUEZ, CELIA; FOTSCH, CHRIS) 29 April 2004 (2004-04-29) the whole document	19-24

INTERNATIONAL SEARCH REPORT

Information on patent family members

International application No PCT/US2005/033738
--

Patent document cited in search report	A	Publication date	Patent family member(s)	Publication date
WO 2005011655	A	10-02-2005	NONE	
WO 2005011657	A	10-02-2005	NONE	
WO 03066604	A	14-08-2003	AU 2003203148 A1 BR 0307429 A CA 2474214 A1 CN 1628109 A EP 1474401 A2 JP 2005533747 T	02-09-2003 28-12-2004 14-08-2003 15-06-2005 10-11-2004 10-11-2005
WO 2004035549	A	29-04-2004	AU 2003301436 A1 CA 2501539 A1 EP 1551811 A1	04-05-2004 29-04-2004 13-07-2005