

[54] BICYCLE SPEEDOMETER

[76] Inventors: Marc H. Segan, 154 W. 70th St., New York, N.Y. 10023; Sayre Swarztrauber, 301 E. 79th St., New York, N.Y. 10021; Ido Yavetz, 89 University St. Ramat Aviv, Tel Aviv, Israel

[**] Term: 14 Years

[21] Appl. No.: 402,646

[22] Filed: Jul. 28, 1982

[52] U.S. Cl. D10/98

[58] Field of Search D10/46, 97, 98; 235/1.5, 95 R, 95 A, 95 B, 95 C; 377/82, 89, 90; 340/740, 765, 784, 815.01; 116/62.1

[56] References Cited

U.S. PATENT DOCUMENTS

- D. 235,743 7/1975 Izenzon D10/97
- D. 240,512 7/1976 Erisman D10/98
- D. 245,402 8/1977 Rasmussen D10/98
- D. 245,768 9/1977 Rasmussen D10/98

- D. 256,027 7/1980 Mackay D18/6
- 3,706,876 12/1972 Langieri 235/114 X

FOREIGN PATENT DOCUMENTS

664443 8/1938 Fed. Rep. of Germany 235/1.5

Primary Examiner—Nelson C. Holtje
Attorney, Agent, or Firm—Pennie & Edmonds

[57] CLAIM

The ornamental design for a bicycle speedometer, substantially as shown and described.

DESCRIPTION

FIG. 1 is a top and left-front perspective view of a bicycle speedometer showing our new design, the broken-line showing of handlebars being environmental only and forming no part of the claimed design; FIG. 2 is a front elevational view thereof; FIG. 3 is a top plan view thereof; FIG. 4 is a bottom plan view thereof; FIG. 5 is a rear elevational view thereof; FIG. 6 is a right side elevational view thereof, the left side being a mirror image thereto.

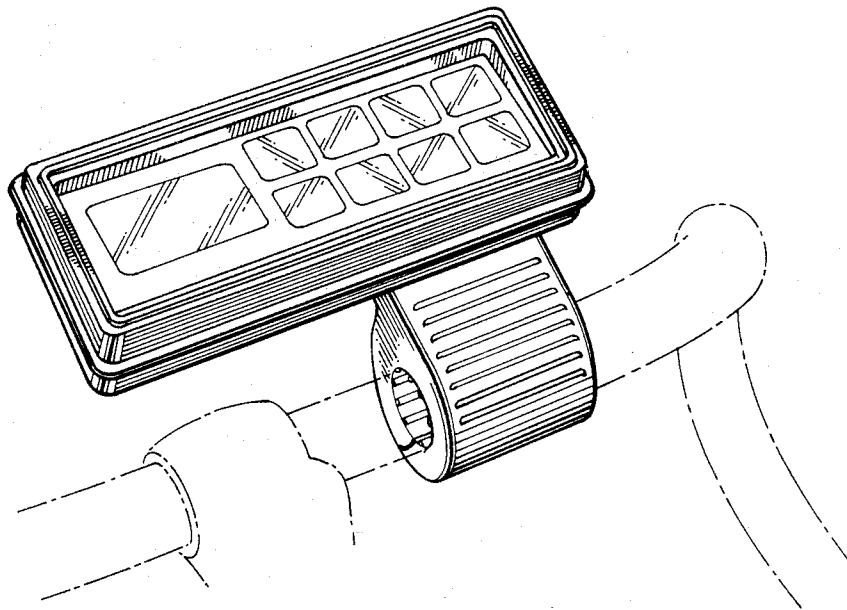


FIG. 1

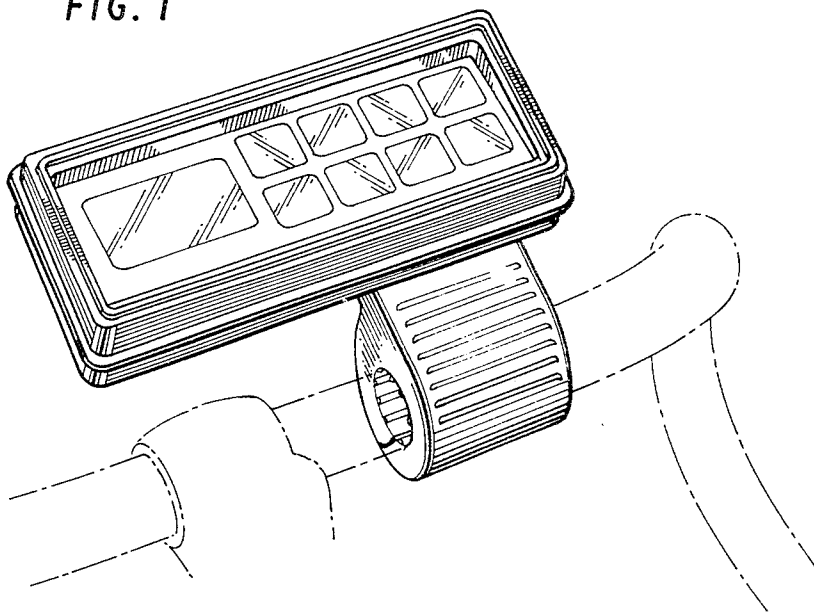


FIG. 2

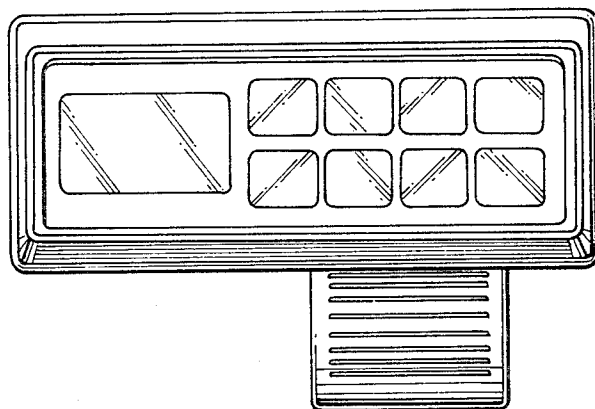


FIG. 3

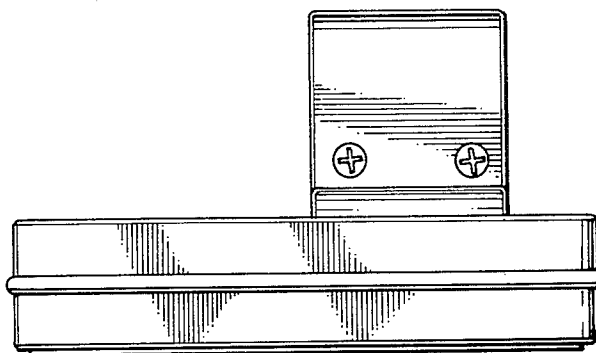


FIG. 4




FIG. 5

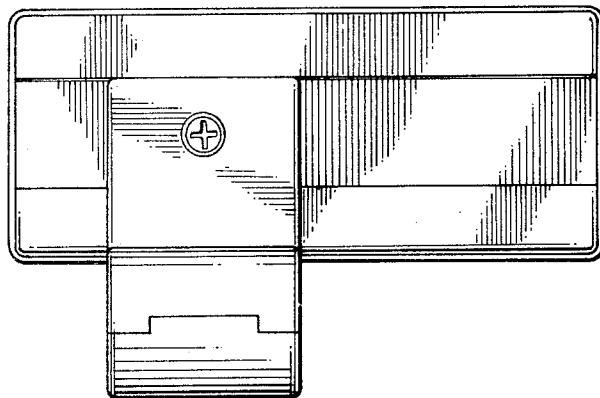


FIG. 6

