

(19) World Intellectual Property Organization
International Bureau



(43) International Publication Date
15 January 2009 (15.01.2009)

PCT

(10) International Publication Number
WO 2009/009480 A2

(51) International Patent Classification:

C07D 233/64 (2006.01) A61P 1/00 (2006.01)
A61K 31/4164 (2006.01)

Schirra Drive, Ambler, PA 19002 (US). **FEGELY, Barry** [US/US]; 2271 Esten Road, Quakertown, Pennsylvania 18951 (US).

(21) International Application Number:

PCT/US2008/069318

(74) Agents: **JOHNSON, Philip S.** et al.; Johnson & Johnson, One Johnson & Johnson Plaza, New Brunswick, NJ 08933 (US).

(22) International Filing Date: 7 July 2008 (07.07.2008)

(25) Filing Language: English

(26) Publication Language: English

(30) Priority Data:

60/948,584 9 July 2007 (09.07.2007) US

(81) Designated States (unless otherwise indicated, for every kind of national protection available): AE, AG, AL, AM, AO, AT, AU, AZ, BA, BB, BG, BH, BR, BW, BY, BZ, CA, CH, CN, CO, CR, CU, CZ, DE, DK, DM, DO, DZ, EC, EE, EG, ES, FI, GB, GD, GE, GH, GM, GT, HN, HR, HU, ID, IL, IN, IS, JP, KE, KG, KM, KN, KP, KR, KZ, LA, LC, LK, LR, LS, LT, LU, LY, MA, MD, ME, MG, MK, MN, MW, MX, MY, MZ, NA, NG, NI, NO, NZ, OM, PG, PH, PL, PT, RO, RS, RU, SC, SD, SE, SG, SK, SL, SM, ST, SV, SY, TJ, TM, TN, TR, TT, TZ, UA, UG, US, UZ, VC, VN, ZA, ZM, ZW.

(71) Applicant (for all designated States except US): **JANSSEN PHARMACEUTICA N.V.** [BE/BE]; Turnhoutseweg 30, B-2340 Beerse (BE).

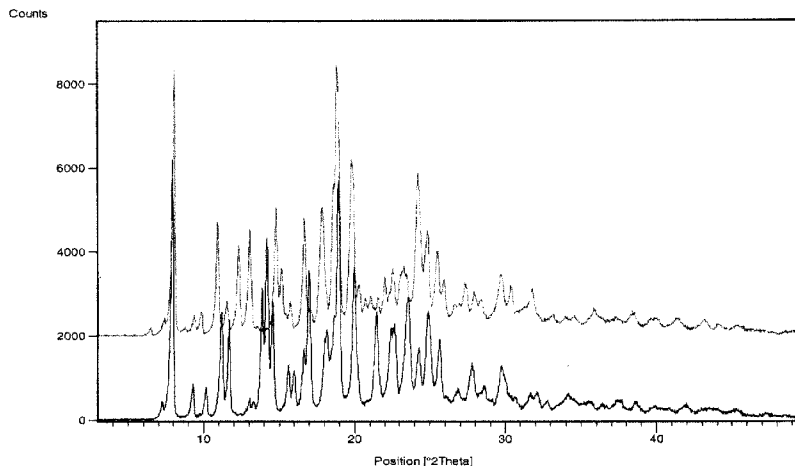
(72) Inventors; and

(75) Inventors/Applicants (for US only): **ANZALONE, Luigi** [US/US]; 1096 Airport Road, West Chester, PA 19380 (US). **VILLANI, Frank J.** [US/US]; 2 Pinewood Lane, Perkasio, PA 18944 (US). **TELEHA, Christopher Allan** [US/US]; 542 Dreshertown Road, Fort Washington, PA 19034 (US). **FEIBUSH, Penina** [US/US]; 1453

(84) Designated States (unless otherwise indicated, for every kind of regional protection available): ARIPO (BW, GH, GM, KE, LS, MW, MZ, NA, SD, SL, SZ, TZ, UG, ZM, ZW), Eurasian (AM, AZ, BY, KG, KZ, MD, RU, TJ, TM), European (AT, BE, BG, CH, CY, CZ, DE, DK, EE, ES, FI, FR, GB, GR, HR, HU, IE, IS, IT, LT, LU, LV, MC, MT, NL,

[Continued on next page]

(54) Title: NOVEL CRYSTALS AND PROCESS OF MAKING 5-([2-AMINO-3-(4-CARBAMOYL-2,6-DIMETHYL-PHENYL)-PROPIONYL]-[1-(4-PHENYL-1H-IMIDAZOL-2-YL)-ETHYL]-AMINO)-METHYL-2-METHOXY-BENZOIC ACID



Top line is Form β crystal
Bottom line is Form α crystal

FIGURE 1

(57) Abstract: The present invention relates to a novel crystals of 5-([2-amino-3-(4-carbamoyl-2,6-dimethyl-phenyl)-propionyl]-[1-(4-phenyl-1h-imidazol-2-yl)-ethyl]-amino)-methyl-2-methoxy-benzoic acid and methods of making the zwitterion of 5-([2-amino-3-(4-carbamoyl-2,6-dimethyl-phenyl)-propionyl]-[1-(4-phenyl-1h-imidazol-2-yl)-ethyl]-amino)-methyl-2-methoxy-benzoic acid.

WO 2009/009480 A2



NO, PL, PT, RO, SE, SI, SK, TR), OAPI (BF, BJ, CF, CG,
CI, CM, GA, GN, GQ, GW, ML, MR, NE, SN, TD, TG).

Published:

- *without international search report and to be republished
upon receipt of that report*

NOVEL CRYSTALS AND PROCESS OF MAKING 5-({[2-AMINO-3-(4-CARBAMOYL-2,6-DIMETHYL-PHENYL)-PROPIONYL]-[1-(4-PHENYL-1H-IMIDAZOL-2-YL)-ETHYL]-AMINO}-METHYL)-2-METHOXY-BENZOIC ACID

FIELD OF THE INVENTION

The present invention relates to novel crystals of 5-({[2-amino-3-(4-carbamoyl-2,6-dimethyl-phenyl)-propionyl]-[1-(4-phenyl-1h-imidazol-2-yl)-ethyl]-amino}-methyl)-2-methoxybenzoic acid and methods of making the zwitterion of 5-({[2-amino-3-(4-carbamoyl-2,6-dimethyl-phenyl)-propionyl]-[1-(4-phenyl-1h-imidazol-2-yl)-ethyl]-amino}-methyl)-2-methoxybenzoic acid.

BACKGROUND OF THE INVENTION

Delivering an API to a patient requires more than just identifying a molecule and its use. An API must be formulated for delivery to a patient and this formulation (in addition to the API activity) is evaluated by regulatory agencies such as the US Food and Drug Administration (FDA) and the European Medicines Agency (EMA). The FDA evaluates the formulation for, among other properties, delivery properties, stability, consistency, and manufacturing controls. An important factor in determining the properties of a particular formulation is the form of the API. APIs have been known to exist as amorphous forms, crystalline forms, polymorphs, hydrates and solvates. The forms for every API are different. While one particular API may be known to exist as a polymorph or a solvate, another API may be known to only exist in amorphous form. This form diversity is important because each different polymorph, solvate, hydrate or amorphous form may have different properties such as stability, solubility, and hygroscopicity.

Some forms of an API can be formulated into an FDA approvable formulation, while other forms lack the required properties to meet the high regulatory standards of the FDA. Even if a particular API can exist in more than one form suitable for formulation, different properties of an API form can affect the manufacturing process, shelf stability, route of administration, bioavailability and other important product characteristics. For example, the ability to improve or modulate stability or hygroscopicity can decrease manufacturing costs by reducing the need for humidity controlled chambers or reducing the need to package an API in humidity resistant packaging. In addition these same changes can increase product shelf stability thereby improving product distribution possibilities and affecting cost. In another example, one form of an API may have greater bioavailability than another form. Choosing the higher bioavailability form allows for a lower drug dose to be administered to a patient.

Further, changes to the process of making an API can result in less processing steps, higher purity and lower cost. Such advantages are important to the pharmaceutical industry.

5-({[2-Amino-3-(4-carbamoyl-2,6-dimethyl-phenyl)-propionyl]-[1-(4-phenyl-1h-imidazol-2-yl)-ethyl]-amino}-methyl)-2-methoxy-benzoic acid is an opioid receptor modulator (mu receptor agonist and delta receptor antagonist) and may be useful for treating irritable bowel syndrome, pain or other opioid receptor disorders. 5-({[2-Amino-3-(4-carbamoyl-2,6-dimethyl-phenyl)-propionyl]-[1-(4-phenyl-1h-imidazol-2-yl)-ethyl]-amino}-methyl)-2-methoxy-benzoic acid and methods of making this molecule are disclosed in US application 2005/02033143. Example 9 of US application 2005/02033143 makes the hydrochloride salt of 5-({[2-amino-3-(4-carbamoyl-2,6-dimethyl-phenyl)-propionyl]-[1-(4-phenyl-1h-imidazol-2-yl)-ethyl]-amino}-methyl)-2-methoxy-benzoic acid. Applicants have discovered a process of making the zwitterion of 5-({[2-amino-3-(4-carbamoyl-2,6-dimethyl-phenyl)-propionyl]-[1-(4-phenyl-1h-imidazol-2-yl)-ethyl]-amino}-methyl)-2-methoxy-benzoic acid and two novel crystals of this zwitterion. In Applicant's hands, these novel crystals provide improved properties and can be purified at higher

purity. Applicant's new process results in improved and less costly process manufacturing conditions than the procedure disclosed in US application 2005/02033143.

SUMMARY OF THE INVENTION

The present invention relates to a Form α and a Form β crystal of 5-({[2-amino-3-(4-carbamoyl-2,6-dimethyl-phenyl)-propionyl]-[1-(4-phenyl-1h-imidazol-2-yl)-ethyl]-amino}-methyl)-2-methoxy-benzoic acid. The invention also provides for methods of making the zwitterion of 5-({[2-amino-3-(4-carbamoyl-2,6-dimethyl-phenyl)-propionyl]-[1-(4-phenyl-1h-imidazol-2-yl)-ethyl]-amino}-methyl)-2-methoxy-benzoic acid. The invention also provides pharmaceutical compositions comprising these novel crystals. Compositions and methods of the invention are useful in the treatment or prevention of a variety of diseases including, among others, irritable bowel syndrome.

BRIEF DESCRIPTION OF THE DRAWINGS

FIG. 1 illustrates powder X-ray diffraction (PXRD) measurements of a representative Form α crystal.

FIG. 2 illustrates a thermal gravimetric analysis (TGA) measurement of a representative Form α crystal.

FIG. 3 illustrates a differential scanning calorimetry (DSC) measurement of a representative Form α crystal.

FIG. 4 illustrates a thermal gravimetric analysis (TGA) measurement of a representative Form β crystal.

FIG. 5 illustrates a differential scanning calorimetry (DSC) measurement of a representative Form β crystal.

FIG. 6 is the molecular structure of the zwitterion 5-({[2-amino-3-(4-carbamoyl-2,6-dimethyl-phenyl)-propionyl]-[1-(4-phenyl-1h-imidazol-2-yl)-ethyl]-amino}-methyl)-2-methoxy-benzoic acid.

DETAILED DESCRIPTION OF THE INVENTION

The present invention is directed to a novel Form α crystal of 5-({[2-amino-3-(4-carbamoyl-2,6-dimethyl-phenyl)-propionyl]-[1-(4-phenyl-1h-imidazol-2-yl)-ethyl]-amino}-methyl)-2-methoxy-benzoic acid useful for treating irritable bowel syndrome.

In a first embodiment, the present invention comprises a Form α crystal of 5-({[2-amino-3-(4-carbamoyl-2,6-dimethyl-phenyl)-propionyl]-[1-(4-phenyl-1h-imidazol-2-yl)-ethyl]-amino}-methyl)-2-methoxy-benzoic acid. In one aspect of this invention, a Form α crystal is characterized by a powder X-ray diffraction pattern having powder X-ray diffraction peaks at about 14.0, 14.3, and 14.7 degrees 2-theta. In a further aspect of this invention, a Form α crystal is characterized by a powder X-ray diffraction pattern having powder X-ray diffraction peaks at about 10.2, 11.3, 14.0, 14.3, and 14.7 degrees 2-theta. In a still further aspect of this invention, a Form α crystal is characterized by a powder X-ray diffraction pattern having powder X-ray diffraction peaks at about 10.2, 11.3, 11.8, 14.0, 14.3, 14.7, 16.1, and 18.3 degrees 2-theta. In another aspect of this invention, a Form α crystal is characterized by a powder X-ray diffraction pattern having powder X-ray diffraction peaks substantially as shown in Table 1. In another embodiment, a Form α crystal is characterized by a powder X-ray diffraction pattern that is substantially similar to the powder X-ray diffraction pattern of Figure 1. In a further aspect of this invention, a Form α crystal is characterized by a thermal gravimetric analysis (TGA) substantially similar to the TGA in Figure 2. In a further aspect of this invention, a Form α crystal is characterized by a differential scanning calorimetry (DSC) measurement substantially similar to the DSC in Figure 3. In one embodiment of this invention, a Form α crystal is substantially pure.

In another embodiment, the present invention comprises a method of treating a mammal suffering from an opioid receptor disorder such as irritable bowel syndrome, comprising administering to said mammal an effective amount of a Form α crystal of 5-([2-amino-3-(4-carbamoyl-2,6-dimethyl-phenyl)-propionyl]-[1-(4-phenyl-1h-imidazol-2-yl)-ethyl]-amino)-methyl)-2-methoxy-benzoic acid. In another embodiment, said mammal is a human.

TABLE 1

Position [$^{\circ}2\theta$]
8.0
9.4
10.2
11.3
11.8
14.0
14.3
14.7
15.7
16.1
16.7
17.1
18.1
18.3
18.7
19.1
20.1
21.5
22.5
22.7
23.7
24.4
25.0
25.7
26.9
27.8
28.7

29.8

The present invention is also directed to a novel Form β crystal of 5-({[2-amino-3-(4-carbamoyl-2,6-dimethyl-phenyl)-propionyl]-[1-(4-phenyl-1h-imidazol-2-yl)-ethyl]-amino}-methyl)-2-methoxy-benzoic acid which may be useful for treating irritable bowel syndrome, pain or other opioid receptor disorders.

In a first embodiment, the present invention comprises a Form β crystal of 5-({[2-amino-3-(4-carbamoyl-2,6-dimethyl-phenyl)-propionyl]-[1-(4-phenyl-1h-imidazol-2-yl)-ethyl]-amino}-methyl)-2-methoxy-benzoic acid. In one aspect of this invention, a Form β crystal is characterized by a powder X-ray diffraction pattern having powder X-ray diffraction peaks at about 11.0, 12.4, and 15.2 degrees 2-theta. In a further aspect of this invention, a Form β crystal is characterized by a powder X-ray diffraction pattern having powder X-ray diffraction peaks at about 11.0, 12.4, 14.9, 15.2, and 22.1 degrees 2-theta. In a still further aspect of this invention, a Form β crystal is characterized by a powder X-ray diffraction pattern having powder X-ray diffraction peaks at about 11.0, 12.4, 14.9, 15.2, 22.1, 25.6, 27.4, and 30.4 degrees 2-theta. In another aspect of this invention, a Form β crystal is characterized by a powder X-ray diffraction pattern having powder X-ray diffraction peaks substantially as shown in Table 2. In another embodiment, a Form β crystal is characterized by a powder X-ray diffraction pattern that is substantially similar to the powder X-ray diffraction pattern of Figure 1. In a further aspect of this invention, a Form β crystal is characterized by a thermal gravimetric analysis (TGA) substantially similar to the TGA in Figure 4. In a further aspect of this invention, a Form β crystal is characterized by a differential scanning calorimetry (DSC) measurement substantially similar to the DSC in Figure 5. In one embodiment of this invention, a Form β crystal is substantially pure.

In another embodiment, the present invention comprises a method of treating a mammal suffering from an opioid receptor disorder such as irritable bowel syndrome, comprising

administering to said mammal an effective amount of a Form β crystal of 5-({[2-amino-3-(4-carbamoyl-2,6-dimethyl-phenyl)-propionyl]-[1-(4-phenyl-1h-imidazol-2-yl)-ethyl]-amino}-methyl)-2-methoxy-benzoic acid. In another embodiment, said mammal is a human.

TABLE 2

Position [$^{\circ}2\theta$]
8.1
11.0
11.6
12.4
13.1
14.9
15.2
15.5
15.8
16.8
17.1
17.9
18.7
19.0
19.9
20.4
20.8
21.2
21.6
22.1
22.6
23.3
23.5
24.3
24.9
25.6
26.0
26.7
27.0
27.4

27.5
28.0
28.5
29.8
30.4
31.8
38.6

Pharmaceutical dosage forms of crystals of 5-({[2-amino-3-(4-carbamoyl-2,6-dimethyl-phenyl)-propionyl]-[1-(4-phenyl-1h-imidazol-2-yl)-ethyl]-amino}-methyl)-2-methoxy-benzoic acid can be administered in several ways including, but not limited to, oral administration. Oral pharmaceutical compositions and dosage forms are exemplary dosage forms. Optionally, the oral dosage form is a solid dosage form, such as a tablet, a caplet, a hard gelatin capsule, a starch capsule, a hydroxypropyl methylcellulose (HPMC) capsule, or a soft elastic gelatin capsule. Liquid dosage forms may also be provided by the present invention, including such non-limiting examples as a suspension, a solution, syrup, or an emulsion. In another embodiment, the present invention includes the preparation of a medicament comprising a crystal of 5-({[2-amino-3-(4-carbamoyl-2,6-dimethyl-phenyl)-propionyl]-[1-(4-phenyl-1h-imidazol-2-yl)-ethyl]-amino}-methyl)-2-methoxy-benzoic acid. A Form β crystal of 5-({[2-amino-3-(4-carbamoyl-2,6-dimethyl-phenyl)-propionyl]-[1-(4-phenyl-1h-imidazol-2-yl)-ethyl]-amino}-methyl)-2-methoxy-benzoic acid can be administered by controlled- or delayed-release means.

Like the amounts and types of excipients, the amounts and specific type of active ingredient in a dosage form may differ depending on factors such as, but not limited to, the route by which it is to be administered to mammals. However, typical dosage forms of the invention comprise a Form β crystal of 5-({[2-amino-3-(4-carbamoyl-2,6-dimethyl-phenyl)-propionyl]-[1-(4-phenyl-1h-imidazol-2-yl)-ethyl]-amino}-methyl)-2-methoxy-benzoic acid, in an amount of from about 0.10 mg to about 1.00 g, from about 0.2 mg to about 500.0 mg, or from about 1.0 mg to about 250.0 mg. Non-limiting examples include 0.2 mg, 0.50 mg, 0.75 mg, 1.0 mg, 1.2 mg,

1.5 mg, 2.0 mg, 3.0 mg, 5.0 mg, 7.0 mg, 10.0 mg, 25.0 mg, 50.0 mg, 100.0 mg, 250.0 mg, and 500.0 mg dosages. The dosages, however, may be varied depending upon the requirement of the patients, the severity of the condition being treated and the compound being employed. The use of either daily administration or post-periodic dosing may be employed.

The crystals of 5-({[2-amino-3-(4-carbamoyl-2,6-dimethyl-phenyl)-propionyl]-[1-(4-phenyl-1h-imidazol-2-yl)-ethyl]-amino}-methyl)-2-methoxy-benzoic acid of the present invention may also be used to prepare pharmaceutical dosage forms other than the oral dosage forms described above, such as topical dosage forms, parenteral dosage forms, transdermal dosage forms, and mucosal dosage forms. For example, such forms include creams, lotions, solutions, suspensions, emulsions, ointments, powders, patches, suppositories, and the like.

The crystals of 5-({[2-amino-3-(4-carbamoyl-2,6-dimethyl-phenyl)-propionyl]-[1-(4-phenyl-1h-imidazol-2-yl)-ethyl]-amino}-methyl)-2-methoxy-benzoic acid of the present invention can be characterized by the TGA or DSC data, or by any one, any two, any three, any four, any five, any six, any seven, any eight, any nine, or any ten PXRD 2-theta angle peaks, or by any combination of the data acquired from the analytical techniques described above which distinctly identify the particular crystal.

The present invention is also directed to a method of isolating and preparing the zwitterion of 5-({[2-amino-3-(4-carbamoyl-2,6-dimethyl-phenyl)-propionyl]-[1-(4-phenyl-1h-imidazol-2-yl)-ethyl]-amino}-methyl)-2-methoxy-benzoic acid. In one embodiment, a method of preparing the zwitterion of 5-({[2-amino-3-(4-carbamoyl-2,6-dimethyl-phenyl)-propionyl]-[1-(4-phenyl-1h-imidazol-2-yl)-ethyl]-amino}-methyl)-2-methoxy-benzoic acid comprises the steps of: combining a strong ionizable acid with 5-({[2-tert-butoxycarbonylamino-3-(4-carbamoyl-2,6-dimethyl-phenyl)-propionyl]-[1-(4-phenyl-1H-imidazol-2-yl)-ethyl]-amino}-methyl)-2-methoxy-benzoic acid to prepare a salt of 5-({[2-amino-3-(4-carbamoyl-2,6-dimethyl-phenyl)-propionyl]-[1-(4-phenyl-1h-imidazol-2-yl)-ethyl]-amino}-methyl)-2-methoxy-benzoic acid; and washing said salt of 5-({[2-amino-3-(4-carbamoyl-2,6-dimethyl-phenyl)-propionyl]-[1-(4-phenyl-1h-

imidazol-2-yl)-ethyl]-amino}-methyl)-2-methoxy-benzoic acid an inorganic base to obtain the zwitterion of 5-({[2-amino-3-(4-carbamoyl-2,6-dimethyl-phenyl)-propionyl]-[1-(4-phenyl-1h-imidazol-2-yl)-ethyl]-amino}-methyl)-2-methoxy-benzoic acid. In another embodiment, the invention further comprises the step of washing said zwitterion of 5-({[2-amino-3-(4-carbamoyl-2,6-dimethyl-phenyl)-propionyl]-[1-(4-phenyl-1h-imidazol-2-yl)-ethyl]-amino}-methyl)-2-methoxy-benzoic acid with water. In one aspect of the invention the inorganic base is selected from sodium hydroxide, potassium hydroxide, sodium carbonate, sodium acetate, sodium phosphate. In another aspect of the invention the inorganic base is sodium hydroxide. In a further aspect of the invention, the ionizable acid is selected from hydrochloric acid, trifluoroacetic acid, sulphuric acid, formic acid, and phosphoric acid. In another aspect of the invention, said ionizable acid is hydrochloric acid.

In one embodiment, a method of preparing the zwitterion of 5-({[2-amino-3-(4-carbamoyl-2,6-dimethyl-phenyl)-propionyl]-[1-(4-phenyl-1h-imidazol-2-yl)-ethyl]-amino}-methyl)-2-methoxy-benzoic acid comprises the steps of: combining hydrochloric acid with 5-({[2-tert-butoxycarbonylamino-3-(4-carbamoyl-2,6-dimethyl-phenyl)-propionyl]-[1-(4-phenyl-1H-imidazol-2-yl)-ethyl]-amino}-methyl)-2-methoxy-benzoic acid to prepare the hydrochloride salt of 5-({[2-amino-3-(4-carbamoyl-2,6-dimethyl-phenyl)-propionyl]-[1-(4-phenyl-1h-imidazol-2-yl)-ethyl]-amino}-methyl)-2-methoxy-benzoic acid; washing said salt of 5-({[2-amino-3-(4-carbamoyl-2,6-dimethyl-phenyl)-propionyl]-[1-(4-phenyl-1h-imidazol-2-yl)-ethyl]-amino}-methyl)-2-methoxy-benzoic acid with sodium hydroxide; and washing said zwitterion of 5-({[2-amino-3-(4-carbamoyl-2,6-dimethyl-phenyl)-propionyl]-[1-(4-phenyl-1h-imidazol-2-yl)-ethyl]-amino}-methyl)-2-methoxy-benzoic acid with water.

In another embodiment, the invention comprises subjecting the zwitterion of 5-({[2-amino-3-(4-carbamoyl-2,6-dimethyl-phenyl)-propionyl]-[1-(4-phenyl-1h-imidazol-2-yl)-ethyl]-

amino}-methyl)-2-methoxy-benzoic acid resulting from a process of this invention to recrystallization. In a further embodiment, such recrystallization is done at a relative humidity of between 0-40%. In a still further embodiment, such recrystallization is done at a relative humidity of greater than 60%.

In one embodiment, the invention comprises crystalline zwitterion of 5-({[2-amino-3-(4-carbamoyl-2,6-dimethyl-phenyl)-propionyl]-[1-(4-phenyl-1h-imidazol-2-yl)-ethyl]-amino}-methyl)-2-methoxy-benzoic acid prepared by the process of this invention. In a further embodiment, the crystalline zwitterion made by a process of this invention is a Form α crystal. In a still further embodiment, the crystalline zwitterion made by a process of this invention is a Form β crystal.

In one embodiment, a crystal of this invention has improved stability.

Although the invention has been described with respect to various embodiments, it should be realized this invention is also capable of a wide variety of further and other embodiments within the spirit and scope of the appended claims.

The crystals of the present invention were analyzed using the following methods.

DIFFERENTIAL SCANNING CALORIMETRY

Both crystals were analyzed using the Perkin-Elmer DSC-7 from ca. 25 °C to 250 °C at a heating rate of 10 °C/min.

POWDER X-RAY DIFFRACTION

Analysis was performed using a Philips X'Pert Pro MPD diffractometer. Each sample was backloaded and analyzed in a 16 mm sample holder. Using the X-Celerator detector, each sample was scanned from 3 to 50 °2 θ at a step size of 0.0165 °2 θ and a time per step of 10.16

seconds. The effective scan speed was 0.2067 °/s. Instrument voltage and current settings of 45 kV and 40 mA were employed.

The relative intensity of peaks in a diffractogram is not necessarily a limitation of the PXRD pattern because peak intensity can vary from sample to sample, e.g., due to crystalline impurities. Further, the angles of each peak can vary by about +/- 0.1 degrees, or by about +/- 0.05. The entire pattern or most of the pattern peaks may also shift by about +/- 0.1 degrees to about +/- 0.2 degrees due to differences in calibration, settings, and other variations from instrument to instrument and from operator to operator. All reported PXRD peaks in the Figures, Examples, and elsewhere herein are reported with an error of about ± 0.2 degrees 2-theta. Unless otherwise noted, all diffractograms are obtained at about room temperature (about 24 degrees C to about 25 degrees C).

THERMAL GRAVIMETRIC ANALYSIS

Both crystals were analyzed using the Perkin-Elmer TGA-7 from ca. 25 °C to either 200 or 250 °C at a heating rate of 10 °C/min.

The following specific examples illustrate the present invention in more detail. They are, however, not intended to limit its scope in any manner.

EXAMPLES

Example 1: Preparation of the zwitterion of 5-([2-Amino-3-(4-carbamoyl-2,6-dimethyl-phenyl)-propionyl]-[1-(4-phenyl-1H-imidazol-2-yl)-ethyl]-amino)-methyl)-2-methoxy-benzoic acid

A 1 L three-necked round-bottomed flask equipped with a mechanical stirrer, addition funnel and a thermocouple was charged without agitation. 34.2g of 5-([2-tert-butoxycarbonylamino-3-(4-

carbamoyl-2,6-dimethyl-phenyl)-propionyl]-[1-(4-phenyl-1H-imidazol-2-yl)-ethyl]-amino}-methyl)-2-methoxy-benzoic acid (see Example 9 of US 2005/0203143), 340 ml of acetone, and 17ml of 204 mmolar concentrated HCl were combined in the flask. The stirring was started and the resulting slurry formed a clear solution. This solution was heated to 45 °C under vigorous stirring and aged at this temperature for a period of two hours. After the completion, the reaction mass was cooled to ambient temperature and the supernatant was removed by suction. The vessel along with the residue was rinsed with 20 ml of acetone and then removed as previously. 170 ml of water was added and the reaction mass and was aged under stirring until a homogeneous solution resulted. This solution was then added over a period of ~1/2hr to a solution of 90 ml of 1N NaOH and water. The pH was adjusted to 6.5-7.0 accordingly. The resulting slurry was aged for about 2 hrs at ambient temperature, cooled to 10-15 °C, aged at that temperature for about 1hr, and then filtered. The solid was washed with 10ml water, air-dried for a period of 4 to 5 hrs, and then placed in a vacuum oven at 50-55 °C until the water content was less than 3%.

EXAMPLE 2: Preparation of the Form α crystal

The Form α crystal can be prepared by storing the zwitterion of 5-([2-amino-3-(4-carbamoyl-2,6-dimethyl-phenyl)-propionyl]-[1-(4-phenyl-1H-imidazol-2-yl)-ethyl]-amino)-methyl)-2-methoxy-benzoic acid at 0-25% relative humidity for 3 days. Representative PXRD, TGA, and DSC data are shown in Figures 1-3 respectively.

EXAMPLE 3: Preparation of the Form β crystal

The Form β crystal can be prepared by storing the zwitterion of 5-([2-amino-3-(4-carbamoyl-2,6-dimethyl-phenyl)-propionyl]-[1-(4-phenyl-1H-imidazol-2-yl)-ethyl]-amino)-methyl)-2-methoxy-benzoic acid at greater than 60% relative humidity for 3 days. Representative PXRD, TGA, and DSC data are shown in Figures 1, 4, and 5 respectively.

What is claimed is:

1. A method of preparing the zwitterion of 5-({[2-amino-3-(4-carbamoyl-2,6-dimethyl-phenyl)-propionyl]-[1-(4-phenyl-1h-imidazol-2-yl)-ethyl]-amino}-methyl)-2-methoxy-benzoic acid comprising the steps of:

combining a strong ionizable acid with 5-({[2-tert-butoxycarbonylamino-3-(4-carbamoyl-2,6-dimethyl-phenyl)-propionyl]-[1-(4-phenyl-1H-imidazol-2-yl)-ethyl]-amino}-methyl)-2-methoxy-benzoic acid to prepare a salt of 5-({[2-amino-3-(4-carbamoyl-2,6-dimethyl-phenyl)-propionyl]-[1-(4-phenyl-1h-imidazol-2-yl)-ethyl]-amino}-methyl)-2-methoxy-benzoic acid; and washing said salt of 5-({[2-amino-3-(4-carbamoyl-2,6-dimethyl-phenyl)-propionyl]-[1-(4-phenyl-1h-imidazol-2-yl)-ethyl]-amino}-methyl)-2-methoxy-benzoic acid an inorganic base to obtain the zwitterion of 5-({[2-amino-3-(4-carbamoyl-2,6-dimethyl-phenyl)-propionyl]-[1-(4-phenyl-1h-imidazol-2-yl)-ethyl]-amino}-methyl)-2-methoxy-benzoic acid.

2. The method of claim 1, further comprising the step of washing said zwitterion of 5-({[2-amino-3-(4-carbamoyl-2,6-dimethyl-phenyl)-propionyl]-[1-(4-phenyl-1h-imidazol-2-yl)-ethyl]-amino}-methyl)-2-methoxy-benzoic acid with water.

3. The method of claim 1, wherein said inorganic base is sodium hydroxide.

4. The method of claim 1, wherein said ionizable acid is hydrochloric acid and wherein said salt is the hydrochloride salt of 5-({[2-amino-3-(4-carbamoyl-2,6-dimethyl-phenyl)-propionyl]-[1-(4-phenyl-1h-imidazol-2-yl)-ethyl]-amino}-methyl)-2-methoxy-benzoic acid.

5. Crystalline zwitterion of 5-({[2-amino-3-(4-carbamoyl-2,6-dimethyl-phenyl)-propionyl]-[1-(4-phenyl-1h-imidazol-2-yl)-ethyl]-amino}-methyl)-2-methoxy-benzoic acid prepared by the process of claim 1.

6. A method of preparing the zwitterion of 5-({[2-amino-3-(4-carbamoyl-2,6-dimethyl-phenyl)-propionyl]-[1-(4-phenyl-1h-imidazol-2-yl)-ethyl]-amino}-methyl)-2-methoxy-benzoic acid comprising the steps of:
combining hydrochloric acid with 5-({[2-tert-butoxycarbonylamino-3-(4-carbamoyl-2,6-dimethyl-phenyl)-propionyl]-[1-(4-phenyl-1H-imidazol-2-yl)-ethyl]-amino}-methyl)-2-methoxy-benzoic acid to prepare the hydrochloride salt of 5-({[2-amino-3-(4-carbamoyl-2,6-dimethyl-phenyl)-propionyl]-[1-(4-phenyl-1h-imidazol-2-yl)-ethyl]-amino}-methyl)-2-methoxy-benzoic acid;
washing said salt of 5-({[2-amino-3-(4-carbamoyl-2,6-dimethyl-phenyl)-propionyl]-[1-(4-phenyl-1h-imidazol-2-yl)-ethyl]-amino}-methyl)-2-methoxy-benzoic acid with sodium hydroxide to obtain the zwitterion of 5-({[2-amino-3-(4-carbamoyl-2,6-dimethyl-phenyl)-propionyl]-[1-(4-phenyl-1h-imidazol-2-yl)-ethyl]-amino}-methyl)-2-methoxy-benzoic acid; and
washing said zwitterion of 5-({[2-amino-3-(4-carbamoyl-2,6-dimethyl-phenyl)-propionyl]-[1-(4-phenyl-1h-imidazol-2-yl)-ethyl]-amino}-methyl)-2-methoxy-benzoic acid with water.

7. Crystalline zwitterion of 5-({[2-amino-3-(4-carbamoyl-2,6-dimethyl-phenyl)-propionyl]-[1-(4-phenyl-1h-imidazol-2-yl)-ethyl]-amino}-methyl)-2-methoxy-benzoic acid prepared by the process of claim 1.

8. A Form α crystal of 5-({[2-amino-3-(4-carbamoyl-2,6-dimethyl-phenyl)-propionyl]-[1-(4-phenyl-1h-imidazol-2-yl)-ethyl]-amino}-methyl)-2-methoxy-benzoic acid

9. The α crystal of claim 8, wherein said crystal is characterized by a powder X-ray diffraction pattern having powder X-ray diffraction peaks at about 14.0, 14.3, and 14.7 degrees 2-theta.
10. The α crystal of claim 8, wherein said crystal is characterized by a powder X-ray diffraction pattern having powder X-ray diffraction peaks at about 10.2, 11.3, 14.0, 14.3, and 14.7 degrees 2-theta.
11. The α crystal of claim 8, wherein said crystal is characterized by a powder X-ray diffraction pattern having powder X-ray diffraction peaks at about 10.2, 11.3, 11.8, 14.0, 14.3, 14.7, 16.1, and 18.3 degrees 2-theta.
12. The α crystal of claim 8, wherein said crystal is characterized by a powder X-ray diffraction pattern having powder X-ray diffraction peaks substantially as shown in Table 1.
13. The α crystal of claim 8, wherein said crystal is characterized by a powder X-ray diffraction pattern having powder X-ray diffraction peaks substantially similar to the powder X-ray diffraction peaks of Figure 1.
14. The α crystal of claim 8, wherein said crystal is characterized by a thermal gravimetric analysis (TGA) substantially similar to the TGA in Figure 2.
15. The α crystal of claim 8, wherein said crystal is characterized by a differential scanning calorimetry (DSC) measurement substantially similar to the DSC in Figure 3.
16. A method of treating a mammal suffering from irritable bowel syndrome, pain or another opioid receptor disorder comprising administering to said mammal an effective amount of a

Form α crystal of 5-([2-amino-3-(4-carbamoyl-2,6-dimethyl-phenyl)-propionyl]-[1-(4-phenyl-1h-imidazol-2-yl)-ethyl]-amino)-methyl-2-methoxy-benzoic acid.

17. A Form β crystal of 5-([2-amino-3-(4-carbamoyl-2,6-dimethyl-phenyl)-propionyl]-[1-(4-phenyl-1h-imidazol-2-yl)-ethyl]-amino)-methyl-2-methoxy-benzoic acid

18. The β crystal of claim 17, wherein said crystal is characterized by a powder X-ray diffraction pattern having powder X-ray diffraction peaks at about 11.0, 12.4, and 15.2 degrees 2-theta.

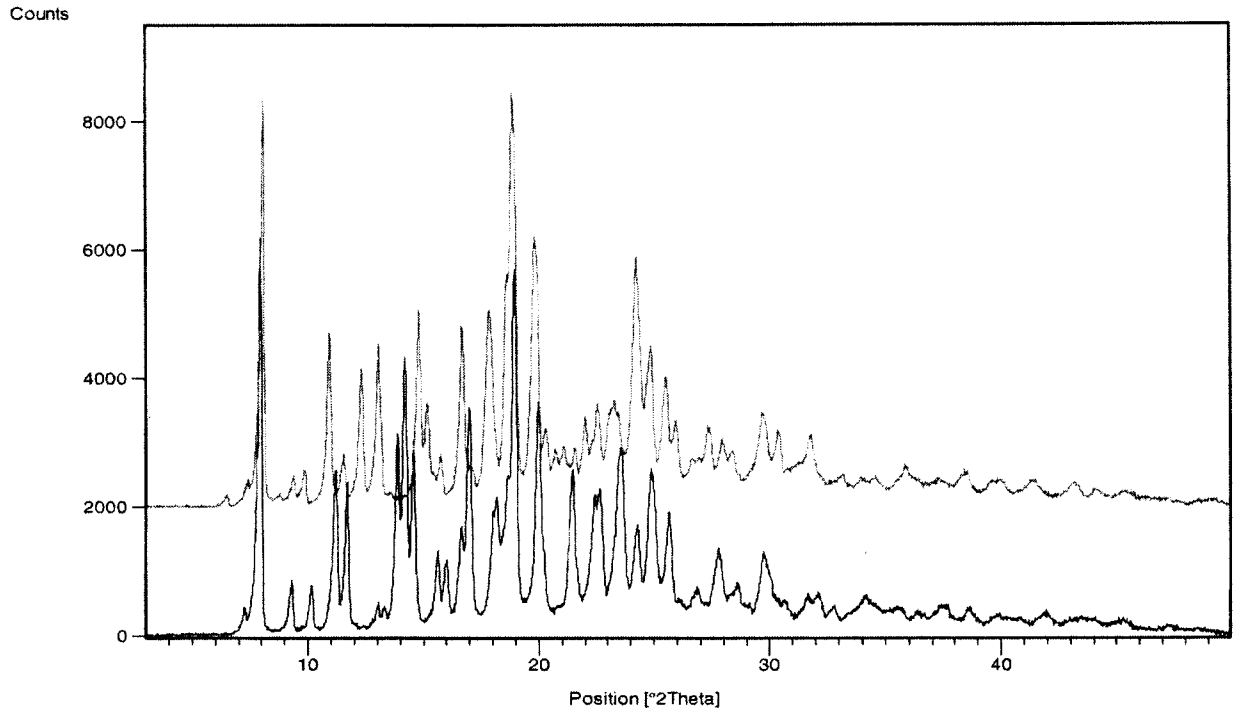
19. The β crystal of claim 17, wherein said crystal is characterized by a powder X-ray diffraction pattern having powder X-ray diffraction peaks at about 11.0, 12.4, 14.9, 15.2, and 22.1 degrees 2-theta.

20. The β crystal of claim 17, wherein said crystal is characterized by a powder X-ray diffraction pattern having powder X-ray diffraction peaks at about 11.0, 12.4, 14.9, 15.2, 22.1, 25.6, 27.4, and 30.4 degrees 2-theta.

21. The β crystal of claim 17, wherein said crystal is characterized by a powder X-ray diffraction pattern having powder X-ray diffraction peaks substantially as shown in Table 2.

22. The β crystal of claim 17, wherein said crystal is characterized by a powder X-ray diffraction pattern having powder X-ray diffraction peaks substantially similar to the powder X-ray diffraction peaks of Figure 1.

23. The β crystal of claim 17, wherein said crystal is characterized by a thermal gravimetric analysis (TGA) substantially similar to the TGA in Figure 4.
24. The β crystal of claim 17, wherein said crystal is characterized by a differential scanning calorimetry (DSC) measurement substantially similar to the DSC in Figure 5.
25. A method of treating a mammal suffering from irritable bowel syndrome, pain or another opioid receptor disorder comprising administering to said mammal an effective amount of a Form β crystal of 5-({[2-amino-3-(4-carbamoyl-2,6-dimethyl-phenyl)-propionyl]-[1-(4-phenyl-1h-imidazol-2-yl)-ethyl]-amino}-methyl)-2-methoxy-benzoic acid.



Top line is Form β crystal
Bottom line is Form α crystal

FIGURE 1

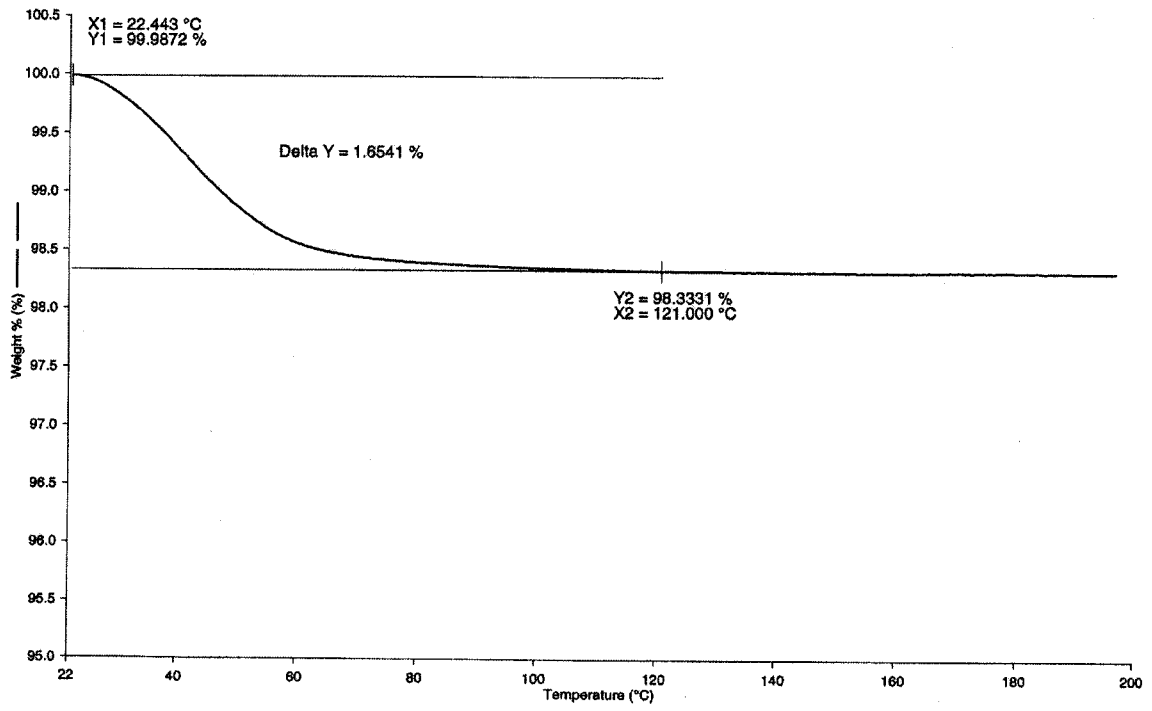


FIGURE 2

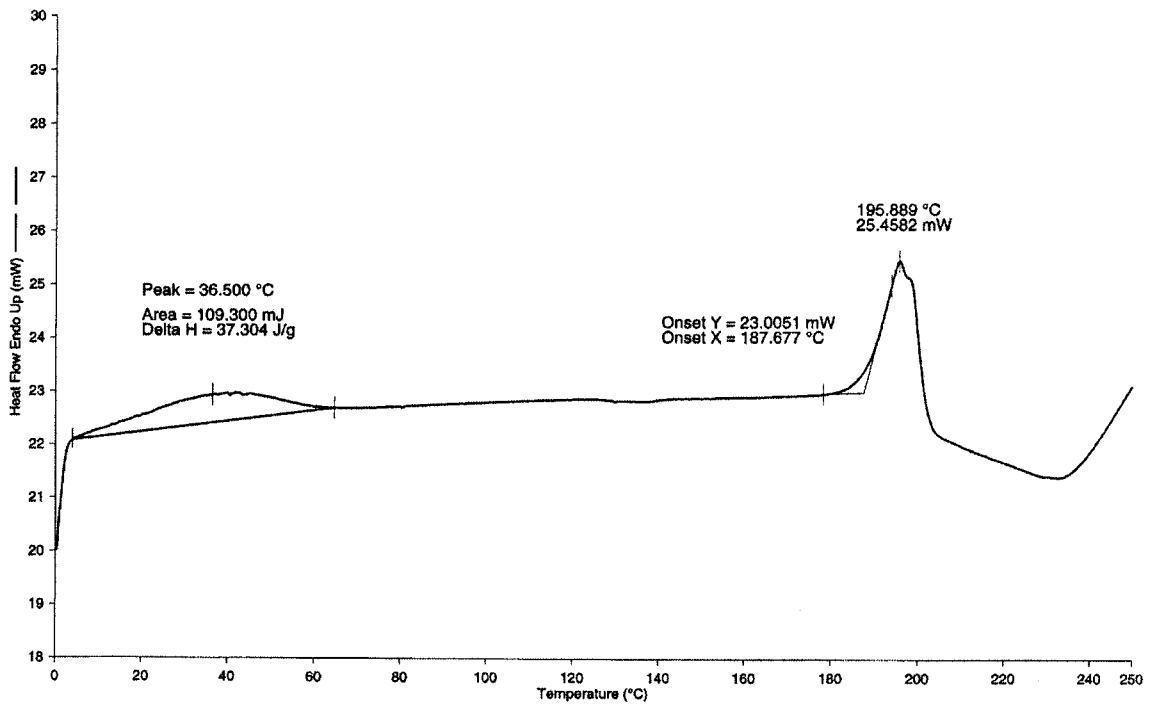


FIGURE 3

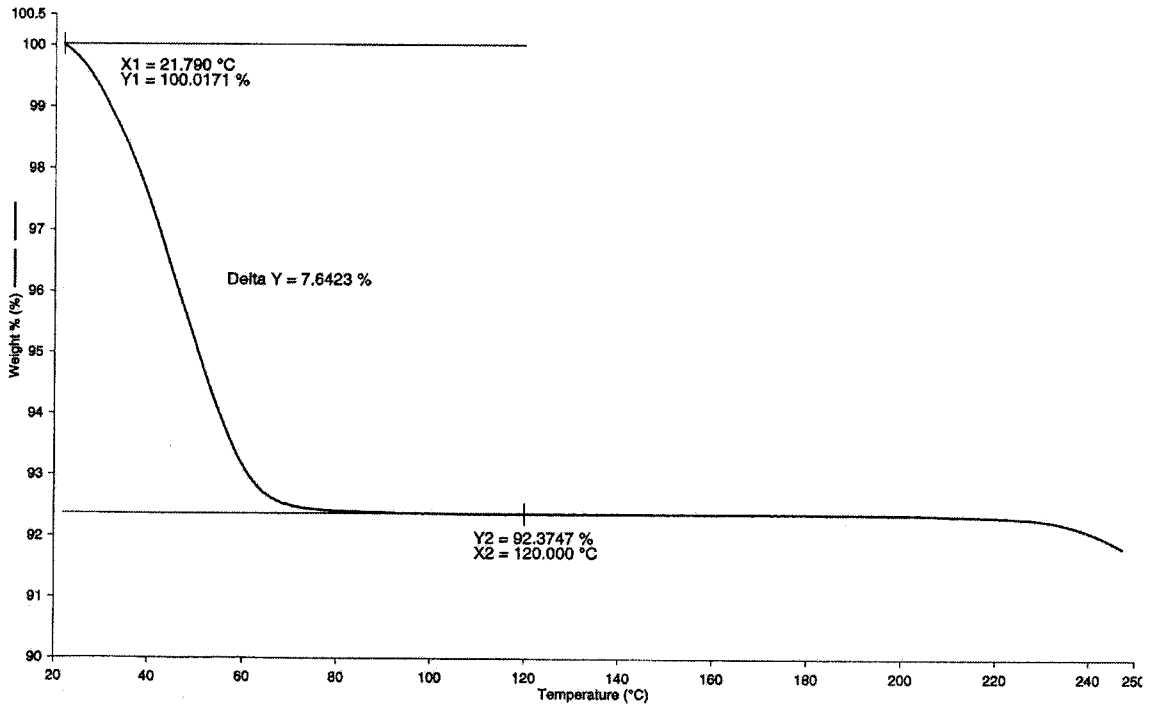


FIGURE 4

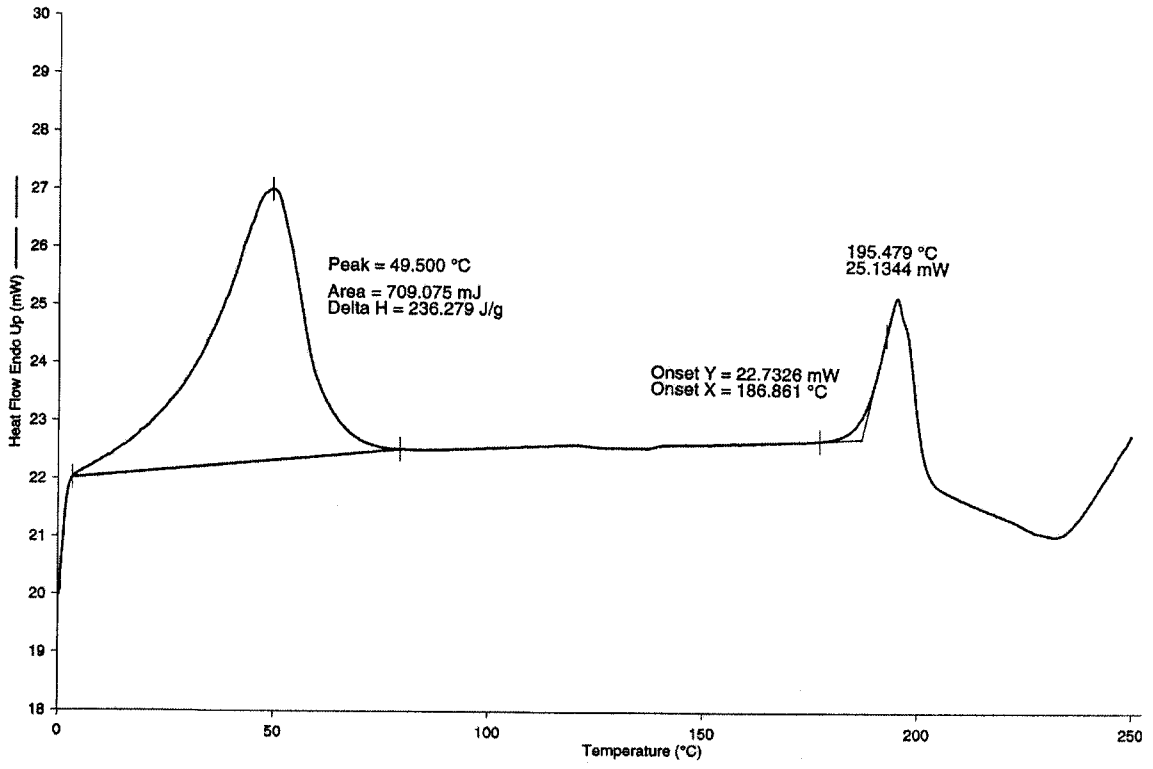


FIGURE 5

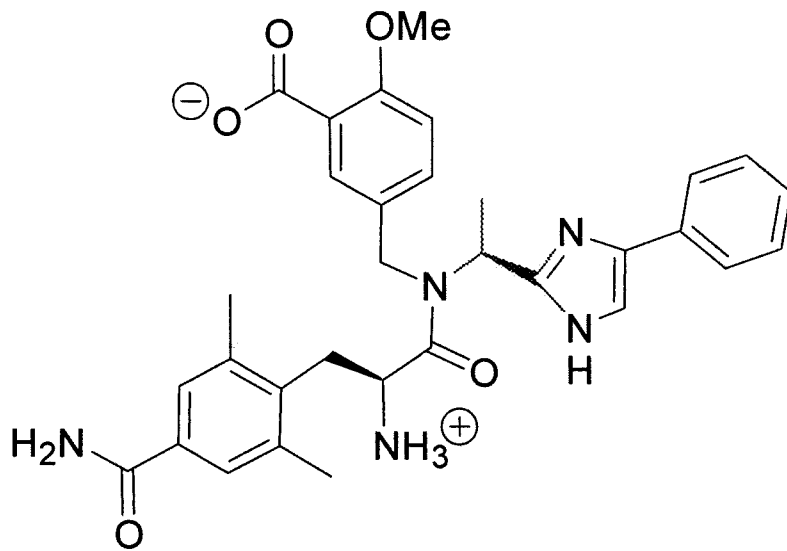


FIGURE 6