



- (51) International Patent Classification:
C03B 5/00 (2006.01)
- (21) International Application Number:
PCT/US2012/065263
- (22) International Filing Date:
15 November 2012 (15.11.2012)
- (25) Filing Language: English
- (26) Publication Language: English
- (30) Priority Data:
61/560,434 16 November 2011 (16.11.2011) US
- (71) Applicant: CORNING INCORPORATED [US/US]; 1
Riverfront Plaza, Corning, New York 14831 (US).
- (72) Inventor; and
(71) Applicant : GROSS, Timothy Michael [US/US]; 452
Fulton Street, Waverly, New York 14892 (US).
- (74) Agent: BARRON, Jason A.; Corning Incorporated, Intel-
lectual Property Department, SP-Ti-03-01, Corning, New
York 14831 (US).
- (81) Designated States (*unless otherwise indicated, for every
kind of national protection available*): AE, AG, AL, AM,

AO, AT, AU, AZ, BA, BB, BG, BH, BN, BR, BW, BY,
BZ, CA, CH, CL, CN, CO, CR, CU, CZ, DE, DK, DM,
DO, DZ, EC, EE, EG, ES, FI, GB, GD, GE, GH, GM, GT,
HN, HR, HU, ID, IL, IN, IS, JP, KE, KG, KM, KN, KP,
KR, KZ, LA, LC, LK, LR, LS, LT, LU, LY, MA, MD,
ME, MG, MK, MN, MW, MX, MY, MZ, NA, NG, NI,
NO, NZ, OM, PA, PE, PG, PH, PL, PT, QA, RO, RS, RU,
RW, SC, SD, SE, SG, SK, SL, SM, ST, SV, SY, TH, TJ,
TM, TN, TR, TT, TZ, UA, UG, US, UZ, VC, VN, ZA,
ZM, ZW.

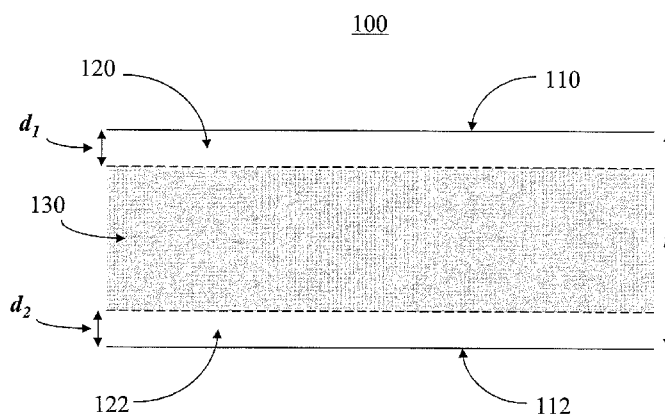
- (84) Designated States (*unless otherwise indicated, for every
kind of regional protection available*): ARIPO (BW, GH,
GM, KE, LR, LS, MW, MZ, NA, RW, SD, SL, SZ, TZ,
UG, ZM, ZW), Eurasian (AM, AZ, BY, KG, KZ, RU, TJ,
TM), European (AL, AT, BE, BG, CH, CY, CZ, DE, DK,
EE, ES, FI, FR, GB, GR, HR, HU, IE, IS, IT, LT, LU, LV,
MC, MK, MT, NL, NO, PL, PT, RO, RS, SE, SI, SK, SM,
TR), OAPI (BF, BJ, CF, CG, CI, CM, GA, GN, GQ, GW,
ML, MR, NE, SN, TD, TG).

Published:

— with international search report (Art. 21(3))

- (54) Title: ION EXCHANGEABLE GLASS WITH HIGH CRACK INITIATION THRESHOLD

FIG. 1



- (57) Abstract: Alkali aluminosilicate glasses that are resistant to damage due to sharp impact and capable of fast ion exchange are provided. The glasses comprise at least 4 mol% P₂O₅ and, when ion exchanged, have a Vickers indentation crack initiation load of at least about 7 kgf.



ION EXCHANGEABLE GLASS WITH HIGH CRACK INITIATION THRESHOLD

[0001] This application claims the benefit of priority under 35 USC §119 of U.S. Provisional Application Serial No. 61/560,434 filed November 16, 2011 the content of which is relied upon and incorporated herein by reference in its entirety.

BACKGROUND

[0002] The disclosure relates to damage resistant glasses. More particularly, the disclosure relates to damage resistant glasses that have optionally been strengthened by ion exchange. Even more particularly, the disclosure relates to damage resistant, phosphate containing glasses that have optionally been strengthened by ion exchange.

SUMMARY

[0003] Alkali aluminosilicate glasses which, when strengthened, are resistant to damage due to sharp impact and capable of fast ion exchange, are provided. The glasses comprise at least 4 mol% P₂O₅ and, when ion exchanged, have a Vickers indentation crack initiation load of at least about 7 kgf.

[0004] Accordingly, one aspect comprises an alkali aluminosilicate glass comprising at least about 4% P₂O₅, wherein the alkali aluminosilicate glass is ion exchanged to a depth of layer of at least about 10 μm, and wherein:

$$\text{i. } 0.6 < [\text{M}_2\text{O}_3(\text{mol}\%) / \text{R}_x\text{O}(\text{mol}\%)] < 1.4; \text{ or}$$

$$\text{ii. } 1.3 < [(\text{P}_2\text{O}_5 + \text{R}_2\text{O}) / \text{M}_2\text{O}_3] \leq 2.3;$$

where $\text{M}_2\text{O}_3 = \text{Al}_2\text{O}_3 + \text{B}_2\text{O}_3$, R_xO is the sum of monovalent and divalent cation oxides present in the alkali aluminosilicate glass, and R_2O is the sum of monovalent cation oxides present in the alkali aluminosilicate glass. In some embodiments, the glass satisfies $0.6 < [\text{M}_2\text{O}_3(\text{mol}\%) / \text{R}_x\text{O}(\text{mol}\%)] < 1.4$. In some embodiments, the glass satisfies $0.6 < [\text{M}_2\text{O}_3(\text{mol}\%) / \text{R}_x\text{O}(\text{mol}\%)] < 1$. In some embodiments, the glass satisfies $1.3 < [(\text{P}_2\text{O}_5 + \text{R}_2\text{O}) / \text{M}_2\text{O}_3] \leq 2.3$. In some embodiments, the glass satisfies $1.5 < [(\text{P}_2\text{O}_5 + \text{R}_2\text{O}) / \text{M}_2\text{O}_3] \leq 2.0$. In some embodiments, the alkali aluminosilicate glass further comprises less than 1 mol% K₂O. In some embodiments, the alkali aluminosilicate glass

further comprises less than 1 mol% B₂O₃. In some embodiments, the the monovalent and divalent cation oxides are selected from the group consisting of Li₂O, Na₂O, K₂O, Rb₂O, Cs₂O, MgO, CaO, SrO, BaO, and ZnO. In some embodiments, the alkali aluminosilicate glass has a potassium/sodium interdiffusion coefficient of at least about 2.4×10^{-10} cm²/s at 410°C. In some embodiments, the potassium/sodium interdiffusion coefficient is in a range from about 2.4×10^{-10} cm²/s up to about 1.5×10^{-9} cm²/s at 410°C. In some embodiments, the glass has a compressive layer extending from a surface of the glass to the depth of layer, and wherein the compressive layer is under a compressive stress of at least about 300 MPa. In some embodiments, the glass has a Vickers indentation crack initiation load of at least about 7 kgf. In some embodiments, the glass has a Vickers indentation crack initiation load of at least about 12 kgf.

[0005] Another aspect comprises an alkali aluminosilicate glass comprising from about 40 mol% to about 70 mol% SiO₂; from about 11 mol% to about 25 mol% Al₂O₃; from about 4 mol% to about 15 mol% P₂O₅; and from about 13 mol% to about 25 mol% Na₂O. In some embodiments, the alkali aluminosilicate glass comprises from about 50 mol% to about 65 mol% SiO₂; from about 14 mol% to about 20 mol% Al₂O₃; from about 4 mol% to about 10 mol% P₂O₅; and from about 14 mol% to about 20 mol% Na₂O. In some embodiments, the alkali aluminosilicate glass further comprises less than 1 mol% K₂O. In some embodiments, the alkali aluminosilicate glass further comprises less than 1 mol% B₂O₃. In some embodiments, the the monovalent and divalent cation oxides are selected from the group consisting of Li₂O, Na₂O, K₂O, Rb₂O, Cs₂O, MgO, CaO, SrO, BaO, and ZnO. In some embodiments, the alkali aluminosilicate glass has a potassium/sodium interdiffusion coefficient of at least about 2.4×10^{-10} cm²/s at 410°C. In some embodiments, the potassium/sodium interdiffusion coefficient is in a range from about 2.4×10^{-10} cm²/s up to about 1.5×10^{-9} cm²/s at 410°C. In some embodiments, the glass has a compressive layer extending from a surface of the glass to the depth of layer, and wherein the compressive layer is under a compressive stress of at least about 300 MPa. In some embodiments, the glass has a Vickers indentation crack initiation load of at least about 7 kgf. In some embodiments, the glass has a Vickers indentation crack initiation load of at least about 12 kgf.

[0006] Another aspect comprises a method of strengthening an alkali aluminosilicate glass, the method comprising providing the alkali aluminosilicate glass comprising at least about 4% P₂O₅, wherein:

i. $0.6 < [M_2O_3(\text{mol}\%)/R_xO(\text{mol}\%)] < 1.4$; or

ii. $1.3 < [(P_2O_5 + R_2O)/M_2O_3] \leq 2.3$;

where $M_2O_3 = Al_2O_3 + B_2O_3$, R_xO is the sum of monovalent and divalent cation oxides present in the alkali aluminosilicate glass, and R_2O is the sum of divalent cation oxides present in the alkali aluminosilicate glass, and immersing the alkali aluminosilicate glass in an ion exchange bath for a time period of up to about 24 hours to form a compressive layer extending from a surface of the alkali aluminosilicate glass to a depth of layer of at least 10 μm . In some embodiments, the glass satisfies $0.6 < [M_2O_3(\text{mol}\%)/R_xO(\text{mol}\%)] < 1.4$. In some embodiments, the glass satisfies $0.6 < [M_2O_3(\text{mol}\%)/R_xO(\text{mol}\%)] < 1$. In some embodiments, the glass satisfies $1.3 < [(P_2O_5 + R_2O)/M_2O_3] \leq 2.3$. In some embodiments, the glass satisfies $1.5 < [(P_2O_5 + R_2O)/M_2O_3] \leq 2.0$. In some embodiments, the alkali aluminosilicate glass comprises less than 1 mol% K_2O . In some embodiments, the alkali aluminosilicate glass comprises less than 1 mol% B_2O_3 . In some embodiments, the compressive layer is under a compressive stress of at least about 300 MPa. In some embodiments, the ion exchanged glass has a Vickers indentation crack initiation load of at least about 7 kgf. In some embodiments, the ion exchanged glass has a Vickers indentation crack initiation load of at least about 12 kgf.

[0007] Another aspect comprises an alkali aluminosilicate glass comprising at least about 4 mol% P_2O_5 , wherein $[M_2O_3 (\text{mol}\%)/R_xO(\text{mol}\%)] < 1.4$, where $M_2O_3 = Al_2O_3 + B_2O_3$ and R_xO is the sum of monovalent and divalent cation oxides present in the alkali aluminosilicate glass. In some embodiments, $[M_2O_3 (\text{mol}\%)/R_xO(\text{mol}\%)] < 1.2$. In some embodiments, $[M_2O_3 (\text{mol}\%)/R_xO(\text{mol}\%)] < 1$. In some embodiments, the monovalent and divalent cation oxides are selected from the group consisting of Li_2O , Na_2O , K_2O , Rb_2O , Cs_2O , MgO , CaO , SrO , BaO , and ZnO .

[0008] In some embodiments, the alkali aluminosilicate glass comprises from about 40 mol% to about 70 mol% SiO_2 ; from about 11 mol% to about 25 mol% Al_2O_3 ; from about 4 mol% to about 15 mol% P_2O_5 ; and from about 13 mol% to about 25 mol% Na_2O . In other embodiments, the alkali aluminosilicate glass comprises from about 50 mol% to about 65 mol% SiO_2 ; from about 14 mol% to about 20 mol% Al_2O_3 ; from about 4 mol% to about 10 mol% P_2O_5 ; and from about 14 mol% to about 20 mol% Na_2O .

[0009] In some embodiments, the composition further comprises less than 1 mol% K₂O. In some embodiments, the composition further comprises about 0 mol% K₂O. In some embodiments, the composition further comprises less than 1 mol% B₂O₃. In some embodiments, the composition further comprises about 0 mol% B₂O₃.

[0010] Embodiments may be ion exchanged. In some embodiments, the glass is ion exchanged to a depth of layer of at least about 10 μm. In some embodiments, the glass is ion exchanged to a depth of layer of at least about 20 μm. In other embodiments, the glass is ion exchanged to a depth of layer of at least about 40 μm. In some embodiments, the alkali aluminosilicate glass has a compressive layer extending from a surface of the glass to the depth of layer, and wherein the compressive layer is under a compressive stress of at least about 300 MPa. In other embodiments, the alkali aluminosilicate glass has a compressive layer extending from a surface of the glass to the depth of layer, and wherein the compressive layer is under a compressive stress of at least about 500 MPa. In other embodiments, the alkali aluminosilicate glass has a compressive layer extending from a surface of the glass to the depth of layer, and wherein the compressive layer is under a compressive stress of at least about 750 MPa. In some embodiments, the ion exchanged alkali aluminosilicate glass has a Vickers indentation crack initiation load of at least about 7 kgf. In still other embodiments, the ion exchanged alkali aluminosilicate glass has a Vickers indentation crack initiation load of at least about 15 kgf. In other embodiments, the ion exchanged alkali aluminosilicate glass has a Vickers indentation crack initiation load of at least about 20 kgf. In some embodiments, the alkali aluminosilicate glass has a potassium/sodium interdiffusion coefficient of at least about 2.4×10^{-10} cm²/s at 410°C. In some embodiments, the potassium/sodium interdiffusion coefficient is in a range from about 2.4×10^{-10} cm²/s up to about 1.5×10^{-9} cm²/s at 410°C.

[0011] Another aspect is to provide an alkali aluminosilicate glass comprising at least about 4 mol% P₂O₅. The alkali aluminosilicate glass is ion exchanged to a depth of layer of at least about 10 μm, wherein $0.6 < [M_2O_3(\text{mol}\%)/R_xO(\text{mol}\%)] < 1.4$, where $M_2O_3 = Al_2O_3 + B_2O_3$ and R_xO is the sum of monovalent and divalent cation oxides present in the alkali aluminosilicate glass. In some embodiments, $0.6 < [M_2O_3 (\text{mol}\%)/R_xO(\text{mol}\%)] < 1.2$. In some embodiments, $0.6 < [M_2O_3 (\text{mol}\%)/R_xO(\text{mol}\%)] < 1$. In some embodiments, $0.8 < [M_2O_3 (\text{mol}\%)/R_xO(\text{mol}\%)] < 1$. In some embodiments, the monovalent and divalent cation oxides are selected from the group consisting of Li₂O, Na₂O, K₂O, Rb₂O, Cs₂O, MgO, CaO, SrO, BaO, and ZnO.

[0012] In some embodiments, the alkali aluminosilicate glass comprises from about 40 mol% to about 70 mol% SiO₂; from about 11 mol% to about 25 mol% Al₂O₃; from about 4 mol% to about 15 mol% P₂O₅; and from about 13 mol% to about 25 mol% Na₂O. In other embodiments, the alkali aluminosilicate glass comprises from about 50 mol% to about 65 mol% SiO₂; from about 14 mol% to about 20 mol% Al₂O₃; from about 4 mol% to about 10 mol% P₂O₅; and from about 14 mol% to about 20 mol% Na₂O.

[0013] In some embodiments, the composition further comprises less than 1 mol% K₂O. In some embodiments, the composition further comprises about 0 mol% K₂O. In some embodiments, the composition further comprises less than 1 mol% B₂O₃. In some embodiments, the composition further comprises about 0 mol% B₂O₃.

[0014] Embodiments of the aspect may be ion exchanged. In some embodiments, the glass is ion exchanged to a depth of layer of at least about 10 μm. In some embodiments, the glass is ion exchanged to a depth of layer of at least about 20 μm. In other embodiments, the glass is ion exchanged to a depth of layer of at least about 40 μm. In some embodiments, the alkali aluminosilicate glass has a compressive layer extending from a surface of the glass to the depth of layer, and wherein the compressive layer is under a compressive stress of at least about 300 MPa. In other embodiments, the alkali aluminosilicate glass has a compressive layer extending from a surface of the glass to the depth of layer, and wherein the compressive layer is under a compressive stress of at least about 500 MPa. In other embodiments, the alkali aluminosilicate glass has a compressive layer extending from a surface of the glass to the depth of layer, and wherein the compressive layer is under a compressive stress of at least about 750 MPa. In some embodiments, the ion exchanged alkali aluminosilicate glass has a Vickers indentation crack initiation load of at least about 7 kgf. In still other embodiments, the ion exchanged alkali aluminosilicate glass has a Vickers indentation crack initiation load of at least about 15 kgf. In other embodiments, the ion exchanged alkali aluminosilicate glass has a Vickers indentation crack initiation load of at least about 20 kgf. In some embodiments, the alkali aluminosilicate glass has a potassium/sodium interdiffusion coefficient of at least about 2.4×10^{-10} cm²/s at 410°C. In some embodiments, the potassium/sodium interdiffusion coefficient is in a range from about 2.4×10^{-10} cm²/s up to about 1.5×10^{-9} cm²/s at 410°C.

[0015] Another aspect of the disclosure is to provide a method of strengthening an alkali aluminosilicate glass. The method comprises: providing the alkali aluminosilicate glass, the alkali aluminosilicate glass comprising at least about 4 mol% P_2O_5 , wherein:

$$i. \quad 0.6 < [M_2O_3(\text{mol}\%)/R_xO(\text{mol}\%)] < 1.4; \text{ or}$$

$$ii. \quad 1.3 < [(P_2O_5 + R_2O)/M_2O_3] \leq 2.3;$$

where $M_2O_3 = Al_2O_3 + B_2O_3$, R_xO is the sum of monovalent and divalent cation oxides present in the alkali aluminosilicate glass, and R_2O is the sum of divalent cation oxides present in the alkali aluminosilicate glass, and immersing the alkali aluminosilicate glass in an ion exchange bath for a time period of up to about 24 hours to form a compressive layer extending from a surface of the alkali aluminosilicate glass to a depth of layer of at least 10 μm . In some embodiments, the glass satisfies $0.6 < [M_2O_3(\text{mol}\%)/R_xO(\text{mol}\%)] < 1.4$. In some embodiments, the glass satisfies $0.6 < [M_2O_3(\text{mol}\%)/R_xO(\text{mol}\%)] < 1$. In some embodiments, the glass satisfies $1.3 < [(P_2O_5 + R_2O)/M_2O_3] \leq 2.3$. In some embodiments, the glass satisfies $1.5 < [(P_2O_5 + R_2O)/M_2O_3] \leq 2.0$. In some embodiments, the alkali aluminosilicate glass comprises less than 1 mol% K_2O . In some embodiments, the alkali aluminosilicate glass comprises less than 1 mol% B_2O_3 . In some embodiments, the compressive layer is under a compressive stress of at least about 300 MPa. In some embodiments, the ion exchanged glass has a Vickers indentation crack initiation load of at least about 7 kgf. In some embodiments, the ion exchanged glass has a Vickers indentation crack initiation load of at least about 12 kgf. In some embodiments, the compressive layer extends from a surface to a depth of layer of at least 70 μm .

[0016] In some embodiments, the alkali aluminosilicate glass has a compressive layer extending from a surface of the glass to the depth of layer, and wherein the compressive layer is under a compressive stress of at least about 300 MPa. In other embodiments, the alkali aluminosilicate glass has a compressive layer extending from a surface of the glass to the depth of layer, and wherein the compressive layer is under a compressive stress of at least about 500 MPa. In other embodiments, the alkali aluminosilicate glass has a compressive layer extending from a surface of the glass to the depth of layer, and wherein the compressive layer is under a compressive stress of at least about 750 MPa. In some embodiments, the ion exchanged alkali aluminosilicate glass has a Vickers indentation crack initiation load of at least about 7 kgf. In still other embodiments, the ion exchanged alkali aluminosilicate glass has a Vickers indentation crack initiation load of at least about

15 kgf. In other embodiments, the ion exchanged alkali aluminosilicate glass has a Vickers indentation crack initiation load of at least about 20 kgf. In some embodiments, the alkali aluminosilicate glass has a potassium/sodium interdiffusion coefficient of at least about 2.4×10^{-10} cm²/s at 410°C. In some embodiments, the potassium/sodium interdiffusion coefficient is in a range from about 2.4×10^{-10} cm²/s up to about 1.5×10^{-9} cm²/s at 410°C.

[0017] In some embodiments, the alkali aluminosilicate glass used in the method comprises monovalent and divalent cation oxides selected from the group consisting of Li₂O, Na₂O, K₂O, Rb₂O, Cs₂O, MgO, CaO, SrO, BaO, and ZnO.

[0018] In some embodiments, the alkali aluminosilicate glass used in the method comprises from about 40 mol% to about 70 mol% SiO₂; from about 11 mol% to about 25 mol% Al₂O₃; from about 4 mol% to about 15 mol% P₂O₅; and from about 13 mol% to about 25 mol% Na₂O. In other embodiments, the alkali aluminosilicate glass used in the method comprises from about 50 mol% to about 65 mol% SiO₂; from about 14 mol% to about 20 mol% Al₂O₃; from about 4 mol% to about 10 mol% P₂O₅; and from about 14 mol% to about 20 mol% Na₂O.

[0019] In some embodiments, the composition used in the method further comprises less than 1 mol% K₂O. In some embodiments, the composition used in the method further comprises about 0 mol% K₂O. In some embodiments, the composition used in the method further comprises less than 1 mol% B₂O₃. In some embodiments, the composition used in the method further comprises about 0 mol% B₂O₃.

[0020] These and other aspects, advantages, and salient features will become apparent from the following detailed description, the accompanying drawings, and the appended claims.

BRIEF DESCRIPTION OF THE DRAWINGS

[0021] FIGURE 1 is a schematic cross-sectional view of a glass sheet strengthened by ion exchange; and

[0022] FIGURE 2 is a plot of depth of layer as a function of compressive stress for 0.7 mm thick samples that were annealed at 700°C and ion exchanged in a molten KNO₃ salt bath at 410°C.

DETAILED DESCRIPTION

[0023] Disclosed are materials, compounds, compositions, and components that can be used for, can be used in conjunction with, can be used in preparation for, or are embodiments of the disclosed method and compositions. These and other materials are disclosed herein, and it is understood that when combinations, subsets, interactions, groups, etc. of these materials are disclosed that while specific reference of each various individual and collective combinations and permutation of these compounds may not be explicitly disclosed, each is specifically contemplated and described herein.

[0024] Thus, if a class of substituents A, B, and C are disclosed as well as a class of substituents D, E, and F, and an example of a combination embodiment, A-D is disclosed, then each is individually and collectively contemplated. Thus, in this example, each of the combinations A-E, A-F, B-D, B-E, B-F, C-D, C-E, and C-F are specifically contemplated and should be considered disclosed from disclosure of A, B, and/or C; D, E, and/or F; and the example combination A-D. Likewise, any subset or combination of these is also specifically contemplated and disclosed. Thus, for example, the sub-group of A-E, B-F, and C-E are specifically contemplated and should be considered disclosed from disclosure of A, B, and/or C; D, E, and/or F; and the example combination A-D. This concept applies to all aspects of this disclosure including, but not limited to any components of the compositions and steps in methods of making and using the disclosed compositions. Thus, if there are a variety of additional steps that can be performed it is understood that each of these additional steps can be performed with any specific embodiment or combination of embodiments of the disclosed methods, and that each such combination is specifically contemplated and should be considered disclosed.

[0025] In addition, whenever a group is described as comprising at least one of a group of elements and combinations thereof, it is understood that the group may comprise, consist essentially of, or consist of any number of those elements recited, either individually or in combination with each other. Similarly, whenever a group is described as consisting of at least one of a group of elements or combinations thereof, it is understood that the group may consist of any number of those elements recited, either individually or in combination with each other.

[0026] Moreover, where a range of numerical values is recited herein, comprising upper and lower values, unless otherwise stated in specific circumstances, the range is intended to include the

endpoints thereof, and all integers and fractions within the range. It is not intended that the scope of the disclosure be limited to the specific values recited when defining a range. Further, when an amount, concentration, or other value or parameter is given as a range, one or more preferred ranges or a list of upper preferable values and lower preferable values, this is to be understood as specifically disclosing all ranges formed from any pair of any upper range limit or preferred value and any lower range limit or preferred value, regardless of whether such pairs are separately disclosed. Finally, when the term "about" is used in describing a value or an end-point of a range, the disclosure should be understood to include the specific value or end-point referred to.

[0027] As used herein, the term "about" means that amounts, sizes, formulations, parameters, and other quantities and characteristics are not and need not be exact, but may be approximate and/or larger or smaller, as desired, reflecting tolerances, conversion factors, rounding off, measurement error and the like, and other factors known to those of skill in the art. In general, an amount, size, formulation, parameter or other quantity or characteristic is "about" or "approximate" whether or not expressly stated to be such.

[0028] The term "or", as used herein, is inclusive; more specifically, the phrase "A or B" means "A, B, or both A and B". Exclusive "or" is designated herein by terms such as "either A or B" and "one of A or B", for example.

[0029] The indefinite articles "a" and "an" are employed to describe elements and components of embodiments. The use of these articles means that one or at least one of these elements or components is present. Although these articles are conventionally employed to signify that the modified noun is a singular noun, as used herein the articles "a" and "an" also include the plural, unless otherwise stated in specific instances. Similarly, the definite article "the", as used herein, also signifies that the modified noun may be singular or plural, again unless otherwise stated in specific instances.

[0030] For the purposes of describing the embodiments, it is noted that reference herein to a variable being a "function" of a parameter or another variable is not intended to denote that the variable is exclusively a function of the listed parameter or variable. Rather, reference herein to a variable that is a "function" of a listed parameter is intended to be open ended such that the variable may be a function of a single parameter or a plurality of parameters. It is also understood that, unless

otherwise specified, terms such as “top,” “bottom,” “outward,” “inward,” and the like are words of convenience and are not to be construed as limiting terms.

[0031] It is noted that terms like “preferably,” “commonly,” and “typically,” when utilized herein, are not utilized to limit the scope or to imply that certain features are critical, essential, or even important to the structure or function of the embodiments described. Rather, these terms are merely intended to identify particular aspects of an embodiment or to emphasize alternative or additional features that may or may not be utilized in a particular embodiment.

[0032] For the purposes of describing and defining embodiments it is noted that the terms “substantially” and “approximately” are utilized herein to represent the inherent degree of uncertainty that may be attributed to any quantitative comparison, value, measurement, or other representation. The terms “substantially” and “approximately” are also utilized herein to represent the degree by which a quantitative representation may vary from a stated reference without resulting in a change in the basic function of the subject matter at issue.

[0033] It is noted that one or more of the claims may utilize the term “wherein” as a transitional phrase. For the purposes of defining embodiments, it is noted that this term is introduced in the claims as an open-ended transitional phrase that is used to introduce a recitation of a series of characteristics of the structure and should be interpreted in like manner as the more commonly used open-ended preamble term “comprising.”

[0034] As a result of the raw materials and/or equipment used to produce the glass composition, certain impurities or components that are not intentionally added, can be present in the final glass composition. Such materials are present in the glass composition in minor amounts and are referred to herein as “tramp materials.”

[0035] As used herein, a glass composition having 0 wt% or mol% of a compound is defined as meaning that the compound, molecule, or element was not purposefully added to the composition, but the composition may still comprise the compound, typically in tramp or trace amounts. Similarly, “sodium-free,” “alkali-free,” “potassium-free” or the like are defined to mean that the compound, molecule, or element was not purposefully added to the composition, but the composition may still comprise sodium, alkali, or potassium, but in approximately tramp or trace amounts.

Unless otherwise specified, the concentrations of all constituents recited herein are expressed in terms of mole percent (mol%).

[0036] Vickers indentation cracking threshold measurements described herein are performed by applying and then removing an indentation load to the glass surface at a rate of 0.2 mm/min. The maximum indentation load is held for 10 seconds. The indentation cracking threshold is defined at the indentation load at which 50% of 10 indents exhibit any number of radial/median cracks emanating from the corners of the indent impression. The maximum load is increased until the threshold is met for a given glass composition. All indentation measurements are performed at room temperature in 50% relative humidity.

[0037] Referring to the drawings in general and to FIG. 1 in particular, it will be understood that the illustrations are for the purpose of describing particular embodiments and are not intended to limit the disclosure or appended claims thereto. The drawings are not necessarily to scale, and certain features and certain views of the drawings may be shown exaggerated in scale or in schematic in the interest of clarity and conciseness.

[0038] Chemically strengthened alkali aluminosilicate glasses having high damage resistance (*i.e.*, having Vickers cracking thresholds of greater than 15 kilograms force (kgf), and, in some embodiments, greater than 20 kgf, typically have compositions that satisfy the rule $[(\text{Al}_2\text{O}_3(\text{mol}\%) + \text{B}_2\text{O}_3(\text{mol}\%))/(\sum \text{modifier oxides}(\text{mol}\%))] > 1$, where the modifier oxides include alkali and alkaline earth oxides. Such glasses have been previously described in U.S. Patent Application No. 12/858,490, filed August 18, 2010, by Kristen L. Barefoot *et al.*, entitled “Crack and Scratch Resistant Glass and Enclosures Made Therefrom.”

[0039] The enhanced damage resistance of P_2O_5 -containing alkali aluminosilicate glasses has been previously described in U.S. Provisional Patent Application No. 61/417,941, filed on November 30, 2010, by Dana Craig Bookbinder *et al.*, entitled “Ion Exchangeable Glass with Deep Compressive Layer and High Modulus.” The glasses described therein contain phosphate batched with Al_2O_3 and B_2O_3 to form AlPO_4 and BPO_4 , respectively, and follow the composition rule

$$0.75 \leq [(\text{P}_2\text{O}_5(\text{mol}\%) + \text{R}_2\text{O}(\text{mol}\%)) / \text{M}_2\text{O}_3(\text{mol}\%)] \leq 1.3,$$

where $\text{M}_2\text{O}_3 = \text{Al}_2\text{O}_3 + \text{B}_2\text{O}_3$.

[0040] Described herein are embodiments comprising P₂O₅-containing alkali aluminosilicate glasses and articles made therefrom which, when chemically strengthened by ion exchange, achieve Vickers cracking thresholds of at least about 7 kgf, 8, kgf, 9, kgf, 10, kgf, 11 kgf, 12 kgf, 13 kgf, 14 kgf, 15 kgf, 16 kgf, 17 kgf, 18 kgf, 19 kgf, and, in some embodiments, at least about 20 kgf. The damage resistance of these glasses and glass articles is enhanced by the addition of at least about 4 mol% P₂O₅. In some embodiments, the damage resistance is enhanced by the addition of at least about 5 mol% P₂O₅. In some embodiments, the P₂O₅ concentration is in a range from about 4 mol% up to about 10 mol% and, in other embodiments in a range from about 4 mol% up to about 15 mol%.

[0041] Embodiments described herein generally fall outside the glasses and glass articles of the composition space described in U.S. Provisional Patent Application No. 61/417,941. In addition, the glasses described in the present disclosure nominally comprise primarily tetrahedrally coordinated phosphate (PO₄³⁻) groups that contain one double-bonded oxygen per tetrahedral phosphorus structural unit.

[0042] In some embodiments, ratios of M₂O₃ to $\sum R_xO$ provide glasses that have advantageous melting temperatures, viscosities, and/or liquidus temperatures. Some embodiments may be described by the ratio $(M_2O_3(\text{mol}\%)/\sum R_xO(\text{mol}\%)) < 1.4$, where $M_2O_3 = Al_2O_3 + B_2O_3$, and wherein $\sum R_xO$ is the sum of monovalent and divalent cation oxides present in the alkali aluminosilicate glass. In some embodiments, the glasses and glass articles described herein comprise greater than 4 mol% P₂O₅, wherein the ratio $(M_2O_3(\text{mol}\%)/\sum R_xO(\text{mol}\%))$ is less than 1.4, where $M_2O_3 = Al_2O_3 + B_2O_3$, and wherein $\sum R_xO$ is the sum of monovalent and divalent cation oxides present in the alkali aluminosilicate glass. In some embodiments, the ratio of $(M_2O_3(\text{mol}\%)/\sum R_xO(\text{mol}\%))$ is less than 1.0. In some embodiments, the ratio of $(M_2O_3(\text{mol}\%)/\sum R_xO(\text{mol}\%))$ is less than 1.4, 1.35, 1.3, 1.25, 1.2, 1.15, 1.1, 1.05, 1.0, 0.95, 0.9, 0.85, 0.8, 0.75, or 0.7. In some embodiments, $0.6 < (M_2O_3(\text{mol}\%)/R_xO(\text{mol}\%)) < 1.4$. In some embodiments, $0.6 < (M_2O_3(\text{mol}\%)/R_xO(\text{mol}\%)) < 1.2$. In some embodiments, $0.6 < (M_2O_3(\text{mol}\%)/R_xO(\text{mol}\%)) < 1$. In some embodiments, $0.8 < (M_2O_3(\text{mol}\%)/R_xO(\text{mol}\%)) < 1.4$. In some embodiments, $0.8 < (M_2O_3(\text{mol}\%)/R_xO(\text{mol}\%)) < 1.2$. In some embodiments, $0.8 < (M_2O_3(\text{mol}\%)/R_xO(\text{mol}\%)) < 1.0$. In some embodiments, $Y < (M_2O_3(\text{mol}\%)/R_xO(\text{mol}\%)) < Z$, wherein Y is about 0.6, 0.65, 0.7, 0.75, 0.8, 0.85, 0.9, 0.95, 1.0, 1.05, or 1.1 and X is independently about 1.4, 1.35, 1.3, 1.25, 1.2, 1.15, 1.1, 1.05, 1.0, 0.95, 0.9, 0.85, 0.8, and wherein $X > Y$. Such monovalent and divalent oxides include, but are not limited to, alkali metal oxides (Li₂O, Na₂O,

K₂O, Rb₂O, Cs₂O), alkaline earth oxides (MgO, CaO, SrO, BaO), and transition metal oxides such as, but not limited to, ZnO.

[0043] In some embodiments, the glasses described herein satisfy the inequality

$$[(\text{Al}_2\text{O}_3(\text{mol}\%) + \text{B}_2\text{O}_3(\text{mol}\%))/(\sum \text{modifier oxides}(\text{mol}\%))] < 1.0.$$

[0001] In some embodiments, the glasses can have sufficient P₂O₅ to allow for a glass structure wherein P₂O₅ is present in the structure rather, or in addition to, MPO₄. In some embodiments, such a structure may be described by the ratio $[(\text{P}_2\text{O}_5(\text{mol}\%) + \text{R}_2\text{O}(\text{mol}\%))/\text{M}_2\text{O}_3(\text{mol}\%)] > 1.24$, where $\text{M}_2\text{O}_3 = \text{Al}_2\text{O}_3 + \text{B}_2\text{O}_3$, P₂O₅ is 4 mol% or greater, and wherein R₂O is the sum divalent cation oxides present in the alkali aluminosilicate glass. In some embodiments, the glasses described herein comprise greater than 4 mol% P₂O₅, wherein the ratio of $[(\text{P}_2\text{O}_5(\text{mol}\%) + \text{R}_2\text{O}(\text{mol}\%))/\text{M}_2\text{O}_3(\text{mol}\%)]$ is greater than 1.24, where $\text{M}_2\text{O}_3 = \text{Al}_2\text{O}_3 + \text{B}_2\text{O}_3$, and wherein R₂O is the sum divalent cation oxides present in the alkali aluminosilicate glass. In some embodiments, the ratio of $[(\text{P}_2\text{O}_5(\text{mol}\%) + \text{R}_2\text{O}(\text{mol}\%))/\text{M}_2\text{O}_3(\text{mol}\%)]$ is greater than 1.3. In some embodiments, the ratio is $1.24 \leq [(\text{P}_2\text{O}_5(\text{mol}\%) + \text{R}_2\text{O}(\text{mol}\%))/\text{M}_2\text{O}_3(\text{mol}\%)] \leq 2.8$. In some embodiments, the glasses and glass articles described herein comprise greater than 4 mol% P₂O₅, and are described by the ratio

$$S \leq [(\text{P}_2\text{O}_5(\text{mol}\%) + \text{R}_2\text{O}(\text{mol}\%))/\text{M}_2\text{O}_3(\text{mol}\%)] \leq V$$

wherein S is independently about 1.5, 1.45, 1.4, 1.35, 1.3, 1.25, 1.24, 1.2, or 1.15, and V is independently about 2.0, 2.05, 2.1, 2.15, 2.2, 2.25, 2.3, 2.35, 2.4, 2.45, 2.5, 2.55, 2.6, 2.65, 2.7, 2.75, or 2.8.

[0002] The alkali aluminosilicate glasses and articles described herein comprise a number of chemical components. SiO₂, an oxide involved in the formation of glass, functions to stabilize the networking structure of glass. In some embodiments, the glass composition can comprise from about 40 to about 70 mol% SiO₂. In some embodiments, the glass composition can comprise from about 50 to about 70 mol% SiO₂. In some embodiments, the glass composition can comprise from about 55 to about 65 mol% SiO₂. In some embodiments, the glass composition can comprise from about 40 to about 70 mol%, about 40 to about 65 mol%, about 40 to about 60 mol%, about 40 to about 55 mol%, about 40 to 50 mol%, about 40 to 45 mol%, 50 to about 70 mol%, about 50 to about 65 mol%, about 50 to about 60 mol%, about 50 to about 55 mol%, about 55 to about 70 mol%, about

60 to about 70 mol%, about 65 to about 70 mol%, about 55 to about 65 mol%, or about 55 to about 60 mol% SiO₂. In some embodiments, the glass composition comprises about 40, 41, 42, 43, 44, 45, 46, 47, 48, 49, 50, 51, 52, 53, 54, 55, 56, 57, 58, 59, 60, 61, 62, 63, 64, 65, 66, 67, 68, 69, or 70 mol% SiO₂.

[0044] Al₂O₃ may provide, among other benefits, for a) maintaining the lowest possible liquidus temperature, b) lowering the expansion coefficient, or c) enhancing the strain point. In some embodiments, the glass composition can comprise from about 11 to about 25 mol% Al₂O₃. In some embodiments, the glass composition can comprise from about 14 to about 20 mol% Al₂O₃. In some embodiments, the glass composition can comprise from about 11 to about 25 mol%, about 11 to about 20 mol%, about 11 to about 18 mol%, about 11 to about 15 mol%, about 12 to about 25 mol%, about 12 to about 20 mol%, about 12 to about 18 mol%, about 12 to about 15 mol%, about 14 to about 25 mol%, about 14 to about 20 mol%, about 14 to about 18 mol%, about 14 to about 15 mol%, about 18 to about 25 mol%, about 18 to about 20 mol%, or about 20 to about 25 mol% Al₂O₃. In some embodiments, the glass composition can comprise about 11, 12, 13, 14, 15, 16, 17, 18, 19, 20, 21, 22, 23, 24, or 25 mol% Al₂O₃.

[0045] The presence of B₂O₃ in embodiments can improve damage resistance, but may also be detrimental to compressive stress and diffusivity. The glasses described herein generally do not contain – or are free of – B₂O₃. In some embodiments, about 0.1, 0.2, 0.3, 0.4, 0.5, 0.6, 0.7, 0.8, 0.9, 1, 2, 3, or 4 mol% B₂O₃ may be present. In some embodiments, less than 4, 3, 2, or 1 mol% B₂O₃ may be present. In some embodiments, tramp B₂O₃ may be present. In some embodiments, the glass composition can comprise about 0 mol% B₂O₃. In some embodiments, the amount of B₂O₃ is 0.5 mol% or less, 0.25 mol% or less, 0.1 mol% or less, about 0.05 mol% or less, 0.001 mol% or less, 0.0005 mol% or less, or 0.0001 mol% or less. The glass compositions, according to some embodiments, are free of intentionally added B₂O₃.

[0046] It has been discovered that addition of phosphorous to the glass as P₂O₅ improves damage resistance and does not impede ion exchange. In some embodiments, the addition of phosphorous to the glass creates a structure in which silica (SiO₂ in the glass) is replaced by aluminum phosphate (AlPO₄), which consists of tetrahedrally coordinated aluminum and phosphorus and/or boron phosphate (BPO₄), which consists of tetrahedrally coordinated boron and phosphorus. The glasses described herein generally contain greater than 4 mol% P₂O₅. In some embodiments, the

glass can comprise from about 4 to about 15 mol% P_2O_5 . In some embodiments, the glass can comprise from about 4 to about 12 mol% P_2O_5 . In some embodiments, the glass can comprise from about 4 to about 10 mol% P_2O_5 . In some embodiments, the glass can comprise from about 6 to about 10 mol% P_2O_5 . In some embodiments, the glass composition can comprise from about 4 to about 15 mol%, about 6 to about 15 mol%, about 8 to about 15 mol%, about 10 to about 15 mol%, about 12 to about 15 mol%, about 4 to about 12 mol%, about 4 to about 10 mol%, about 4 to about 8 mol%, about 4 to about 6 mol%, about 6 to about 12 mol%, about 6 to about 10 mol%, about 6 to about 8 mol%, about 8 to about 12 mol%, about 8 to about 10 mol%, about 10 to about 12 mol%. In some embodiments, the glass composition can comprise about 4, 5, 6, 7, 8, 9, 10, 11, 12, 13, 14, or 15 mol% P_2O_5 .

[0047] Na_2O may be used for ion exchange in embodied glasses. In some embodiments, the glass can comprise from about 13 to about 25 mol% Na_2O . In other embodiments, the glass can comprise about 13 to about 20 mol% Na_2O . In some embodiments, the glass composition can comprise from about 13 to about 25 mol%, about 13 to about 20 mol%, about 13 to about 18 mol%, about 13 to about 15 mol%, about 15 to about 25 mol%, about 15 to about 20 mol%, about 15 to about 18 mol%, about 18 to about 25 mol%, about 18 to about 20 mol%, or about 20 to about 25 mol%. In some embodiments, the glass can comprise about 13, 14, 15, 16, 17, 18, 19, 20, 21, 22, 23, 24, or 25 mol% Na_2O .

[0048] R_xO generally describes monovalent and divalent cation oxides present in the alkali aluminosilicate glass. The presence R_xO may provide advantages for ion exchange of the glass. Such monovalent and divalent oxides include, but are not limited to, alkali metal oxides (Li_2O , Na_2O , K_2O , Rb_2O , Cs_2O), alkaline earth oxides (MgO , CaO , SrO , BaO), and transition metal oxides such as, but not limited to, ZnO . In some embodiments, the amount of R_xO in the composition is described by the equation $(M_2O_3(mol\%)/\sum R_xO(mol\%)) < 1.4$. In some embodiments, the amount of R_xO in the composition is described by the equation $(M_2O_3(mol\%)/\sum R_xO(mol\%)) < 1.0$. In some embodiments, the amount of R_xO in the composition is described by the equation $0.6 < (M_2O_3(mol\%)/\sum R_xO(mol\%)) < 1.4$. In some embodiments, the amount of R_xO in the composition is described by the equation $0.6 < (M_2O_3(mol\%)/\sum R_xO(mol\%)) < 1.0$. In some embodiments, the glass composition can comprise from about 7 to about 30 mol% Al_2O_3 . In some embodiments, the glass composition can comprise from about 14 to about 25 mol% Al_2O_3 . In some embodiments, the glass composition can comprise from about 7 to about 30 mol%, about 7 to about 25 mol%, about 7 to

about 22 mol%, about 7 to about 20 mol%, about 7 to about 18 mol%, about 7 to about 15 mol%, about 7 to about 10 mol%, about 10 to about 30 mol%, about 10 to about 25 mol%, about 10 to about 22 mol%, about 10 to about 18 mol%, about 10 to about 15 mol%, about 15 to about 30 mol%, about 15 to about 25 mol%, about 15 to about 22 mol%, about 15 to about 18 mol%, about 18 to about 30 mol%, about 18 to about 25 mol%, about 18 to about 22 mol%, about 18 to about 20 mol%, about 20 to about 30 mol%, about 20 to about 25 mol%, about 20 to about 22 mol%, about 22 to about 30 mol%, about 22 to about 25 mol%, or about 25 to about 30 mol%. In some embodiments, the glass composition can comprise about 8, 9, 10, 11, 12, 13, 14, 15, 16, 17, 18, 19, 20, 21, 22, 23, 24, 25, 26, 27, 28, 29, or 30 mol% R_xO .

[0049] M_2O_3 describes the amount of Al_2O_3 and B_2O_3 in the composition. In some embodiments, the glass composition can comprise from about 11 to about 30 mol% M_2O_3 . In some embodiments, the glass composition can comprise from about 14 to about 20 mol% M_2O_3 . In some embodiments, the glass composition can comprise from about 11 to about 30 mol%, about 11 to about 25 mol%, about 11 to about 20 mol%, about 11 to about 18 mol%, about 11 to about 15 mol%, about 12 to about 30 mol%, about 12 to about 25 mol%, about 12 to about 20 mol%, about 12 to about 18 mol%, about 12 to about 15 mol%, about 14 to about 30 mol%, about 14 to about 25 mol%, about 14 to about 20 mol%, about 14 to about 18 mol%, about 14 to about 15 mol%, about 18 to about 25 mol%, about 18 to about 20 mol%, or about 20 to about 25 mol% M_2O_3 . In some embodiments, the glass composition can comprise about 11, 12, 13, 14, 15, 16, 17, 18, 19, 20, 21, 22, 23, 24, 25, 26, 27, 28, 29, or 30 mol% M_2O_3 .

[0050] K_2O in some embodiments can be used for ion exchange, but can be detrimental to compressive stress. In some embodiments, the glass compositions are free of K_2O . The glass compositions are substantially K_2O -free, for example, when the content of K_2O is 0.5 mol percent or less, 0.25 mol% or less, 0.1 mol% or less, about 0.05 mol% or less, 0.001 mol% or less, 0.0005 mol% or less, or 0.0001 mol% or less. The glass sheets, according to some embodiments, are free of intentionally added sodium. In some embodiments, the glass can comprise from 0 to about 1 mol% K_2O . In other embodiments, the glass can comprise greater than 0 to about 1 mol% K_2O . In some embodiments, the glass composition can comprise from 0 to about 2 mol%, 0 to about 1.5 mol%, 0 to about 1 mol%, 0 to about 0.9 mol%, 0 to about 0.8 mol%, 0 to about 0.7 mol%, 0 to about 0.6 mol%, 0 to about 0.5 mol%, 0 to about 0.4 mol%, 0 to about 0.3 mol%, 0 to about 0.2 mol%, or 0 to about

0.1 mol%. In some embodiments, the glass can comprise about 0, 0.01, 0.02, 0.03, 0.04, 0.05, 0.06, 0.07, 0.08, 0.09, 0.1, 0.2, 0.3, 0.4, 0.5, 0.6, 0.7, 0.8, 0.9, or 1 mol % K₂O.

[0051] Additional components can be incorporated into the glass compositions to provide additional benefits. For example, additional components can be added as fining agents (e.g., to facilitate removal of gaseous inclusions from melted batch materials used to produce the glass) and/or for other purposes. In some embodiments, the glass may comprise one or more compounds useful as ultraviolet radiation absorbers. In some embodiments, the glass can comprise 3 mol% or less TiO₂, MnO, ZnO, Nb₂O₅, MoO₃, Ta₂O₅, WO₃, ZrO₂, Y₂O₃, La₂O₃, HfO₂, CdO, SnO₂, Fe₂O₃, CeO₂, As₂O₃, Sb₂O₃, Cl, Br, or combinations thereof. In some embodiments, the glass can comprise from 0 to about 3 mol%, 0 to about 2 mol%, 0 to about 1 mol%, 0 to 0.5 mol%, 0 to 0.1 mol%, 0 to 0.05 mol%, or 0 to 0.01 mol% TiO₂, MnO, ZnO, Nb₂O₅, MoO₃, Ta₂O₅, WO₃, ZrO₂, Y₂O₃, La₂O₃, HfO₂, CdO, SnO₂, Fe₂O₃, CeO₂, As₂O₃, Sb₂O₃, Cl, Br, or combinations thereof. In some embodiments, the glass can comprise from 0 to about 3 mol%, 0 to about 2 mol%, 0 to about 1 mol%, 0 to about 0.5 mol%, 0 to about 0.1 mol%, 0 to about 0.05 mol%, or 0 to about 0.01 mol% TiO₂, CeO₂, or Fe₂O₃, or combinations thereof.

[0052] The glass composition, according to some embodiments, (e.g., any of the glasses discussed above) can include F, Cl, or Br, for example, as in the case where the glasses comprise Cl and/or Br as fining agents.

[0053] The glass composition, according to some embodiments, can comprise BaO. In certain embodiments, the glasses can comprise less than about 5, less than about 4, less than about 3, less than about 2, less than about 1, less than 0.5, or less than 0.1 mol% of BaO.

[0054] In some embodiments, the glass can be substantially free of Sb₂O₃, As₂O₃, or combinations thereof. For example, the glass can comprise 0.05 mol% or less of Sb₂O₃ or As₂O₃ or a combination thereof, the glass may comprise zero mol% of Sb₂O₃ or As₂O₃ or a combination thereof, or the glass may be, for example, free of any intentionally added Sb₂O₃, As₂O₃, or combinations thereof.

[0055] The glasses, according to some embodiments, can further comprise contaminants typically found in commercially-prepared glass. In addition, or alternatively, a variety of other oxides (e.g., TiO₂, MnO, ZnO, Nb₂O₅, MoO₃, Ta₂O₅, WO₃, ZrO₂, Y₂O₃, La₂O₃, P₂O₅, and the like)

may be added, albeit with adjustments to other glass components, without compromising the melting or forming characteristics of the glass composition. In those cases where the glasses, according to some embodiments, further include such other oxide(s), each of such other oxides are typically present in an amount not exceeding about 3 mol%, about 2 mol%, or about 1 mol%, and their total combined concentration is typically less than or equal to about 5 mol%, about 4 mol%, about 3 mol%, about 2 mol%, or about 1 mol%. In some circumstances, higher amounts can be used so long as the amounts used do not place the composition outside of the ranges described above. The glasses, according to some embodiments, can also include various contaminants associated with batch materials and/or introduced into the glass by the melting, fining, and/or forming equipment used to produce the glass (e.g., ZrO_2).

[0056] In some embodiments, the alkali aluminosilicate glasses and articles described herein comprise from about 40 mol% to about 70 mol% SiO_2 ; from about 11 mol% to about 25 mol% Al_2O_3 ; from about 4 mol% to about 15 mol% P_2O_5 ; and from about 11 mol% to about 25 mol% Na_2O .

[0057] In some embodiments, the glass compositions have high damage resistance. In some embodiments, the glass compositions have Vickers cracking thresholds of greater than 7 kilograms force (kgf). In some embodiments, the glass compositions have Vickers cracking thresholds of greater than 12 kgf. In some embodiments, the glass compositions have Vickers cracking thresholds of greater than 15 kgf. In some embodiments, the glass compositions have Vickers cracking thresholds of greater than 20 kgf. In some embodiments, the glass compositions have Vickers cracking thresholds of greater than 6, 7, 8, 9, 10, 11, 12, 13, 14, 15, 16, 17, 18, 19, 20, 21, 22, 23, 24, or 25 kgf.

[0058] Non-limiting examples of embodied glasses (wherein the glass thickness is 0.7 mm) are listed in Table 1.

Table 1. Glass compositions and properties.

Sample	a	b	c	d	e	f	g	h	i	j	k	l
SiO_2 (mol%)	61	59	57	62	60	58	60	60	60	60	60	60
B_2O_3 (mol%)	0	0	0	0	0	0	0	0	0	0	0	0
Al_2O_3 (mol%)	15.5	16.5	17.5	15.5	16.5	17.5	16	16	16	16	16	16
P_2O_5 (mol%)	7	7	7	6	6	6	5	5	6	6	7	7

Sample	a	b	c	d	e	f	g	h	i	j	k	l
Na ₂ O (mol%)	16.5	17.5	18.5	16.5	17.5	18.5	16	16	16	16	16	16
MgO (mol%)	0	0	0	0	0	0	3	0	2	0	1	0
ZnO (mol%)	0	0	0	0	0	0	0	3	0	2	0	1
Density (g/cm ³)	2.388	2.401	2.412	2.393	2.406	2.416						
Molar Volume (cm ³ /mol)	30.41	30.43	30.47	30.01	30.03	30.08						
Strain Point (°C)	615	620	625	633	638	640						
Anneal Point (°C)	675	678	682	693	697	699						
Softening Point (°C)	963	958	951	973	978	969						
T200P (°C)	1732	1708	1683	1752	1720	1698						
T35000P (°C)	1284	1274	1260	1304	1289	1275						
T160000P (°C)	1195	1186	1176	1215	1202	1191						
Liquidus Temperature (°C)	775	740	730	770	790	770						
0.7 mm thick parts annealed												
410°C, 8 hr Compressive Stress (MPa)	665	over limits of FSM	over limits of FSM	over limits of FSM	over limits of FSM	over limits of FSM						
410°C, 8 hr Depth of Layer (μm)	113	over limits of FSM	over limits of FSM	over limits of FSM	over limits of FSM	over limits of FSM						
410°C, 1 hr Compressive Stress (MPa)	764	806	866	805	863	922						
410°C, 1 hr Depth of Layer (μm)	40	38	38	39	37	36						
410°C, 4 hr Compressive Stress (MPa)	706	747	804	745	805	over limits of FSM						
410°C, 4 hr Depth of Layer (microns)	80	82	80	77	77	over limits of FSM						
410°C, 4 hr Vickers Crack Initiation Load (kgf)	>25	>20	>20	>15	>25	>15						
470°C, 6 min Compressive Stress (MPa)	736	780	837	778	836	894						
470°C, 6 min Depth of Layer	23	23	23	23	23	23						

Sample	a	b	c	d	e	f	g	h	i	j	k	l
(μm)												
$(\text{Al}_2\text{O}_3 + \text{B}_2\text{O}_3) / \text{R}_x\text{O}$	0.94	0.94	0.95	0.94	0.94	0.95	0.84	0.84	0.89	0.89	0.94	0.94
$(\text{P}_2\text{O}_5 + \text{R}_x\text{O}) / \text{M}_2\text{O}_3$	1.52	1.48	1.46	1.45	1.42	1.40	1.5	1.5	1.5	1.5	1.54	1.5
K^+/Na^+ Ion-Exchange Interdiffusion Coefficient at 410°C in annealed parts $\times 10^{-10}(\text{cm}^2/\text{s})$	5.78	5.65	5.50	5.43	5.16	4.69						

[0059] Non-limiting examples of embodied glasses (wherein the glass thickness is 1.0 mm) are listed in Table 2 (for ion-exchange data, if no SOC is provided, the default used was 3.0 using 1.0 mm thick ion-exchanged parts).

Table 2. Glass compositions and properties.

Example Number	1	2	3	4	5	6	7
SiO_2 in mol%	61.0	59.0	57.0	62.0	60.0	58.0	58.0
Al_2O_3 in mol%	15.5	16.5	17.5	15.5	16.5	17.5	17.4
P_2O_5 in mol%	7.0	7.0	7.0	6.0	6.0	6.0	6.1
Na_2O in mol%	16.5	17.5	18.5	16.5	17.5	18.5	18.5
MgO in mol%	0.0	0.0	0.0	0.0	0.0	0.0	0.1
ZnO in mol%	0.0	0.0	0.0	0.0	0.0	0.0	0.0
SnO_2 in mol%	0.0	0.0	0.0	0.0	0.0	0.0	0.0
CaO in mol%	0.0	0.0	0.0	0.0	0.0	0.0	0.0
$(\text{M}_2\text{O}_3)/\text{R}_x\text{O}$ in mol%	0.94	0.94	0.95	0.94	0.94	0.95	0.95
$(\text{P}_2\text{O}_5 + \text{R}_2\text{O})/(\text{M}_2\text{O}_3)$ in mol%	1.52	1.48	1.46	1.45	1.42	1.40	1.41
$(\text{P}_2\text{O}_5 + \text{R}_x\text{O})/(\text{M}_2\text{O}_3)$ in mol%	1.52	1.48	1.46	1.45	1.42	1.40	1.40
SiO_2 in wt%	50.5	48.5	46.6	51.9	49.9	48.0	48.0
Al_2O_3 in wt%	21.8	23.0	24.3	22.0	23.3	24.6	24.4
P_2O_5 in wt%	13.7	13.6	13.5	11.9	11.8	11.7	11.8
Na_2O in wt%	14.1	14.8	15.6	14.2	15.0	15.8	15.8
MgO in wt%	0.0	0.0	0.0	0.0	0.0	0.0	0.0
ZnO in wt%	0.0	0.0	0.0	0.0	0.0	0.0	0.0
SnO_2 in wt%	0.0	0.0	0.0	0.0	0.0	0.0	0.0
CaO in wt%	0.0	0.0	0.0	0.0	0.0	0.0	0.0
Compositional analysis	none	none	none	none	none	none	XRF

Example Number	1	2	3	4	5	6	7
Density (g/cm ³)	2.388	2.401	2.412	2.393	2.406	2.416	2.416
Molar Volume (cm ³ /mol)	30.41	30.43	30.47	30.01	30.03	30.08	30.08
Strain Pt. (°C)	615	620	625	633	638	640	640
Anneal Pt. (°C)	675	678	682	693	697	699	699
Softening Pt. (°C)	963	958	951	973	978	969	969
Temperature at 200 P Viscosity (°C)	1732	1708	1683	1752	1720	1698	1698
Temperature at 35 kP Viscosity (°C)	1284	1274	1260	1304	1289	1275	1275
Temperature at 160 kP Viscosity (°C)	1195	1186	1176	1215	1202	1191	1191
Liquidus Temperature (°C)	775	740	730	770	790	770	890
Liquidus Viscosity (P)	2.91E+10	8.74E+10	4.40E+11	1.67E+11	2.46E+10	2.04E+11	7.09E+08
Zircon Breakdown Temperature (°C)							
Zircon Breakdown Viscosity (P)							
Stress Optical Coefficient ((nm·Mpa ⁻¹ ·mm ⁻¹))							
Approximate Fictive temperature (°C)	675	678	682	693	697	699	795
410°C 1 hr Compressive Stress (MPa)	777	820	881	819	878	938	804
410°C 1 hr Depth of Layer (mm)	40	38	38	39	37	36	43
410°C 1 hr Vickers Crack Initiation Load (kgf)							
410°C 2 hr Compressive Stress (MPa)							
410°C 2 hr Depth of Layer (mm)							
410°C 2 hr Vickers Crack Initiation Load (kgf)							
410°C 3 hr Compressive Stress (MPa)							
410°C 3 hr Depth of Layer (mm)							
410°C 4 hr Compressive Stress (MPa)	718	760	818	758	819	over	
410°C 4 hr Depth of Layer (mm)	80	82	80	77	77	over	
410°C 4 hr Vickers Crack Initiation Load (kgf)	>25	>20	>20	>15	>25	>15	
410°C 8 hr Compressive Stress (MPa)	678	over	over	over	over	over	
410°C 8 hr Depth of Layer (mm)	113	over	over	over	over	over	

Example Number	1	2	3	4	5	6	7
D FSM DOL ~ $1.4 \times 2 \times (Dt)^{0.5}$ at 410°C 1 hr	5.7E-10	5.1E-10	5.1E-10	5.4E-10	4.9E-10	4.6E-10	6.6E-10
D FSM DOL ~ $1.4 \times 2 \times (Dt)^{0.5}$ at 410°C 2 hr							
D FSM DOL ~ $1.4 \times 2 \times (Dt)^{0.5}$ at 410°C 3 hr							
D FSM DOL ~ $1.4 \times 2 \times (Dt)^{0.5}$ at 410°C 4 hr	5.7E-10	6.0E-10	5.7E-10	5.3E-10	5.3E-10		
D FSM DOL ~ $1.4 \times 2 \times (Dt)^{0.5}$ at 410°C 8 hr	5.7E-10						

Example Number	8	9	10	11	12	13	14
SiO ₂ in mol%	60.0	60.0	60.0	60.0	60.0	60.0	62.0
Al ₂ O ₃ in mol%	16.0	16.0	16.0	16.0	16.0	16.0	15.0
P ₂ O ₅ in mol%	5.0	5.0	6.0	6.0	7.0	7.0	5.0
Na ₂ O in mol%	16.0	16.0	16.0	16.0	16.0	16.0	15.0
MgO in mol%	3.0	0.0	2.0	0.0	1.0	0.0	3.0
ZnO in mol%	0.0	3.0	0.0	2.0	0.0	1.0	0.0
SnO ₂ in mol%	0.0	0.0	0.0	0.0	0.0	0.0	0.0
CaO in mol%	0.0	0.0	0.0	0.0	0.0	0.0	0.0
(M ₂ O ₃)/R _x O in mol%	0.84	0.84	0.89	0.89	0.94	0.94	0.83
(P ₂ O ₅ + R ₂ O)/(M ₂ O ₃) in mol%	1.31	1.31	1.38	1.38	1.44	1.44	1.33
(P ₂ O ₅ + R _x O)/(M ₂ O ₃) in mol%	1.50	1.50	1.50	1.50	1.50	1.50	1.53
SiO ₂ in wt%	51.1	50.2	50.3	49.8	49.6	49.4	53.1
Al ₂ O ₃ in wt%	23.1	22.7	22.8	22.5	22.5	22.3	21.8
P ₂ O ₅ in wt%	10.1	9.9	11.9	11.8	13.7	13.6	10.1
Na ₂ O in wt%	14.0	13.8	13.8	13.7	13.7	13.6	13.3
MgO in wt%	1.7	0.0	1.1	0.0	0.6	0.0	1.7
ZnO in wt%	0.0	3.4	0.0	2.2	0.0	1.1	0.0
SnO ₂ in wt%	0.0	0.0	0.0	0.0	0.0	0.0	0.0
CaO in wt%	0.0	0.0	0.0	0.0	0.0	0.0	0.0
Compositional analysis	none	none	none	none	none	none	none
Density (g/cm ³)	2.417	2.453	2.406	2.428	2.393	2.404	2.423
Molar Volume (cm ³ /mol)	29.21	29.28	29.76	29.83	30.35	30.38	28.95
Strain Pt. (°C)	643	621	623	619	611	621	680
Anneal Pt. (°C)	696	681	684	681	675	683	730
Softening Pt. (°C)	964	954.3	963.5	963.4	965	967.4	989.1
Temperature at 200 P Viscosity (°C)	1668	1677	1695	1698	1714	1713	1676

Example Number	8	9	10	11	12	13	14
Temperature at 35 kP Viscosity (°C)	1247	1252	1268	1265	1280	1277	1252
Temperature at 160 kP Viscosity (°C)	1162	1166	1181	1178	1193	1190	1167
Liquidus Temperature (°C)	960						1100
Liquidus Viscosity (P)	1.85E+07						6.28E+05
Zircon Breakdown Temperature (°C)	1240						>1265
Zircon Breakdown Viscosity (P)	39255						<28281
Stress Optical Coefficient ((nm·Mpa ⁻¹ ·mm ⁻¹))	3.015	3.132	3.055	3.122			2.999
Approximate Fictive temperature (°C)	798	754	767	745	778	778	824
410°C 1 hr Compressive Stress (MPa)	932	963	833	895	817	820	970
410°C 1 hr Depth of Layer (mm)	32	28	33	32	39	39	33
410°C 1 hr Vickers Crack Initiation Load (kgf)							
410°C 2 hr Compressive Stress (MPa)	901	959	813	874	797	796	959
410°C 2 hr Depth of Layer (mm)	44	38	48	46	54	53	44
410°C 2 hr Vickers Crack Initiation Load (kgf)	>30	>20	>20	>20	>20	>20	>20
410°C 3 hr Compressive Stress (MPa)	895	949	808	868	787	781	
410°C 3 hr Depth of Layer (mm)	54	46	57	55	65	65	
410°C 4 hr Compressive Stress (MPa)	884	942	792	842	770	772	
410°C 4 hr Depth of Layer (mm)	63	54	64	63	76	76	
410°C 4 hr Vickers Crack Initiation Load (kgf)							
410°C 8 hr Compressive Stress (MPa)							
410°C 8 hr Depth of Layer (mm)							
D FSM DOL ~ 1.4*2*(Dt) ^{0.5} at 410°C 1 hr	3.6E-10	2.8E-10	3.9E-10	3.6E-10	5.4E-10	5.4E-10	3.9E-10
D FSM DOL ~ 1.4*2*(Dt) ^{0.5} at 410°C 2 hr	3.4E-10	2.6E-10	4.1E-10	3.7E-10	5.2E-10	5.0E-10	3.4E-10
D FSM DOL ~ 1.4*2*(Dt) ^{0.5} at 410°C 3 hr	3.4E-10	2.5E-10	3.8E-10	3.6E-10	5.0E-10	5.0E-10	
D FSM DOL ~	3.5E-10	2.6E-10	3.6E-10	3.5E-10	5.1E-10	5.1E-10	

Example Number	8	9	10	11	12	13	14
1.4*2*(Dt) ^{0.5} at 410°C 4 hr							
D FSM DOL ~ 1.4*2*(Dt) ^{0.5} at 410°C 8 hr							

Example Number	15	16	17	18	19	20	21
SiO ₂ in mol%	61.0	63.1	61.2	61.3	60.8	60.9	60.3
Al ₂ O ₃ in mol%	14.8	13.9	15.9	15.8	16.0	15.8	15.7
P ₂ O ₅ in mol%	4.9	5.0	5.0	4.9	4.9	4.9	5.5
Na ₂ O in mol%	15.3	13.9	15.8	16.0	16.1	15.8	16.0
MgO in mol%	3.8	4.1	2.0	2.0	2.0	2.5	2.5
ZnO in mol%	0.0	0.0	0.0	0.0	0.0	0.0	0.0
SnO ₂ in mol%	0.0	0.0	0.1	0.1	0.1	0.1	0.1
CaO in mol%	0.0	0.1	0.0	0.0	0.0	0.0	0.0
(M ₂ O ₃)/R ₂ O in mol%	0.77	0.77	0.90	0.88	0.88	0.86	0.85
(P ₂ O ₅ + R ₂ O)/(M ₂ O ₃) in mol%	1.36	1.36	1.30	1.32	1.31	1.31	1.37
(P ₂ O ₅ + R _x O)/(M ₂ O ₃) in mol%	1.63	1.65	1.43	1.45	1.44	1.47	1.53
SiO ₂ in wt%	52.5	54.6	52.0	52.1	51.7	51.9	51.0
Al ₂ O ₃ in wt%	21.6	20.4	23.0	22.7	23.1	22.8	22.5
P ₂ O ₅ in wt%	10.0	10.2	10.0	9.8	9.8	9.8	10.9
Na ₂ O in wt%	13.6	12.4	13.8	14.0	14.1	13.9	13.9
MgO in wt%	2.2	2.4	1.1	1.1	1.1	1.4	1.4
ZnO in wt%	0.0	0.0	0.0	0.0	0.0	0.0	0.0
SnO ₂ in wt%	0.0	0.0	0.1	0.2	0.2	0.2	0.2
CaO in wt%	0.0	0.0	0.0	0.0	0.0	0.0	0.0
Compositional analysis	XRF	XRF	XRF	XRF	XRF	XRF	XRF
Density (g/cm ³)	2.411	2.404	2.413	2.415	2.417	2.418	2.416
Molar Volume (cm ³ /mol)	28.98	28.89	29.32	29.26	29.28	29.17	29.38
Strain Pt. (°C)	659	672	631	630	628	630	631
Anneal Pt. (°C)	709	734	689	687	685	683	685
Softening Pt. (°C)	980.3	999.4	977.9	973.6	969.2	968.2	960.6
Temperature at 200 P Viscosity (°C)	1695	1711	1704	1699	1698	1691	1687
Temperature at 35 kP Viscosity (°C)	1260	1270	1285	1273	1274	1268	1263
Temperature at 160 kP Viscosity (°C)	1173	1183	1197	1187	1188	1182	1177
Liquidus Temperature (°C)			970				
Liquidus Viscosity (P)			2.97E+07				
Zircon Breakdown Temperature (°C)			>1260				

Example Number	15	16	17	18	19	20	21
Zircon Breakdown Viscosity (P)			<52623				
Stress Optical Coefficient ((nm·Mpa ⁻¹ ·mm ⁻¹))			3.095				3.014
Approximate Fictive temperature (°C)	797	831	787	784	781	775	782
410°C 1 hr Compressive Stress (MPa)	919	875		918	966	954	
410°C 1 hr Depth of Layer (mm)	36	32		37	35	35	
410°C 1 hr Vickers Crack Initiation Load (kgf)							
410°C 2 hr Compressive Stress (MPa)	917	863	879	906	926	942	912
410°C 2 hr Depth of Layer (mm)	48	45	47	49	46	48	47
410°C 2 hr Vickers Crack Initiation Load (kgf)	>20	15-20	>20	15-20	15-20	15-20	15-20
410°C 3 hr Compressive Stress (MPa)	881	855	856	906	924	910	878
410°C 3 hr Depth of Layer (mm)	56	56	57	59	55	56	55
410°C 4 hr Compressive Stress (MPa)	874	854	858	869	898	896	
410°C 4 hr Depth of Layer (mm)	65	65	66	67	64	65	
410°C 4 hr Vickers Crack Initiation Load (kgf)							
410°C 8 hr Compressive Stress (MPa)							
410°C 8 hr Depth of Layer (mm)							
D FSM DOL ~ 1.4*2*(Dt) ^{0.5} at 410°C 1 hr	4.6E-10	3.6E-10		4.9E-10	4.3E-10	4.3E-10	
D FSM DOL ~ 1.4*2*(Dt) ^{0.5} at 410°C 2 hr	4.1E-10	3.6E-10	3.9E-10	4.3E-10	3.7E-10	4.1E-10	3.9E-10
D FSM DOL ~ 1.4*2*(Dt) ^{0.5} at 410°C 3 hr	3.7E-10	3.7E-10	3.8E-10	4.1E-10	3.6E-10	3.7E-10	3.6E-10
D FSM DOL ~ 1.4*2*(Dt) ^{0.5} at 410°C 4 hr	3.7E-10	3.7E-10		4.0E-10	3.6E-10	3.7E-10	
D FSM DOL ~ 1.4*2*(Dt) ^{0.5} at 410°C 8 hr							

Example Number	22	23	24	25	26	27	28
----------------	----	----	----	----	----	----	----

Example Number	22	23	24	25	26	27	28
SiO ₂ in mol%	60.3	62.3	61.3	60.8	60.5	62.2	62.1
Al ₂ O ₃ in mol%	15.9	14.7	15.7	16.0	15.9	14.6	14.6
P ₂ O ₅ in mol%	5.5	4.9	5.0	5.0	5.2	5.0	5.0
Na ₂ O in mol%	16.2	15.0	16.0	16.1	16.3	15.1	15.2
MgO in mol%	1.9	2.0	1.9	2.0	2.0	3.1	0.1
ZnO in mol%	0.0	0.0	0.0	0.0	0.0	0.0	3.0
SnO ₂ in mol%	0.1	0.1	0.1	0.1	0.1	0.1	0.1
CaO in mol%	0.0	1.0	0.0	0.0	0.0	0.1	0.0
(M ₂ O ₃)/R _x O in mol%	0.88	0.82	0.87	0.88	0.87	0.80	0.80
(P ₂ O ₅ + R ₂ O)/(M ₂ O ₃) in mol%	1.36	1.36	1.34	1.32	1.35	1.37	1.38
(P ₂ O ₅ + R _x O)/(M ₂ O ₃) in mol%	1.48	1.56	1.46	1.45	1.47	1.59	1.59
SiO ₂ in wt%	50.9	53.3	52.1	51.6	51.2	53.4	52.4
Al ₂ O ₃ in wt%	22.8	21.3	22.6	23.0	22.9	21.2	20.9
P ₂ O ₅ in wt%	10.9	10.0	10.0	10.0	10.4	10.1	9.9
Na ₂ O in wt%	14.1	13.2	14.0	14.1	14.2	13.3	13.2
MgO in wt%	1.1	1.1	1.1	1.1	1.1	1.8	0.0
ZnO in wt%	0.0	0.0	0.0	0.0	0.0	0.0	3.4
SnO ₂ in wt%	0.2	0.2	0.2	0.2	0.2	0.2	0.2
CaO in wt%	0.0	0.8	0.0	0.0	0.0	0.0	0.0
Compositional analysis	XRF	XRF	XRF	XRF	XRF	XRF	XRF
Density (g/cm ³)	2.415	2.415	2.414	2.417	2.416	2.413	2.449
Molar Volume (cm ³ /mol)	29.49	29.07	29.30	29.31	29.40	29.02	29.10
Strain Pt. (°C)	632	644	638	639	636	652	614
Anneal Pt. (°C)	688	695	694	696	694	702	671
Softening Pt. (°C)	965.7	980.7	975.7	972.1	970.6	977.2	950
Temperature at 200 P Viscosity (°C)	1690	1699	1703	1698	1691	1704	1702
Temperature at 35 kP Viscosity (°C)	1267	1267	1278	1275	1269	1263	1253
Temperature at 160 kP Viscosity (°C)	1181	1179	1191	1189	1183	1178	1167
Liquidus Temperature (°C)							
Liquidus Viscosity (P)							
Zircon Breakdown Temperature (°C)							
Zircon Breakdown Viscosity (P)							
Stress Optical Coefficient ((nm·Mpa ⁻¹ ·mm ⁻¹))	3.058	3.045	3.029	3.045	3.041	3.044	3.156
Approximate Fictive temperature (°C)	773	795	780	782	769	796	762
410°C 1 hr Compressive Stress (MPa)						873	901

Example Number	22	23	24	25	26	27	28
410°C 1 hr Depth of Layer (mm)						33	29
410°C 1 hr Vickers Crack Initiation Load (kgf)							
410°C 2 hr Compressive Stress (MPa)	900	858	902	906	909	870	862
410°C 2 hr Depth of Layer (mm)	47	47	47	47	46	47	41
410°C 2 hr Vickers Crack Initiation Load (kgf)	>20	15-20	15-20	15-20	>20	>20	15-20
410°C 3 hr Compressive Stress (MPa)	896	846	890	906	900	862	880
410°C 3 hr Depth of Layer (mm)	55	56	56	55	53	55	49
410°C 4 hr Compressive Stress (MPa)						864	870
410°C 4 hr Depth of Layer (mm)						61	54
410°C 4 hr Vickers Crack Initiation Load (kgf)							
410°C 8 hr Compressive Stress (MPa)							
410°C 8 hr Depth of Layer (mm)							
D FSM DOL ~ $1.4 \times 2 \times (Dt)^{0.5}$ at 410°C 1 hr						3.9E-10	3.0E-10
D FSM DOL ~ $1.4 \times 2 \times (Dt)^{0.5}$ at 410°C 2 hr	3.9E-10	3.9E-10	3.9E-10	3.9E-10	3.7E-10	3.9E-10	3.0E-10
D FSM DOL ~ $1.4 \times 2 \times (Dt)^{0.5}$ at 410°C 3 hr	3.6E-10	3.7E-10	3.7E-10	3.6E-10	3.3E-10	3.6E-10	2.8E-10
D FSM DOL ~ $1.4 \times 2 \times (Dt)^{0.5}$ at 410°C 4 hr						3.3E-10	2.6E-10
D FSM DOL ~ $1.4 \times 2 \times (Dt)^{0.5}$ at 410°C 8 hr							

Example Number	29	30	31	32	33	34	35
SiO ₂ in mol%	62.2	60.3	60.0	60.0	59.9	60.7	60.3
Al ₂ O ₃ in mol%	14.8	15.6	15.6	15.8	15.7	15.4	15.5
P ₂ O ₅ in mol%	5.0	5.0	5.0	5.0	5.0	4.9	5.4
Na ₂ O in mol%	15.3	15.9	16.2	16.4	16.3	15.9	15.8
MgO in mol%	2.5	3.0	0.0	2.6	2.9	2.9	3.0
ZnO in mol%	0.0	0.0	3.1	0.0	0.0	0.0	0.0
SnO ₂ in mol%	0.1	0.1	0.1	0.1	0.1	0.1	0.1

Example Number	29	30	31	32	33	34	35
CaO in mol%	0.0	0.1	0.0	0.0	0.1	0.1	0.1
(M ₂ O ₃)/R _x O in mol%	0.83	0.82	0.81	0.83	0.82	0.82	0.82
(P ₂ O ₅ + R ₂ O)/(M ₂ O ₃) in mol%	1.37	1.34	1.36	1.35	1.35	1.35	1.37
(P ₂ O ₅ + R _x O)/(M ₂ O ₃) in mol%	1.54	1.54	1.56	1.52	1.54	1.54	1.56
SiO ₂ in wt%	53.2	51.4	50.3	51.0	51.0	51.8	51.2
Al ₂ O ₃ in wt%	21.5	22.5	22.1	22.8	22.7	22.4	22.3
P ₂ O ₅ in wt%	10.0	10.1	9.8	10.0	10.1	10.0	10.8
Na ₂ O in wt%	13.5	14.0	14.0	14.4	14.3	14.0	13.8
MgO in wt%	1.5	1.7	0.0	1.5	1.7	1.7	1.7
ZnO in wt%	0.0	0.0	3.5	0.0	0.0	0.0	0.0
SnO ₂ in wt%	0.2	0.2	0.2	0.2	0.2	0.2	0.2
CaO in wt%	0.0	0.0	0.0	0.0	0.0	0.0	0.0
Compositional analysis	XRF	XRF	XRF	XRF	XRF	XRF	XRF
Density (g/cm ³)	2.411	2.424	2.46	2.423	2.426	2.422	2.422
Molar Volume (cm ³ /mol)	29.12	29.07	29.15	29.17	29.08	29.06	29.20
Strain Pt. (°C)	642	646	618	641	633	630	625
Anneal Pt. (°C)	696	696	674	693	682	681	676
Softening Pt. (°C)	972.7	960.3	941.8	960	952.8	957.2	950.7
Temperature at 200 P Viscosity (°C)	1713	1664	1668	1676	1670	1673	1672
Temperature at 35 kP Viscosity (°C)	1271	1240	1238	1246	1243	1250	1241
Temperature at 160 kP Viscosity (°C)	1185	1155	1153	1162	1160	1164	1157
Liquidus Temperature (°C)						995	975
Liquidus Viscosity (P)						6.97E+06	1.21E+07
Zircon Breakdown Temperature (°C)						1240	1265
Zircon Breakdown Viscosity (P)						41251	23823
Stress Optical Coefficient ((nm·Mpa ⁻¹ ·mm ⁻¹))	3.05	2.938	3.112	3.009	2.994	3.018	3.266??
Approximate Fictive temperature (°C)	795	794	749	791	779	775	772
410°C 1 hr Compressive Stress (MPa)			921	927			
410°C 1 hr Depth of Layer (mm)			28	33			
410°C 1 hr Vickers Crack Initiation Load (kgf)							
410°C 2 hr Compressive Stress (MPa)	868	943	921	946	948	890	834
410°C 2 hr Depth of Layer (mm)	48	46	41	48	46	44	48

Example Number	29	30	31	32	33	34	35
410°C 2 hr Vickers Crack Initiation Load (kgf)	>20	>20	15-20	10-15	10-15	>20	>20
410°C 3 hr Compressive Stress (MPa)	862	941	895	921	936	885	818
410°C 3 hr Depth of Layer (mm)	55	54	47	55	51	55	52
410°C 4 hr Compressive Stress (MPa)			894	924		875	
410°C 4 hr Depth of Layer (mm)			52	61		63	
410°C 4 hr Vickers Crack Initiation Load (kgf)							
410°C 8 hr Compressive Stress (MPa)							
410°C 8 hr Depth of Layer (mm)							
D FSM DOL ~ $1.4*2*(Dt)^{0.5}$ at 410°C 1 hr			2.8E-10	3.9E-10			
D FSM DOL ~ $1.4*2*(Dt)^{0.5}$ at 410°C 2 hr	4.1E-10	3.7E-10	3.0E-10	4.1E-10	3.7E-10	3.4E-10	4.1E-10
D FSM DOL ~ $1.4*2*(Dt)^{0.5}$ at 410°C 3 hr	3.6E-10	3.4E-10	2.6E-10	3.6E-10	3.1E-10	3.6E-10	3.2E-10
D FSM DOL ~ $1.4*2*(Dt)^{0.5}$ at 410°C 4 hr			2.4E-10	3.3E-10		3.5E-10	
D FSM DOL ~ $1.4*2*(Dt)^{0.5}$ at 410°C 8 hr							

Example Number	36	37	38	39	40	41	42
SiO ₂ in mol%	60.0	60.4	60.2	62.8	61.3	61.1	60.9
Al ₂ O ₃ in mol%	15.6	15.6	15.5	14.4	15.1	15.2	15.3
P ₂ O ₅ in mol%	5.5	5.0	4.9	4.1	4.7	4.8	4.9
Na ₂ O in mol%	16.3	16.4	16.4	15.6	15.7	15.8	15.8
MgO in mol%	2.5	2.5	2.9	3.0	3.0	3.0	3.0
ZnO in mol%	0.0	0.0	0.0	0.0	0.0	0.0	0.0
SnO ₂ in mol%	0.1	0.1	0.1	0.1	0.1	0.1	0.1
CaO in mol%	0.0	0.0	0.1	0.0	0.0	0.0	0.0
(M ₂ O ₃)/R _x O in mol%	0.83	0.83	0.80	0.77	0.81	0.81	0.81
(P ₂ O ₅ + R ₂ O)/(M ₂ O ₃) in mol%	1.39	1.37	1.38	1.37	1.35	1.35	1.35
(P ₂ O ₅ + R _x O)/(M ₂ O ₃) in mol%	1.55	1.53	1.57	1.58	1.55	1.55	1.55
SiO ₂ in wt%	50.8	51.4	51.4	54.5	52.6	52.3	52.1
Al ₂ O ₃ in wt%	22.4	22.5	22.4	21.1	22.0	22.1	22.2

Example Number	36	37	38	39	40	41	42
P ₂ O ₅ in wt%	10.9	10.1	9.9	8.3	9.5	9.7	9.9
Na ₂ O in wt%	14.2	14.4	14.4	14.0	13.9	13.9	13.9
MgO in wt%	1.4	1.4	1.7	1.7	1.7	1.7	1.7
ZnO in wt%	0.0	0.0	0.0	0.0	0.0	0.0	0.0
SnO ₂ in wt%	0.2	0.2	0.2	0.3	0.3	0.3	0.3
CaO in wt%	0.0	0.0	0.0	0.0	0.0	0.0	0.0
Compositional analysis	XRF	XRF	XRF	XRF	XRF	XRF	XRF
Density (g/cm ³)	2.419	2.421	2.427	2.422	2.422	2.422	2.422
Molar Volume (cm ³ /mol)	29.35	29.17	29.00	28.58	28.92	28.98	29.03
Strain Pt. (°C)	619	624	632	653	635	634	632
Anneal Pt. (°C)	672	677	680	704	685	684	682
Softening Pt. (°C)	954.2	956.8	952.6	977.4	963.1	961.8	957.4
Temperature at 200 P Viscosity (°C)	1675	1680	1659	1709	1693	1690	1689
Temperature at 35 kP Viscosity (°C)	1246	1255	1229	1263	1257	1256	1254
Temperature at 160 kP Viscosity (°C)	1161	1169	1145	1176	1170	1170	1168
Liquidus Temperature (°C)	985	990					
Liquidus Viscosity (P)	1.00E+07	9.03E+06					
Zircon Breakdown Temperature (°C)	1260	1240					
Zircon Breakdown Viscosity (P)	27805	45159					
Stress Optical Coefficient ((nm·Mpa ⁻¹ ·mm ⁻¹))	2.986	3.005	3.008				
Approximate Fictive temperature (°C)	767	768	778	793	773	772	770
410°C 1 hr Compressive Stress (MPa)		925		979	973	967	967
410°C 1 hr Depth of Layer (mm)		34		30	30	29	29
410°C 1 hr Vickers Crack Initiation Load (kgf)							
410°C 2 hr Compressive Stress (MPa)	903	928	934	980	978	975	948
410°C 2 hr Depth of Layer (mm)	46	46	46	42	41	41	41
410°C 2 hr Vickers Crack Initiation Load (kgf)	15-20	10-15	15-20	15-20	15-20	15-20	10-15
410°C 3 hr Compressive Stress (MPa)		923	943	930	934	927	925
410°C 3 hr Depth of Layer (mm)		54	53	53	51	51	51
410°C 4 hr Compressive Stress		920		949	948	943	941

Example Number	36	37	38	39	40	41	42
(MPa)							
410°C 4 hr Depth of Layer (mm)		59		59	57	57	57
410°C 4 hr Vickers Crack Initiation Load (kgf)				15-20	15-20	15-20	10-15
410°C 8 hr Compressive Stress (MPa)							
410°C 8 hr Depth of Layer (mm)							
D FSM DOL ~ $1.4 \times 2 \times (Dt)^{0.5}$ at 410°C 1 hr		4.1E-10		3.2E-10	3.2E-10	3.0E-10	3.0E-10
D FSM DOL ~ $1.4 \times 2 \times (Dt)^{0.5}$ at 410°C 2 hr	3.7E-10	3.7E-10	3.7E-10	3.1E-10	3.0E-10	3.0E-10	3.0E-10
D FSM DOL ~ $1.4 \times 2 \times (Dt)^{0.5}$ at 410°C 3 hr		3.4E-10	3.3E-10	3.3E-10	3.1E-10	3.1E-10	3.1E-10
D FSM DOL ~ $1.4 \times 2 \times (Dt)^{0.5}$ at 410°C 4 hr		3.1E-10		3.1E-10	2.9E-10	2.9E-10	2.9E-10

Example Number	43	44	45	46	47	48	49
SiO ₂ in mol%	60.4	60.2	60.1	60.0	59.9	60.1	59.3
Al ₂ O ₃ in mol%	15.5	15.6	15.6	15.6	15.7	15.6	15.3
P ₂ O ₅ in mol%	5.0	5.0	5.1	5.1	5.1	5.2	5.7
Na ₂ O in mol%	15.9	16.0	16.0	16.0	16.1	16.1	16.5
MgO in mol%	3.0	3.0	3.0	3.0	3.0	2.9	2.9
ZnO in mol%	0.0	0.0	0.0	0.0	0.0	0.0	0.0
SnO ₂ in mol%	0.1	0.1	0.1	0.1	0.1	0.1	0.1
CaO in mol%	0.0	0.0	0.0	0.0	0.0	0.0	0.0
(M ₂ O ₃)/R _x O in mol%	0.82	0.82	0.82	0.82	0.82	0.82	0.79
(P ₂ O ₅ + R ₂ O)/(M ₂ O ₃) in mol%	1.35	1.35	1.35	1.35	1.35	1.37	1.46
(P ₂ O ₅ + R _x O)/(M ₂ O ₃) in mol%	1.54	1.55	1.55	1.54	1.54	1.55	1.65
SiO ₂ in wt%	51.5	51.3	51.2	51.1	51.0	51.2	50.2
Al ₂ O ₃ in wt%	22.4	22.5	22.6	22.6	22.7	22.5	22.0
P ₂ O ₅ in wt%	10.1	10.2	10.2	10.2	10.3	10.4	11.4
Na ₂ O in wt%	14.0	14.0	14.0	14.1	14.1	14.1	14.5
MgO in wt%	1.7	1.7	1.7	1.7	1.7	1.6	1.7
ZnO in wt%	0.0	0.0	0.0	0.0	0.0	0.0	0.0
SnO ₂ in wt%	0.3	0.3	0.3	0.3	0.3	0.3	0.3
CaO in wt%	0.0	0.0	0.0	0.0	0.0	0.0	0.0
Compositional analysis	XRF	XRF	XRF	XRF	XRF	XRF	XRF
Density (g/cm ³)	2.423	2.424	2.425	2.424	2.424	2.423	2.424
Molar Volume	29.09	29.10	29.10	29.11	29.14	29.14	29.27

Example Number	43	44	45	46	47	48	49
(cm ³ /mol)							
Strain Pt. (°C)	628	629	633	630	629	615	603
Anneal Pt. (°C)	680	680	680	681	680	664	651
Softening Pt. (°C)	954	952.8	956.5	953.3	953	944.5	929.6
Temperature at 200 P Viscosity (°C)	1684	1678	1676	1681	1678	1681	1665
Temperature at 35 kP Viscosity (°C)	1257	1245	1248	1249	1251	1242	1225
Temperature at 160 kP Viscosity (°C)	1171	1160		1163	1166	1158	1141
Liquidus Temperature (°C)							
Liquidus Viscosity (P)							
Zircon Breakdown Temperature (°C)							
Zircon Breakdown Viscosity (P)							
Stress Optical Coefficient ((nm·Mpa ⁻¹ ·mm ⁻¹))							
Approximate Fictive temperature (°C)	770	769	765	770	769	752	737
410°C 1 hr Compressive Stress (MPa)	975	964	992				
410°C 1 hr Depth of Layer (mm)	29	29	27				
410°C 1 hr Vickers Crack Initiation Load (kgf)							
410°C 2 hr Compressive Stress (MPa)	960	955	990	945	948	939	905
410°C 2 hr Depth of Layer (mm)	41	40	38	38	38	38	39
410°C 2 hr Vickers Crack Initiation Load (kgf)	25-30	25-30	>20	>20	>20	15-20	10-15
410°C 3 hr Compressive Stress (MPa)	930	933	970				
410°C 3 hr Depth of Layer (mm)	50	50	53				
410°C 4 hr Compressive Stress (MPa)	948	940					
410°C 4 hr Depth of Layer (mm)	56	56					
410°C 4 hr Vickers Crack Initiation Load (kgf)	25-30	20-25					
410°C 8 hr Compressive Stress (MPa)							
410°C 8 hr Depth of Layer (mm)							
D FSM DOL ~ 1.4*2*(Dt) ^{0.5} at	3.0E-10	3.0E-10	2.6E-10				

Example Number	43	44	45	46	47	48	49
410°C 1 hr							
D FSM DOL ~ 1.4*2*(Dt)^0.5 at 410°C 2 hr	3.0E-10	2.8E-10	2.6E-10	2.6E-10	2.6E-10	2.6E-10	2.7E-10
D FSM DOL ~ 1.4*2*(Dt)^0.5 at 410°C 3 hr	3.0E-10	3.0E-10	3.3E-10				
D FSM DOL ~ 1.4*2*(Dt)^0.5 at 410°C 4 hr	2.8E-10	2.8E-10					
D FSM DOL ~ 1.4*2*(Dt)^0.5 at 410°C 8 hr							

Example Number	50	51	52	53	54	55	56
SiO ₂ in mol%	61.8	56.9	60.1	60.2	60.1	61.1	61.0
Al ₂ O ₃ in mol%	13.5	13.4	15.0	15.4	15.2	14.6	14.9
P ₂ O ₅ in mol%	5.0	10.0	6.0	5.4	5.7	5.4	5.5
Na ₂ O in mol%	19.5	19.6	15.7	15.9	15.9	15.2	15.5
MgO in mol%	0.0	0.0	3.0	3.0	3.0	3.5	3.1
ZnO in mol%	0.0	0.0	0.0	0.0	0.0	0.0	0.0
SnO ₂ in mol%	0.1	0.1	0.1	0.1	0.1	0.1	0.1
CaO in mol%	0.0	0.0	0.1	0.1	0.1	0.1	0.1
(M ₂ O ₃)/R _x O in mol%	0.69	0.68	0.80	0.81	0.80	0.78	0.80
(P ₂ O ₅ + R ₂ O)/(M ₂ O ₃) in mol%	1.82	2.21	1.44	1.38	1.42	1.41	1.41
(P ₂ O ₅ + R _x O)/(M ₂ O ₃) in mol%	1.82	2.21	1.64	1.58	1.62	1.65	1.62
SiO ₂ in wt%	52.9	46.0	50.9	51.2	50.9	52.2	51.9
Al ₂ O ₃ in wt%	19.5	18.4	21.6	22.2	21.9	21.2	21.5
P ₂ O ₅ in wt%	10.1	19.1	11.9	10.7	11.3	10.9	11.0
Na ₂ O in wt%	17.2	16.3	13.7	13.9	13.9	13.4	13.6
MgO in wt%	0.0	0.0	1.7	1.7	1.7	2.0	1.7
ZnO in wt%	0.0	0.0	0.0	0.0	0.0	0.0	0.0
SnO ₂ in wt%	0.2	0.2	0.2	0.2	0.2	0.2	0.2
CaO in wt%	0.0	0.0	0.0	0.0	0.0	0.0	0.0
Compositional analysis	XRF	XRF	XRF	XRF	XRF	XRF	XRF
Density (g/cm ³)	2.426	2.408	2.413	2.419	2.416	2.415	2.415
Molar Volume (cm ³ /mol)	28.96	30.85	29.45	29.23	29.34	29.10	29.21
Strain Pt. (°C)	574	522	626	637	630	649	639
Anneal Pt. (°C)	625	568	679	688	681	701	689
Softening Pt. (°C)	872.9	825.1	947.3	955.1	949.9	969.4	961
Temperature at 200 P Viscosity (°C)	1651	1587	1686	1679	1684	1678	1698
Temperature at 35 kP Viscosity (°C)	1162	1126	1248	1253	1248	1248	1256

Example Number	50	51	52	53	54	55	56
Temperature at 160 kP Viscosity (°C)	1075	1040	1162	1169	1163	1163	1172
Liquidus Temperature (°C)	990	915	1000				
Liquidus Viscosity (P)	9.59E+05	2.61E+06	6.34E+06				
Zircon Breakdown Temperature (°C)	1235	>1245	1275	>1270		>1300	
Zircon Breakdown Viscosity (P)	11856	<6194	22653	<26470		<15377	
Stress Optical Coefficient ((nm·Mpa ⁻¹ ·mm ⁻¹))			3.069	3.107	2.986	3.089	3.064
Approximate Fictive temperature (°C)	710	650	769	776	769	790	777
410°C 1 hr Compressive Stress (MPa)			850	891	870	852	867
410°C 1 hr Depth of Layer (mm)			47	37	38	37	38
410°C 1 hr Vickers Crack Initiation Load (kgf)							
410°C 2 hr Compressive Stress (MPa)	501	496	857	873	848	841	829
410°C 2 hr Depth of Layer (mm)	90	88	52	49	52	50	50
410°C 2 hr Vickers Crack Initiation Load (kgf)	>20	>20	20-30	>20	>20	>20	10-15
410°C 3 hr Compressive Stress (MPa)			842	863	834	836	832
410°C 3 hr Depth of Layer (mm)			59	64	63	63	64
410°C 4 hr Compressive Stress (MPa)			828	859	842	826	835
410°C 4 hr Depth of Layer (mm)			70	72	70	73	72
410°C 4 hr Vickers Crack Initiation Load (kgf)							
410°C 8 hr Compressive Stress (MPa)							
410°C 8 hr Depth of Layer (mm)							
D FSM DOL ~ 1.4*2*(Dt) ^{0.5} at 410°C 1 hr			7.8E-10	4.9E-10	5.1E-10	4.9E-10	5.1E-10
D FSM DOL ~ 1.4*2*(Dt) ^{0.5} at 410°C 2 hr	1.4E-09	1.4E-09	4.8E-10	4.3E-10	4.8E-10	4.4E-10	4.4E-10
D FSM DOL ~ 1.4*2*(Dt) ^{0.5} at 410°C 3 hr			4.1E-10	4.8E-10	4.7E-10	4.7E-10	4.8E-10
D FSM DOL ~ 1.4*2*(Dt) ^{0.5} at 410°C 4 hr			4.3E-10	4.6E-10	4.3E-10	4.7E-10	4.6E-10

Example Number	50	51	52	53	54	55	56
D FSM DOL ~ $1.4 \times 2 * (Dt)^{0.5}$ at 410°C 8 hr							

Example Number	57	58	59	60	61	62	63
SiO ₂ in mol%	60.2	60.2	60.3	60.4	60.3	60.4	60.2
Al ₂ O ₃ in mol%	15.0	15.3	15.1	15.5	15.3	15.4	15.1
P ₂ O ₅ in mol%	5.5	6.0	5.9	5.9	5.9	5.9	6.0
Na ₂ O in mol%	15.6	15.4	15.1	15.4	15.3	15.4	15.2
MgO in mol%	3.5	3.0	3.6	2.5	3.1	2.8	3.4
ZnO in mol%	0.0	0.0	0.0	0.0	0.0	0.0	0.0
SnO ₂ in mol%	0.1	0.1	0.1	0.1	0.1	0.1	0.1
CaO in mol%	0.1	0.0	0.1	0.0	0.1	0.1	0.1
(M ₂ O ₃)/R ₂ O in mol%	0.78	0.83	0.81	0.86	0.83	0.85	0.81
(P ₂ O ₅ + R ₂ O)/(M ₂ O ₃) in mol%	1.41	1.40	1.39	1.38	1.39	1.38	1.40
(P ₂ O ₅ + R _x O)/(M ₂ O ₃) in mol%	1.65	1.59	1.63	1.54	1.59	1.56	1.63
SiO ₂ in wt%	51.3	50.9	51.1	50.9	51.0	50.9	50.9
Al ₂ O ₃ in wt%	21.7	21.9	21.7	22.2	21.9	22.1	21.7
P ₂ O ₅ in wt%	11.0	11.9	11.7	11.8	11.8	11.8	11.9
Na ₂ O in wt%	13.8	13.4	13.2	13.4	13.3	13.4	13.3
MgO in wt%	2.0	1.7	2.0	1.4	1.7	1.6	1.9
ZnO in wt%	0.0	0.0	0.0	0.0	0.0	0.0	0.0
SnO ₂ in wt%	0.2	0.2	0.2	0.2	0.2	0.2	0.2
CaO in wt%	0.0	0.0	0.0	0.0	0.0	0.0	0.0
Compositional analysis	XRF	XRF	XRF	XRF	XRF	XRF	XRF
Density (g/cm ³)	2.42	2.41	2.42	2.41	2.42	2.41	2.41
Molar Volume (cm ³ /mol)	29.13	29.49	29.32	29.57	29.43	29.50	29.41
Strain Pt. (°C)	647	627	634	624	627	625	627
Anneal Pt. (°C)	697	682	684	680	680	679	679
Softening Pt. (°C)	962.8	952	959.1	954.6	951	951.6	954.9
Temperature at 200 P Viscosity (°C)	1677	1728	1679	1693	1685	1687	1673
Temperature at 35 kP Viscosity (°C)	1247	1257	1246	1259	1253	1257	1235
Temperature at 160 kP Viscosity (°C)	1163	1173	1160	1173	1168	1171	1151
Liquidus Temperature (°C)			1090				
Liquidus Viscosity (P)			6.79E+05				
Zircon Breakdown Temperature (°C)			1265				>1250
Zircon Breakdown Viscosity (P)			25644				<27583
Stress Optical	3.046		3.092		3.085		3.037

Example Number	57	58	59	60	61	62	63
Coefficient ($\text{nm} \cdot \text{Mpa}^{-1} \cdot \text{mm}^{-1}$)							
Approximate Fictive temperature ($^{\circ}\text{C}$)	784	776	778	779	779	773	787
410 $^{\circ}\text{C}$ 1 hr Compressive Stress (MPa)	883						
410 $^{\circ}\text{C}$ 1 hr Depth of Layer (mm)	37						
410 $^{\circ}\text{C}$ 1 hr Vickers Crack Initiation Load (kgf)							
410 $^{\circ}\text{C}$ 2 hr Compressive Stress (MPa)	870	879	910	878	869	885	885
410 $^{\circ}\text{C}$ 2 hr Depth of Layer (mm)	52	46	45	47	50	46	45
410 $^{\circ}\text{C}$ 2 hr Vickers Crack Initiation Load (kgf)	>20	30-40	30-40	30-40	20-30	20-30	30-40
410 $^{\circ}\text{C}$ 3 hr Compressive Stress (MPa)	861						
410 $^{\circ}\text{C}$ 3 hr Depth of Layer (mm)	63						
410 $^{\circ}\text{C}$ 4 hr Compressive Stress (MPa)	853						
410 $^{\circ}\text{C}$ 4 hr Depth of Layer (mm)	71						
410 $^{\circ}\text{C}$ 4 hr Vickers Crack Initiation Load (kgf)							
410 $^{\circ}\text{C}$ 8 hr Compressive Stress (MPa)							
410 $^{\circ}\text{C}$ 8 hr Depth of Layer (mm)							
D FSM DOL ~ $1.4 \cdot 2 \cdot (\text{Dt})^{0.5}$ at 410 $^{\circ}\text{C}$ 1 hr	4.9E-10						
D FSM DOL ~ $1.4 \cdot 2 \cdot (\text{Dt})^{0.5}$ at 410 $^{\circ}\text{C}$ 2 hr	4.8E-10	3.8E-10	3.6E-10	3.9E-10	4.4E-10	3.7E-10	3.6E-10
D FSM DOL ~ $1.4 \cdot 2 \cdot (\text{Dt})^{0.5}$ at 410 $^{\circ}\text{C}$ 3 hr	4.7E-10						
D FSM DOL ~ $1.4 \cdot 2 \cdot (\text{Dt})^{0.5}$ at 410 $^{\circ}\text{C}$ 4 hr	4.5E-10						
D FSM DOL ~ $1.4 \cdot 2 \cdot (\text{Dt})^{0.5}$ at 410 $^{\circ}\text{C}$ 8 hr							

Example Number	64	65	66	67	68	69	70
SiO ₂ in mol%	59.9	60.0	60.1	60.1	60.2	60.2	57.1
Al ₂ O ₃ in mol%	15.5	15.3	15.5	15.2	15.4	15.0	17.5
P ₂ O ₅ in mol%	5.4	5.3	3.6	5.6	5.8	5.8	6.8

Example Number	64	65	66	67	68	69	70
Na ₂ O in mol%	15.9	15.6	15.5	15.4	15.4	15.2	18.4
MgO in mol%	3.1	3.6	3.1	3.6	3.0	3.6	0.1
ZnO in mol%	0.0	0.0	0.0	0.0	0.0	0.0	0.0
SnO ₂ in mol%	0.1	0.1	0.1	0.1	0.1	0.1	0.1
CaO in mol%	0.0	0.0	0.0	0.0	0.0	0.0	0.0
(M ₂ O ₃)/R ₂ O in mol%	0.81	0.80	0.83	0.80	0.83	0.80	0.95
(P ₂ O ₅ + R ₂ O)/(M ₂ O ₃) in mol%	1.38	1.37	1.24	1.38	1.39	1.40	1.44
(P ₂ O ₅ + R _x O)/(M ₂ O ₃) in mol%	1.58	1.60	1.44	1.61	1.58	1.63	1.45
SiO ₂ in wt%	50.9	51.2	53.1	51.1	50.9	51.2	46.8
Al ₂ O ₃ in wt%	22.3	22.1	23.1	21.9	22.0	21.7	24.2
P ₂ O ₅ in wt%	10.8	10.7	7.6	11.2	11.7	11.6	13.2
Na ₂ O in wt%	14.0	13.7	14.1	13.5	13.5	13.3	15.5
MgO in wt%	1.8	2.1	1.8	2.0	1.7	2.0	0.0
ZnO in wt%	0.0	0.0	0.0	0.0	0.0	0.0	0.0
SnO ₂ in wt%	0.2	0.2	0.2	0.2	0.2	0.2	0.2
CaO in wt%	0.0	0.0	0.0	0.0	0.0	0.0	0.0
Compositional analysis	XRF	XRF	XRF	XRF	XRF	XRF	XRF
Density (g/cm ³)	2.419	2.421	2.417	2.419	2.415	2.416	2.41
Molar Volume (cm ³ /mol)	29.23	29.12	28.17	29.23	29.43	29.29	30.41
Strain Pt. (°C)	637	640	631	638	629	634	619
Anneal Pt. (°C)	689	689	683	687	681	684	679
Softening Pt. (°C)	958	962.4	956.3	962.4	954.1	959.7	953.7
Temperature at 200 P Viscosity (°C)	1680	1670	1675	1665	1681	1676	1680
Temperature at 35 kP Viscosity (°C)	1253	1249	1245	1240	1253	1247	1246
Temperature at 160 kP Viscosity (°C)	1168	1165	1159	1155	1167	1162	1165
Liquidus Temperature (°C)							855
Liquidus Viscosity (P)							1.99E+09
Zircon Breakdown Temperature (°C)							1225
Zircon Breakdown Viscosity (P)							50768
Stress Optical Coefficient ((nm·Mpa ⁻¹ ·mm ⁻¹))							2.997
Approximate Fictive temperature (°C)	778	776	773	774	771	772	776
410°C 1 hr Compressive Stress (MPa)							808
410°C 1 hr Depth of Layer (mm)							43
410°C 1 hr Vickers Crack Initiation Load (kgf)							>50

Example Number	64	65	66	67	68	69	70
410°C 2 hr Compressive Stress (MPa)	929	925	914	914	898	900	
410°C 2 hr Depth of Layer (mm)	48	47	49	48	50	48	
410°C 2 hr Vickers Crack Initiation Load (kgf)	>20	>20	>20	>20	>20	>20	
410°C 3 hr Compressive Stress (MPa)							
410°C 3 hr Depth of Layer (mm)							
410°C 4 hr Compressive Stress (MPa)							
410°C 4 hr Depth of Layer (mm)							
410°C 4 hr Vickers Crack Initiation Load (kgf)							
410°C 8 hr Compressive Stress (MPa)							
410°C 8 hr Depth of Layer (mm)							
D FSM DOL ~ $1.4 \times 2 \times (Dt)^{0.5}$ at 410°C 1 hr							6.6E-10
D FSM DOL ~ $1.4 \times 2 \times (Dt)^{0.5}$ at 410°C 2 hr	4.1E-10	3.9E-10	4.3E-10	4.1E-10	4.4E-10	4.1E-10	
D FSM DOL ~ $1.4 \times 2 \times (Dt)^{0.5}$ at 410°C 3 hr							
D FSM DOL ~ $1.4 \times 2 \times (Dt)^{0.5}$ at 410°C 4 hr							
D FSM DOL ~ $1.4 \times 2 \times (Dt)^{0.5}$ at 410°C 8 hr							

Example Number	71	72	73	74	75	76	77
SiO ₂ in mol%	56.4	55.5	56.2	56.3	57.4	57.3	56.4
Al ₂ O ₃ in mol%	17.4	17.4	16.5	14.5	16.6	14.5	16.5
P ₂ O ₅ in mol%	8.0	8.9	8.0	7.9	7.0	6.9	7.9
Na ₂ O in mol%	18.1	18.0	18.1	18.0	17.8	18.1	19.0
MgO in mol%	0.1	0.1	1.0	3.1	1.0	3.0	0.0
ZnO in mol%	0.0	0.0	0.0	0.0	0.0	0.0	0.0
SnO ₂ in mol%	0.1	0.1	0.1	0.1	0.1	0.1	0.1
CaO in mol%	0.0	0.0	0.0	0.0	0.0	0.0	0.0
(M ₂ O ₃)/R _x O in mol%	0.96	0.97	0.86	0.69	0.88	0.69	0.87
(P ₂ O ₅ + R ₂ O)/(M ₂ O ₃) in mol%	1.50	1.54	1.59	1.79	1.50	1.72	1.62

Example Number	71	72	73	74	75	76	77
(P ₂ O ₅ + R _x O)/(M ₂ O ₃) in mol%	1.50	1.55	1.65	2.00	1.56	1.93	1.62
SiO ₂ in wt%	45.6	44.4	45.8	46.7	47.3	48.0	45.9
Al ₂ O ₃ in wt%	23.9	23.7	22.8	20.4	23.2	20.6	22.8
P ₂ O ₅ in wt%	15.2	16.8	15.4	15.5	13.6	13.8	15.1
Na ₂ O in wt%	15.1	14.9	15.2	15.4	15.2	15.6	16.0
MgO in wt%	0.0	0.0	0.6	1.7	0.5	1.7	0.0
ZnO in wt%	0.0	0.0	0.0	0.0	0.0	0.0	0.0
SnO ₂ in wt%	0.2	0.2	0.2	0.2	0.2	0.2	0.2
CaO in wt%	0.0	0.0	0.0	0.0	0.0	0.0	0.0
Compositional analysis	XRF	XRF	XRF	XRF	XRF	XRF	XRF
Density (g/cm ³)	2.41	2.41	2.42	2.43	2.42	2.43	2.42
Molar Volume (cm ³ /mol)	30.82	31.19	30.54	29.86	30.16	29.49	30.58
Strain Pt. (°C)	603	591	586	571	601	588	586
Anneal Pt. (°C)	661	648	642	619	658	634	642
Softening Pt. (°C)	932.5	916.5	909.5	877.4	928.3	900.7	906.5
Temperature at 200 P Viscosity (°C)	1653	1660	1641	1603	1660	1616	1644
Temperature at 35 kP Viscosity (°C)	1227	1224	1214	1171	1233	1183	1212
Temperature at 160 kP Viscosity (°C)	1142	1138	1128	1086	1148	1098	1126
Liquidus Temperature (°C)	800						
Liquidus Viscosity (P)	2.74E+09						
Zircon Breakdown Temperature (°C)	1265						
Zircon Breakdown Viscosity (P)	18914						
Stress Optical Coefficient (nm·Mpa ⁻¹ ·mm ⁻¹)	3.038		3.005	2.998	2.992	2.977	
Approximate Fictive temperature (°C)	756	742	735	703	752	717	734
410°C 1 hr Compressive Stress (MPa)	888			734	816	809	
410°C 1 hr Depth of Layer (mm)	43			44	49	45	
410°C 1 hr Vickers Crack Initiation Load (kgf)	40-50						
410°C 2 hr Compressive Stress (MPa)		731	706	706	804	775	711
410°C 2 hr Depth of Layer (mm)		62	62	60	58	59	68
410°C 2 hr Vickers Crack Initiation Load (kgf)		>40	>40	>20	30-40	>20	>20
410°C 3 hr Compressive Stress							

Example Number	71	72	73	74	75	76	77
(MPa)							
410°C 3 hr Depth of Layer (mm)							
410°C 4 hr Compressive Stress (MPa)							
410°C 4 hr Depth of Layer (mm)							
410°C 4 hr Vickers Crack Initiation Load (kgf)							
410°C 8 hr Compressive Stress (MPa)							
410°C 8 hr Depth of Layer (mm)							
D FSM DOL ~ $1.4 \times 2 \times (Dt)^{0.5}$ at 410°C 1 hr	6.6E-10			6.9E-10	8.5E-10	7.2E-10	
D FSM DOL ~ $1.4 \times 2 \times (Dt)^{0.5}$ at 410°C 2 hr		6.9E-10	6.8E-10	6.4E-10	5.9E-10	6.2E-10	8.3E-10
D FSM DOL ~ $1.4 \times 2 \times (Dt)^{0.5}$ at 410°C 3 hr							
D FSM DOL ~ $1.4 \times 2 \times (Dt)^{0.5}$ at 410°C 4 hr							
D FSM DOL ~ $1.4 \times 2 \times (Dt)^{0.5}$ at 410°C 8 hr							

Example Number	78	79	80	81	82	83	84
SiO ₂ in mol%	56.3	57.2	57.6	50.4	56.4	55.9	55.4
Al ₂ O ₃ in mol%	15.5	16.5	15.5	19.8	18.1	18.1	18.1
P ₂ O ₅ in mol%	7.9	6.9	6.8	9.8	7.2	7.7	7.7
Na ₂ O in mol%	20.0	19.1	20.0	19.9	18.2	18.2	18.1
MgO in mol%	0.0	0.0	0.0	0.0	0.0	0.0	0.6
ZnO in mol%	0.0	0.0	0.0	0.0	0.0	0.0	0.0
SnO ₂ in mol%	0.1	0.1	0.1	0.1	0.1	0.1	0.1
CaO in mol%	0.0	0.0	0.0	0.0	0.0	0.0	0.0
(M ₂ O ₃)/R ₂ O in mol%	0.78	0.86	0.78	0.99	0.99	0.99	0.96
(P ₂ O ₅ + R ₂ O)/(M ₂ O ₃) in mol%	1.80	1.58	1.73	1.50	1.41	1.43	1.43
(P ₂ O ₅ + R ₂ O)/(M ₂ O ₃) in mol%	1.80	1.58	1.73	1.50	1.41	1.43	1.46
SiO ₂ in wt%	46.1	47.0	47.7	39.4	45.8	45.2	44.9
Al ₂ O ₃ in wt%	21.5	23.0	21.7	26.3	24.9	24.8	24.8
P ₂ O ₅ in wt%	15.3	13.5	13.3	18.1	13.9	14.7	14.7
Na ₂ O in wt%	16.9	16.2	17.0	16.0	15.2	15.1	15.1
MgO in wt%	0.0	0.0	0.0	0.0	0.0	0.0	0.3
ZnO in wt%	0.0	0.0	0.0	0.0	0.0	0.0	0.0

Example Number	78	79	80	81	82	83	84
SnO ₂ in wt%	0.2	0.2	0.2	0.2	0.2	0.2	0.2
CaO in wt%	0.0	0.0	0.0	0.0	0.0	0.0	0.0
Compositional analysis	XRF	XRF	XRF	XRF	XRF	XRF	XRF
Density (g/cm ³)	2.42	2.42	2.43	2.42	2.41	2.41	2.42
Molar Volume (cm ³ /mol)	30.36	30.22	29.94	31.72	30.65	30.81	30.74
Strain Pt. (°C)	572	601	582	588	617	610	607
Anneal Pt. (°C)	624	658	634	644	676	670	664
Softening Pt. (°C)	879.4	924.2	888.5	904	951.4	947.1	939.1
Temperature at 200 P Viscosity (°C)	1623	1659	1634	1603	1672	1660	1664
Temperature at 35 kP Viscosity (°C)	1180	1224	1190	1192	1254	1250	1233
Temperature at 160 kP Viscosity (°C)	1093	1138	1104	1111	1170	1166	1152
Liquidus Temperature (°C)					865	800	
Liquidus Viscosity (P)					5.74E+08	5.51E+09	
Zircon Breakdown Temperature (°C)					1215	1245	
Zircon Breakdown Viscosity (P)					69204	38105	
Stress Optical Coefficient ((nm·Mpa ⁻¹ ·mm ⁻¹))	2.97		2.935	2.999	3.051	3.028	3.044
Approximate Fictive temperature (°C)	692	751	699	716	750	750	740
410°C 1 hr Compressive Stress (MPa)	694		750	796	909	887	843
410°C 1 hr Depth of Layer (mm)	64		60	46	41	42	41
410°C 1 hr Vickers Crack Initiation Load (kgf)				30-40	>50	>50	
410°C 2 hr Compressive Stress (MPa)	680	751	732	749			837
410°C 2 hr Depth of Layer (mm)	81	66	75	63			56
410°C 2 hr Vickers Crack Initiation Load (kgf)	>20	>20	>30	30-40			>40
410°C 3 hr Compressive Stress (MPa)							
410°C 3 hr Depth of Layer (mm)							
410°C 4 hr Compressive Stress (MPa)							
410°C 4 hr Depth of Layer (mm)							
410°C 4 hr Vickers Crack Initiation Load (kgf)							

Example Number	78	79	80	81	82	83	84
410°C 8 hr Compressive Stress (MPa)							
410°C 8 hr Depth of Layer (mm)							
D FSM DOL ~ $1.4 \times 2 \times (Dt)^{0.5}$ at 410°C 1 hr	1.5E-09		1.3E-09	7.5E-10	6.0E-10	6.3E-10	6.0E-10
D FSM DOL ~ $1.4 \times 2 \times (Dt)^{0.5}$ at 410°C 2 hr	1.2E-09	7.8E-10	1.0E-09	7.0E-10			5.6E-10
D FSM DOL ~ $1.4 \times 2 \times (Dt)^{0.5}$ at 410°C 3 hr							
D FSM DOL ~ $1.4 \times 2 \times (Dt)^{0.5}$ at 410°C 4 hr							
D FSM DOL ~ $1.4 \times 2 \times (Dt)^{0.5}$ at 410°C 8 hr							

Example Number	85	86	87	88	89	90	91
SiO ₂ in mol%	58.3	58.3	58.6	58.3	58.4	58.4	59.2
Al ₂ O ₃ in mol%	15.8	15.6	15.4	15.6	15.4	15.1	15.3
P ₂ O ₅ in mol%	6.8	6.7	6.7	6.8	6.7	6.7	6.8
Na ₂ O in mol%	15.9	15.7	15.2	15.6	15.4	15.1	15.5
MgO in mol%	3.1	3.0	3.1	3.5	3.5	3.5	3.1
ZnO in mol%	0.0	0.5	0.9	0.0	0.5	1.0	0.0
SnO ₂ in mol%	0.1	0.1	0.1	0.1	0.1	0.1	0.1
CaO in mol%	0.1	0.1	0.1	0.1	0.1	0.1	0.1
(M ₂ O ₃)/R ₂ O in mol%	0.83	0.81	0.80	0.81	0.79	0.77	0.82
(P ₂ O ₅ + R ₂ O)/(M ₂ O ₃) in mol%	1.43	1.43	1.42	1.44	1.44	1.45	1.45
(P ₂ O ₅ + R _x O)/(M ₂ O ₃) in mol%	1.63	1.66	1.68	1.67	1.70	1.75	1.66
SiO ₂ in wt%	48.6	48.6	48.9	48.8	48.8	48.9	49.5
Al ₂ O ₃ in wt%	22.4	22.1	21.9	22.1	21.8	21.5	21.7
P ₂ O ₅ in wt%	13.4	13.2	13.1	13.4	13.3	13.3	13.4
Na ₂ O in wt%	13.6	13.5	13.1	13.5	13.3	13.1	13.4
MgO in wt%	1.7	1.7	1.7	2.0	2.0	2.0	1.7
ZnO in wt%	0.0	0.5	1.0	0.0	0.5	1.1	0.0
SnO ₂ in wt%	0.2	0.2	0.2	0.2	0.2	0.2	0.2
CaO in wt%	0.0	0.0	0.0	0.0	0.0	0.0	0.0
Compositional analysis	XRF	XRF	XRF	XRF	XRF	XRF	XRF
Density (g/cm ³)	2.42	2.42	2.43	2.42	2.42	2.43	2.41
Molar Volume (cm ³ /mol)	29.81	29.70	29.62	29.72	29.63	29.52	29.78
Strain Pt. (°C)	612	614	611	615	614	616	612
Anneal Pt. (°C)	664	666	661	666	663	664	666

Example Number	85	86	87	88	89	90	91
Softening Pt. (°C)	932.6	935.5	928.4	934	932.5	932.8	942.5
Temperature at 200 P Viscosity (°C)	1660	1656	1654	1655	1651	1650	1675
Temperature at 35 kP Viscosity (°C)	1235	1231	1226	1232	1227	1220	1244
Temperature at 160 kP Viscosity (°C)	1150	1147	1141	1147	1143	1136	1158
Liquidus Temperature (°C)							975
Liquidus Viscosity (P)							1.07E+07
Zircon Breakdown Temperature (°C)							>1300
Zircon Breakdown Viscosity (P)							<14599
Stress Optical Coefficient ((nm·Mpa ⁻¹ ·mm ⁻¹))	3.109	3.112	3.069	3.049	3.082	3.021	3.03
Approximate Fictive temperature (°C)	753	755	748	754	749	749	758
410°C 1 hr Compressive Stress (MPa)							873
410°C 1 hr Depth of Layer (mm)							33
410°C 1 hr Vickers Crack Initiation Load (kgf)							
410°C 2 hr Compressive Stress (MPa)	861	862	861	850	881	874	853
410°C 2 hr Depth of Layer (mm)	49	47	46	47	46	45	45
410°C 2 hr Vickers Crack Initiation Load (kgf)	>40	>40	>40	>40	>40	>40	>50
410°C 3 hr Compressive Stress (MPa)							
410°C 3 hr Depth of Layer (mm)							
410°C 4 hr Compressive Stress (MPa)							
410°C 4 hr Depth of Layer (mm)							
410°C 4 hr Vickers Crack Initiation Load (kgf)							
410°C 8 hr Compressive Stress (MPa)							
410°C 8 hr Depth of Layer (mm)							
D FSM DOL ~ 1.4*2*(Dt) ^{0.5} at 410°C 1 hr							3.9E-10
D FSM DOL ~ 1.4*2*(Dt) ^{0.5} at 410°C 2 hr	4.3E-10	3.9E-10	3.7E-10	3.9E-10	3.7E-10	3.6E-10	3.6E-10

Example Number	85	86	87	88	89	90	91
D FSM DOL ~ 1.4*2*(Dt) ^{0.5} at 410°C 3 hr							
D FSM DOL ~ 1.4*2*(Dt) ^{0.5} at 410°C 4 hr							
D FSM DOL ~ 1.4*2*(Dt) ^{0.5} at 410°C 8 hr							

Example Number	92	93	94	95	96	97	98
SiO ₂ in mol%	59.2	59.3	59.3	59.3	59.2	59.3	58.4
Al ₂ O ₃ in mol%	15.0	14.8	15.1	14.8	14.6	15.1	16.0
P ₂ O ₅ in mol%	6.8	6.8	6.8	6.8	6.8	6.7	6.8
Na ₂ O in mol%	15.2	14.9	15.1	14.9	14.8	15.2	15.9
MgO in mol%	3.1	3.0	3.5	3.6	3.6	3.6	2.7
ZnO in mol%	0.5	1.0	0.0	0.5	1.0	0.0	0.0
SnO ₂ in mol%	0.1	0.1	0.1	0.1	0.1	0.1	0.1
CaO in mol%	0.1	0.1	0.1	0.1	0.1	0.0	0.0
(M ₂ O ₃)/R _x O in mol%	0.80	0.78	0.81	0.78	0.75	0.80	0.86
(P ₂ O ₅ + R ₂ O)/(M ₂ O ₃) in mol%	1.46	1.47	1.45	1.46	1.48	1.45	1.41
(P ₂ O ₅ + R _x O)/(M ₂ O ₃) in mol%	1.71	1.74	1.69	1.74	1.80	1.69	1.58
SiO ₂ in wt%	49.6	49.6	49.7	49.8	49.7	49.9	48.7
Al ₂ O ₃ in wt%	21.3	21.0	21.5	21.1	20.7	21.5	22.7
P ₂ O ₅ in wt%	13.4	13.4	13.5	13.4	13.4	13.3	13.3
Na ₂ O in wt%	13.2	12.9	13.1	12.9	12.8	13.2	13.7
MgO in wt%	1.7	1.7	2.0	2.0	2.0	2.0	1.5
ZnO in wt%	0.6	1.1	0.0	0.6	1.1	0.0	0.0
SnO ₂ in wt%	0.2	0.2	0.2	0.2	0.2	0.1	0.1
CaO in wt%	0.0	0.0	0.0	0.0	0.0	0.0	0.0
Compositional analysis	XRF	XRF	XRF	XRF	XRF	XRF	XRF
Density (g/cm ³)	2.43	2.41	2.41	2.42	2.43	2.411	2.414
Molar Volume (cm ³ /mol)	29.61	29.79	29.71	29.59	29.48	29.64	29.87
Strain Pt. (°C)	615	613	617	620	620	616	612
Anneal Pt. (°C)	669	663	668	671	669	669	666
Softening Pt. (°C)	936.3	934.5	939.7	938.2	942.5	940.7	940.2
Temperature at 200 P Viscosity (°C)	1667	1666	1663	1670	1657	1666	1661
Temperature at 35 kP Viscosity (°C)	1241	1234	1233	1235	1216	1240	1243
Temperature at 160 kP Viscosity (°C)	1156	1148	1147	1151	1133	1153	1158
Liquidus Temperature (°C)							
Liquidus Viscosity							

Example Number	92	93	94	95	96	97	98
(P)							
Zircon Breakdown Temperature (°C)							
Zircon Breakdown Viscosity (P)							
Stress Optical Coefficient ((nm·Mpa ⁻¹ ·mm ⁻¹))	3.067	3.117	3.08	3.115	3.091		
Approximate Fictive temperature (°C)	760	751	757	759	756	760	758
410°C 1 hr Compressive Stress (MPa)						864	896
410°C 1 hr Depth of Layer (mm)						29	30
410°C 1 hr Vickers Crack Initiation Load (kgf)							
410°C 2 hr Compressive Stress (MPa)	831	844	832	850	838	870	889
410°C 2 hr Depth of Layer (mm)	46	44	45	47	44	43	42
410°C 2 hr Vickers Crack Initiation Load (kgf)	>40	>40	>40	>40	>40	40-50	>50
410°C 3 hr Compressive Stress (MPa)							
410°C 3 hr Depth of Layer (mm)							
410°C 4 hr Compressive Stress (MPa)							
410°C 4 hr Depth of Layer (mm)							
410°C 4 hr Vickers Crack Initiation Load (kgf)							
410°C 8 hr Compressive Stress (MPa)							
410°C 8 hr Depth of Layer (mm)							
D FSM DOL ~ 1.4*2*(Dt) ^{0.5} at 410°C 1 hr						3.0E-10	3.2E-10
D FSM DOL ~ 1.4*2*(Dt) ^{0.5} at 410°C 2 hr	3.7E-10	3.4E-10	3.6E-10	3.9E-10	3.4E-10	3.3E-10	3.1E-10
D FSM DOL ~ 1.4*2*(Dt) ^{0.5} at 410°C 3 hr							
D FSM DOL ~ 1.4*2*(Dt) ^{0.5} at 410°C 4 hr							
D FSM DOL ~ 1.4*2*(Dt) ^{0.5} at 410°C 8 hr							

Example Number	99	100	101	102	103	104	105
SiO ₂ in mol%	58.2	59.4	56.6	56.3	59.9	60.5	60.9
Al ₂ O ₃ in mol%	15.6	16.0	16.0	16.1	15.1	15.1	15.0
P ₂ O ₅ in mol%	6.8	6.8	7.6	7.7	6.8	6.8	6.8
Na ₂ O in mol%	15.8	16.0	15.9	16.2	15.1	15.0	15.1
MgO in mol%	3.6	1.7	3.7	3.6	3.1	2.6	2.1
ZnO in mol%	0.0	0.0	0.0	0.0	0.0	0.0	0.0
SnO ₂ in mol%	0.1	0.1	0.1	0.1	0.1	0.1	0.1
CaO in mol%	0.0	0.0	0.0	0.0	0.0	0.0	0.0
(M ₂ O ₃)/R _x O in mol%	0.80	0.90	0.82	0.81	0.83	0.86	0.88
(P ₂ O ₅ + R ₂ O)/(M ₂ O ₃) in mol%	1.45	1.43	1.47	1.48	1.45	1.44	1.46
(P ₂ O ₅ + R _x O)/(M ₂ O ₃) in mol%	1.68	1.53	1.70	1.71	1.66	1.61	1.59
SiO ₂ in wt%	48.7	49.3	46.8	46.5	50.2	50.7	50.9
Al ₂ O ₃ in wt%	22.1	22.6	22.5	22.6	21.4	21.4	21.3
P ₂ O ₅ in wt%	13.4	13.3	14.9	15.0	13.5	13.4	13.5
Na ₂ O in wt%	13.6	13.8	13.6	13.8	13.0	13.0	13.0
MgO in wt%	2.0	1.0	2.1	2.0	1.7	1.4	1.2
ZnO in wt%	0.0	0.0	0.0	0.0	0.0	0.0	0.0
SnO ₂ in wt%	0.1	0.1	0.1	0.1	0.1	0.1	0.1
CaO in wt%	0.0	0.0	0.0	0.0	0.0	0.0	0.0
Compositional analysis	XRF	XRF	XRF	XRF	XRF	XRF	XRF
Density (g/cm ³)	2.415	2.406	2.417	2.417	2.405	2.4	2.396
Molar Volume (cm ³ /mol)	29.70	30.05	30.04	30.08	29.78	29.87	29.98
Strain Pt. (°C)	612	613	596	598	607	607	613
Anneal Pt. (°C)	664	671	649	652	663	663	671
Softening Pt. (°C)	937.7	951.1	918.5	919.9	945.2	949.4	955.8
Temperature at 200 P Viscosity (°C)	1658	1698	1631	1637	1682	1695	1709
Temperature at 35 kP Viscosity (°C)	1235	1262	1215	1219	1251	1262	1271
Temperature at 160 kP Viscosity (°C)	1150	1176	1131	1135	1164	1174	1182
Liquidus Temperature (°C)							
Liquidus Viscosity (P)							
Zircon Breakdown Temperature (°C)							
Zircon Breakdown Viscosity (P)							
Stress Optical Coefficient ((nm·Mpa ⁻¹ ·mm ⁻¹))							
Approximate Fictive temperature (°C)	754	767	739	743	758	759	768
410°C 1 hr Compressive Stress (MPa)	895	889	855	853	839	823	817

Example Number	99	100	101	102	103	104	105
410°C 1 hr Depth of Layer (mm)	29	32	28	28	30	31	31
410°C 1 hr Vickers Crack Initiation Load (kgf)							
410°C 2 hr Compressive Stress (MPa)	890	843	865	856	846	820	803
410°C 2 hr Depth of Layer (mm)	43	49	41	42	44	45	46
410°C 2 hr Vickers Crack Initiation Load (kgf)	>50	>50	>50	>50	40-50	40-50	40-50
410°C 3 hr Compressive Stress (MPa)							
410°C 3 hr Depth of Layer (mm)							
410°C 4 hr Compressive Stress (MPa)							
410°C 4 hr Depth of Layer (mm)							
410°C 4 hr Vickers Crack Initiation Load (kgf)							
410°C 8 hr Compressive Stress (MPa)							
410°C 8 hr Depth of Layer (mm)							
D FSM DOL ~ $1.4 \times 2 \times (Dt)^{0.5}$ at 410°C 1 hr	3.0E-10	3.6E-10	2.8E-10	2.8E-10	3.2E-10	3.4E-10	3.4E-10
D FSM DOL ~ $1.4 \times 2 \times (Dt)^{0.5}$ at 410°C 2 hr	3.3E-10	4.3E-10	3.0E-10	3.1E-10	3.4E-10	3.6E-10	3.7E-10
D FSM DOL ~ $1.4 \times 2 \times (Dt)^{0.5}$ at 410°C 3 hr							
D FSM DOL ~ $1.4 \times 2 \times (Dt)^{0.5}$ at 410°C 4 hr							
D FSM DOL ~ $1.4 \times 2 \times (Dt)^{0.5}$ at 410°C 8 hr							

Example Number	106	107	108	109	110	111	112	113
SiO ₂ in mol%	56.8	55.8	55.7	55.9	56.0	55.8	55.8	59.9
Al ₂ O ₃ in mol%	17.9	18.0	18.0	18.0	18.0	18.0	18.0	15.7
P ₂ O ₅ in mol%	7.2	7.8	7.8	7.7	7.7	7.7	7.8	5.4
Na ₂ O in mol%	17.9	16.1	16.3	16.6	16.6	17.0	17.0	16.2
MgO in mol%	0.1	2.0	0.1	1.5	0.1	1.3	0.1	2.6
ZnO in mol%	0.0	0.0	2.0	0.0	1.4	0.0	1.2	0.0
SnO ₂ in mol%	0.0	0.1	0.1	0.1	0.1	0.1	0.1	0.1

Example Number	106	107	108	109	110	111	112	113
CaO in mol%	0.0	0.1	0.0	0.1	0.0	0.0	0.0	0.1
(M ₂ O ₃)/R _x O in mol%	0.99	0.99	0.98	0.99	1.00	0.99	0.98	0.83
(P ₂ O ₅ + R ₂ O)/(M ₂ O ₃) in mol%	1.40	1.33	1.34	1.35	1.35	1.37	1.38	1.38
(P ₂ O ₅ + R _x O)/(M ₂ O ₃) in mol%	1.41	1.44	1.45	1.44	1.43	1.44	1.45	1.55
SiO ₂ in wt%	46.3	45.3	44.8	45.3	45.1	45.3	44.9	50.7
Al ₂ O ₃ in wt%	24.7	24.9	24.6	24.8	24.6	24.8	24.6	22.5
P ₂ O ₅ in wt%	13.9	14.9	14.7	14.8	14.6	14.8	14.8	10.9
Na ₂ O in wt%	15.0	13.5	13.5	13.9	13.8	14.2	14.1	14.2
MgO in wt%	0.0	1.1	0.0	0.8	0.0	0.7	0.0	1.5
ZnO in wt%	0.0	0.0	2.1	0.0	1.6	0.0	1.4	0.0
SnO ₂ in wt%	0.0	0.2	0.2	0.2	0.2	0.2	0.2	0.2
CaO in wt%	0.0	0.0	0.0	0.0	0.0	0.0	0.0	0.0
Compositional analysis	XRF	XRF	XRF	XRF	XRF	XRF	XRF	XRF
Density (g/cm ³)	2.409	2.411	2.436	2.411	2.430	2.411	2.427	2.419
Molar Volume (cm ³ /mol)	30.63	30.69	30.69	30.71	30.70	30.72	30.74	29.34
Strain Pt. (°C)	617	621	609	618	604	617	613	629
Anneal Pt. (°C)	677	679	666	676	663	676	671	684
Softening Pt. (°C)	956.5	950.7	935.8	949.4	939	949.5	941.5	953
Temperature at 200 P Viscosity (°C)	1673	1651	1650	1655	1659	1661	1681	1681
Temperature at 35 kP Viscosity (°C)	1259	1247	1238	1247	1242	1250	1256	1256
Temperature at 160 kP Viscosity (°C)	1174	1164	1154	1164	1161	1167	1171	1171
Liquidus Temperature (°C)								
Liquidus Viscosity (P)								
Zircon Breakdown Temperature (°C)								
Zircon Breakdown Viscosity (P)								
Stress Optical Coefficient ((nm·Mpa ⁻¹ ·mm ⁻¹))		3.088	3.118	3.127	3.183	3.036	3.124	3.147
Approximate Fictive temperature	775	751	742	755	736	751	745	775

Example Number	106	107	108	109	110	111	112	113
(°C)								
410°C 1 hr Compressive Stress (MPa)		869	916	912	921	899	922	969
410°C 1 hr Depth of Layer (mm)		29	29	32	32	33	32	30
410°C 1 hr Vickers Crack Initiation Load (kgf)								
410°C 2 hr Compressive Stress (MPa)	854	884	895	892	901	868	889	933
410°C 2 hr Depth of Layer (mm)	59	42	44	46	46	49	49	46
410°C 2 hr Vickers Crack Initiation Load (kgf)	>50	>50	>50	>50	>50	>50	>50	20-30
410°C 3 hr Compressive Stress (MPa)								
410°C 3 hr Depth of Layer (mm)								
410°C 4 hr Compressive Stress (MPa)								
410°C 4 hr Depth of Layer (mm)								
410°C 4 hr Vickers Crack Initiation Load (kgf)								
410°C 8 hr Compressive Stress (MPa)								
410°C 8 hr Depth of Layer (mm)								
D FSM DOL ~ $1.4 \times 2 \times (Dt)^{0.5}$ at 410°C 1 hr		3.0E-10	3.0E-10	3.6E-10	3.6E-10	3.9E-10	3.6E-10	3.2E-10
D FSM DOL ~ $1.4 \times 2 \times (Dt)^{0.5}$ at 410°C 2 hr	6.2E-10	3.1E-10	3.4E-10	3.7E-10	3.7E-10	4.3E-10	4.3E-10	3.7E-10
D FSM DOL ~ $1.4 \times 2 \times (Dt)^{0.5}$ at 410°C 3 hr								
D FSM DOL ~ $1.4 \times 2 \times (Dt)^{0.5}$ at 410°C 4 hr								
D FSM DOL ~ $1.4 \times 2 \times (Dt)^{0.5}$ at 410°C 8 hr								

Example Number	114	115	116	117	118	119	120
SiO ₂ in mol%	59.2	58.4	57.9	57.1	56.5	56.8	57.4
Al ₂ O ₃ in mol%	16.1	16.5	16.8	17.2	17.6	16.8	16.6
P ₂ O ₅ in mol%	5.8	6.2	6.5	6.9	7.3	7.1	7.1
Na ₂ O in mol%	16.6	17.0	17.3	17.7	18.0	17.1	16.7
MgO in mol%	2.2	1.7	1.3	0.9	0.5	2.1	2.1
ZnO in mol%	0.0	0.0	0.0	0.0	0.0	0.0	0.0
SnO ₂ in mol%	0.1	0.1	0.1	0.1	0.1	0.1	0.1
CaO in mol%	0.1	0.0	0.0	0.0	0.0	0.0	0.1
(M ₂ O ₃)/R _x O in mol%	0.86	0.88	0.90	0.93	0.95	0.88	0.88
(P ₂ O ₅ + R ₂ O)/(M ₂ O ₃) in mol%	1.39	1.40	1.42	1.43	1.44	1.44	1.43
(P ₂ O ₅ + R _x O)/(M ₂ O ₃) in mol%	1.53	1.51	1.49	1.48	1.47	1.56	1.56
SiO ₂ in wt%	49.7	48.7	47.9	46.9	46.0	46.8	47.4
Al ₂ O ₃ in wt%	22.9	23.3	23.6	24.0	24.4	23.5	23.3
P ₂ O ₅ in wt%	11.5	12.2	12.8	13.5	14.0	13.8	13.8
Na ₂ O in wt%	14.4	14.6	14.8	15.0	15.2	14.5	14.2
MgO in wt%	1.2	1.0	0.7	0.5	0.3	1.1	1.2
ZnO in wt%	0.0	0.0	0.0	0.0	0.0	0.0	0.0
SnO ₂ in wt%	0.2	0.2	0.2	0.2	0.2	0.2	0.2
CaO in wt%	0.0	0.0	0.0	0.0	0.0	0.0	0.0
Compositional analysis	XRF	XRF	XRF	XRF	XRF	XRF	XRF
Density (g/cm ³)	2.418	2.415	2.416	2.416	2.414	2.419	2.415
Molar Volume (cm ³ /mol)	29.58	29.86	30.07	30.30	30.54	30.14	30.14
Strain Pt. (°C)	624	618	616	616	615	609	610
Anneal Pt. (°C)	681	677	675	674	674	666	666
Softening Pt. (°C)	954.9	950.5	948.1	947.9	949.3	930.8	940.6
Temperature at 200 P Viscosity (°C)	1680	1673	1676	1670	1667	1654	1660
Temperature at 35 kP Viscosity (°C)	1257	1253	1254	1250	1249	1235	1240
Temperature at 160 kP Viscosity (°C)	1171	1168	1169	1166	1164	1151	1156
Liquidus Temperature (°C)		955					
Liquidus Viscosity (P)		2.67E+07					
Zircon Breakdown Temperature (°C)							
Zircon Breakdown Viscosity (P)							
Stress Optical Coefficient ((nm·Mpa ⁻¹ ·mm ⁻¹))	3.038	3.050	3.080	3.004	3.093		
Approximate Fictive temperature (°C)	764	750	745	765	747	746	741
410°C 1 hr Compressive Stress (MPa)	942	953	918	899	888	921	900

Example Number	114	115	116	117	118	119	120
410°C 1 hr Depth of Layer (mm)	30	31	34	36	38	34	34
410°C 1 hr Vickers Crack Initiation Load (kgf)		>50					
410°C 2 hr Compressive Stress (MPa)	945	924	901	868	853	913	895
410°C 2 hr Depth of Layer (mm)	46	47	50	54	50	46	45
410°C 2 hr Vickers Crack Initiation Load (kgf)	20-30	>50	>50	>40	>50	>50	30-40
410°C 3 hr Compressive Stress (MPa)							
410°C 3 hr Depth of Layer (mm)							
410°C 4 hr Compressive Stress (MPa)							
410°C 4 hr Depth of Layer (mm)							
410°C 4 hr Vickers Crack Initiation Load (kgf)							
410°C 8 hr Compressive Stress (MPa)							
410°C 8 hr Depth of Layer (mm)							
D FSM DOL ~ $1.4 \times 2 \cdot (Dt)^{0.5}$ at 410°C 1 hr	3.2E-10	3.4E-10	4.1E-10	4.6E-10	5.1E-10	4.1E-10	4.1E-10
D FSM DOL ~ $1.4 \times 2 \cdot (Dt)^{0.5}$ at 410°C 2 hr	3.7E-10	3.9E-10	4.4E-10	5.2E-10	4.4E-10	3.7E-10	3.6E-10
D FSM DOL ~ $1.4 \times 2 \cdot (Dt)^{0.5}$ at 410°C 3 hr							
D FSM DOL ~ $1.4 \times 2 \cdot (Dt)^{0.5}$ at 410°C 4 hr							
D FSM DOL ~ $1.4 \times 2 \cdot (Dt)^{0.5}$ at 410°C 8 hr							

Example Number	121	122	123	124	125	126	127
SiO ₂ in mol%	57.9	57.0	57.4	58.0	59.0	58.9	58.9
Al ₂ O ₃ in mol%	16.4	16.7	16.6	16.2	15.5	15.7	16.0
P ₂ O ₅ in mol%	7.1	7.3	7.3	7.4	6.4	6.5	6.4
Na ₂ O in mol%	16.5	16.7	16.5	16.3	15.4	15.7	16.0
MgO in mol%	2.1	2.0	2.0	2.0	3.5	3.0	2.5
ZnO in mol%	0.0	0.0	0.0	0.0	0.0	0.0	0.0
SnO ₂ in mol%	0.1	0.1	0.1	0.1	0.1	0.1	0.1

Example Number	121	122	123	124	125	126	127
CaO in mol%	0.1	0.1	0.0	0.1	0.1	0.1	0.1
(M ₂ O ₃)/R _x O in mol%	0.88	0.89	0.89	0.88	0.82	0.84	0.86
(P ₂ O ₅ + R ₂ O)/(M ₂ O ₃) in mol%	1.44	1.43	1.44	1.46	1.41	1.41	1.40
(P ₂ O ₅ + R _x O)/(M ₂ O ₃) in mol%	1.56	1.56	1.57	1.59	1.64	1.60	1.56
SiO ₂ in wt%	47.8	46.9	47.2	47.8	49.6	49.4	49.2
Al ₂ O ₃ in wt%	23.0	23.4	23.1	22.6	22.1	22.4	22.7
P ₂ O ₅ in wt%	13.8	14.2	14.3	14.4	12.8	12.8	12.7
Na ₂ O in wt%	14.0	14.2	14.0	13.8	13.4	13.6	13.8
MgO in wt%	1.1	1.1	1.1	1.1	2.0	1.7	1.4
ZnO in wt%	0.0	0.0	0.0	0.0	0.0	0.0	0.0
SnO ₂ in wt%	0.2	0.2	0.2	0.2	0.1	0.1	0.1
CaO in wt%	0.0	0.0	0.0	0.0	0.0	0.0	0.0
Compositional analysis	XRF	XRF	XRF	XRF	XRF	XRF	XRF
Density (g/cm ³)	2.411	2.415	2.412	2.409	2.415	2.414	2.413
Molar Volume (cm ³ /mol)	30.16	30.26	30.27	30.26	29.59	29.70	29.79
Strain Pt. (°C)	609	607	607	605	617	612	613
Anneal Pt. (°C)	667	663	663	662	669	666	669
Softening Pt. (°C)	941.6	937.7	936.6	940.1	940.6	941.4	948.7
Temperature at 200 P Viscosity (°C)	1670	1658	1661	1665	1666	1669	1677
Temperature at 35 kP Viscosity (°C)	1247	1238	1241	1244	1241	1244	1250
Temperature at 160 kP Viscosity (°C)	1161	1154	1156	1159	1156	1159	1165
Liquidus Temperature (°C)							
Liquidus Viscosity (P)							
Zircon Breakdown Temperature (°C)							
Zircon Breakdown Viscosity (P)							
Stress Optical Coefficient ((nm·Mpa ⁻¹ ·mm ⁻¹))					3.056	3.038	3.055
Approximate Fictive temperature (°C)	742	742	739	730	765	755	754
410°C 1 hr Compressive Stress (MPa)	885	889	876	857			
410°C 1 hr Depth of Layer (mm)	34	35	34	35			
410°C 1 hr Vickers Crack Initiation Load (kgf)							
410°C 2 hr Compressive Stress (MPa)	874	870	861	838	907	889	896
410°C 2 hr Depth of Layer (mm)	46	47	47	47	43	44	45

Example Number	121	122	123	124	125	126	127
410°C 2 hr Vickers Crack Initiation Load (kgf)	>50	>50	>50	40-50	40-50	30-40	40-50
410°C 3 hr Compressive Stress (MPa)							
410°C 3 hr Depth of Layer (mm)							
410°C 4 hr Compressive Stress (MPa)							
410°C 4 hr Depth of Layer (mm)							
410°C 4 hr Vickers Crack Initiation Load (kgf)							
410°C 8 hr Compressive Stress (MPa)							
410°C 8 hr Depth of Layer (mm)							
D FSM DOL ~ $1.4*2*(Dt)^{0.5}$ at 410°C 1 hr	4.1E-10	4.3E-10	4.1E-10	4.3E-10			
D FSM DOL ~ $1.4*2*(Dt)^{0.5}$ at 410°C 2 hr	3.7E-10	3.9E-10	3.9E-10	3.9E-10	3.3E-10	3.4E-10	3.6E-10
D FSM DOL ~ $1.4*2*(Dt)^{0.5}$ at 410°C 3 hr							
D FSM DOL ~ $1.4*2*(Dt)^{0.5}$ at 410°C 4 hr							
D FSM DOL ~ $1.4*2*(Dt)^{0.5}$ at 410°C 8 hr							

Example Number	128	129	130	131	132	133	134
SiO ₂ in mol%	58.2	57.8	57.9	56.8	56.9	56.9	56.8
Al ₂ O ₃ in mol%	16.1	16.5	16.3	16.5	16.8	17.0	17.5
P ₂ O ₅ in mol%	6.3	6.5	6.4	6.5	6.4	6.4	6.4
Na ₂ O in mol%	15.9	16.5	16.3	16.5	16.8	17.1	17.1
MgO in mol%	3.5	2.6	3.0	3.6	3.1	2.5	2.0
ZnO in mol%	0.0	0.0	0.0	0.0	0.0	0.0	0.0
SnO ₂ in mol%	0.1	0.1	0.1	0.0	0.0	0.0	0.0
CaO in mol%	0.1	0.1	0.1	0.0	0.0	0.0	0.0
(M ₂ O ₃)/R ₂ O in mol%	0.83	0.86	0.84	0.82	0.84	0.86	0.91
(P ₂ O ₅ + R ₂ O)/(M ₂ O ₃) in mol%	1.38	1.39	1.39	1.40	1.38	1.38	1.34
(P ₂ O ₅ + R _x O)/(M ₂ O ₃) in mol%	1.60	1.55	1.58	1.62	1.56	1.53	1.46
SiO ₂ in wt%	48.8	48.2	48.3	47.5	47.4	47.3	47.0
Al ₂ O ₃ in wt%	22.9	23.4	23.1	23.3	23.8	24.0	24.6

Example Number	128	129	130	131	132	133	134
P ₂ O ₅ in wt%	12.5	12.7	12.7	12.8	12.5	12.5	12.5
Na ₂ O in wt%	13.7	14.2	14.0	14.2	14.4	14.6	14.6
MgO in wt%	1.9	1.4	1.7	2.0	1.7	1.4	1.1
ZnO in wt%	0.0	0.0	0.0	0.0	0.0	0.0	0.0
SnO ₂ in wt%	0.1	0.1	0.1	0.1	0.1	0.1	0.1
CaO in wt%	0.0	0.0	0.0	0.0	0.0	0.0	0.0
Compositional analysis	XRF	XRF	XRF	XRF	XRF	XRF	XRF
Density (g/cm ³)	2.421	2.419	2.420	2.426	2.426	2.424	2.420
Molar Volume (cm ³ /mol)	29.58	29.82	29.72	29.64	29.70	29.81	30.00
Strain Pt. (°C)	615	616	616	615	615	623	624
Anneal Pt. (°C)	666	671	670	666	669	679	681
Softening Pt. (°C)	937.8	945.7	941.6	930.6	933.9	949.7	952.4
Temperature at 200 P Viscosity (°C)	1655	1658	1658	1641	1646	1646	1657
Temperature at 35 kP Viscosity (°C)	1235	1236	1236	1224	1233	1236	1246
Temperature at 160 kP Viscosity (°C)	1152	1154	1154	1141	1151	1152	1162
Liquidus Temperature (°C)							
Liquidus Viscosity (P)							
Zircon Breakdown Temperature (°C)							
Zircon Breakdown Viscosity (P)							
Stress Optical Coefficient ((nm·Mpa ⁻¹ ·mm ⁻¹))	3.021	3.007	3.015				
Approximate Fictive temperature (°C)	763	743	764	760	760	748	748
410°C 1 hr Compressive Stress (MPa)							
410°C 1 hr Depth of Layer (mm)							
410°C 1 hr Vickers Crack Initiation Load (kgf)							
410°C 2 hr Compressive Stress (MPa)	925	925	927	978	981	975	983
410°C 2 hr Depth of Layer (mm)	43	45	44	40	40	41	41
410°C 2 hr Vickers Crack Initiation Load (kgf)	20-30	30-40	20-30	>30	>30	>30	>30
410°C 3 hr Compressive Stress (MPa)							
410°C 3 hr Depth of Layer (mm)							
410°C 4 hr Compressive Stress							

Example Number	128	129	130	131	132	133	134
(MPa)							
410°C 4 hr Depth of Layer (mm)							
410°C 4 hr Vickers Crack Initiation Load (kgf)							
410°C 8 hr Compressive Stress (MPa)							
410°C 8 hr Depth of Layer (mm)							
D FSM DOL ~ $1.4 \times 2 \times (Dt)^{0.5}$ at 410°C 1 hr							
D FSM DOL ~ $1.4 \times 2 \times (Dt)^{0.5}$ at 410°C 2 hr	3.3E-10	3.6E-10	3.4E-10	2.8E-10	2.8E-10	3.0E-10	3.0E-10
D FSM DOL ~ $1.4 \times 2 \times (Dt)^{0.5}$ at 410°C 3 hr							
D FSM DOL ~ $1.4 \times 2 \times (Dt)^{0.5}$ at 410°C 4 hr							
D FSM DOL ~ $1.4 \times 2 \times (Dt)^{0.5}$ at 410°C 8 hr							

Example Number	135	136	137	138	139	140	141
SiO ₂ in mol%	57.8	58.8	55.8	55.9	55.8	57.8	56.9
Al ₂ O ₃ in mol%	17.0	16.5	17.0	18.0	18.1	17.0	16.9
P ₂ O ₅ in mol%	6.4	6.4	7.6	7.7	7.7	6.6	7.0
Na ₂ O in mol%	16.6	16.2	17.3	16.2	16.7	17.2	17.0
MgO in mol%	2.0	2.0	0.1	0.1	0.1	0.1	0.1
ZnO in mol%	0.0	0.0	0.0	0.0	0.0	0.0	0.0
SnO ₂ in mol%	0.1	0.1	0.1	0.1	0.1	0.1	0.1
CaO in mol%	0.0	0.0	2.0	2.0	1.5	1.2	2.0
(M ₂ O ₃)/R _x O in mol%	0.91	0.90	0.88	0.98	0.99	0.92	0.88
(P ₂ O ₅ + R ₂ O)/(M ₂ O ₃) in mol%	1.36	1.37	1.46	1.33	1.35	1.40	1.43
(P ₂ O ₅ + R _x O)/(M ₂ O ₃) in mol%	1.48	1.49	1.59	1.45	1.44	1.48	1.55
SiO ₂ in wt%	48.0	49.0	45.5	45.2	45.1	47.6	46.7
Al ₂ O ₃ in wt%	23.9	23.3	23.5	24.7	24.8	23.8	23.5
P ₂ O ₅ in wt%	12.6	12.6	14.7	14.8	14.8	12.8	13.6
Na ₂ O in wt%	14.2	13.9	14.5	13.5	13.9	14.6	14.4
MgO in wt%	1.1	1.1	0.1	0.1	0.0	0.0	0.1
ZnO in wt%	0.0	0.0	0.0	0.0	0.0	0.0	0.0
SnO ₂ in wt%	0.1	0.1	0.2	0.2	0.2	0.2	0.2
CaO in wt%	0.0	0.0	1.5	1.5	1.1	0.9	1.5
Compositional	XRF	XRF	XRF	XRF	XRF	XRF	XRF

Example Number	135	136	137	138	139	140	141
analysis							
Density (g/cm ³)	2.416	2.410	2.421	2.429	2.419	2.423	2.427
Molar Volume (cm ³ /mol)	29.96	29.93	30.46	30.56	30.71	30.09	30.16
Strain Pt. (°C)	619	620	623	607	620	622	615
Anneal Pt. (°C)	676	677	680	660	676	679	669
Softening Pt. (°C)	948.8	957.8	947.1	916.9	944.6	946.4	928
Temperature at 200 P Viscosity (°C)	1673	1684	1638	1652	1650	1674	1656
Temperature at 35 kP Viscosity (°C)	1254	1261	1214	1238	1242	1248	1230
Temperature at 160 kP Viscosity (°C)	1171	1176	1130	1156	1157	1163	1147
Liquidus Temperature (°C)							
Liquidus Viscosity (P)							
Zircon Breakdown Temperature (°C)							
Zircon Breakdown Viscosity (P)							
Stress Optical Coefficient ((nm·Mpa ⁻¹ ·mm ⁻¹))							
Approximate Fictive temperature (°C)	754	755	730	753	750	749	753
410°C 1 hr Compressive Stress (MPa)							
410°C 1 hr Depth of Layer (mm)							
410°C 1 hr Vickers Crack Initiation Load (kgf)							
410°C 2 hr Compressive Stress (MPa)	953	922	895	898	896	925	906
410°C 2 hr Depth of Layer (mm)	42	42	45	38	43	45	45
410°C 2 hr Vickers Crack Initiation Load (kgf)	>30	>30	>30	>30	>30	>30	>30
410°C 3 hr Compressive Stress (MPa)							
410°C 3 hr Depth of Layer (mm)							
410°C 4 hr Compressive Stress (MPa)							
410°C 4 hr Depth of Layer (mm)							
410°C 4 hr Vickers Crack Initiation Load (kgf)							
410°C 8 hr Compressive Stress (MPa)							

Example Number	135	136	137	138	139	140	141
410°C 8 hr Depth of Layer (mm)							
D FSM DOL ~ $1.4*2*(Dt)^{0.5}$ at 410°C 1 hr							
D FSM DOL ~ $1.4*2*(Dt)^{0.5}$ at 410°C 2 hr	3.1E-10	3.1E-10	3.6E-10	2.6E-10	3.3E-10	3.6E-10	3.6E-10
D FSM DOL ~ $1.4*2*(Dt)^{0.5}$ at 410°C 3 hr							
D FSM DOL ~ $1.4*2*(Dt)^{0.5}$ at 410°C 4 hr							
D FSM DOL ~ $1.4*2*(Dt)^{0.5}$ at 410°C 8 hr							

Example Number	142	143	144	145
SiO ₂ in mol%	57.5	58.1	58.2	58.4
Al ₂ O ₃ in mol%	16.7	16.0	16.0	16.0
P ₂ O ₅ in mol%	6.9	6.2	6.2	6.2
Na ₂ O in mol%	16.7	16.0	16.1	16.1
MgO in mol%	0.1	3.6	3.4	3.1
ZnO in mol%	0.0	0.0	0.0	0.0
SnO ₂ in mol%	0.1	0.1	0.1	0.1
CaO in mol%	2.0	0.1	0.0	0.0
(M ₂ O ₃)/R _x O in mol%	0.89	0.81	0.82	0.83
(P ₂ O ₅ + R ₂ O)/(M ₂ O ₃) in mol%	1.42	1.39	1.40	1.40
(P ₂ O ₅ + R _x O)/(M ₂ O ₃) in mol%	1.54	1.62	1.61	1.59
SiO ₂ in wt%	47.3	48.8	48.9	49.0
Al ₂ O ₃ in wt%	23.3	22.8	22.8	22.8
P ₂ O ₅ in wt%	13.5	12.4	12.3	12.3
Na ₂ O in wt%	14.2	13.9	14.0	14.0
MgO in wt%	0.1	2.0	1.9	1.7
ZnO in wt%	0.0	0.0	0.0	0.0
SnO ₂ in wt%	0.2	0.1	0.1	0.1
CaO in wt%	1.5	0.0	0.0	0.0
Compositional analysis	XRF	XRF	XRF	XRF
Density (g/cm ³)	2.425	2.422	2.421	2.418
Molar Volume (cm ³ /mol)	30.12	29.52	29.54	29.61
Strain Pt. (°C)	615	621	619	616
Anneal Pt. (°C)	669	672	671	670
Softening Pt. (°C)	930.1	938.5	938.9	941.3

Example Number	142	143	144	145
Temperature at 200 P Viscosity (°C)	1655	1652	1662	1664
Temperature at 35 kP Viscosity (°C)	1232	1232	1240	1243
Temperature at 160 kP Viscosity (°C)	1147	1148	1157	1159
Liquidus Temperature (°C)				
Liquidus Viscosity (P)				
Zircon Breakdown Temperature (°C)				
Zircon Breakdown Viscosity (P)				
Stress Optical Coefficient ((nm·Mpa ⁻¹ ·mm ⁻¹))				
Approximate Fictive temperature (°C)	750	765	772	770
410°C 1 hr Compressive Stress (MPa)				
410°C 1 hr Depth of Layer (mm)				
410°C 1 hr Vickers Crack Initiation Load (kgf)				
410°C 2 hr Compressive Stress (MPa)	902	961	953	948
410°C 2 hr Depth of Layer (mm)	48	40	42	41
410°C 2 hr Vickers Crack Initiation Load (kgf)	>30	>30	>30	>30
410°C 3 hr Compressive Stress (MPa)				
410°C 3 hr Depth of Layer (mm)				
410°C 4 hr Compressive Stress (MPa)				
410°C 4 hr Depth of Layer (mm)				
410°C 4 hr Vickers Crack Initiation Load (kgf)				
410°C 8 hr Compressive Stress (MPa)				
410°C 8 hr Depth of Layer (mm)				
D FSM DOL ~ $1.4 \cdot 2 \cdot (Dt)^{0.5}$ at 410°C 1 hr				
D FSM DOL ~ $1.4 \cdot 2 \cdot (Dt)^{0.5}$ at 410°C 2 hr	4.1E-10	2.8E-10	3.1E-10	3.0E-10
D FSM DOL ~ $1.4 \cdot 2 \cdot (Dt)^{0.5}$ at				

Example Number	142	143	144	145
410°C 3 hr				
D FSM DOL ~ 1.4*2*(Dt) ^{0.5} at 410°C 4 hr				
D FSM DOL ~ 1.4*2*(Dt) ^{0.5} at 410°C 8 hr				

[0060] Ion exchange is widely used to chemically strengthen glass articles for use in consumer electronics, automotive applications, appliances, architectural components, and other areas where high levels of damage resistance are desirable. In the ion exchange process, a glass article containing a first metal ion (e.g., alkali cations in Li₂O, Na₂O, etc.) is at least partially immersed in or otherwise contacted with an ion exchange bath or medium containing a second metal ion that is either larger or smaller than the first metal ion that is present in the glass. The first metal ions diffuse from the glass surface into the ion exchange bath/medium while the second metal ions from the ion exchange bath/medium replace the first metal ions in the glass to a depth of layer below the surface of the glass. The substitution of larger ions for smaller ions in the glass creates a compressive stress at the glass surface, whereas substitution of smaller ions for larger ions in the glass typically creates a tensile stress at the surface of the glass. In some embodiments, the first metal ion and second metal ion are monovalent alkali metal ions. However, other monovalent metal ions such as Ag⁺, Tl⁺, Cu⁺, and the like may also be used in the ion exchange process. In those instances where at least one of Ag⁺ and Cu⁺ is exchanged for metal ions in the glass, such glasses may be particularly useful for anti-viral and/or anti-microbial applications.

[0061] A cross-sectional view of a portion (i.e., ends of the glass sheet are not shown) of a glass sheet strengthened by ion exchange is schematically shown in FIG.1. In the non-limiting example shown in FIG. 1, strengthened glass sheet 100 has a thickness t , central portion 130, and a first surface 110 and second surface 112 that are substantially parallel to each other. Compressive layers 120, 122 extend from first surface 110 and second surface 112, respectively, to depths of layer d_1 , d_2 below each surface. Compressive layers 120, 122 are under a compressive stress, while central portion 130 is under a tensile stress, or in tension. The tensile stress in central portion 130 balances the compressive stresses in compressive layers 120, 122, thus maintaining equilibrium within strengthened glass sheet 100. In some embodiments, the glasses and glass articles described herein may be ion exchanged to achieve a compressive stress of at least about 300 MPa and/or a

depth of compressive layer of at least about 10 μm . In some embodiments, the glasses and glass articles described herein may be ion exchanged to achieve a compressive stress of at least about 500 MPa and/or a depth of compressive layer of at least about 40 μm . In some embodiments, the glass is ion exchanged to achieve a compressive stress of at least about 200, 300, 400, 500, 600, 700, 800, 900, or 1000 MPa. In some embodiments, the glass is ion exchanged to achieve a depth of layer of at least about 10 μm , 20 μm , 30 μm , 40 μm , 50 μm , 60 μm , 70 μm , 80 μm , 90 μm , 100 μm , or 110 μm or more.

[0062] In addition to high damage resistance, the glasses described herein may be ion exchanged to achieve desired levels of compressive stress and compressive depth of layer in relatively short times. Following ion exchange at 410°C for 4 hours in molten KNO_3 salt, for example, a compressive layer having a compressive stress of greater than about 700 MPa and a depth of compressive layer of greater than about 75 μm may be achieved in these glasses. In some embodiments, the ion exchange is done at about 400°C, 410°C, 420°C, 430°C, 440°C, 450°C, 460°C, 470°C, 480°C, 490°C, 500°C, 510°C, 520°C, 530°C, 540°C, or 550°C or greater. In some embodiments, the ion exchange is done for about 0.5, 1, 2, 3, 4, 5, 6, 7, 8, 9, 10, or more than 10 hours.

[0063] FIG. 2 is a plot of depth of layer as a function of compressive stress for samples a-f in Table 1. The 0.7 mm thick samples were annealed at 700°C and ion exchanged in a molten KNO_3 salt bath at 410°C for times ranging from 1 hour up to 8 hours (groups “b-d” in FIG. 2) or at 470°C for six minutes (group “a” in FIG. 2). The samples that were ion exchanged at 470°C for six minutes exhibited compressive stresses and depths of layer that are well below the frangibility limit (*i.e.*, the point at which the glass sample should or is likely to exhibit frangible behavior, indicated by line 1 in FIG. 2). The ion exchange time required for 0.7 mm thick samples to reach the frangibility limit is slightly greater than one hour at 410°C. In samples having higher fictive temperatures with viscosities corresponding to about 10^{11} Poise (*i.e.*, unannealed, as down-drawn samples), the frangibility limit will also be met in a similarly short time, but the compressive stress will be lower and the depth of layer will be greater than in annealed samples. Samples that were ion exchanged for one hour (group “b”) exhibited compressive stresses and depths of layer that are just below the frangibility limit, and samples that were ion exchanged for either 4 or 8 hours (groups “c” and “d”, respectively) exhibit compressive stresses and depths of layer that exceed the frangibility limit.

[0064] The ability to ion exchange the glasses described herein may be at least partially attributable to the fact that these glasses have potassium and sodium interdiffusion coefficients that are significantly greater than those of other alkali aluminosilicate glasses that are used in applications in which damage resistance, as characterized by the Vickers crack initiation threshold of the glass, is a desirable attribute. At 410°C, the glasses described herein have a potassium/sodium interdiffusion coefficient of at least about $2.4 \times 10^{-10} \text{ cm}^2/\text{s}$, $3.0 \times 10^{-10} \text{ cm}^2/\text{s}$, $4.0 \times 10^{-10} \text{ cm}^2/\text{s}$, or $4.5 \times 10^{-10} \text{ cm}^2/\text{s}$, $6.0 \times 10^{-10} \text{ cm}^2/\text{s}$, $7.5 \times 10^{-10} \text{ cm}^2/\text{s}$, $9.0 \times 10^{-10} \text{ cm}^2/\text{s}$, $1.0 \times 10^{-9} \text{ cm}^2/\text{s}$, $1.2 \times 10^{-9} \text{ cm}^2/\text{s}$, $1.5 \times 10^{-9} \text{ cm}^2/\text{s}$ and in some embodiments, in a range from about $2.4 \times 10^{-10} \text{ cm}^2/\text{s}$, $3.0 \times 10^{-10} \text{ cm}^2/\text{s}$, $4.0 \times 10^{-10} \text{ cm}^2/\text{s}$, or $4.5 \times 10^{-10} \text{ cm}^2/\text{s}$ up to about $7.5 \times 10^{-10} \text{ cm}^2/\text{s}$, $9.0 \times 10^{-10} \text{ cm}^2/\text{s}$, $1.0 \times 10^{-9} \text{ cm}^2/\text{s}$, $1.2 \times 10^{-9} \text{ cm}^2/\text{s}$, or $1.5 \times 10^{-9} \text{ cm}^2/\text{s}$. In contrast to these glasses, the alkali aluminosilicate glasses described in U.S. Patent Applications 12/858,490, 12/856,840, and 12/392,577 have potassium/sodium interdiffusion coefficients of less than $1.5 \times 10^{-10} \text{ cm}^2/\text{s}$.

[0065] An embodiment comprises an alkali aluminosilicate glass comprising at least about 4 mol% P_2O_5 , wherein $[\text{M}_2\text{O}_3 \text{ (mol\%)} / \text{R}_x\text{O (mol\%)}] < 1.4$, where $\text{M}_2\text{O}_3 = \text{Al}_2\text{O}_3 + \text{B}_2\text{O}_3$ and R_xO is the sum of monovalent and divalent cation oxides present in the alkali aluminosilicate glass. In some embodiments, $[\text{M}_2\text{O}_3 \text{ (mol\%)} / \text{R}_x\text{O (mol\%)}] < 1$. In some embodiments, the alkali aluminosilicate glass further comprises less than 1 mol% K_2O . In some embodiments, the alkali aluminosilicate glass comprises 0 mol% K_2O . In some embodiments, the alkali aluminosilicate glass comprises less than 1 mol% B_2O_3 . In some embodiments, the alkali aluminosilicate glass comprises 0 mol% B_2O_3 . In some embodiments, the monovalent and divalent cation oxides are selected from the group consisting of Li_2O , Na_2O , K_2O , Rb_2O , Cs_2O , MgO , CaO , SrO , BaO , and ZnO . In some embodiments, the alkali aluminosilicate glass has a potassium/sodium interdiffusion coefficient of at least about $2.4 \times 10^{-10} \text{ cm}^2/\text{s}$ at 410°C. In some embodiments, the potassium/sodium interdiffusion coefficient is in a range from about $2.4 \times 10^{-10} \text{ cm}^2/\text{s}$ up to about $1.5 \times 10^{-9} \text{ cm}^2/\text{s}$ at 410°C.

[0066] An embodiment comprises an alkali aluminosilicate glass comprising $0.6 < [\text{M}_2\text{O}_3 \text{ (mol\%)} / \text{R}_x\text{O (mol\%)}] < 1.4$ where $\text{M}_2\text{O}_3 = \text{Al}_2\text{O}_3 + \text{B}_2\text{O}_3$ and R_xO is the sum of monovalent and divalent cation oxides present in the alkali aluminosilicate glass. In some embodiments, $0.8 < [\text{M}_2\text{O}_3 \text{ (mol\%)} / \text{R}_x\text{O (mol\%)}] < 1.4$. In some embodiments, $0.8 \leq [\text{M}_2\text{O}_3 \text{ (mol\%)} / \text{R}_x\text{O (mol\%)}] \leq 1.0$. In some embodiments, the alkali aluminosilicate glass further comprises less than 1 mol% K_2O . In some embodiments, the alkali aluminosilicate glass comprises 0 mol% K_2O . In some embodiments, the alkali aluminosilicate glass comprises less than 1 mol% B_2O_3 . In some embodiments, the alkali

aluminosilicate glass comprises 0 mol% B₂O₃. In some embodiments, the monovalent and divalent cation oxides are selected from the group consisting of Li₂O, Na₂O, K₂O, Rb₂O, Cs₂O, MgO, CaO, SrO, BaO, and ZnO. In some embodiments, the alkali aluminosilicate glass has a potassium/sodium interdiffusion coefficient of at least about 2.4×10^{-10} cm²/s at 410°C. In some embodiments, the potassium/sodium interdiffusion coefficient is in a range from about 2.4×10^{-10} cm²/s up to about 1.5×10^{-9} cm²/s at 410°C.

[0067] Another embodiment comprises an alkali aluminosilicate glass comprising at least about 4% P₂O₅, wherein the alkali aluminosilicate glass is ion exchanged to a depth of layer of at least about 20 μm, and wherein $0.6 < [M_2O_3(\text{mol}\%)/R_xO(\text{mol}\%)] < 1.4$, where $M_2O_3 = Al_2O_3 + B_2O_3$ and R_xO is the sum of monovalent and divalent cation oxides present in the alkali aluminosilicate glass. In some embodiments, $0.6 < [M_2O_3(\text{mol}\%)/R_xO(\text{mol}\%)] < 1.0$. In some embodiments, $0.8 < [M_2O_3(\text{mol}\%)/R_xO(\text{mol}\%)] < 1.4$. In some embodiments, $0.8 \leq [M_2O_3(\text{mol}\%)/R_xO(\text{mol}\%)] \leq 1.0$. In some embodiments, the alkali aluminosilicate glass further comprises less than 1 mol% K₂O. In some embodiments, the alkali aluminosilicate glass comprises 0 mol% K₂O. In some embodiments, the alkali aluminosilicate glass comprises less than 1 mol% B₂O₃. In some embodiments, the alkali aluminosilicate glass comprises 0 mol% B₂O₃. In some embodiments, the monovalent and divalent cation oxides are selected from the group consisting of Li₂O, Na₂O, K₂O, Rb₂O, Cs₂O, MgO, CaO, SrO, BaO, and ZnO. In some embodiments, the alkali aluminosilicate glass has a potassium/sodium interdiffusion coefficient of at least about 2.4×10^{-10} cm²/s at 410°C. In some embodiments, the potassium/sodium interdiffusion coefficient is in a range from about 2.4×10^{-10} cm²/s up to about 1.5×10^{-9} cm²/s at 410°C.

[0068] Another embodiment comprises an alkali aluminosilicate glass comprising at least about 4% P₂O₅, wherein $1.3 < [(P_2O_5 + R_2O)/M_2O_3] \leq 2.3$, where $M_2O_3 = Al_2O_3 + B_2O_3$ and R_2O is the sum of monovalent cation oxides present in the alkali aluminosilicate glass. In some embodiments, the alkali aluminosilicate glass further comprises less than 1 mol% K₂O. In some embodiments, the alkali aluminosilicate glass comprises 0 mol% K₂O. In some embodiments, the alkali aluminosilicate glass comprises less than 1 mol% B₂O₃. In some embodiments, the alkali aluminosilicate glass comprises 0 mol% B₂O₃. In some embodiments, the monovalent and divalent cation oxides are selected from the group consisting of Li₂O, Na₂O, K₂O, Rb₂O, Cs₂O, MgO, CaO, SrO, BaO, and ZnO. In some embodiments, the alkali aluminosilicate glass has a potassium/sodium interdiffusion coefficient of at least about 2.4×10^{-10} cm²/s at 410°C. In some embodiments, the

potassium/sodium interdiffusion coefficient is in a range from about $2.4 \times 10^{-10} \text{ cm}^2/\text{s}$ up to about $1.5 \times 10^{-9} \text{ cm}^2/\text{s}$ at 410°C .

[0069] In some embodiments, the alkali aluminosilicate glass comprises from about 40 mol% to about 70 mol% SiO_2 ; from about 11 mol% to about 25 mol% Al_2O_3 ; from about 4 mol% to about 15 mol% P_2O_5 ; and from about 13 mol% to about 25 mol% Na_2O . In some embodiments, the alkali aluminosilicate glass comprises from about 50 mol% to about 65 mol% SiO_2 ; from about 14 mol% to about 20 mol% Al_2O_3 ; from about 4 mol% to about 10 mol% P_2O_5 ; and from about 14 mol% to about 20 mol% Na_2O . In some embodiments, the alkali aluminosilicate glass further comprises less than 1 mol% K_2O . In some embodiments, the alkali aluminosilicate glass comprises 0 mol% K_2O . In some embodiments, the alkali aluminosilicate glass comprises less than 1 mol% B_2O_3 . In some embodiments, the alkali aluminosilicate glass comprises 0 mol% B_2O_3 . In some embodiments, the monovalent and divalent cation oxides are selected from the group consisting of Li_2O , Na_2O , K_2O , Rb_2O , Cs_2O , MgO , CaO , SrO , BaO , and ZnO .

[0070] In some embodiments, the alkali aluminosilicate glasses described above are ion exchanged to a depth of layer of at least about $20 \text{ }\mu\text{m}$. In some embodiments, the glasses are ion exchanged to a depth of layer of at least about $40 \text{ }\mu\text{m}$. In some embodiments, the alkali aluminosilicate glasses have a compressive layer extending from a surface of the glass to the depth of layer, and wherein the compressive layer is under a compressive stress of at least 500 MPa. In some embodiments, the compressive stress is at least 750 MPa. In some embodiments, the compressive stress layer is from about 500 MPa to about 2000 MPa. In some embodiments, the ion exchanged alkali aluminosilicate glasses have a Vickers indentation crack initiation load of at least about 8 kgf. In some embodiments, the ion exchanged alkali aluminosilicate glasses have a Vickers indentation crack initiation load of at least about 12 kgf.

[0071] An embodiment comprises a method of strengthening an alkali aluminosilicate glass, the method comprising: providing an alkali aluminosilicate glass as described above, and immersing the alkali aluminosilicate glass in an ion exchange bath for a time period of up to about 24 hours to form a compressive layer extending from a surface of the alkali aluminosilicate glass to a depth of layer of at least $20 \text{ }\mu\text{m}$. In some embodiments, the alkali aluminosilicate glass comprises at least about 4 mol% P_2O_5 , wherein $[\text{M}_2\text{O}_3 \text{ (mol\%)} / \text{R}_x\text{O (mol\%)}] < 1.4$, where $\text{M}_2\text{O}_3 = \text{Al}_2\text{O}_3 + \text{B}_2\text{O}_3$ and R_xO is the sum of monovalent and divalent cation oxides present in the alkali aluminosilicate glass.

In some embodiments, $[M_2O_3 \text{ (mol\%)} / R_xO \text{ (mol\%)}] < 1$. In some embodiments, the alkali aluminosilicate glass comprises $0.6 < [M_2O_3 \text{ (mol\%)} / R_xO \text{ (mol\%)}] < 1.4$ where $M_2O_3 = Al_2O_3 + B_2O_3$ and R_xO is the sum of monovalent and divalent cation oxides present in the alkali aluminosilicate glass. In some embodiments, $0.8 < [M_2O_3 \text{ (mol\%)} / R_xO \text{ (mol\%)}] < 1.4$. In some embodiments, $0.8 \leq [M_2O_3 \text{ (mol\%)} / R_xO \text{ (mol\%)}] \leq 1.0$. In some embodiments, the alkali aluminosilicate glass comprising at least about 4% P_2O_5 , wherein $1.3 < [(P_2O_5 + R_2O) / M_2O_3] \leq 2.3$, where $M_2O_3 = Al_2O_3 + B_2O_3$ and R_2O is the sum of monovalent cation oxides present in the alkali aluminosilicate glass. In some embodiments, the alkali aluminosilicate glass comprises from about 40 mol% to about 70 mol% SiO_2 ; from about 11 mol% to about 25 mol% Al_2O_3 ; from about 4 mol% to about 15 mol% P_2O_5 ; and from about 13 mol% to about 25 mol% Na_2O . In some embodiments, the alkali aluminosilicate glass comprises from about 50 mol% to about 65 mol% SiO_2 ; from about 14 mol% to about 20 mol% Al_2O_3 ; from about 4 mol% to about 10 mol% P_2O_5 ; and from about 14 mol% to about 20 mol% Na_2O . In some embodiments, the alkali aluminosilicate glass further comprises less than 1 mol% K_2O . In some embodiments, the alkali aluminosilicate glass comprises 0 mol% K_2O . In some embodiments, the alkali aluminosilicate glass comprises less than 1 mol% B_2O_3 . In some embodiments, the alkali aluminosilicate glass comprises 0 mol% B_2O_3 . In some embodiments, the monovalent and divalent cation oxides are selected from the group consisting of Li_2O , Na_2O , K_2O , Rb_2O , Cs_2O , MgO , CaO , SrO , BaO , and ZnO .

[0072] In some embodiments, the alkali aluminosilicate glasses described above are ion exchanged to a depth of layer of at least about 20 μm . In some embodiments, the glasses are ion exchanged to a depth of layer of at least about 40 μm . In some embodiments, the alkali aluminosilicate glasses have a compressive layer extending from a surface of the glass to the depth of layer, and wherein the compressive layer is under a compressive stress of at least 500 MPa. In some embodiments, the compressive stress is at least 750 MPa. In some embodiments, the compressive stress layer is from about 500 MPa to about 2000 MPa. In some embodiments, the ion exchanged alkali aluminosilicate glasses have a Vickers indentation crack initiation load of at least about 8 kgf. In some embodiments, the ion exchanged alkali aluminosilicate glasses have a Vickers indentation crack initiation load of at least about 12 kgf.

[0073] While typical embodiments have been set forth for the purpose of illustration, the foregoing description should not be deemed to be a limitation on the scope of the disclosure or appended claims. Accordingly, various modifications, adaptations, and alternatives may occur to

one skilled in the art without departing from the spirit and scope of the present disclosure or appended claims.

Claims

1. An alkali aluminosilicate glass comprising at least about 4% P₂O₅, wherein:

i. $[M_2O_3(\text{mol}\%)/R_xO(\text{mol}\%)] < 1.4$; or

ii. $1.3 < [(P_2O_5 + R_2O)/M_2O_3] \leq 2.3$;

where $M_2O_3 = Al_2O_3 + B_2O_3$, R_xO is the sum of monovalent and divalent cation oxides present in the alkali aluminosilicate glass, and R_2O is the sum of divalent cation oxides present in the alkali aluminosilicate glass.

2. The alkali aluminosilicate glass of claim 1, wherein the glass satisfies:

$$[M_2O_3(\text{mol}\%)/R_xO(\text{mol}\%)] < 1.4.$$

3. The alkali aluminosilicate glass of claim 2, wherein the glass satisfies:

$$[M_2O_3(\text{mol}\%)/R_xO(\text{mol}\%)] < 1.$$

4. The alkali aluminosilicate glass of claim 1, wherein the glass satisfies:

$$1.3 < [(P_2O_5 + R_2O)/M_2O_3] \leq 2.3.$$

5. The alkali aluminosilicate glass of claim 4, wherein the glass satisfies:

$$1.5 < [(P_2O_5 + R_2O)/M_2O_3] \leq 2.0.$$

6. The alkali aluminosilicate glass of claim 1, further comprising less than 1 mol% K₂O.

7. The alkali aluminosilicate glass of claim 6, wherein the alkali aluminosilicate glass comprises 0 mol% K₂O.

8. The alkali aluminosilicate glass of claim 1, further comprising less than 1 mol% B₂O₃.

9. The alkali aluminosilicate glass of claim 8, wherein the alkali aluminosilicate glass comprises 0 mol% B₂O₃.

10. The alkali aluminosilicate glass of claim 1, wherein the glass is ion exchanged to a depth of layer of at least about 10 μm .

11. The alkali aluminosilicate glass of claim 10, wherein the glass is ion exchanged to a depth of layer of at least about 30 μm .

12. The alkali aluminosilicate glass of claim 10, wherein the alkali aluminosilicate glass has a compressive layer extending from a surface of the glass to the depth of layer, and wherein the compressive layer is under a compressive stress of at least about 300 MPa.

13. The alkali aluminosilicate glass of claim 12, wherein the compressive stress is at least about 500 MPa.

14. The alkali aluminosilicate glass of claim 10, wherein the ion exchanged alkali aluminosilicate glass has a Vickers indentation crack initiation load of at least about 7 kgf.

15. The alkali aluminosilicate glass of claim 14, wherein the ion exchanged alkali aluminosilicate glass has a Vickers indentation crack initiation load of at least about 12 kgf.

16. The alkali aluminosilicate glass of claim 1, wherein the monovalent and divalent cation oxides are selected from the group consisting of Li_2O , Na_2O , K_2O , Rb_2O , Cs_2O , MgO , CaO , SrO , BaO , and ZnO .

17. The alkali aluminosilicate glass of claim 1, wherein the alkali aluminosilicate glass comprises from about 40 mol% to about 70 mol% SiO_2 ; from about 11 mol% to about 25 mol% Al_2O_3 ; from about 4 mol% to about 15 mol% P_2O_5 ; and from about 13 mol% to about 25 mol% Na_2O .

18. The alkali aluminosilicate glass of claim 17, wherein the alkali aluminosilicate glass comprises from about 50 mol% to about 65 mol% SiO_2 ; from about 14 mol% to about 20 mol% Al_2O_3 ; from about 4 mol% to about 10 mol% P_2O_5 ; and from about 14 mol% to about 20 mol% Na_2O .

19. The alkali aluminosilicate glass of claim 17, wherein the alkali aluminosilicate glass further comprises less than 1 mol% K_2O .

20. The alkali aluminosilicate glass of claim 19, wherein the alkali aluminosilicate glass comprises 0 mol% K₂O.

21. The alkali aluminosilicate glass of claim 17, wherein the alkali aluminosilicate glass further comprises less than 1 mol% B₂O₃.

22. The alkali aluminosilicate glass of claim 19, wherein the alkali aluminosilicate glass comprises 0 mol% B₂O₃.

23. The alkali aluminosilicate glass of claim 1, wherein the alkali aluminosilicate glass has a potassium/sodium interdiffusion coefficient of at least about 2.4×10^{-10} cm²/s at 410°C.

24. The alkali aluminosilicate glass of claim 23, wherein the potassium/sodium interdiffusion coefficient is in a range from about 2.4×10^{-10} cm²/s up to about 1.5×10^{-9} cm²/s at 410°C.

25. The alkali aluminosilicate glass of claim 1, wherein the glass satisfies:

$$0.6 < [M_2O_3 \text{ (mol\%)} / R_xO \text{ (mol\%)}] < 1.4.$$

26. An alkali aluminosilicate glass comprising at least about 4% P₂O₅, wherein the alkali aluminosilicate glass is ion exchanged to a depth of layer of at least about 10 μm, and wherein:

i. $0.6 < [M_2O_3 \text{ (mol\%)} / R_xO \text{ (mol\%)}] < 1.4$; or

ii. $1.3 < [(P_2O_5 + R_2O) / M_2O_3] \leq 2.3$;

where $M_2O_3 = Al_2O_3 + B_2O_3$, R_xO is the sum of monovalent and divalent cation oxides present in the alkali aluminosilicate glass, and R_2O is the sum of divalent cation oxides present in the alkali aluminosilicate glass.

27. The alkali aluminosilicate glass of claim 26, wherein the glass satisfies:

$$0.6 < [M_2O_3 \text{ (mol\%)} / R_xO \text{ (mol\%)}] < 1.4.$$

28. The alkali aluminosilicate glass of claim 27, wherein the glass satisfies:

$$0.6 < [M_2O_3(\text{mol}\%) / R_xO(\text{mol}\%)] < 1.$$

29. The alkali aluminosilicate glass of claim 26, wherein the glass satisfies:

$$1.3 < [(P_2O_5 + R_2O) / M_2O_3] \leq 2.3.$$

30. The alkali aluminosilicate glass of claim 29, wherein the glass satisfies:

$$1.5 < [(P_2O_5 + R_2O) / M_2O_3] \leq 2.0.$$

31. The alkali aluminosilicate glass of claim 26, further comprising less than 1 mol% K_2O .
32. The alkali aluminosilicate glass of claim 26, further comprising less than 1 mol% B_2O_3 .
33. The alkali aluminosilicate glass of claim 26, wherein the alkali aluminosilicate glass has a potassium/sodium interdiffusion coefficient of at least about $2.4 \times 10^{-10} \text{ cm}^2/\text{s}$ at 410°C .
34. The alkali aluminosilicate glass of claim 33, wherein the potassium/sodium interdiffusion coefficient is in a range from about $2.4 \times 10^{-10} \text{ cm}^2/\text{s}$ up to about $1.5 \times 10^{-9} \text{ cm}^2/\text{s}$ at 410°C .
35. The alkali aluminosilicate glass of Claim 26, wherein the glass has a compressive layer extending from a surface of the glass to the depth of layer, and wherein the compressive layer is under a compressive stress of at least about 300 MPa.
36. The alkali aluminosilicate glass of Claim 26, wherein the ion exchanged glass has a Vickers indentation crack initiation load of at least about 7 kgf.
37. The alkali aluminosilicate glass of Claim 36, wherein the ion exchanged glass has a Vickers indentation crack initiation load of at least about 12 kgf.
38. The alkali aluminosilicate glass of Claim 1, wherein the monovalent and divalent cation oxides are selected from the group consisting of Li_2O , Na_2O , K_2O , Rb_2O , Cs_2O , MgO , CaO , SrO , BaO , and ZnO .

39. The alkali aluminosilicate glass of Claim 1, wherein the alkali aluminosilicate glass comprises from about 40 mol% to about 70 mol% SiO₂; from about 11 mol% to about 25 mol% Al₂O₃; from about 4 mol% to about 15 mol% P₂O₅; and from about 13 mol% to about 25 mol% Na₂O.
40. The alkali aluminosilicate glass of claim 14, wherein the alkali aluminosilicate glass comprises from about 50 mol% to about 65 mol% SiO₂; from about 14 mol% to about 20 mol% Al₂O₃; from about 4 mol% to about 10 mol% P₂O₅; and from about 14 mol% to about 20 mol% Na₂O.
41. The alkali aluminosilicate glass of claim 14, wherein the alkali aluminosilicate glass further comprises less than 1 mol% K₂O.
42. The alkali aluminosilicate glass of claim 14, wherein the alkali aluminosilicate glass further comprises less than 1 mol% B₂O₃.
43. The alkali aluminosilicate glass of Claim 14, wherein the potassium/sodium interdiffusion coefficient is in a range from about 2.4×10^{-10} cm²/s up to about 1.5×10^{-9} cm²/s at 410°C.
44. A method of strengthening an alkali aluminosilicate glass, the method comprising:
 - a. providing the alkali aluminosilicate glass of claim 1 or claim 26, and
 - b. immersing the alkali aluminosilicate glass in an ion exchange bath for a time period of up to about 24 hours to form a compressive layer extending from a surface of the alkali aluminosilicate glass to a depth of layer of at least 10 μm.
45. The method of claim 44, wherein the glass satisfies:

$$[M_2O_3(\text{mol}\%)/R_xO(\text{mol}\%)] < 1.4.$$
46. The method of claim 44, wherein the glass satisfies:

$$[M_2O_3(\text{mol}\%)/R_xO(\text{mol}\%)] < 1.$$
47. The method of claim 44, wherein the glass satisfies:

$$0.6 < [M_2O_3(\text{mol}\%)/R_xO(\text{mol}\%)] < 1.4.$$

48. The method of claim 44, wherein the glass satisfies:

$$0.6 < [M_2O_3 (\text{mol}\%)/R_xO(\text{mol}\%)] < 1.$$

49. The method of claim 44, wherein the glass satisfies:

$$1.3 < [(P_2O_5 + R_2O)/M_2O_3] \leq 2.3.$$

50. The method of claim 44, wherein the glass satisfies:

$$1.5 < [(P_2O_5 + R_2O)/M_2O_3] \leq 2.0.$$

51. The method of claim 44, wherein the alkali aluminosilicate glass comprises less than 1 mol% K₂O.

52. The method of claim 44, wherein the alkali aluminosilicate glass comprises less than 1 mol% B₂O₃.

53. The method of claim 44, wherein the compressive layer is under a compressive stress of at least about 300 MPa.

54. The method of claim 44, wherein the ion exchanged glass has a Vickers indentation crack initiation load of at least about 7 kgf.

55. The method of claim 44, wherein the ion exchanged glass has a Vickers indentation crack initiation load of at least about 12 kgf.

FIG. 1

100

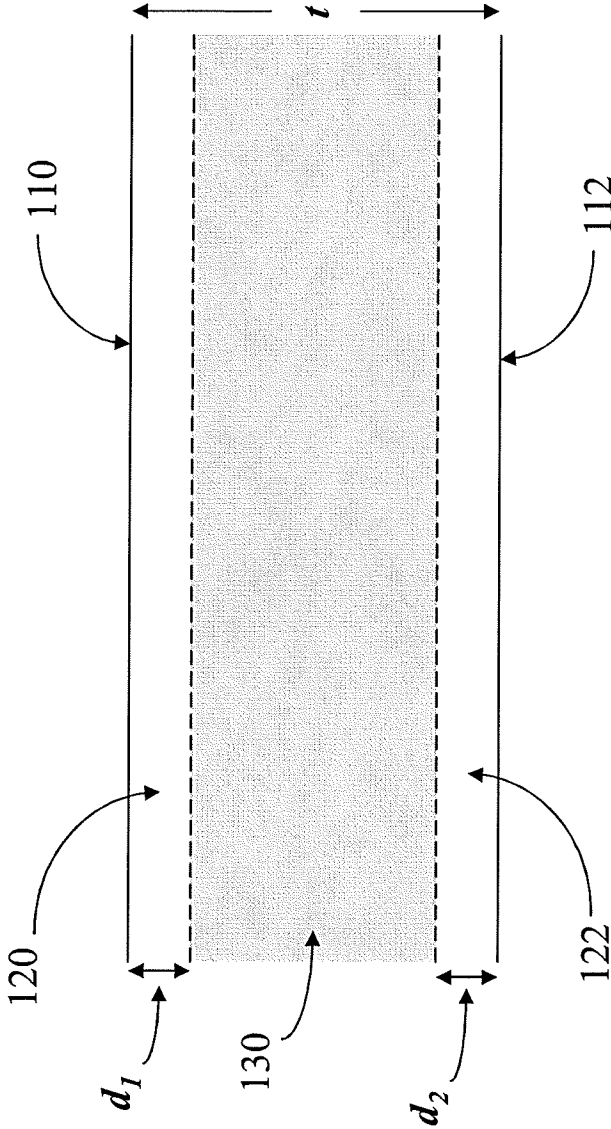
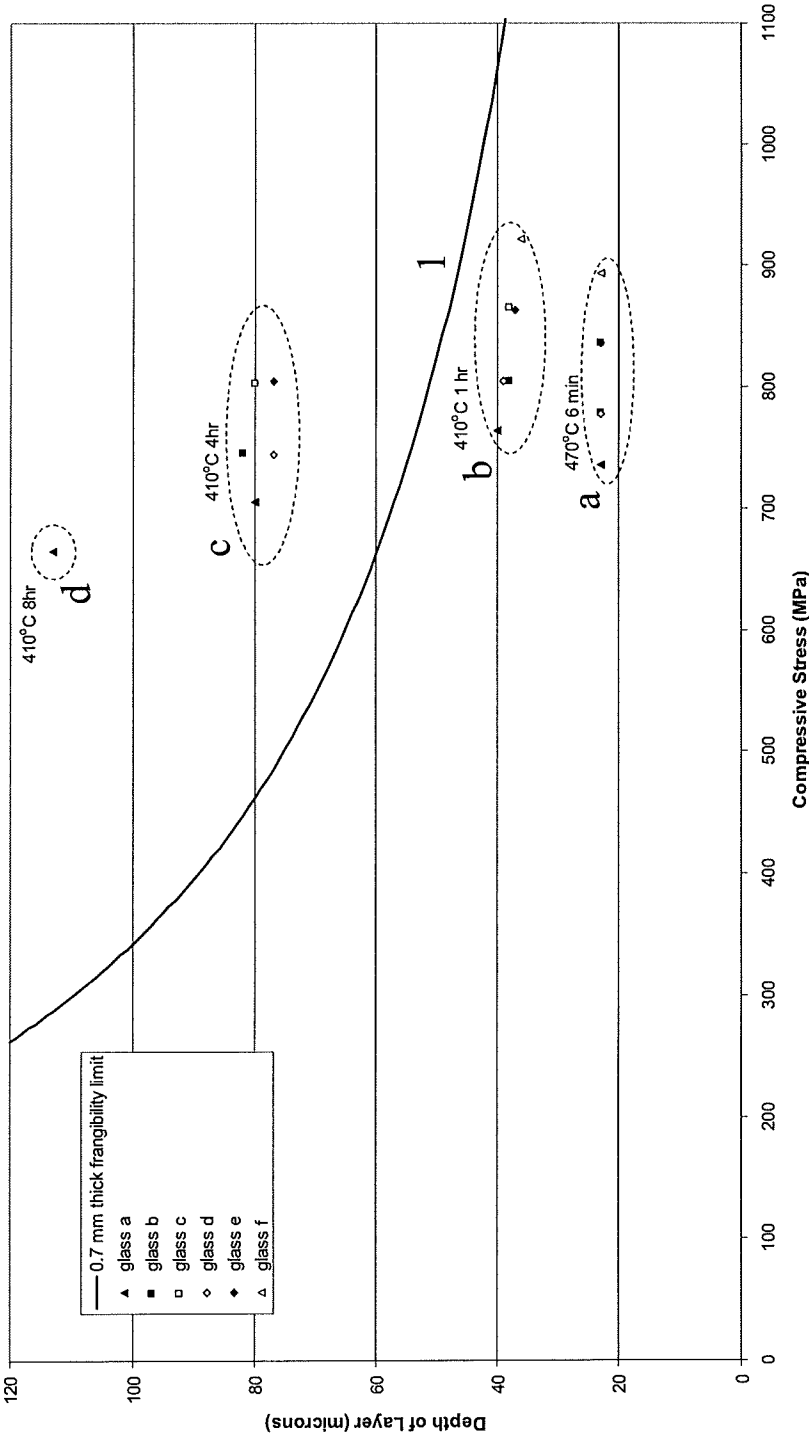


FIG. 2



INTERNATIONAL SEARCH REPORT

International application No.

PCT/US 12/65263

A. CLASSIFICATION OF SUBJECT MATTER

IPC(8) - C03B 5/00 (2012.01)

USPC - 65/134.1

According to International Patent Classification (IPC) or to both national classification and IPC

B. FIELDS SEARCHED

Minimum documentation searched (classification system followed by classification symbols)

IPC: C03B 5/00 (2012.01)

USPC: 65/134.1

Documentation searched other than minimum documentation to the extent that such documents are included in the fields searched
USPC: 65/134.3; 501/66,69,72; 428/410 (keywords limited; search terms below)

Electronic data base consulted during the international search (name of data base and, where practicable, search terms used)

PubWEST(PGPB,USPT,EPAB,JPAB); Google Scholar; Google Patents

search terms: ion exchange\$5 "alkali aluminosilicate" "alkali aluminosilicates"glass\$2 phosphate\$2 Al2O3 K2O potassium sodium interdiffusion Vickers B2O3

C. DOCUMENTS CONSIDERED TO BE RELEVANT

Category*	Citation of document, with indication, where appropriate, of the relevant passages	Relevant to claim No.
X --- Y	US 2004/0187521 A1 (Sato) 30 September 2004 (30.09.2004), especially, para [0013]-[0022] and [0103].	1, 4-9, 16, 38 ----- 2, 3, 10-15, 17-25, 29-32, 39-43, 44/1, 45-55
X --- Y	US 2011/0201490 A1 (Barefoot et al.) 18 August 2011 (18.08.2011), especially, para [0006], [0012], [0030], [0032], [0033], [0036]-[0038] and [0047].	26-28, 35-37, 44/26 ----- 2, 3, 10-15, 17-22, 25, 29-34, 39-43, 44/1, 45-55
Y	US 3,728,095 A (Grubb et al.) 17 April 1973 (17.04.1973), especially, col 4, ln 5-20.	23, 24, 33, 34, 43

☐ Further documents are listed in the continuation of Box C.

* Special categories of cited documents:

"A" document defining the general state of the art which is not considered to be of particular relevance

"E" earlier application or patent but published on or after the international filing date

"L" document which may throw doubts on priority claim(s) or which is cited to establish the publication date of another citation or other special reason (as specified)

"O" document referring to an oral disclosure, use, exhibition or other means

"P" document published prior to the international filing date but later than the priority date claimed

"T" later document published after the international filing date or priority date and not in conflict with the application but cited to understand the principle or theory underlying the invention

"X" document of particular relevance; the claimed invention cannot be considered novel or cannot be considered to involve an inventive step when the document is taken alone

"Y" document of particular relevance; the claimed invention cannot be considered to involve an inventive step when the document is combined with one or more other such documents, such combination being obvious to a person skilled in the art

"&" document member of the same patent family

Date of the actual completion of the international search

6 January 2013 (06.01.2013)

Date of mailing of the international search report

01 FEB 2013

Name and mailing address of the ISA/US

Mail Stop PCT, Attn: ISA/US, Commissioner for Patents
P.O. Box 1450, Alexandria, Virginia 22313-1450

Facsimile No. 571-273-3201

Authorized officer:

Lee W. Young

PCT Helpdesk: 571-272-4300

PCT OSP: 571-272-7774