

(12) STANDARD PATENT
(19) AUSTRALIAN PATENT OFFICE

(11) Application No. **AU 2011276552 B2**

(54) Title
Oral formulation of kinase inhibitors

(51) International Patent Classification(s)
A61K 9/00 (2006.01)

(21) Application No: **2011276552**

(22) Date of Filing: **2011.06.28**

(87) WIPO No: **WO12/006081**

(30) Priority Data

(31) Number
61/359,694

(32) Date
2010.06.29

(33) Country
US

(43) Publication Date: **2012.01.12**

(44) Accepted Journal Date: **2015.09.03**

(71) Applicant(s)
Verastem, Inc.

(72) Inventor(s)
Chen, Andrew Xian;Tsai, Yali J.

(74) Agent / Attorney
Shelston IP, L 21 60 Margaret St, Sydney, NSW, 2000

(56) Related Art
WO 2008/115369 A2
US 2008/0119515 A1

(12) INTERNATIONAL APPLICATION PUBLISHED UNDER THE PATENT COOPERATION TREATY (PCT)

(19) World Intellectual Property Organization
International Bureau



(43) International Publication Date
12 January 2012 (12.01.2012)

(10) International Publication Number
WO 2012/006081 A1

(51) International Patent Classification:
A61K 9/00 (2006.01)

(21) International Application Number:
PCT/US2011/042162

(22) International Filing Date:
28 June 2011 (28.06.2011)

(25) Filing Language: English

(26) Publication Language: English

(30) Priority Data:
61/359,694 29 June 2010 (29.06.2010) US

(71) Applicant (for all designated States except US):
PONIARD PHARMACEUTICALS, INC. [US/US];
300 Elliot Avenue West, Suite 500, Seattle, Washington
98119-4114 (US).

(72) Inventors; and

(75) Inventors/Applicants (for US only): **CHEN, Andrew Xian** [US/US]; 4646 Bryson Ter, San Diego, California 92130 (US). **TSAI, Yali J.** [US/US]; 6025 Hillpointe Row, La Jolla, California 92037 (US).

(74) Agents: **ARORA, Suneel** et al.; Schwegman, Lundberg & Woessner, P.A. P.O. Box 2938, Minneapolis, Minnesota 55402 (US).

(81) Designated States (unless otherwise indicated, for every kind of national protection available): AE, AG, AL, AM, AO, AT, AU, AZ, BA, BB, BG, BH, BR, BW, BY, BZ, CA, CH, CL, CN, CO, CR, CU, CZ, DE, DK, DM, DO, DZ, EC, EE, EG, ES, FI, GB, GD, GE, GH, GM, GT, HN, HR, HU, ID, IL, IN, IS, JP, KE, KG, KM, KN, KP, KR, KZ, LA, LC, LK, LR, LS, LT, LU, LY, MA, MD, ME, MG, MK, MN, MW, MX, MY, MZ, NA, NG, NI, NO, NZ, OM, PE, PG, PH, PL, PT, RO, RS, RU, SC, SD, SE, SG, SK, SL, SM, ST, SV, SY, TH, TJ, TM, TN, TR, TT, TZ, UA, UG, US, UZ, VC, VN, ZA, ZM, ZW.

(84) Designated States (unless otherwise indicated, for every kind of regional protection available): ARIPO (BW, GH, GM, KE, LR, LS, MW, MZ, NA, SD, SL, SZ, TZ, UG, ZM, ZW), Eurasian (AM, AZ, BY, KG, KZ, MD, RU, TJ, TM), European (AL, AT, BE, BG, CH, CY, CZ, DE, DK, EE, ES, FI, FR, GB, GR, HR, HU, IE, IS, IT, LT, LU, LV, MC, MK, MT, NL, NO, PL, PT, RO, RS, SE, SI, SK, SM, TR), OAPI (BF, BJ, CF, CG, CI, CM, GA, GN, GQ, GW, ML, MR, NE, SN, TD, TG).

Published:

- with international search report (Art. 21(3))
- before the expiration of the time limit for amending the claims and to be republished in the event of receipt of amendments (Rule 48.2(h))

(54) Title: ORAL FORMULATION OF KINASE INHIBITORS

(57) Abstract: The invention is directed to formulations of bioactive compounds of limited water solubility, inhibitors of focal adhesion kinase (FAK) of the 2,4-diaminopyridine class, adapted for oral administration to patients. The formulations are self-emulsifying in the gastrointestinal tract of the patients, providing enhanced absorption and bioavailability of the bioactive compounds as dispersions or emulsions in an oil base. For example, esters of PEG-ylated glycerol can be used as the oil, in conjunction with surfactants such as lecithin and TEPG succinate and solubilizers such as PEG 400 to provide useful oral formulations for administration to patients having a malcondition wherein inhibition of FAK is medically indicated, such as cancer or arthritis.



WO 2012/006081 A1

ORAL FORMULATIONS OF KINASE INHIBITORS

CROSS-REFERENCE TO RELATED APPLICATIONS

This application claims the priority of U.S. provisional application Serial Number 61/359,694, filed June 29, 2010, which is incorporated by reference herein in its entirety.

BACKGROUND

Any discussion of the prior art throughout the specification should in no way be considered as an admission that such prior art is widely known or forms part of common general knowledge in the field.

Small-molecule inhibitors of various classes of kinases have become significant exploratory medicinal compounds. However, certain kinase inhibitors possess properties of low water solubility and poor oral bioavailability.

Among the various classes of kinases for which experimental small-molecule inhibitors have been developed are the family known as Focal Adhesion Kinase. Focal adhesion kinase (FAK) has recently been established as a key component of the signal transduction pathways triggered by integrins. Aggregation of FAK with integrins and cytoskeletal proteins in focal contacts has been proposed to be responsible for FAK activation. Recent results from a number of different approaches have shown that integrin signaling through FAK leads to increased cell migration on fibronectin as well as potentially regulating cell proliferation and survival. JL Guan (1997 Aug-Sep), Int J Biochem Cell Biol., 29(8-9):1085-96. Interaction with integrin and focal adhesion kinase (FAK) regulates the cancer cell adhesion and invasion into extracellular matrix (ECM). In addition, phosphorylation of FAK correlates with the increase of cell motility and invasion. Adhesion and spreading of cancer cells on a variety of ECM proteins, including collagen type IV, leads to an increase in tyrosine phosphorylation and activation of FAK. H Sawai, et al. (2005), Molecular Cancer, 4:37.

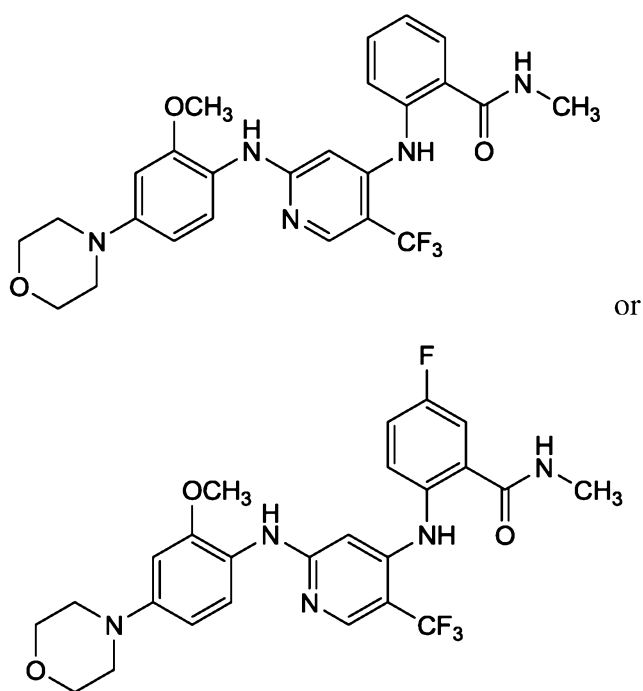
Certain compounds of the 2,4-diaminopyridine class of inhibitors show promise in the treatment of malconditions that may be affected by FAK, such as proliferative disorders such as cancer and inflammatory disorders such as arthritis. See, for example, published PCT application WO2008/115369, wherein compounds of this type are disclosed. For effective therapeutic use, such compounds must be formulated to provide adequate pharmacokinetic properties, such as AUC. Oral administration of compounds is

generally preferred by the patient population, so oral formulations providing favorable pharmacokinetics are needed.

SUMMARY

The invention is directed to formulations of kinase inhibitors, such as small-molecule inhibitors of Focal Adhesion Kinase, adapted for oral administration to patients. In various embodiments, the oral formulations are self-emulsifying formulations adapted to provide favorable pharmacokinetic properties for compound often of limited water solubility.

According to a first aspect of the invention there is provided an oral formulation for administration of a kinase inhibitor of the formula



or any pharmaceutically acceptable salt thereof, comprising about 2 wt% to about 5 wt% of the kinase inhibitor, about 35 to 50 wt% of a glyceryl caprate / caprylate ester, about 20 to 40 wt% of a lecithin, about 15 to 30 wt% of an alpha-tocopheryl polyethylene glycol 1000 succinate, and up to about 10% PEG 400.

In various embodiments, the invention provides an oral formulation for administration of a kinase inhibitor, comprising

- (a) the kinase inhibitor in pharmaceutically acceptable form;
- (b) an oil;
- (c) a solubilizer; and
- (d) a surfactant.

In various embodiments, the invention provides a method for treatment of a malcondition in a patient wherein inhibition of a kinase is medically indicated, comprising orally administering to the patient an effective amount the formulation of the invention in a dose, at a frequency and for a duration of time to provide a beneficial effect to the patient.

In various embodiments, the invention provides a method of preparing the formulation of the invention, comprising combining the kinase inhibitor and the solubilizing agent and, optionally, an organic solvent, then combining with the oil and the surfactant.

10

DETAILED DESCRIPTION

Unless the context clearly requires otherwise, throughout the description and the claims, the words “comprise”, “comprising”, and the like are to be construed in an inclusive sense as opposed to an exclusive or exhaustive sense; that is to say, in the sense of “including, but not limited to”.

15

The term "about" as used herein, when referring to a numerical value or range, allows for a degree of variability in the value or range, for example, within 10%, or within 5% of a stated value or of a stated limit of a range.

As used herein, "individual" (as in the subject of the treatment) means both mammals and non-mammals. Mammals include, for example, humans; _____

20

non-human primates, e.g. apes and monkeys; and non-primates, e.g. dogs, cats, cattle, horses, sheep, and goats. Non-mammals include, for example, fish and birds.

The term "disease" or "disorder" or "malcondition" are used interchangeably, and are used to refer to diseases or conditions wherein Focal Adhesion Kinase (FAK) plays a role in the biochemical mechanisms involved in the disease or malcondition such that a therapeutically beneficial effect can be achieved by acting on the kinase. "Acting on" FAK can include binding to FAK and/or inhibiting the bioactivity of FAK.

"Administering" or "administration" refers to providing a medicinal compound to a patient in need thereof. A "dose" is the amount of the active pharmaceutical ingredient (API), in this case picoplatin, that is provided in a single administration. A "frequency" of administration refers to how often the medication is given when repeated doses are prescribed; for example, the medication can be administered daily. A "duration" refers to the period of time over which repeated doses are administered; for example, the picoplatin can be administered for a duration of two weeks.

The expression "effective amount", when used to describe therapy to an individual suffering from a disorder, refers to the amount of a compound of the invention that is effective to inhibit or otherwise act on FAK in the individual's tissues wherein FAK involved in the disorder is active, wherein such inhibition or other action occurs to an extent sufficient to produce a beneficial therapeutic effect.

"Substantially" as the term is used herein means completely or almost completely; for example, a composition that is "substantially free" of a component either has none of the component or contains such a trace amount that any relevant functional property of the composition is unaffected by the presence of the trace amount, or a compound is "substantially pure" if there are only negligible traces of impurities present.

"Treating" or "treatment" within the meaning herein refers to an alleviation of symptoms associated with a disorder or disease, or inhibition of further progression or worsening of those symptoms, or prevention or prophylaxis of the disease or disorder, or curing the disease or disorder. Similarly, as used herein, an "effective amount" or a "therapeutically effective

amount” of a compound of the invention refers to an amount of the compound that alleviates, in whole or in part, symptoms associated with the disorder or condition, or halts or slows further progression or worsening of those symptoms, or prevents or provides prophylaxis for the disorder or condition. In particular, a
5 "therapeutically effective amount" refers to an amount effective, at dosages and for periods of time necessary, to achieve the desired therapeutic result. A therapeutically effective amount is also one in which any toxic or detrimental effects of compounds of the invention are outweighed by the therapeutically beneficial effects.

10 A “formulation” as the term is used herein is a composition of matter including picoplatin and other components, such as excipients, stabilizers, dispersants, surfactants, and the like.

“Self-emulsifying” refers to a property of a formulation wherein upon contacting the formulation with an aqueous medium, such as in the
15 gastro-intestinal tract of a patient, the formulation spontaneously forms an emulsion.

An “oil” as the term is used herein refers to an organic liquid, which is water-insoluble, or at least only partially water-soluble, that can form a separate phase in the presence of water. An example of an “oil” is a glyceride such as a
20 medium chain triglyceride, or a medium chain mono- or di-glyceride, or castor oil. Another example of an oil is a fatty ester. A fatty ester refers to an alkyl ester of a fatty acid. An example is ethyl oleate. “MCT oil” refers to medium chain triglyceride oil. Examples include the MCT oil sold under the Miglyol trademark, such as Miglyol 912, a caprylate/caprates (octanoate/decanoate
25 triglyceride).

“Miglyol 812” (Sasol Germany GmbH, Witten, Germany) refers to a medium chain triglyceride wherein the acid moieties are caprylic and capric acid. Miglyol is a trademark identifying the source of this and other varieties of MCT oil.

30 “Capmul MCM” is a glyceryl caprate / caprylate ester.

“Labrafil M 2125” is a linoleoyl PEG-glyceride, i.e., a linoleic ester of PEG-ylated glycerol.

A “surfactant” as the term is used herein is a substance that reduces interfacial surface tension between immiscible liquids such as oil and water,

reduces surface tension of a water drop, and exhibits other surface-active properties as are well known in the art. Surfactants are also known as “emulsifiers.”

The term “weight average molecular weight” is well known in the art and
5 characterizes an average molecular weight of a polydisperse sample of a polymer.

A “PEG” or a “polyethyleneglycol” is a polymeric material composed of repeating $-\text{CH}_2\text{CH}_2\text{O}-$ units, wherein there are two or more units. Thus, diethyleneglycol and all higher polymers are polyethyleneglycols within the
10 meaning herein. A polyethyleneglycol can have a free OH group at either terminus or at both termini, or can alternatively include other groups such as an ether group at one or both ends, for example a dimethyl ether $\text{CH}_3\text{O}-(\text{CH}_2\text{CH}_2\text{O})_n-\text{OCH}_3$ or a monomethyl ether $\text{CH}_3\text{O}-(\text{CH}_2\text{CH}_2\text{O})_n-\text{OH}$. Such an ether-terminated PEG can also be referred to as a “polyethyleneglycol
15 ether”. PEG-400 is a PEG with a weight average molecular weight of about 400 DA. PEG-8000 is a PEG with a weight average molecular weight of about 8000 DA. A compound can be “PEG-ylated”, meaning that it bears at least one PEG group, which can be introduced in a variety of ways, such as by
20 polymerization of ethylene glycol initiated by the compound, or coupling of the compound with a preformed PEG.

“Polysorbate 80” refers to sorbitan mono-9-octadecanoate poly(oxy-1,2-ethanediyl) derivatives; they are well known as complex mixtures of polyoxyethylene ethers used as emulsifiers or dispersing agents in
pharmaceuticals.

25 “Sodium Lauryl Sulfate” is sodium dodecyl sulfate, a well known commercially available surfactant.

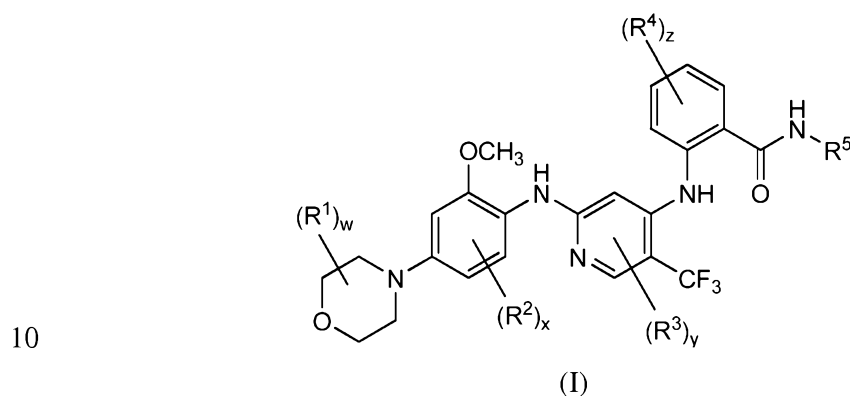
“Phospholipon 90G” or “PL90G” (American Lecithin Products, Oxford, CT) is a tradename for lecithin, minimum 94% phosphatidylcholine for the manufacture of liposomes. “Phospholipon 90H” or “PL90H” is a hydrogenated
30 PL90G. The term “PL90” refers to either one of these materials.

“Vitamin E TPGS” refers to the compound D-alpha-tocopheryl polyethylene glycol 1000 succinate.

In various embodiments, the invention provides an oral formulation for administration of a kinase inhibitor, comprising

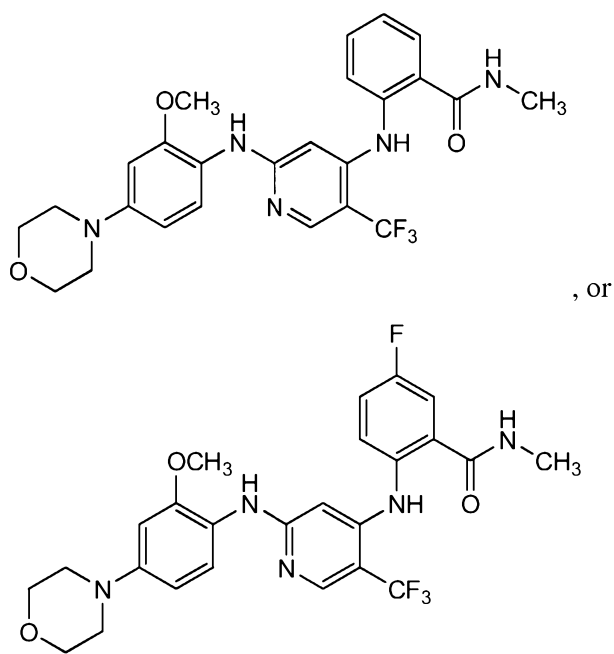
- (a) the kinase inhibitor in pharmaceutically acceptable form;
- (b) an oil;
- (c) a solubilizer; and
- (d) a surfactant.

5 For example, the formulation can comprise about 0.01 wt% to about 20 wt% of the kinase inhibitor. More specifically, the formulation can comprise about 2 wt% to about 7 wt% of the kinase inhibitor. In various embodiments, the kinase inhibitor can be of formula (I)



wherein

- R^1 is alkyl, aryl, cycloalkyl, heterocyclyl, aryl, or heteroaryl;
- R^2 , R^3 and R^4 are each independently alkyl, aryl, cycloalkyl,
- 15 heterocyclyl, aryl, heteroaryl, alkoxy, aryloxy, or fluoro;
- R^5 is hydrogen, alkyl, aryl, cycloalkyl, heterocyclyl, aryl, or heteroaryl;
- w is 1 to 4;
- x is 1 to 3;
- y is 1 to 2; and
- 20 z is 1 to 4;
- or any pharmaceutically acceptable salt thereof.
- More specifically, the kinase inhibitor can be of the formula



or any pharmaceutically acceptable salt thereof.

- 5 In various embodiments, the formulation can comprise about 20 wt% to about 80 wt% of the oil. The oil can be a composition selected from the set consisting of a medium chain triglyceride wherein the acid moieties are caprylic and capric acid (such as Migloyl 812), a glyceryl caprate / caprylate ester (such as Capmul MCM), a linoleoyl PEG-glyceride (such as Labrafil M 1944 CS),
- 10 castor oil, and oleic acid. Preferably, the oil is a glyceryl caprate / caprylate ester such as Capmul MCM.

- In various embodiments, the formulation can comprise about 5 wt% to about 50 wt% of the solubilizer. In various embodiments the solubilizer can comprise ethanol, isopropanol, propylene glycol, PEG 400, or glycerol, or any
- 15 combination thereof; optionally additionally comprising sodium lauryl sulfate (sodium dodecyl sulfate), polysorbate 80 (sorbitan mono-9-octadecanoate poly(oxy-1,2-ethanediyl) derivatives), or a combination thereof. Preferably, the solubilizer comprises PEG 400, for example the formulation can comprise up to about 10% PEG 400.

- 20 In various embodiments, the formulation can comprise about 5 wt% to about 50 wt% of the surfactant. In various embodiments, the surfactant can comprises a lecithin such as Phospholipon 90G, an alpha-tocopheryl polyethylene glycol 1000 succinate (Tocopheryl polyethylene glycol 400), or

any combination thereof. For example, the surfactant can comprise a mixture a lecithin such as Phospholipon 90G and an alpha-tocopheryl polyethylene glycol 1000 succinate such as Tocopheryl polyethylene glycol 400. More specifically, the surfactant comprise an approximately 1:1 mixture of a lecithin such as
5 Phospholipon 90G and an alpha-tocopheryl polyethylene glycol 1000 succinate such as Tocopheryl polyethylene glycol 400.

In various embodiments, a formulation of the invention can comprise about 2 wt% to about 5 wt% of the kinase inhibitor, about 35-50 wt% of a glyceryl caprate / caprylate ester (such as Capmul MCM), about 20-40 wt% of a
10 lecithin such as Phospholipon 90G, about 15-30 wt% of an -alpha-tocopheryl polyethylene glycol 1000 succinate such as Tocoperyl polyethylene glycol 1000 succinate, and up to about 10% PEG 400.

In various embodiments, the kinase inhibitor can be present in a formulation of the invention in free base form. In other embodiments, the kinase
15 inhibitor can be a pharmaceutically acceptable salt of the inhibitor, such as a hydrochloride salt. In various embodiments, the kinase inhibitor can be SR3721, SR2516, or SR3406, the structures of which are shown below.

In various embodiments, the formulation can be self-emulsifying in an aqueous medium. For example, the formulation can be self-emulsifying in the
20 gastrointestinal tract of a patient ingesting the formulation.

In various embodiments, a formulation of the invention, upon oral ingestion by a patient, can increase the pharmacokinetic parameter Area Under the Curve (AUC) in the patient relative to the AUC for a comparable dose of the same kinase inhibitor orally administered in a non-self-emulsifying formulation.

25 In various embodiments, the invention provides a method for treatment of a malcondition in a patient wherein inhibition of a kinase is medically indicated, comprising orally administering to the patient an effective amount the formulation of the invention in a dose, at a frequency and for a duration of time to provide a beneficial effect to the patient. In various embodiments, the
30 malcondition comprises a proliferative disorder such as cancer or an inflammatory disorder such as arthritis.

In various embodiments, the invention provides the use of a formulation of the invention for treatment of a malcondition. For example, the malcondition

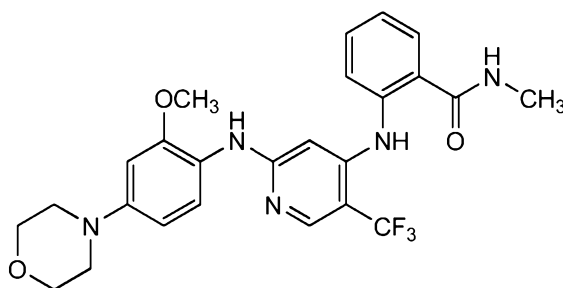
can comprise a proliferative disorder such as cancer or an inflammatory disorder such as arthritis.

In various embodiments, the invention provides a method of preparing a formulation of the invention, the method comprising combining the kinase
5 inhibitor and the solubilizing agent and, optionally, an organic solvent, then combining with the oil and the surfactant.

Examples

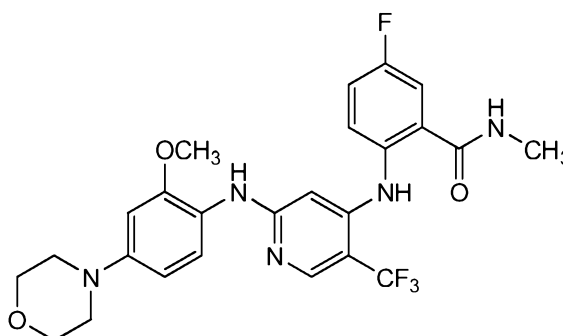
10 Exemplary Compounds for Formulation in a Composition of the Invention

SR2516:



15

SR3406:



Solubility of SR2516 and SR3406 in Selected Oils

20 This purpose of this study was to select an oil system as the vehicle base for the self-emulsifying formulation based on the solubility

Component

Name	Grade	Vendor	Lot
SR-2516		Poniard	07-00652
SR-3406		poniard	07-16643-S-1A
Miglyol 812	EP	Sasol	020201
Capmul MCM	USP	ABITEC	060429-7
Labrafil M 1944 CS	EP	Gattefosse	27715
Castor oil	Food	Spectrum	UI0653
Oleic acid	NF	Spectrum	0A2-108
Vitamin E acetate	USP	Roche	SJ1143

Compounding table (5% drug load)

Name	Formulation					
	F-1	F-2	F-3	F-4	F-5	F-6
SR APIs	25	25	25	25	25	25
Miglyol 812	475					
Capmul MCM		475				
Labrafil M 2125			475			
Castor oil				475		
Oleic acid					475	
Vitamin E acetate						475
Total	500	500	500	500	500	500

5 Procedure

1. Add 25 mg of each API in 2 mL eppendoff vial. Record weight.
2. Weigh out each excipient. Record weight.
3. Beadbeater 100 sec to mix well. If all dissolved, add additional 5-10 mg each time until excess solid is present.
4. Use a platform shaker to shake all vials overnight at 25 deg C.
5. Observe for clarity, presence and relative amount of precipitates.
6. Filter using spin-X (0.22 um).
7. Dilute the filtrate to normal concentration for HPLC analysis for drug concentration and purity%.
8. Keep the filtrate at room temperature and observe for ppt at longer time point(s) if needed.

20 Results

Analysis on filtrate samples

ID	Excipient	SR-2516*		
		Appearance	Solubility (mg/g)	Purity%
F1	Miglyol 812	Clear	0.3	91.3
F2	Capmul MCM	Clear, light yellow	8.4	98.9
F3	Labrafil M 1944 CS	Clear, light green	2.2	98.1
F4	Castor oil	Clear, light green	1.5	97.0
F5	Oleic acid	Clear, light gray	5.8	99.0

*Purity of SR-2516 standard solution is 98.9%

ID	Excipient	SR-3406*		
		Appearance	Solubility (mg/g)	Purity%
F1	Miglyol 812	Clear	0.3	100.0
F2	Capmul MCM	Clear, light yellow	13.6	98.5
F3	Labrafil M 1944 CS	Clear, light green	1.0	95.4
F4	Castor oil	Clear, light green	4.9	98.7
F5	Oleic acid	Clear light green	0.4	100.0

5 *Purity of SR-3406 standard solution is 99.8%

This purpose of this study was to select an oil / surfactant system(s) capable of dissolving SRs to the target concentration

10 Components

Name	Grade	Vendor	Lot
SR-2516		Poniard	07-00652
SR-3406		Poniard	07-16643-S-1A
Capmul MCM	USP	Abitech	060429-7
PL90G	EP	American Lecithin	50660
TPGS	EP	Eastman	50053
PEG400	NF	Croda	25322-68-3

Composition % (w/w)

Name	F-B1	F-B2	F-B3	F-B4	F-C1	F-C2	F-C3	F-C4
SR-2516	5	5	5	5				
SR-3406					5	5	5	5
Capmul MCM	45	45	35	35	45	45	35	35
PL90G	25	20	35	30	25	20	35	30
TPGS	25	20	25	20	25	20	25	20
PEG400		10		10		10		10
Total	100	100	100	100	100	100	100	100

ID	SR-2516*	
	Solubility (mg/g)	Purity%
F-B1	50.1	99.0
F-B2	49.2	98.7
F-B3	48.4	99.0
F-B4	48.6	98.8

* Purity of SR-2516 standard solution is 99.5%.

ID	SR-2516 appearance		
	Time 0	Day 3 @ 2-8 deg C	Day 7 @ 2-8 deg C
F-B1	Clear, bright yellow	Clear, darker yellow	Clear, darker yellow
F-B2	Clear, bright yellow	Clear, darker yellow	Clear, darker yellow
F-B3	Clear, bright yellow	Clear, darker yellow, 2 phases	Clear, darker yellow, 2 phases
F-B4	Clear, bright yellow	Clear, darker yellow, 2 phases	Clear, darker yellow, 2 phases

ID	SR-3406*	
	Solubility (mg/g)	Purity%
F-C1	49.5	99.5
F-C2	48.4	99.5
F-C3	52.8	99.4
F-C4	47.2	99.5

* Purity of SR-3406 standard solution is 99.0%.

ID	SR-3406 appearance		
	Time 0	Day 3 @ 2-8 deg C	Day 7 @ 2-8 deg C
F-C1	Clear, yellow	Clear, yellow	Clear, yellow
F-C2	Clear, yellow	Clear, yellow	Clear, yellow
F-C3	Clear, yellow	Clear, yellow, 2 phases	Clear, yellow, 2 phases
F-C4	Clear, yellow	Clear, yellow, 2 phases	Clear, yellow, 2 phases

This purpose of this study was to evaluate the stability of SR-261 and SR-3406 at 5% in F-1 formulation for up to 2 weeks.

5 Components

Name	Grade	Vendor	Lot
SR-2516		Poniard	07-00652
SR-3406		Poniard	07-16643-S-1A
Capmul MCM	USP	Abitech	060429-7
PL90G	EP	American Lecithin	50660
TPGS	EP	Eastman	50053
PEG400	NF	Croda	25322-68-3

Composition % (w/w)

Excipients	SR-2516		SR-3406	
	% (w/w)	gm	% (w/w)	gm
SR API	5	0.25	5	0.25
Capmul MCM	45	2.25	45	2.25
PL90G	25	1.25	25	1.25
Vitamin E TPGS	25	1.25	25	1.25
Total	100	5 gm	100	5 gm

Result

5 Time 0

Formulation	% residual acetone	Appearance	PH*	concentration (mg/g)	Purity%
SR-2516 (F-B1)	0.7	Clear, dark yellow	2.17	51.0	99.3
SR-3406 (F-C1)	0.9	Clear, yellow	2.69	50.5	98.8

*1:1 w/w dilution with DI-water

1-week

Formulation	Storage Condition	Appearance	PH*	concentration (mg/g)	Purity%	Recovery % (over T0)
SR-2516 (F-B1)	-20°C/ ambient RH	No change	2.16	50.0	99.6	98.0
	5°C/ ambient RH	No change	2.14	49.6	99.8	97.1
	25°C/ 60% RH	No change	2.10	51.4	98.0	100.7
SR-3406 (F-C1)	-20°C/ ambient RH	No change	2.60	49.4	99.3	97.8
	5°C/ ambient RH	No change	2.71	51.3	99.1	101.8
	25°C/ 60% RH	No change	2.70	49.7	98.9	98.5

*1:1 w/w dilution with DI-water

2-week

Formulation	Storage Condition	Appearance	PH*	concentration (mg/g)	Purity %	Recovery % (over T0)
SR-2516 (F-B1)	-20°C/ ambient RH	No change	2.14	49.50	99.4	96.9
	5°C/ ambient RH	No change	2.14	50.39	98.8	98.7
	25°C/ 60% RH	No change	2.18	51.52	97.9	100.9
SR-3406 (F-C1)	-20°C/ ambient RH	No change	2.65	49.50	99.4	95.9
	5°C/ ambient RH	No change	2.67	50.39	98.5	94.1
	25°C/ 60% RH	No change	2.71	51.52	96.4	94.4

*1:1 w/w dilution with DI-water

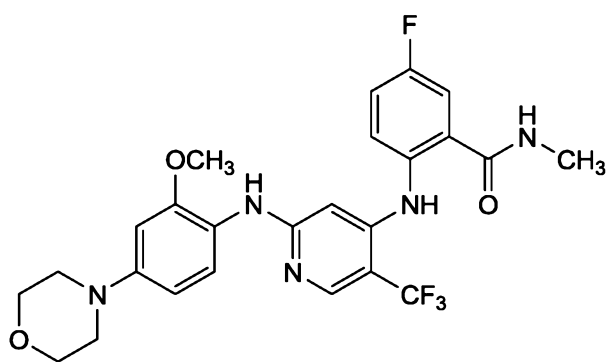
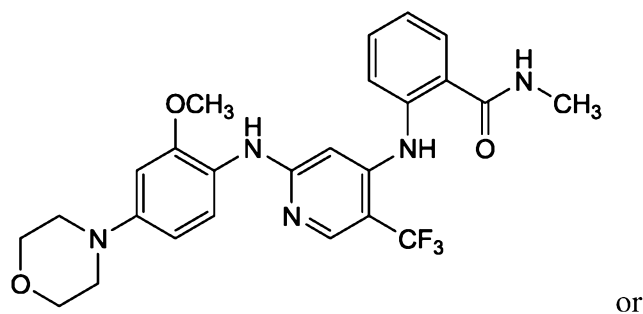
5 While the invention has been described and exemplified in sufficient detail for those skilled in this art to make and use it, various alternatives, modifications, and improvements will be apparent to those skilled in the art without departing from the spirit and scope of the claims.

10 All patents and publications referred to herein are incorporated by reference herein to the same extent as if each individual publication was specifically and individually indicated to be incorporated by reference in its entirety.

15 The terms and expressions which have been employed are used as terms of description and not of limitation, and there is no intention that in the use of such terms and expressions of excluding any equivalents of the features shown and described or portions thereof, but it is recognized that various modifications are possible within the scope of the invention claimed. Thus, it should be understood that although the present invention has been specifically disclosed by preferred embodiments and optional features, modification and variation of the concepts herein disclosed may be resorted to by those skilled in the art, and that
20 such modifications and variations are considered to be within the scope of this invention as defined by the appended claims.

CLAIMS

1. An oral formulation for administration of a kinase inhibitor of the formula



or any pharmaceutically acceptable salt thereof, comprising about 2 wt% to about 5 wt% of the kinase inhibitor, about 35 to 50 wt% of a glyceryl caprate / caprylate ester, about 20 to 40 wt% of a lecithin, about 15 to 30 wt% of an alpha-tocopheryl polyethylene glycol 1000 succinate, and up to about 10% PEG 400.

2. The formulation of claim 1 wherein the formulation is self-emulsifying.
3. The formulation of claim 2 wherein the formulation is self-emulsifying in the gastrointestinal tract of a patient ingesting the formulation.
4. The formulation of claim 3 wherein, after administration, the plasma exposure (AUC) is increased in the patient relative to the plasma exposure for a comparable dose orally administered in a non-self-emulsifying formulation.
5. The formulation according to any one of the preceding claims substantially as herein described with reference to any one or more of the examples but excluding comparative examples.