



US00D338458S

United States Patent [19]

[11] Patent Number: Des. 338,458

Guo

[45] Date of Patent: ** Aug. 17, 1993

[54] **PORTABLE HARD DISK DRIVE FOR ENGAGEMENT TO A COMPUTER**

D. 311,737 10/1990 Westwood et al. D14/114
D. 329,229 9/1992 Koch et al. D14/109
5,132,871 7/1992 Densham et al. D14/109 X

[75] Inventor: David C. Guo, Sunnyvale, Calif.

Primary Examiner—Wallace R. Burke
Assistant Examiner—Freda S. Nunn
Attorney, Agent, or Firm—Law Offices of Thomas E. Schatzel

[73] Assignee: CCT Inc., Palo Alto, Calif.

[**] Term: 14 Years

[21] Appl. No.: 741,812

[57] **CLAIM**

[22] Filed: Aug. 7, 1991

The ornamental design for a portable hard disk drive for engagement to computer, as shown and described.

[52] U.S. Cl. D14/109

[58] Field of Search D14/100, 105, 108, 109,
D14/114; D13/147, 184, 199; 360/99.12;
361/390-395

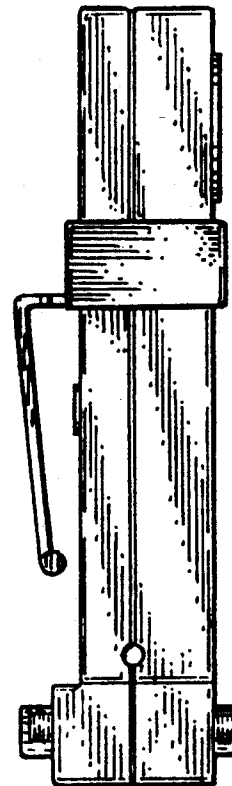
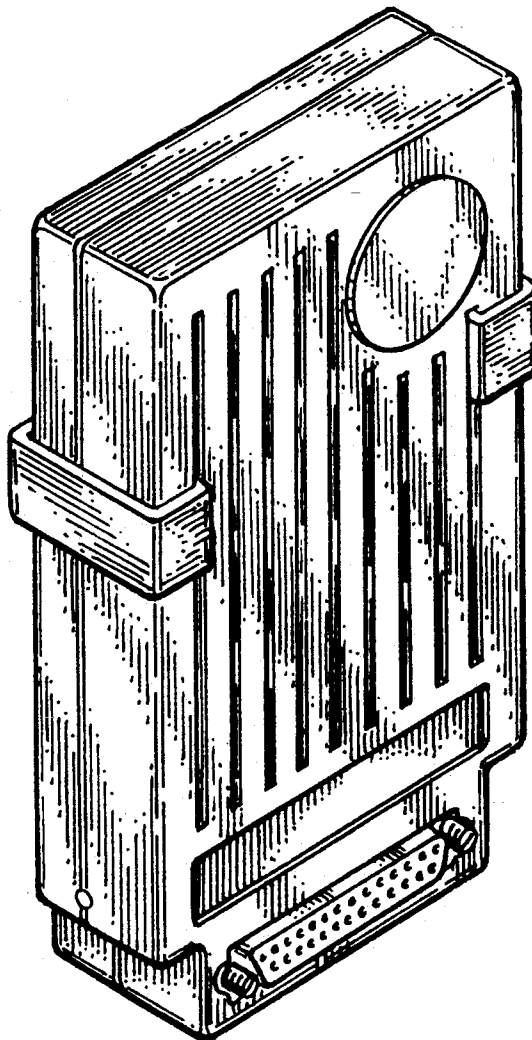
DESCRIPTION

[56] **References Cited**

U.S. PATENT DOCUMENTS

D. 186,981 1/1960 Hughes D14/100
D. 309,604 7/1990 Osaka et al. D14/109
D. 310,354 9/1990 Moriconi et al. D14/109
D. 310,355 9/1990 Trager D14/114 X

FIG. 1 is a perspective view of the portable hard disk drive for engagement to a computer;
FIG. 2 is a front elevational view thereof;
FIG. 3 is a back elevational view thereof;
FIG. 4 is a left side elevational view thereof;
FIG. 5 is a right side elevational view thereof;
FIG. 6 is a bottom plan view thereof; and,
FIG. 7 is a top plan view thereof.



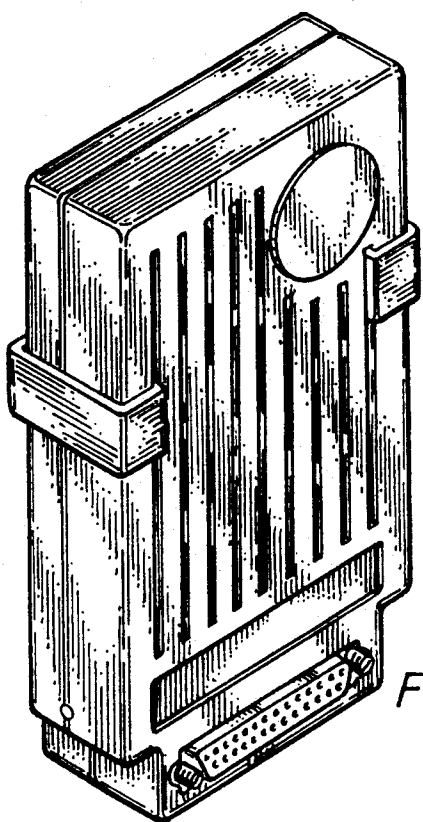


Fig.1

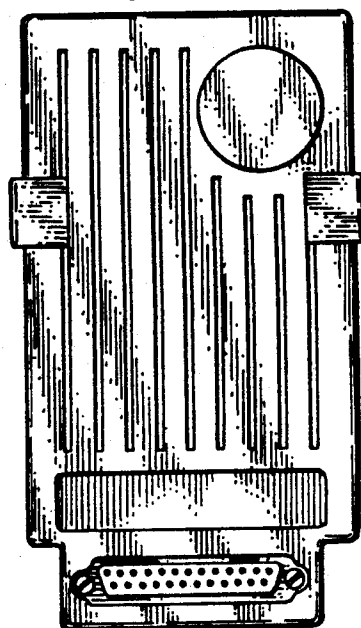


Fig.2

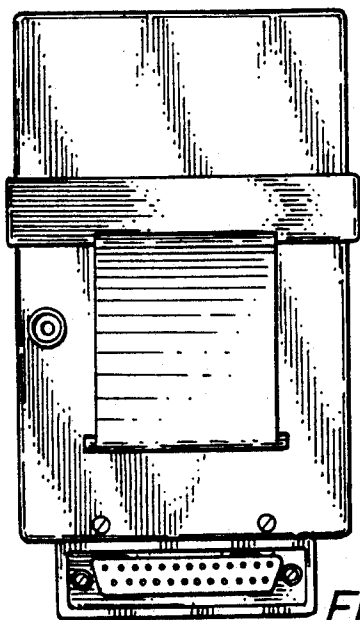


Fig.3

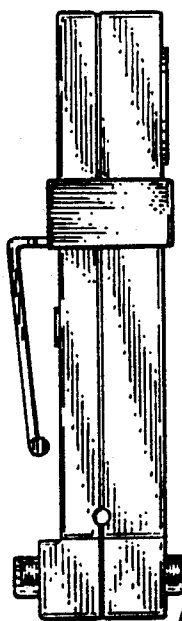


Fig.4

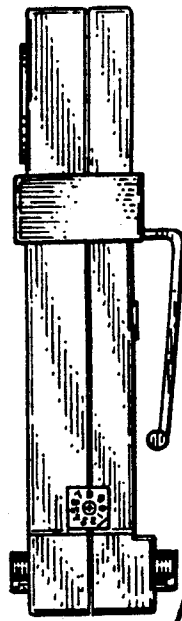


Fig.5




Fig.6




Fig.7