



US00D700160S

(12) **United States Design Patent**  
**Fisher et al.**

(10) **Patent No.:** **US D700,160 S**

(45) **Date of Patent:** **\*\* \*Feb. 25, 2014**

(54) **HEADSET CAMERA AND TELECOMMUNICATIONS DEVICE**

(75) Inventors: **Ronald Eugene Fisher**, San Francisco, CA (US); **Bryan Jonathan Davis**, San Francisco, CA (US); **James Fisher**, Walnut Creek, CA (US); **Andrew Merit**, San Francisco, CA (US)

(73) Assignee: **Eyecam, LLC**, San Francisco, CA (US)

(\*) Notice: This patent is subject to a terminal disclaimer.

(\*\*) Term: **14 Years**

(21) Appl. No.: **29/398,738**

(22) Filed: **Aug. 3, 2011**

(51) **LOC (10) Cl.** ..... **14-03**

(52) **U.S. Cl.**  
USPC ..... **D14/138 R**; D14/203.5; D16/202; D16/213

(58) **Field of Classification Search**

USPC ..... D14/138 R, 138 C, 138 G, 138 AD, D14/138 AB, 138 AC, 144, 205, 206, 223, D14/372, 128, 129, 203.5, 203.4, 192; 455/575.1, 556.1, 575.3, 575.4; D21/517; 345/8; D16/300, 309, 202, D16/212, 213, 208; 348/14.02, 164, 158, 348/376

See application file for complete search history.

(56) **References Cited**

**U.S. PATENT DOCUMENTS**

D179,150 S \* 11/1956 Norris ..... D14/192  
2,882,348 A \* 4/1959 Erickson ..... 381/330  
3,539,031 A 11/1970 Scanlon  
5,812,101 A \* 9/1998 Monarchie et al. .... 345/8

(Continued)

**OTHER PUBLICATIONS**

Bluetooth Headset-Camera, photo taken Nov. 1, 2007, by Jamais Cascio, [online], [site visited Jan. 18, 2013]. Available from Internet, <[http://www.flickr.com/photos/jamais\\_cascio/1817596072/](http://www.flickr.com/photos/jamais_cascio/1817596072/)>.\*

(Continued)

*Primary Examiner* — Jeffrey D Asch

(74) *Attorney, Agent, or Firm* — Michael A. Glenn; Perkins Coie LLP

(57) **CLAIM**

The ornamental design for a headset camera and telecommunications device, as shown and described.

**DESCRIPTION**

FIG. 1 is a front and right side perspective view of a headset camera and telecommunications device showing our new design with the battery omitted;

FIG. 2 is a front, right side, and bottom perspective view thereof with the battery in place;

FIG. 3 is a front, left side, and bottom perspective view thereof;

FIG. 4 is a right side, front, and top perspective view thereof;

FIG. 5 is a rear, left side, and top perspective view thereof with the battery omitted;

FIG. 6 is a top plan view thereof with the battery omitted;

FIG. 7 is a bottom plan view thereof;

FIG. 8 is a rear elevation view thereof;

FIG. 9 is a front elevation view thereof;

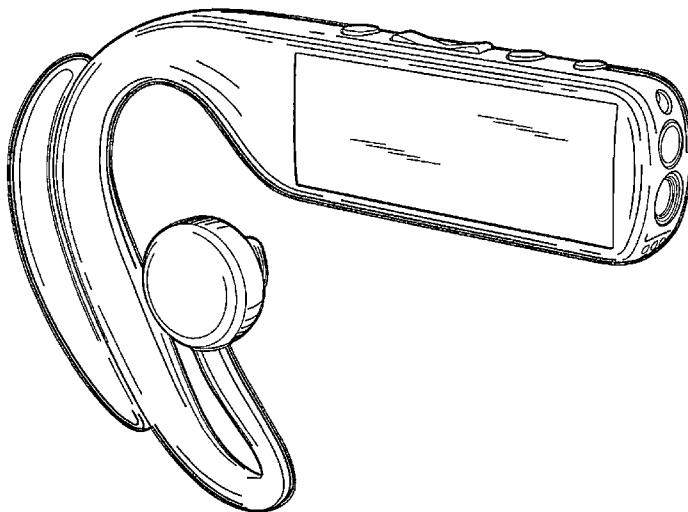
FIG. 10 is a left side elevation view thereof; and,

FIG. 11 is a right side elevation view thereof.

The broken line showing of eyewear in FIGS. 2 and 5 is for illustrative purposes only and forms no part of the claimed design.

The battery, which is one of two components that make up the claimed design, has been omitted from FIGS. 1 and 5-11 for convenience of illustration.

**1 Claim, 8 Drawing Sheets**



(56)

References Cited

U.S. PATENT DOCUMENTS

D439,574 S 3/2001 Katayama  
 D464,638 S 10/2002 Huang  
 D471,537 S \* 3/2003 Ham ..... D14/223  
 D494,296 S 8/2004 Shiu  
 D496,331 S \* 9/2004 Nan ..... D13/103  
 D501,196 S 1/2005 Dyer et al.  
 D512,984 S \* 12/2005 Ham ..... D14/205  
 D541,787 S \* 5/2007 Ma ..... D14/205  
 D549,215 S 8/2007 Lee  
 D555,690 S 11/2007 Choi  
 D556,804 S \* 12/2007 Ishida ..... D16/203  
 D559,831 S 1/2008 Lee  
 D565,596 S 4/2008 Kim  
 D568,903 S 5/2008 Seo  
 D572,234 S \* 7/2008 Reda et al. .... D14/205  
 D580,910 S 11/2008 Kim et al.  
 D586,329 S 2/2009 Birger  
 D591,263 S 4/2009 Shimizu  
 D594,030 S 6/2009 Rayn  
 D597,522 S 8/2009 Townsend et al.  
 D598,469 S 8/2009 Harris, Jr.  
 D601,126 S 9/2009 Christopher et al.  
 D616,465 S 5/2010 Jones et al.  
 D625,297 S \* 10/2010 Tseng et al. .... D14/223  
 D629,397 S \* 12/2010 Hensen ..... D14/223  
 D636,762 S \* 4/2011 Hensen ..... D14/223  
 D639,787 S 6/2011 Quek  
 D643,867 S \* 8/2011 Boland et al. .... D16/219  
 D647,877 S 11/2011 Son  
 D649,959 S 12/2011 Kim et al.  
 D650,810 S 12/2011 Lemelman et al.  
 D656,490 S \* 3/2012 Birger ..... D14/223  
 D659,115 S 5/2012 van der Werff  
 D662,913 S 7/2012 Birger  
 D665,774 S 8/2012 Akana et al.  
 8,390,533 B2 3/2013 Yamamoto  
 2008/0266448 A1 \* 10/2008 Reiner et al. .... 348/376

2009/0097690 A1 4/2009 Liu et al.  
 2009/0109286 A1 \* 4/2009 Ennis ..... 348/81  
 2009/0243968 A1 \* 10/2009 Nakazawa ..... 345/8  
 2009/0268032 A1 \* 10/2009 Jones et al. .... 348/164  
 2010/0039493 A1 \* 2/2010 Chao et al. .... 348/14.02  
 2010/0118158 A1 \* 5/2010 Boland et al. .... 348/211.2  
 2010/0245585 A1 \* 9/2010 Fisher et al. .... 348/164  
 2011/0254964 A1 \* 10/2011 Zhang ..... 348/207.1  
 2012/0068921 A1 \* 3/2012 Jacobsen et al. .... 345/156  
 2013/0033610 A1 2/2013 Osborn

OTHER PUBLICATIONS

Looxcie 2 Wearable Bluetooth Video Camcorder, Black, no posting date given, © 2013 Adorama Camera Inc., [online], [site visited Jan. 18, 2013]. Available from Internet, <URL: <http://www.adorama.com/LX2.html>>.\*  
 Looxcie iPhone compatible wearable camcorder, posted Dec. 7, 2010, by Michael, [online], [site visited Jan. 18, 2013]. Available from Internet, <URL: <http://www.techmagnews.com/looxcie-iphone-compatible-wearable-camcorder.html>>.\*  
 Product Profile: Looxcie Wearable Bluetooth Camcorder, posted Aug. 30, 2011 by Fred Singer, [online], [site visited Jan. 18, 2013]. Available from Internet, <URL: <http://www.adorama.com/alc/article/13210>>.\*  
 Articles Tagged “wearable device”, various articles posted by Simon Hill on Jan. 7 2013, J. Angelo Racoma on Nov. 14, 2012, Simon Hill on Oct. 8, 2012, Nathan Snyder on May 26, 2012, [online], [site visited Jan. 18, 2013]. Available from Internet, <URL: <http://www.androidauthority.com/tag/wearable-device/>>.\*  
 Looxcie 2 wearable camcorder slims down, adds some accessories, posted Jun. 7, 2011 by Donald Melanson, [online], [site visited Jan. 18, 2013]. Available from Internet, <URL: <http://www.engadget.com/2011/06/07/looxcie-2-wearable-camcorder-slims-down-adds-some-accessories/>>.\*

\* cited by examiner

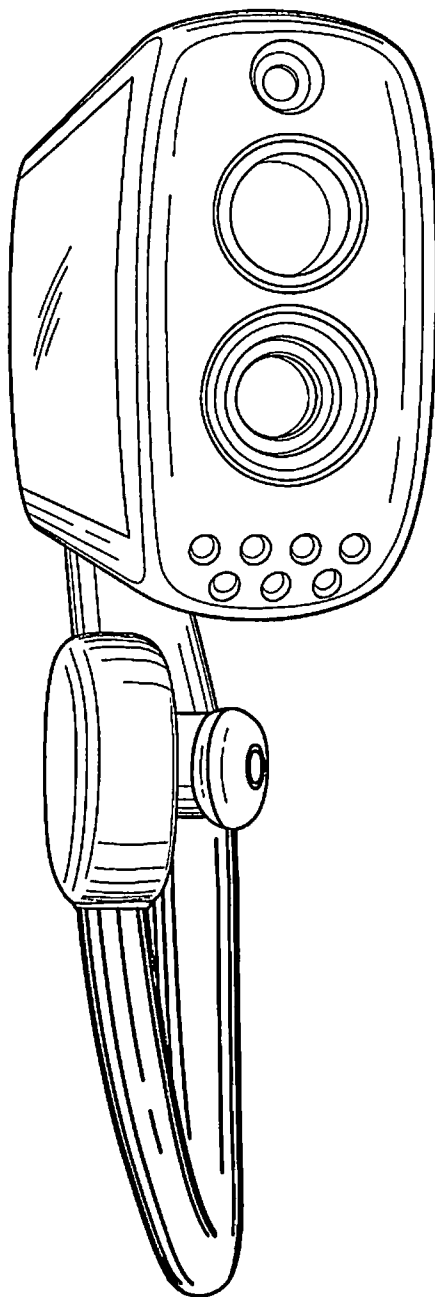


Fig. 1

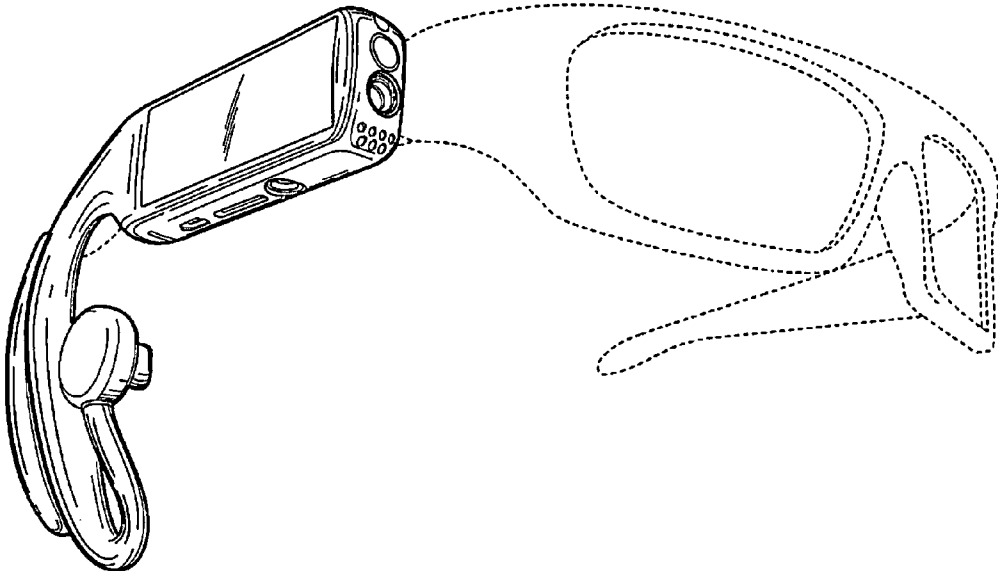


Fig. 2

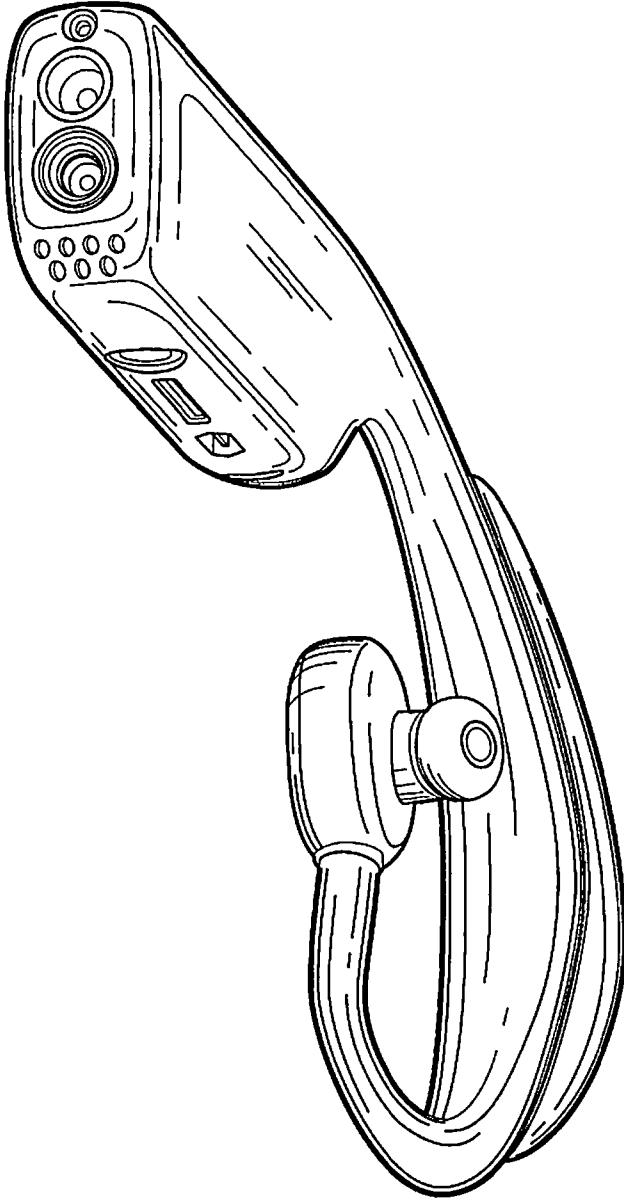


Fig. 3

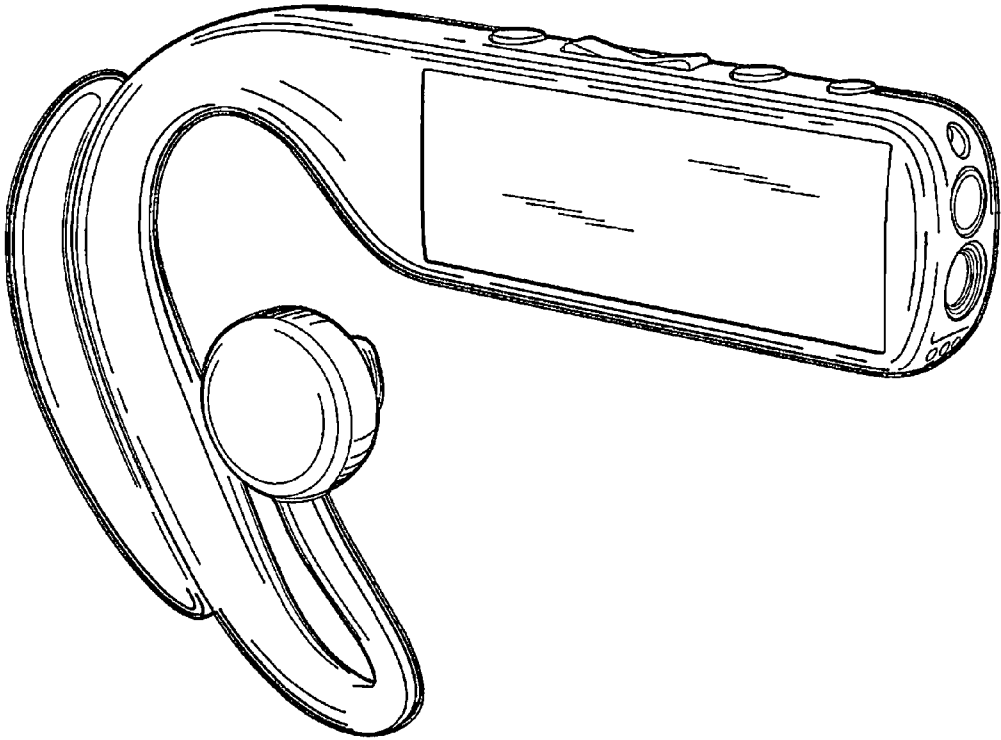


Fig. 4




Fig. 5

Fig. 6

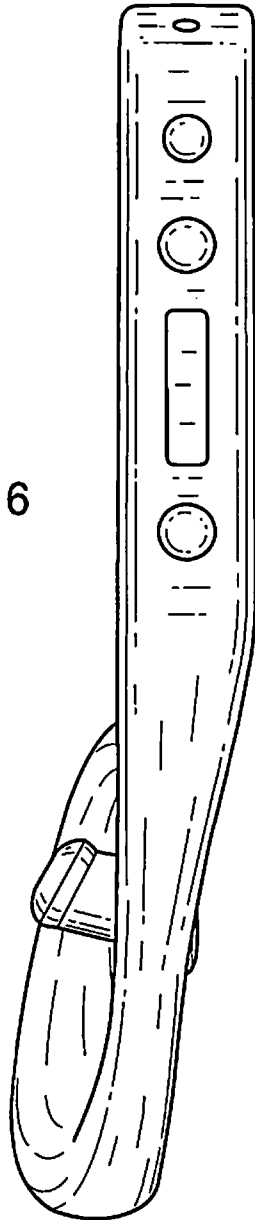


Fig. 7

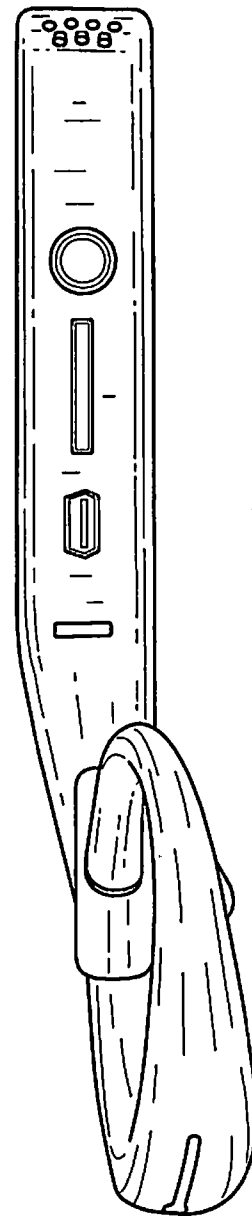


Fig. 8

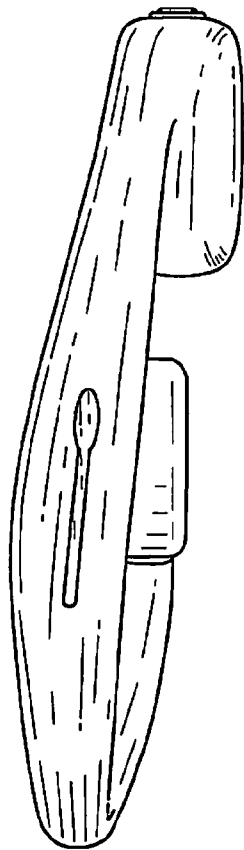



Fig. 9



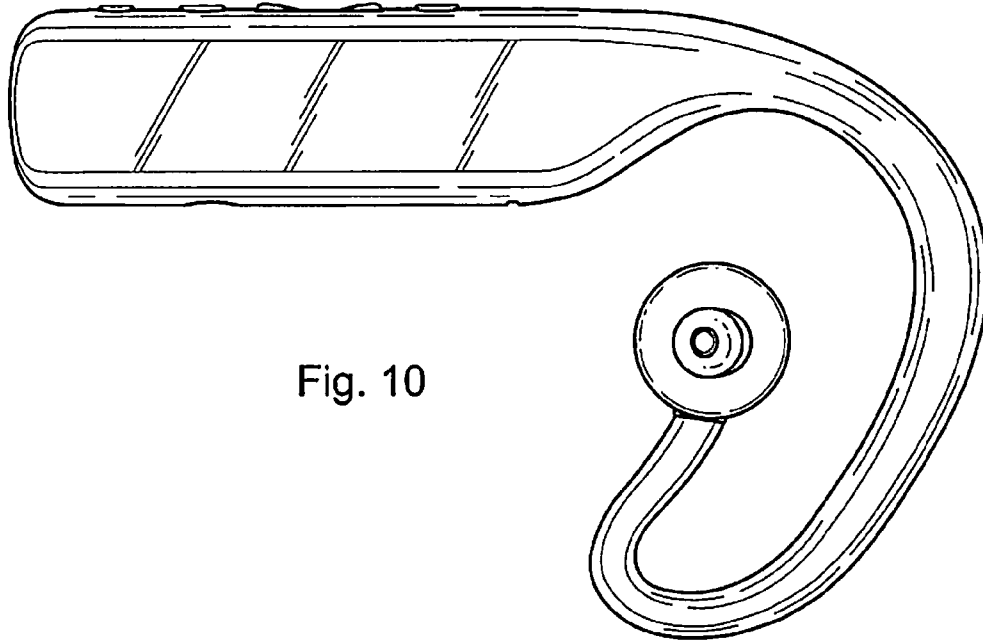


Fig. 10

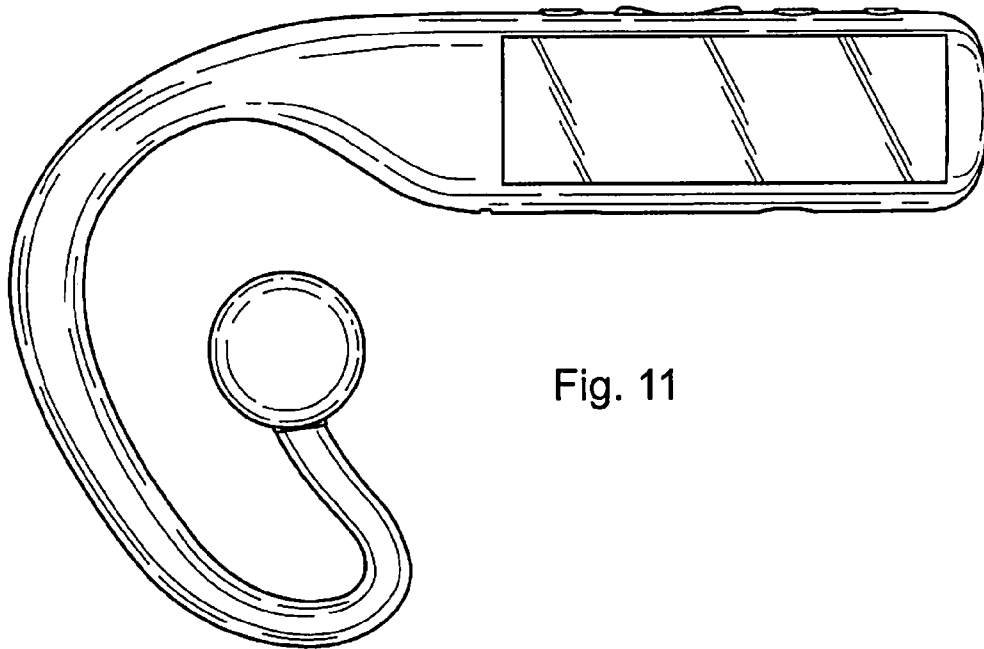


Fig. 11