

(No Model.)

H. BENOIT.  
CURTAIN ROD SUPPORT.

No. 526,371.

Patented Sept. 25, 1894.

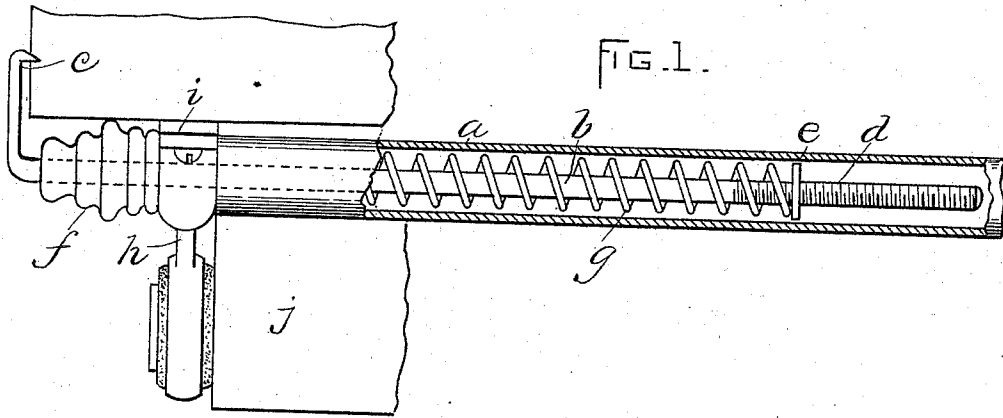


FIG. 1.

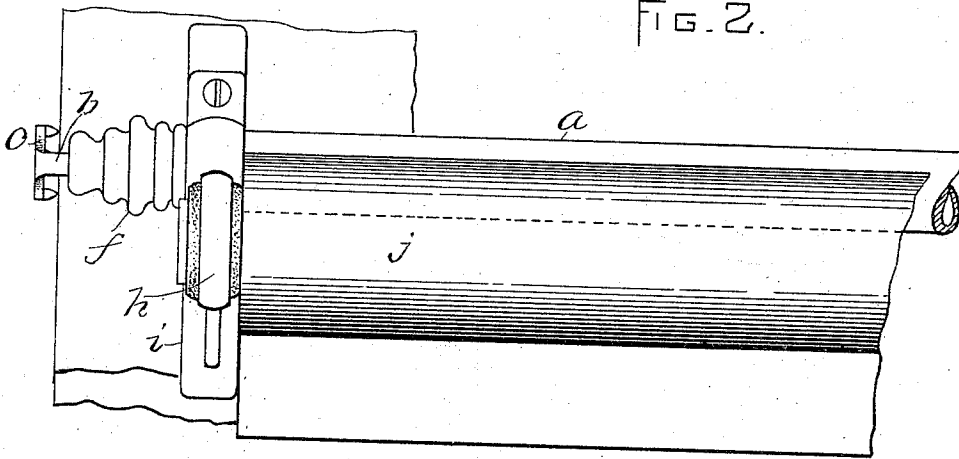


FIG. 2.

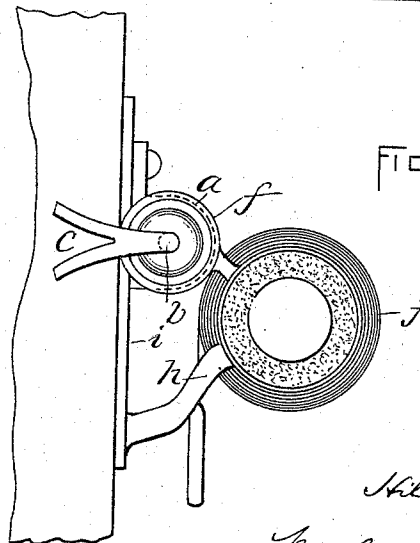


FIG. 3.

WITNESSES:

A. D. Hanson  
Walter H. Wood.

INVENTOR:  
Hilair Benoit  
by  
Nigh, Brown & Crossley  
ATTYS.

# UNITED STATES PATENT OFFICE.

HILAIRE BENOIT, OF BROCKTON, MASSACHUSETTS.

## CURTAIN-ROD SUPPORT.

SPECIFICATION forming part of Letters Patent No. 526,371, dated September 25, 1894.

Application filed December 12, 1893. Serial No. 493,473. (No model.)

To all whom it may concern:

Be it known that I, HILAIRE BENOIT, of Brockton, in the county of Plymouth and State of Massachusetts, have invented certain new and useful Improvements in Curtain-Rod Supports, of which the following is a specification.

My invention relates to curtain-rod supports, and has for its object the provision of means whereby the said supports may be put up without the use of screws or nails, thus avoiding the destruction and defacement of the casing, and whereby also the fixtures may be readily and quickly put up and taken down.

To these ends the invention consists of a hollow rod, a spring-actuated rod arranged to move longitudinally in each end of said hollow rod, and provided on its outer end with a claw adapted to take over and engage the sides of the window casing, and curtain-rod brackets secured to the ends of the hollow rod, and provided with bases adapted to rest against the face of the casing, all as I will now proceed to describe in detail, and subsequently point out in the claim.

Reference is to be had to the annexed drawings and to the letters marked thereon forming a part of this specification, the same letters designating the same parts or features as the case may be, wherever they occur.

Of the drawings—Figure 1 is a top plan view of one end of my improved curtain-rod support, showing it as attached to a window casing, parts being represented as broken away, the better to illustrate the improvements. Fig. 2 is a front view of one end of the invention. Fig. 3 is an end view.

In the drawings—*a* designates a hollow rod, or rod the ends of which may be hollow.

In each end of the hollow rod *a* I arrange short rods *b*, the outer ends of which are provided with claws *c* to take over and engage the sides of the window casing, the inner ends of the said rods being screw-threaded as at *d* to receive a nut or screw-threaded washer *e*. A cap *f* which may be made ornamental is secured in a suitable manner upon each end of the rod *a*, and the rod *b* projects through a hole formed therein.

*g* designates a spring surrounding each rod *b* and bearing at its inner end against the washer or nut *e* and at its outer end against

the inner face of the cap *f* so that said spring may operate with a tendency of drawing the rod *b* inward, it being understood that the latter is adapted to move longitudinally in the ends of the hollow rod *a*.

*h* designates a bracket or curtain-rod fixture secured to the rod *a*—one at each end—and provided with a base *i* adapted to rest against the face of the window casing to steady the fixture, but without screws or nails for securing it to the casing.

The fixture *h* may be of the usual or any suitable form for supporting a curtain roller *j* and winding the curtain thereon.

With this construction and arrangement of parts it will be seen that by drawing out the rods *b* the claws *c* may be made to take over the sides of the window casing and engage the same so as to hold the curtain-rod fixtures in place without the use of screws, nails or other devices calculated to deface the window casing.

Another important advantage is that the fixtures, with my invention, may be quickly put up and taken down, or adjusted to suit convenience or circumstances.

Having thus explained the nature of the invention and described a way of constructing and using the same, though without attempting to set forth all of the forms in which it may be made or all the modes of its use, it is declared that what is claimed is—

A curtain-rod support comprising in its construction a hollow rod, a rod arranged to move longitudinally in each end of the hollow rod, caps secured upon the ends of the latter through which the rods in the ends of the hollow rod project, springs surrounding the rods *b* and bearing at their inner ends against a collar on said rods *b* and at their outer ends against the said caps, the rods *b* being provided at their outer ends with claws, and curtain-rod supporting brackets detachably connected with the ends of the said hollow rod, as set forth.

In testimony whereof I have signed my name to this specification, in the presence of two subscribing witnesses, this 6th day of December, A. D. 1893.

HILAIRE BENOIT.

Witnesses:

ARTHUR W. CROSSLEY,  
A. L. BENOIT.