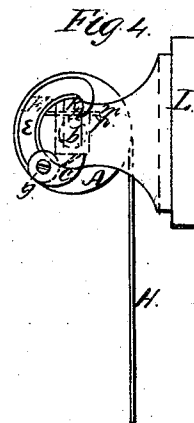
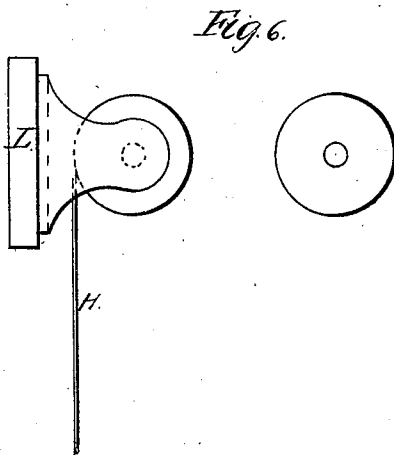

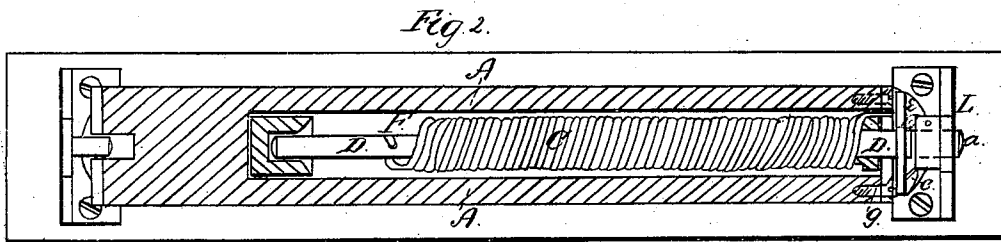
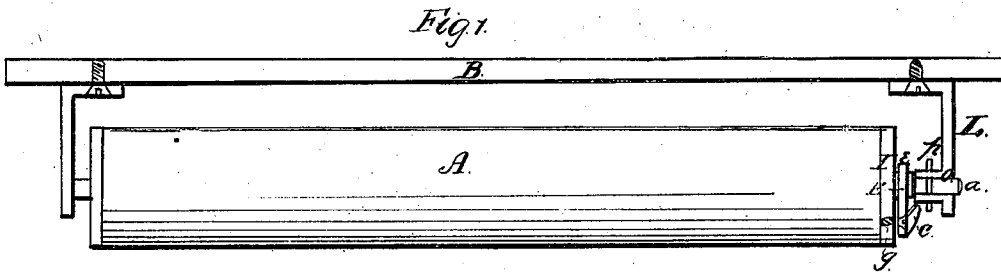


*M. S. Marshall.*

*Curtain Fixture.*

*N<sup>o</sup> 86,933.*

*Patented Feb. 16, 1869.*



*Witnesses.*  
*Carroll D. Wright*  
*R. W. Carpenter*

*Inventor.*  
*Moses S. Marshall*

# United States Patent Office.

MOSES S. MARSHALL, OF SOMERVILLE, MASSACHUSETTS, ASSIGNOR  
TO BOSTON CHAMPION FIXTURE COMPANY.

Letters Patent No. 86,933, dated February 16, 1869.

## IMPROVED CURTAIN-FIXTURE.

The Schedule referred to in these Letters Patent and making part of the same.

To all whom it may concern:

Be it known that I, MOSES S. MARSHALL, of Somerville, county of Middlesex, and State of Massachusetts, have invented certain Improvements in Curtain-Fixtures, of which the following is a full, clear, and exact description, reference being had to the accompanying drawings, making part of this specification, in which—

Figure 1 represents a complete fixture, with a curtain wound upon the case, which is held in brackets attached to a window-frame.

Figure 2 is a longitudinal sectional view of the complete fixture.

Figure 3 shows a spindle, which runs through the case, and upon which is wound a spring attached to spindle at F and head-piece I.

Figures 4 and 5 show my specific improvements.

My invention relates to that class of curtain-fixtures where the weight is dispensed with, and the curtain rolled up by the action of a spring. But the objections which arise in operating a fixture of this kind, and in removing it from its brackets, as well as the constant wearing out of tape, which is used in some, and the inconvenience which is occasioned by the liability of the spring to unwind when the fixture is being removed from the brackets, have led to my invention.

My object is to overcome the ordinary difficulties, and to do so, I use a latch and pawl combined, which hold the spring from unwinding, and keep the curtain at any height.

In the drawings—

A is a hollow casing of wood, or any suitable material, and upon which the curtain is fastened by ordinary methods.

D is a spindle, upon which is wound the spring C, the spring and spindle being placed within the casing A.

k is a crooked latch, secured to one side of the spindle D. k is shown in figs. 4 and 5.

e is a pawl, having a catch-point, m.

The pawl is fastened to the end of casing A, at screw g.

The pawl e has a lip, c, thrown out to one side, which runs close to the spindle D when the casing is revolving, and prevents the pawl from falling completely over, and by the lip c being thrown to one side, as shown, the crooked latch k is allowed to clear it without being impeded.

Now, to operate the fixture, the spring C must be wound up, by means of turning the spindle D at a, at the same time the curtain is rolled upon case A.

The fixture is then placed in brackets L, the spindle D being held in position, by means of the projecting

end being flat, as shown at b, and the slot o, in the bracket on that side, being made to hold the spindle, to bring the latch k upon the upper side.

The spindle is held down by pin p.

H is a cord attached to the curtain, for conveniently operating it.

When the curtain, by the cord, is drawn down, the movement brings the latch k against the pawl e, thereby throwing the pawl up, but not over, as the lip c runs against the spindle D and prevents. Therefore, there is no obstruction to drawing the curtain down to its full length.

To let the curtain back, that is, to roll it up again, draw the cord H sufficiently to disengage the pawl from the latch, and then let the curtain up quickly, when the centrifugal motion thus given the pawl prevents the same from engaging with latch k, and, by means of lip c, is also prevented from being thrown over.

To keep the curtain at any desired height, all that is needed is to check the motion by drawing down upon the cord when the pawl engages with the latch k, and the curtain is held in position.

Another valuable feature of my invention is, that when it is necessary to remove the fixture from the brackets, all that is required is to lift the roll out, for as the pawl is at all times, except when the curtain is being rolled or unrolled, engaged with the latch k, it is evident the spring cannot become unwound, unless the case is turned one-quarter round against the spring.

Thus I secure the spring in a firm position, without liability to unwind, either in removing the fixture from the brackets, or in operating it, and the curtain is controlled at any point without weights, and without using tape, which wears out in a short time.

I disclaim the use of the case A, spring C, and spindle D, as described, as they are old, and embodied in other patents.

What I claim as my invention, and desire to secure by Letters Patent, is—

The combination of pawl e with catch m, crooked latch k, which is secured to spindle D, at b, and lip c, when applied to regulating and operating a curtain-fixture, as described and specified.

In testimony whereof, I have signed my name to this specification, in the presence of two subscribing witnesses.

MOSES S. MARSHALL.

Witnesses:

CARROLL D. WRIGHT,  
R. W. CARPENTER.