

[54] **SKILL TOY**

[75] **Inventor: Alvaro Aguilar, 4a. Calle 1-69 Zona 9, Guatemala City, Guatemala**

[73] **Assignee: Alvaro Aguilar, Guatemala City, Guatemala**

[\*\*] **Term: 14 Years**

[21] **Appl. No.: 278,308**

[22] **Filed: Nov. 29, 1988**

[52] **U.S. Cl. .... D21/62**

[58] **Field of Search ..... D21/62, 59, 191; 273/319-321**

[56] **References Cited**

**U.S. PATENT DOCUMENTS**

|            |         |           |       |          |
|------------|---------|-----------|-------|----------|
| D. 224,332 | 7/1972  | Hernandez | ..... | D21/62   |
| 1,527,532  | 2/1925  | Alcaraz   | ..... | D21/62 X |
| 2,485,788  | 10/1949 | Terrell   | ..... | D21/62 X |
| 3,687,453  | 8/1972  | Fraga     | ..... | 273/321  |

**FOREIGN PATENT DOCUMENTS**

1499505 2/1978 United Kingdom ..... 273/319


*Primary Examiner*—Terry A. Pfeffer  
*Attorney, Agent, or Firm*—Pennie & Edmonds

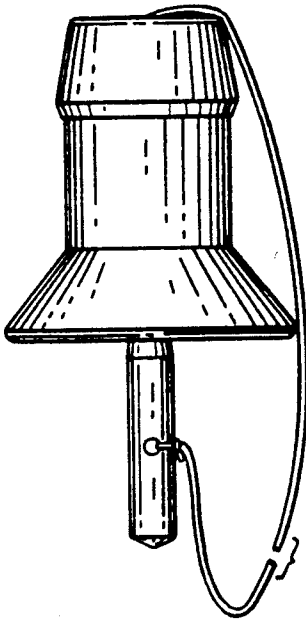
[57] **CLAIM**

The ornamental design for a skill toy, as shown and described.

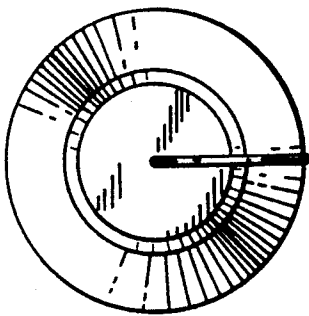
**DESCRIPTION**

FIG. 1 is a side elevational view of the skill toy showing my new design, the remaining sides being similar;  
 FIG. 2 is a top plan view thereof;  
 FIG. 3 is a bottom plan view thereof;  
 FIG. 4 is an exploded side elevational view thereof;  
 FIG. 5 is a cross-sectional view taken along line 5—5 of FIG. 4;  
 FIG. 6 is a side elevational view of an alternative embodiment of FIG. 1, the remaining sides being similar;  
 FIG. 7 is a top plan view of FIG. 6;  
 FIG. 8 is a bottom plan view of FIG. 6;  
 FIG. 9 is an exploded side elevational view of FIG. 6; and  
 FIG. 10 is a cross-sectional view taken along line 10—10 of FIG. 9.

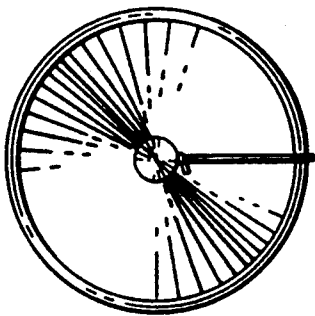




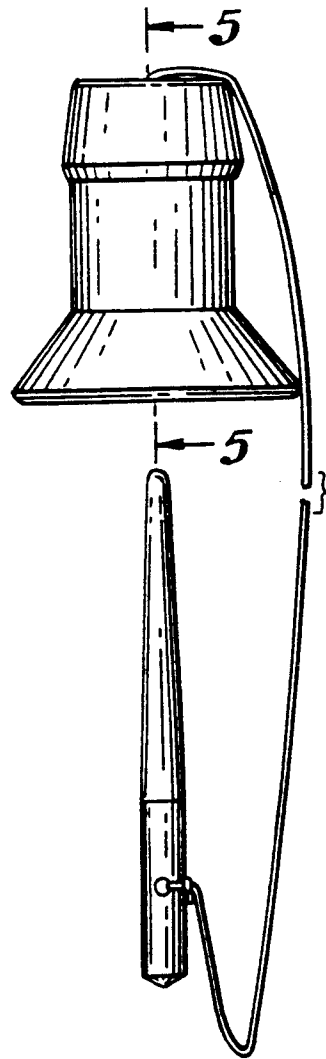
*FIG. 1*




*FIG. 2*



*FIG. 3*



*FIG. 4*



*FIG. 5*

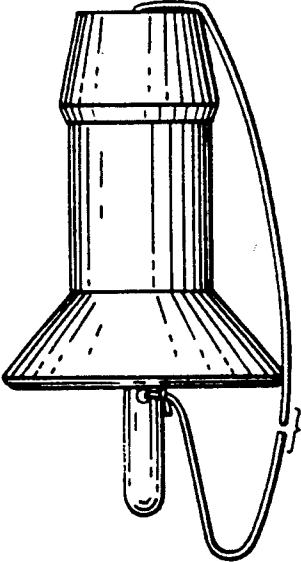


FIG. 6

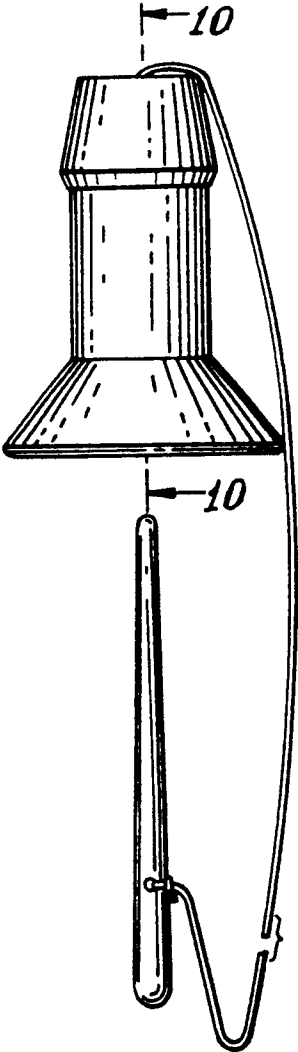


FIG. 9

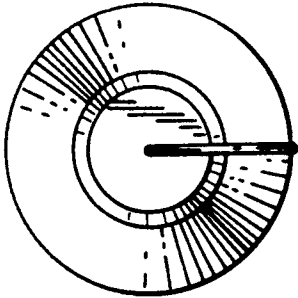


FIG. 7

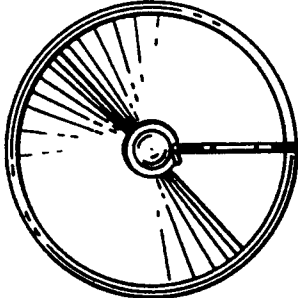


FIG. 8

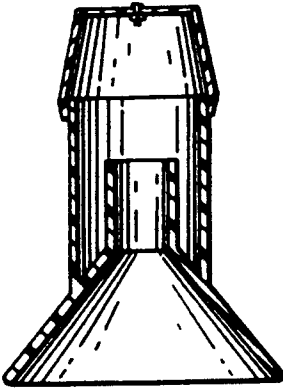


FIG. 10