



US00D694809S

(12) **United States Design Patent**
Della Valle et al.

(10) **Patent No.:** **US D694,809 S**

(45) **Date of Patent:** **** Dec. 3, 2013**

(54) **SPECTACLES**

(75) Inventors: **Diego Della Valle**, Sant'Elpidio a Mare (IT); **Maurizio Coffen Marcolin**, Treviso (IT)

(73) Assignee: **Tod's S.p.A.**, Sant'Elpidio a Mare (Fermo) (IT)

(**) Term: **14 Years**

(21) Appl. No.: **29/417,058**

(22) Filed: **Mar. 29, 2012**

(30) **Foreign Application Priority Data**

Sep. 30, 2011 (EM) 001925231

(51) **LOC (9) Cl.** **16-06**

(52) **U.S. Cl.**
USPC **D16/326**

(58) **Field of Classification Search**

USPC D16/101, 300-342, 900; D29/109-110; 351/41, 44, 51-52, 62, 158, 92, 351/103-123, 140-153, 45-46; 2/426-432, 2/447-449, 441, 434-437, 13, 15; D21/483, 659-661; D14/372

See application file for complete search history.

(56) **References Cited**

U.S. PATENT DOCUMENTS

D220,725 S 5/1971 McCracken
D224,160 S 7/1972 Bloch
D232,380 S * 8/1974 Johnsen D16/326
D234,975 S 4/1975 Ahern
D243,012 S 1/1977 Loughner
D244,196 S 5/1977 Zimmermann
D245,082 S 7/1977 Zimmermann
D245,169 S 7/1977 Teufelhart
D246,721 S * 12/1977 Canavan, III D16/326
D246,791 S 12/1977 Shindler
D246,903 S 1/1978 Canavan, III

D253,481 S 11/1979 Canavan, III
D255,802 S 7/1980 Canavan, III
D257,854 S 1/1981 Beane
D270,354 S 8/1983 Boldt et al.
D278,826 S * 5/1985 Lamy D16/323
D305,900 S 2/1990 Samuel
D374,883 S 10/1996 Luzlbauer
D385,290 S 10/1997 Totsuka et al.
D397,712 S 9/1998 Simioni
D403,343 S 12/1998 Flanagan
D406,859 S 3/1999 Brune
D463,814 S 10/2002 Jamin
D531,656 S 11/2006 Della Valle
D553,368 S 10/2007 Yee et al.
D568,368 S 5/2008 Hofmann
D568,369 S 5/2008 Della Valle
D568,370 S 5/2008 Della Valle
D582,967 S 12/2008 Serlenga
D586,380 S 2/2009 Yee et al.
D586,381 S 2/2009 Yee et al.
D633,938 S 3/2011 Della Valle et al.
D635,180 S 3/2011 Della Valle et al.
D636,428 S * 4/2011 Della Valle et al. D16/326
D650,826 S * 12/2011 Markovitz et al. D16/326

* cited by examiner

Primary Examiner — Raphael Barkai

(74) *Attorney, Agent, or Firm* — Knobbe, Martens, Olson & Bear LLP

(57) **CLAIM**

The ornamental design for the spectacles, as shown.

DESCRIPTION

FIG. 1 is a front elevational view of spectacles showing the new design.

FIG. 2 is a rear elevational view thereof.

FIG. 3 is a left side elevational view thereof.

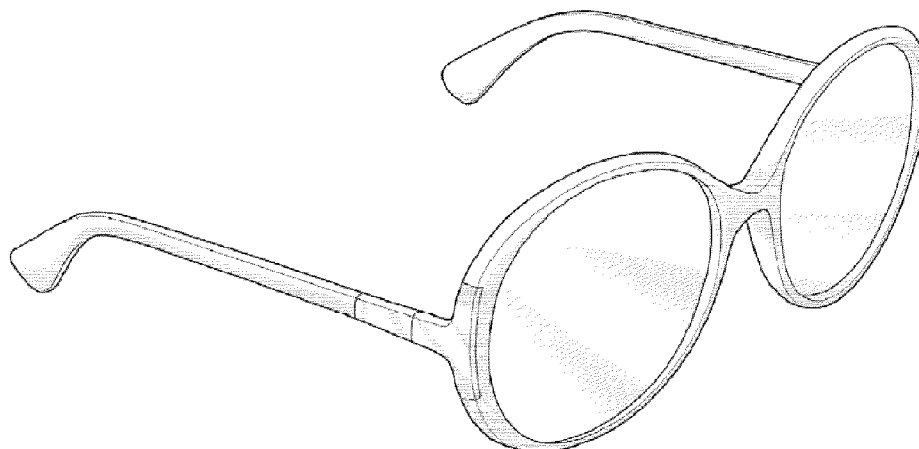
FIG. 4 is a right side elevational view thereof.

FIG. 5 is a top plan view thereof.

FIG. 6 is a bottom plan view thereof; and,

FIG. 7 is a perspective view thereof.

1 Claim, 7 Drawing Sheets



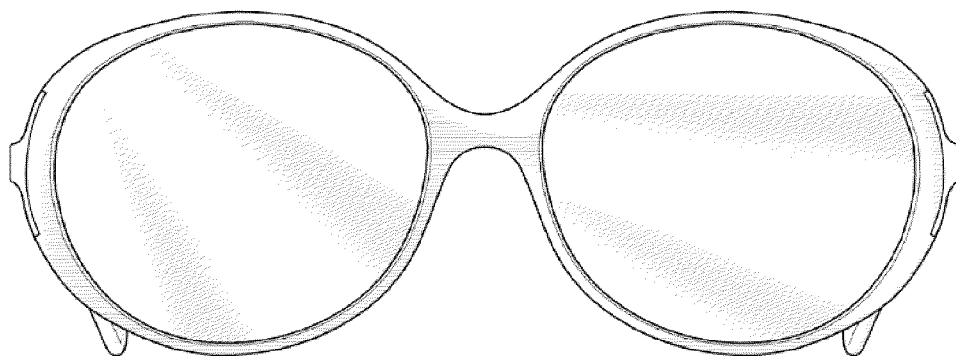


FIG. 1

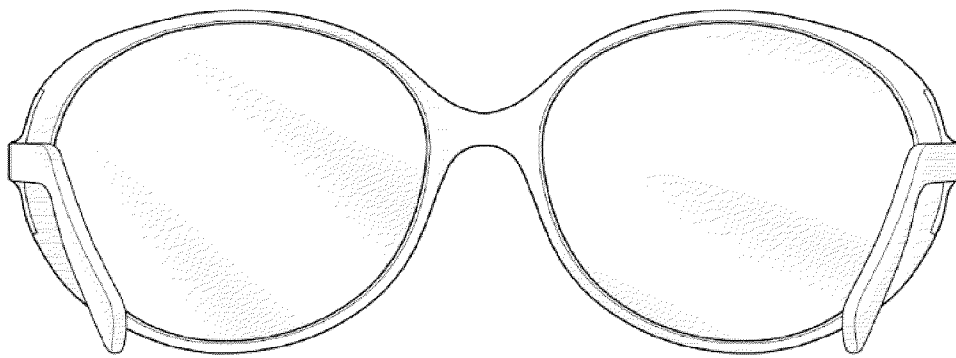


FIG. 2




FIG. 3

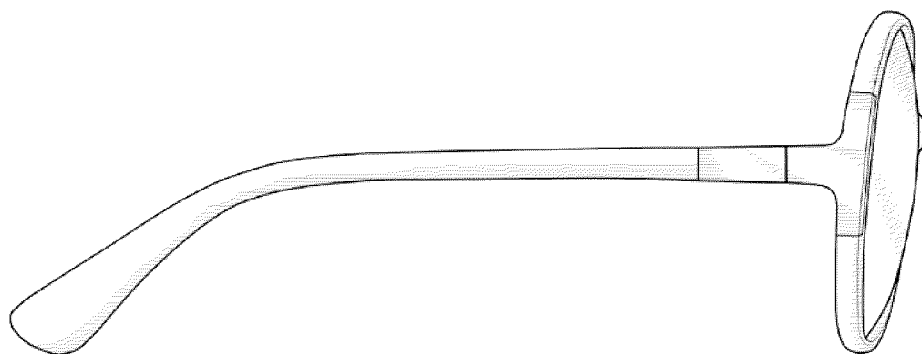


FIG. 4

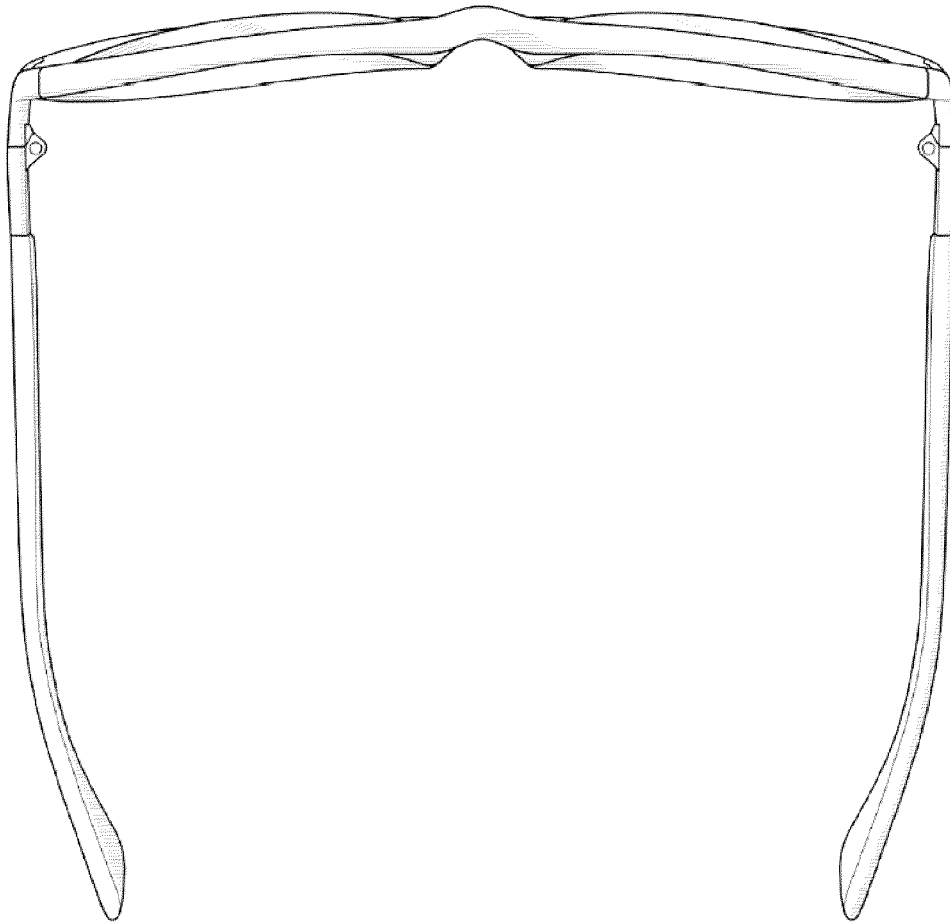


FIG. 5




FIG. 6

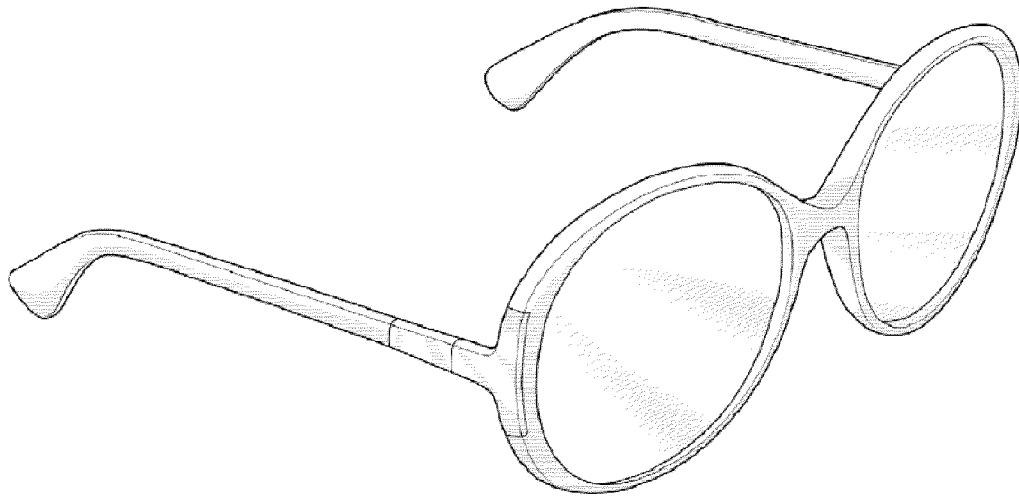


FIG. 7