



US00D754958S

(12) **United States Design Patent**  
**Moore et al.**

(10) **Patent No.:** **US D754,958 S**

(45) **Date of Patent:** **\*\* May 3, 2016**

(54) **GOLF SHOE**

(71) Applicant: **Taylor Made Golf Company, Inc.**,  
Carlsbad, CA (US)

(72) Inventors: **Dylan Moore**, Encinitas, CA (US);  
**Michael Hesterberg**, Carlsbad, CA  
(US); **Masun Denison**, Carlsbad, CA  
(US); **Ernie Rustam**, Oceanside, CA  
(US)

(73) Assignee: **TAYLOR MADE GOLF COMPANY,  
INC.**, Carlsbad, CA (US)

(\*\*) Term: **14 Years**

(21) Appl. No.: **29/490,313**

(22) Filed: **May 8, 2014**

(51) **LOC (10) Cl.** ..... **02-04**

(52) **U.S. Cl.**  
USPC ..... **D2/960; D2/951; D2/953**

(58) **Field of Classification Search**  
USPC ..... D2/902, 906, 908, 916, 918, 925,  
D2/946-962, 977; 36/3 B, 22 R, 24.5, 25 R,  
36/28, 32 R, 34 R, 59 C, 67 A, 103  
CPC ..... A43B 13/00; A43B 13/02; A43B 13/023;  
A43B 13/026; A43B 13/04; A43B 13/08;  
A43B 13/10; A43B 13/12; A43B 13/14;  
A43B 13/141; A43B 13/143; A43B 13/16;  
A43B 13/18; A43B 13/181; A43B 13/187;  
A43B 13/189; A43B 13/20; A43B 13/22;  
A43B 13/223; A43B 13/24; A43B 13/28;  
A43B 13/30; A43B 13/32; A43B 13/34;  
A43B 13/36

See application file for complete search history.

(56) **References Cited**

U.S. PATENT DOCUMENTS

D323,580 S \* 2/1992 Hoshimi ..... D2/959  
5,092,060 A \* 3/1992 Frachey ..... A43B 1/0072  
36/114  
D333,211 S \* 2/1993 Foster ..... D2/955  
D336,561 S \* 6/1993 Hatfield ..... D2/955  
D339,462 S \* 9/1993 Kiyosawa ..... D2/959  
D339,675 S \* 9/1993 Austin ..... D2/954

(Continued)

OTHER PUBLICATIONS

Yonex SHG-001 Golf Shoe, screen shots of web pages of golf shoes,  
2 pp. (believed to have been on sale at least as early as Feb. 19, 2014).

(Continued)

*Primary Examiner* — T. Chase Nelson

(74) *Attorney, Agent, or Firm* — Klarquist Sparkman LLP

(57) **CLAIM**

We claim the ornamental design for a golf shoe, as shown and  
described.

**DESCRIPTION**

FIG. 1 is a perspective view of a golf shoe, as viewed from the  
toe, bottom and one side, according to an embodiment of the  
design.

FIG. 2 is a front toe elevation view of the golf shoe of FIG. 1.

FIG. 3 is a rear heel elevation view of the golf shoe of FIG. 1.  
FIG. 4 is a side elevation view from one side of the golf shoe  
of FIG. 1.

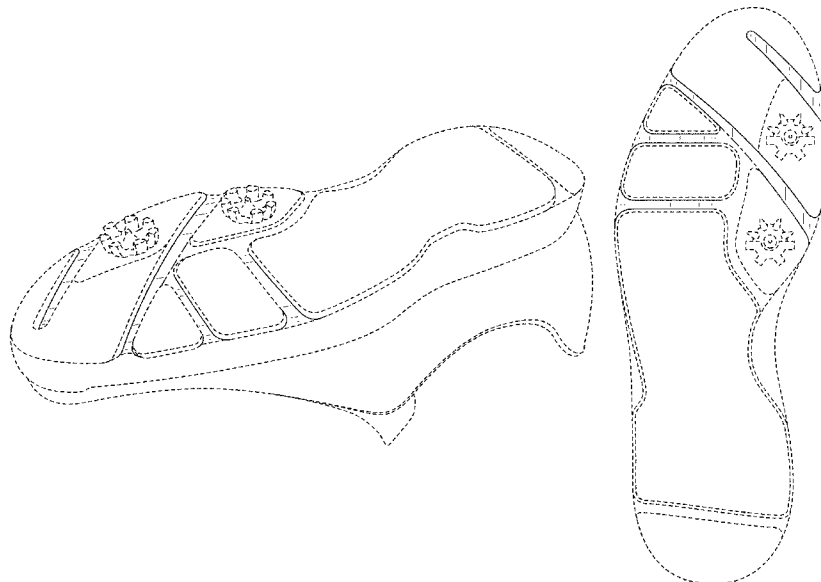
FIG. 5 is a side elevation view from the opposite side of the  
golf shoe of FIG. 1

FIG. 6 is a top plan view of the golf shoe of FIG. 1; and,

FIG. 7 is a bottom plan view of the golf shoe of FIG. 1.

The dashed lines in the drawings are for purposes of illustrat-  
ing environmental structure as well as portions of the design  
that form no part of the claimed design.

**1 Claim, 6 Drawing Sheets**





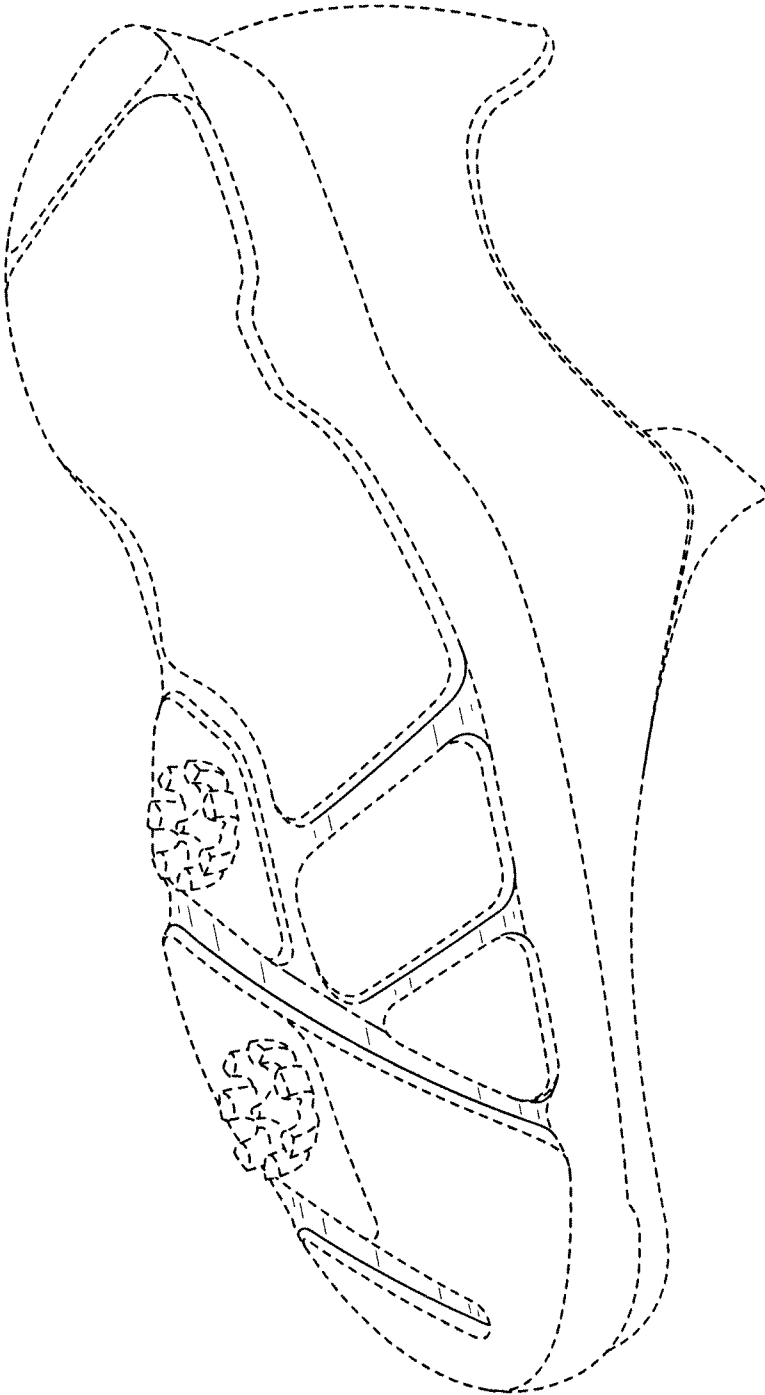


FIG. 1

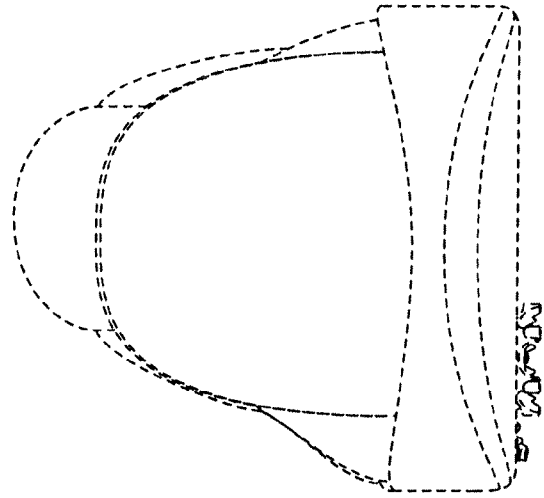


FIG. 3

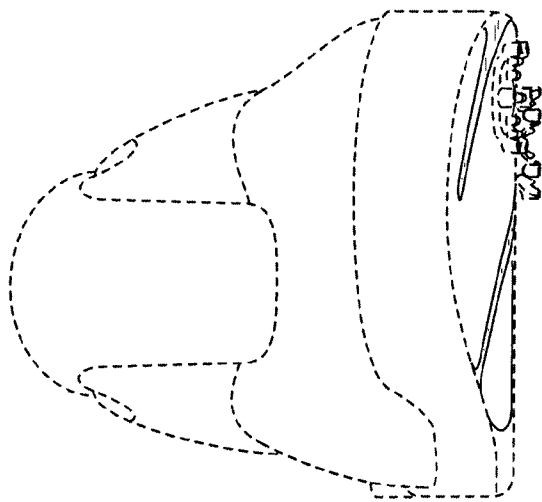


FIG. 2

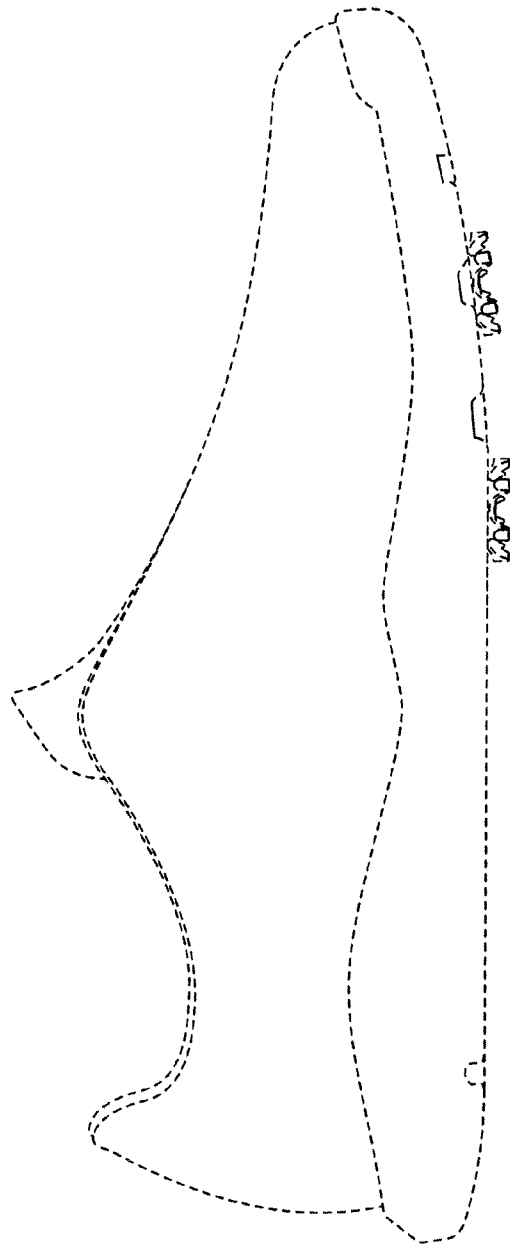


FIG. 4

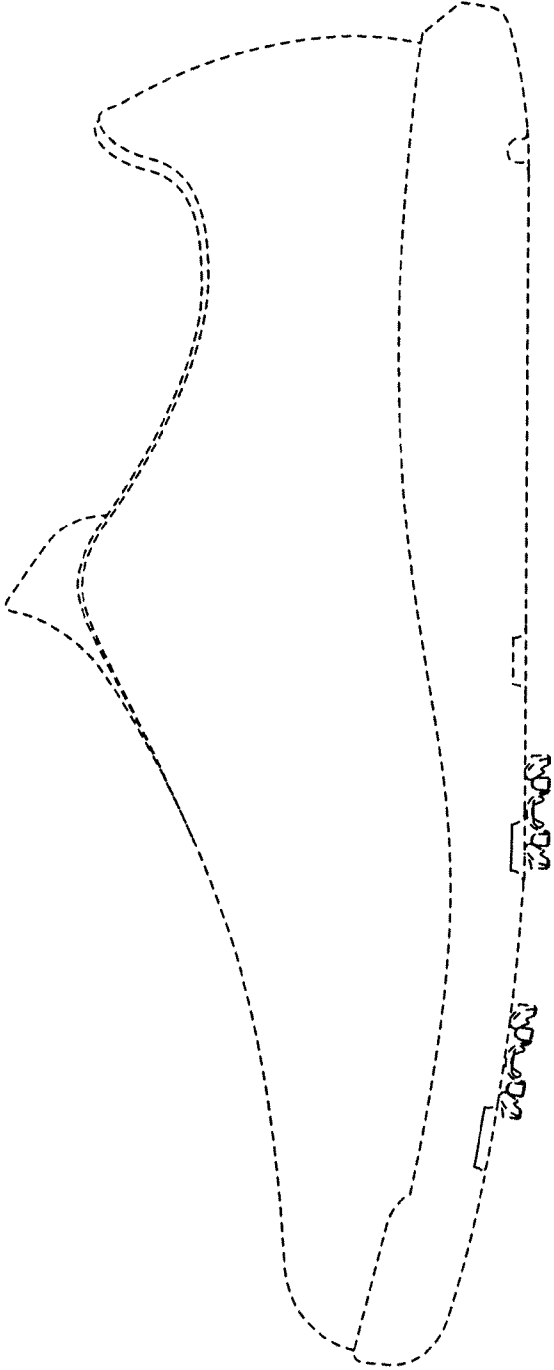


FIG. 5

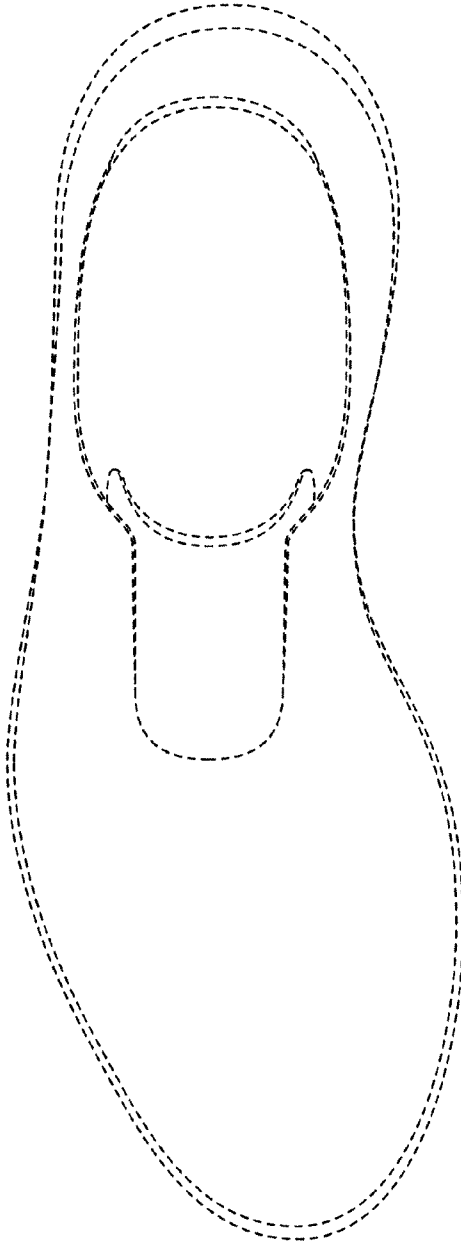


FIG. 6

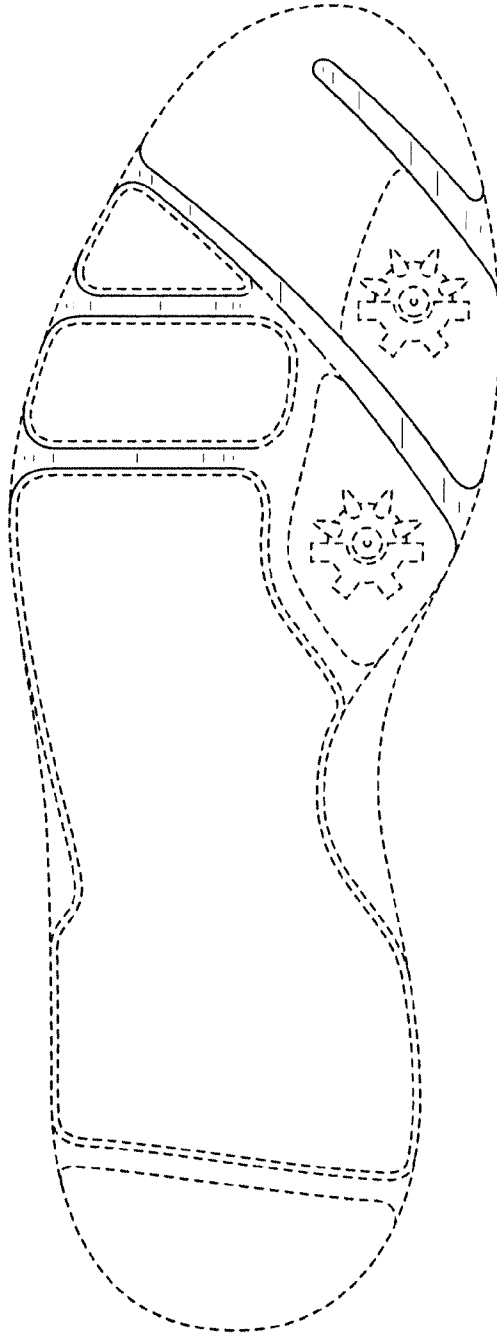


FIG. 7