

(19) World Intellectual Property Organization
International Bureau



(43) International Publication Date
16 February 2006 (16.02.2006)

PCT

(10) International Publication Number
WO 2006/017178 A2

(51) International Patent Classification:
H04B 1/66 (2006.01)

(21) International Application Number:
PCT/US2005/024271

(22) International Filing Date: 8 July 2005 (08.07.2005)

(25) Filing Language: English

(26) Publication Language: English

(30) Priority Data:
60/587,731 13 July 2004 (13.07.2004) US
10/988,807 15 November 2004 (15.11.2004) US

(71) Applicant (for all designated States except US): REAL-NETWORKS, INC. [US/US]; 2601 Elliott Avenue, Suite 1000, Seattle, WA 98121 (US).

(72) Inventor; and

(75) Inventor/Applicant (for US only): YURIY, Reznik, A. [UA/US]; 2319 1St Avenue, #607, Seattle, WA 98121 (US).

(74) Agents: AUYEUNG, AI et al.; Schwabe Williamson & Wyatt, P.C., Pacwest Center, Suite 1600-1900, 1211 SW Fifth Avenue, Portland, OR 97204 (US).

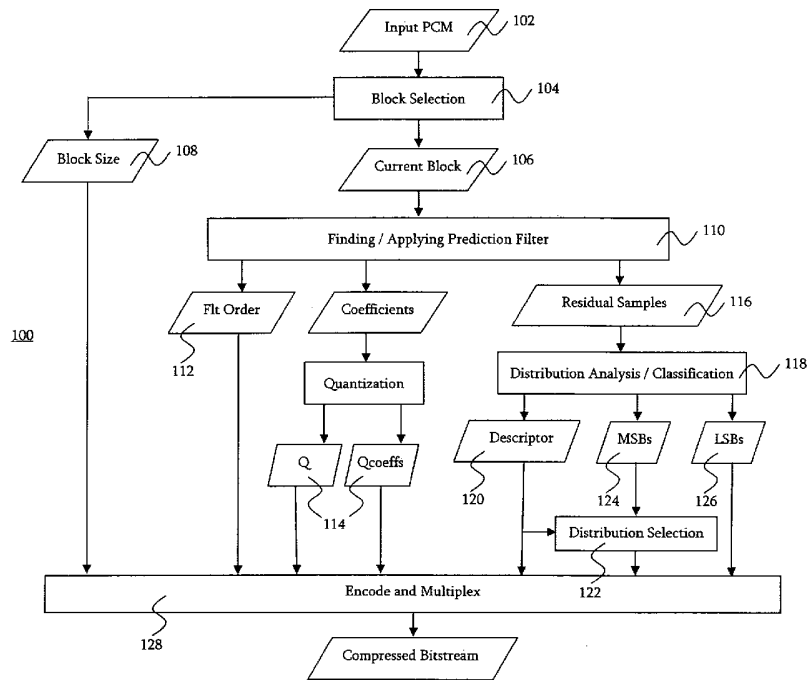
(81) Designated States (unless otherwise indicated, for every kind of national protection available): AE, AG, AL, AM, AT, AU, AZ, BA, BB, BG, BR, BW, BY, BZ, CA, CH, CN, CO, CR, CU, CZ, DE, DK, DM, DZ, EC, EE, EG, ES, FI, GB, GD, GE, GH, GM, HR, HU, ID, IL, IN, IS, JP, KE, KG, KM, KP, KR, KZ, LC, LK, LR, LS, LT, LU, LV, MA, MD, MG, MK, MN, MW, MX, MZ, NA, NG, NI, NO, NZ, OM, PG, PH, PL, PT, RO, RU, SC, SD, SE, SG, SK, SL, SM, SY, TJ, TM, TN, TR, TT, TZ, UA, UG, US, UZ, VC, VN, YU, ZA, ZM, ZW.

(84) Designated States (unless otherwise indicated, for every kind of regional protection available): ARIPO (BW, GH, GM, KE, LS, MW, MZ, NA, SD, SL, SZ, TZ, UG, ZM, ZW), Eurasian (AM, AZ, BY, KG, KZ, MD, RU, TJ, TM), European (AT, BE, BG, CH, CY, CZ, DE, DK, EE, ES, FI, FR, GB, GR, HU, IE, IS, IT, LT, LU, LV, MC, NL, PL, PT, RO, SE, SI, SK, TR), OAPI (BF, BJ, CF, CG, CI, CM, GA, GN, GQ, GW, ML, MR, NE, SN, TD, TG).

Published:
— without international search report and to be republished upon receipt of that report

For two-letter codes and other abbreviations, refer to the "Guidance Notes on Codes and Abbreviations" appearing at the beginning of each regular issue of the PCT Gazette.

(54) Title: DIGITAL AUDIO SIGNAL COMPRESSION METHOD AND APPARATUS



(57) Abstract: Compression of audio signal data is described herein. In various embodiments, the compression of each unit of the audio signal data includes the employment of a distribution substantially representative of a subblock of residual data of the unit of audio signal data, to reduce the amount of data having to be transmitted to transmit the unit of audio signal data to a recipient.

WO 2006/017178 A2

Digital Audio Signal Compression Method and Apparatus

RELATED APPLICATIONS

[0001] *This is a continuation-in-part of non-provisional application*

5 *10/826,469, filed on 04/16/04, which is a non-provisional application of provisional application 60/464,068, filed 04/18/03, entitled "Noiseless Compression of PCM Audio Signals". This continuation-in-part application claims priority to said '469 non-provisional application and said '068 provisional application.*

10 **[0002]** *This is also a non-provisional application of provisional application 60/587,731, filed 7/13/04, "Digital Audio Signal Compression Method and Apparatus". This non-provisional application claims priority to said '731 provisional application.*

15 FIELD OF THE INVENTION

[0003] The present invention relates to the field of signal processing. More specifically, the present invention relates to compression of audio signal data.

BACKGROUND OF THE INVENTION

20 **[0004]** Digital audio has a number of advantages over analog audio. In particular, pulse code modulation (PCM) audio has a number of advantages over other audio formats. For example, digital audio, in particular, PCM audio, offers freedom to interchange audio data without generation loss between media. Increasingly, PCM audio is not only being offered from medium like
25 compact disc (CD), it is also widely employed in broadcast programming, through air waves or cable, or in streamed contents, through private and/or public networks, such as the Internet.

[0005] For broadcast programming or streamed contents, bandwidth availability/consumption remains a significant challenge.

BRIEF DESCRIPTION OF THE DRAWINGS

- [0006]** The present invention will be described by way of exemplary embodiments, but not limitations, illustrated in the accompanying drawings in which like references denote similar elements, and in which:
- 5 **[0007] Figure 1** illustrates a method view for compressing audio signal data, in accordance with some embodiments of the present invention;
- [0008] Figure 2** illustrates a system, including its transmit and receive sections, in accordance with some embodiments;
- 10 **[0009] Figure 3** illustrates a method view for compressing the residual samples in accordance with some embodiments of the present invention.

DETAILED DESCRIPTION OF ILLUSTRATIVE EMBODIMENTS

[0010] Illustrative embodiments of the present invention include, but are not limited to, method to compress digital audio data (in particular, PCM audio data), encoders/decoders adapted to practice all or portions of the method,
5 and systems having the encoders/decoders.

[0011] In the description to follow, for ease of understanding, the present invention will primarily be described in the context of PCM audio embodiments, however, the present invention may be practiced for other digital audio, e.g. one-bit oversampled audio representations commonly used
10 in super-audio compact disks (SACD).

[0012] Various aspects of embodiments of the present invention will be described. However, various embodiments may be practiced with only some or all of the described aspects. For purposes of explanation, specific numbers, materials and configurations are set forth in order to provide a
15 thorough understanding of the embodiments being described. In alternate embodiments, they may be practiced without the specific details. In various instances, well-known features are omitted or simplified in order not to obscure the essence of the embodiments.

[0013] Parts of the description will be presented in signal processing terms,
20 such as data, filtering, quantization, encoding, decoding, and so forth, consistent with the manner commonly employed by those skilled in the art to convey the substance of their work to others skilled in the art. As well understood by those skilled in the art, the data quantities take the form of electrical, magnetic, or optical signals capable of being stored, transferred,
25 combined, and otherwise manipulated through mechanical, electrical and/or optical components of a general/special purpose computing device/system.

[0014] The term "computing device/system" as used herein includes general purpose as well as special purpose data processing machines, systems, and the like, that are standalone, adjunct or embedded. Examples of general
30 purpose "computing devices/systems" include, but are not limited to,

handheld computing devices (palm sized, tablet sized and so forth), laptop computing devices, desktop computing devices, servers, and so forth.

Examples of special purpose "computing device/system" include, but are not limited to, processor based wireless mobile phones, handheld digital music
5 players, set-top boxes, game boxes/consoles, CD/DVD players, digital cameras, digital CAMCORDERS, and so forth. [DVD – Digital Versatile Disk]

[0015] Various operations will be described as multiple discrete operations in turn, in a manner that is most helpful in understanding the various embodiments of the present invention, however, the order of description
10 should not be construed as to imply that these operations are necessarily order dependent. In particular, these operations need not be performed in the order of presentation.

[0016] The phrase "in one embodiment" is used repeatedly. The phrase generally does not refer to the same embodiment; however, it may. The
15 terms "comprising", "having" and "including" are synonymous, unless the context dictates otherwise.

[0017] Referring now to **Figure 1**, wherein a method view of the present invention, in accordance with some embodiments, is illustrated. As
illustrated, for the embodiments, the process **100** starts with the receiving **102**
20 of a portion of a stream of audio signal data (e.g. PCM audio signal data). On receipt, or shortly thereafter, the audio signal data is partitioned **104** into a number of data blocks for subsequent processing (compression). In various
embodiments, the audio signal data is partitioned **104** into a number of fixed or variable size data blocks, and when variable sized-blocks are used, the
25 variable data block sizes are conveyed **108** to the recipient (e.g. multiplexed **128** onto the transmission bit stream). For the embodiments, the default fixed data block size is assumed to be known to the recipient, however, in other
embodiments, the invention may nonetheless be practiced including the conveyance of the fixed data block size to the recipient (e.g. multiplexed **128**
30 onto the transmission bit stream).

[0018] For the embodiments, the data blocks are selected **106** one block at a time, and the remaining operations of process **100** are applied to the currently selected data block to process and compress the data block, and ultimately, after compression, placing **128** the processed/compressed data onto the transmission bit stream for transmission to a recipient. The operations are repeated until all data blocks of the received portion of the audio signal have been processed (compressed), and multiplexed **128** onto the transmission bit stream.

[0019] In alternate embodiments, each data block may be further partitioned into sub-blocks, with the sub-blocks being selected for processing (compression) and multiplexed **128** onto the transmission bit stream, one sub-block at a time. Likewise, for these embodiments, the sub-block size may be fixed or variable. Regardless, the sub-block size is conveyed to a recipient. For these embodiments, the operations are also repeated until all sub-blocks of the data block have been processed (compressed) and multiplexed **128** onto the transmission bit stream. Then, the operations are repeated again until all data blocks of the received portion of the audio signal have been processed (compressed) and multiplexed **128** onto the transmission bit stream.

[0020] Continuing to refer to **Fig. 1**, on selection, a prediction filter is applied **110** to the unit (block or sub-block) of audio data to be processed and compressed. Similar to the block/sub-block size information, the parameters of the prediction filter are conveyed **112-114** to the recipient (e.g. multiplexed **128** onto the transmission bit stream).

[0021] In various embodiments, the filtering may be assisted by the employment of neighboring blocks. In various embodiments, the prediction filter is a Linear Prediction Filter, and the parameters are the prediction order p , and the prediction coefficients a_1, \dots, a_p . In various embodiments, the parameters conveyed **112-114** to the recipient may include the prediction

order p , the quantization step size use to quantize prediction coefficients, and the quantized prediction coefficients $\hat{a}_1, \dots, \hat{a}_p$.

[0022] As illustrated, for the embodiments, as a result of the application of the prediction filter to the unit of audio data, residual samples e_1, \dots, e_n are generated **116**. Next, a number of statistical measures are determined for the residual samples to characterize **118** their distribution (to be described more fully below). For the embodiment, the statistical measures are employed to form **120** a distribution descriptor (also to be described more fully below), which in turn is conveyed to the recipient (e.g. multiplexed onto the transmission bit stream). Further, for the embodiment, the statistical measures are employed to select **122** a distribution known to the recipient, and an identifier of the selected distribution is conveyed to the recipient (e.g. multiplexed **128** onto the transmission bit stream). In various embodiments, the distribution descriptor also serves as the identifier of the selected distribution. In particular, it is used as an index into an array of known distribution stored at the recipient.

[0023] In various embodiments, the statistical measures determined include a mean value of the residual samples, their variances, the skewness of their distribution, and the kurtosis of their distribution. In other embodiments, the invention may be practiced with more or less statistical measures.

[0024] Still referring to **Fig. 1**, for the embodiment, the determined statistical measures are also employed to divide each residual sample into two portions, a most significant bits (MSB) portion, and a least significant bit (LSB) portion (to be described more fully below). For the embodiments, the LSB of each residual sample is directly transmitted to the recipient (e.g., multiplexed **128** onto the transmission bit stream without encoding). For the embodiments, the number of LSB of each residual sample being directly transmitted to the recipient is also conveyed to the recipient (e.g., multiplexed **128** onto the transmission bit stream without encoding).

[0025] In various embodiments, the mean DC offset, if applicable, is also computed, and conveyed to the recipient (e.g., multiplexed **128** onto the transmission bit stream without encoding). For these embodiments, DC offset is subtracted from the residual samples.

5 **[0026]** Further, the MSBs of each residual sample are encoded **122-124** using codewords (or simply, codes) constructed using the selected distribution. The encoded MSBs are then provided to the recipient (e.g., multiplexed **128** onto the transmission bit stream without encoding). In various embodiments, the constructed codes may be Huffman codes, run
10 length codes, adaptive arithmetic codes, non-adaptive arithmetic codes (e.g. Gilbert-Moore codes), or other codes of the like.

[0027] In the foregoing description, the conveyance to the recipient (e.g., multiplexed **128** onto the transmission bit stream) of the various values, block sizes, prediction order, quantization sizes, quantized prediction coefficients,
15 distribution identifier, distribution descriptor, the number of LSB of each residual sample to be conveyed, the LSB, the encoded MSB, and so forth, are immediately described following the description of their generations. The order of presentation is merely for ease of understanding. The order of these descriptions is not to be read as limiting on the invention, requiring their
20 conveyance on generation. The generated values may be stored, and processed into a transmission bit stream in batch. Further, multiple transmission bit stream, and/or multiple channels (of like or different kinds) may be employed for the transmission.

[0028] Referring now to the statistical measure determination **118**, the LSB
25 identification **126**, and the MSB encoding **124** operations again, an embodiment of these operations will be described in further detail. Recall the received audio data are first partitioned **104** in to blocks or sub-blocks, and the blocks/sub-blocks are selected for processing, one block/sub-block at time. Assume the selected unit (block/sub-block) has a size of n , and the
30 residual samples of this unit are $e_1 \dots e_n$.

[0029] For the earlier described embodiment, where four statistical measures, the mean value of the residual sample, their variances, the skewness of the their distribution, and the kurtosis of their distribution, are computed, the computations are performed in accordance with the following formulas:

5 **[0030]** mean value of the residuals: $\bar{e} = \frac{1}{n} \sum_{i=1}^n x_i$;

[0031] standard deviation of the residual's distribution: $\sigma = \sqrt{\text{var } e}$, where

$$\text{var } e = \frac{1}{n-1} \sum_{i=1}^n (e_i - \bar{e})^2$$
;

[0032] skewness of the distribution: $\text{skew } e = \frac{1}{n} \sum_{i=1}^n \left[\frac{e_i - \bar{e}}{\sigma} \right]^3$; and

[0033] kurtosis of the distribution: $\text{kurt } e = \frac{1}{n} \sum_{i=1}^n \left[\frac{e_i - \bar{e}}{\sigma} \right]^4 - 3$.

10 **[0034]** Further, the distribution descriptor is formed as follows (with the quantized versions) of these quantities:

[0035] $\text{dsc} = \text{dsc}(\bar{e}, \log_2 \sigma, \text{skew } e, \text{kurt } e)$.

[0036] In alternate embodiments, e.g. embodiments offering low-complexity modes, $\text{kurt } e = 0$; $\text{skew } e = 0$; $\bar{e} = 0$ instead of calculating them properly.

15 **[0037]** Further, in various alternate embodiments, parameter σ may be estimated by using absolute deviation or absolute mean of the residual:

[0038] (a) $\sigma' = C_1 \frac{1}{n} \sum_{i=1}^n |e_i - \bar{e}|$ or.

[0039] (b) $\sigma'' = C_1 \frac{1}{n} \sum_{i=1}^n |e_i|$ (under assumption that $\bar{e} \rightarrow 0$),

20 **[0040]** where C_1 is a constant chosen in view of the distribution (e.g. for zero mean Laplacian distribution, C_1 may be set to $1/\sqrt{2}$).

[0041] Further, in various embodiments, the distribution descriptor may be formed using

[0042] (i) only variance estimate (e.g. when mean = 0) (optionally, using e.g. the (b) variance estimate approach described above),

[0043] (ii) variance + mean estimates (optionally, using e.g. the (c) variance estimate approach described above).

- 5 **[0044]** In various embodiments, on determination of the statistical measures, and selection of the distribution, an inverse-quantized mean value $\langle \bar{e} \rangle$, and the logarithm of standard deviation $\log_2 \sigma$ of the distribution $\langle \log_2 \sigma \rangle$ are reconstructed.

- [0045]** Then, the reconstructed values are employed to split each residual
10 sample into MSB and LSB as follows:

[0046]

$$e_i^{MSB} = (e_i - \langle \bar{e} \rangle) \gg \max(\langle \log_2 \sigma \rangle - C_2, 0);$$

$$e_i^{LSB} = (e_i - \langle \bar{e} \rangle) \& \left((1 \ll \max(\langle \log_2 \sigma \rangle - C_2, 0)) - 1 \right);$$

[0047] where C_2 is an empirically selected constant. In various embodiments, C_2 is set to equal 3.

[0048] During decoding, each residual sample will be recombined as follows:

- 15 **[0049]** $e_i = e_i^{MSB} \ll \max(\langle \log_2 \sigma \rangle - C_2, 0) + e_i^{LSB} + \langle \bar{e} \rangle$.

[0050] where C_2 is an empirically selected constant. In various embodiments, C_2 is set to equal 3.

- [0051]** In various embodiments, the distribution descriptor is also the identifier of the selected distribution, as it indexes into an array of pre-stored
20 distributions of the MSBs of the residual samples, at both the sender and the recipient.

[0052] In various embodiments, the ranges of MSBs in these pre-stored distributions are restricted to $[-21, 21]$, which approximately corresponds to the range of $[-3\sigma, 3\sigma]$ in the non-normalized distribution.

- 25 **[0053]** As described earlier, the selected distribution is used to construct block codes for encoding of the MSBs of the residual samples. Their LSBs will be transmitted directly using $\max(\langle \log_2 \sigma \rangle - C_2, 0)$ bits for each residual

sample. To encode samples which MSBs fall outside $[-\bar{e}\{\text{MSB}\}_{\text{max}}, \bar{e}\{\text{MSB}\}_{\text{max}}]$ range, for the embodiment, the encoder transmits an escape code $(\bar{e}\{\text{MSB}\}_{\text{max}} + 1)$, and then uses any standard monotonic code (e.g. Golomb codes, Golomb-Rice codes, Levenstein code, etc.) to transmit the difference
5 $|e_i^{\text{MSB}}|$ and the escape code.

[0054] Referring now to **Figure 3**, wherein a method view illustrating a method for compressing the residual signal in accordance with some embodiments is shown. The method may be practiced in conjunction with the
10 method of **Figure 1** or with other audio/video signal/data compression techniques

[0055] As illustrated, at block **304**, a block of residual samples **302** is partitioned into smaller subblocks. Next, a description of the partition is formed, block **306**, and the description of such a partition is transmitted as a
15 side information, or encoded **308** and multiplexed **322** into bitstream **324**. In various embodiments, the description of the partition is given for the number of sub-blocks, all of which may be equally sized. In other embodiments, the description of the partition is given in the form of a binary-tree-type description, where the total size of the block (which may be equal to a power
20 of 2) and smallest acceptable size of the sub-block are specified.

[0056] Additionally, for each sub-block, the descriptor of the distribution of residual data is calculated, block **312**. In a most general case, such descriptor may be a continuous function of a sufficient statistic of the distribution. In various embodiments, it may be a continuous function of the
25 sample variance of the distribution, e.g. a logarithm of the sample variance of the distribution. In other embodiments, it may be a continuous function of a sample absolute mean of the distribution, e.g. a logarithm of the sample absolute mean of the distribution. In various embodiments, each of these statistics may be computed as earlier described.

[0057] *In various embodiments, distribution descriptors for subblocks are encoded differently based on whether the encoding is dealing with the first subblock in the bitstream (or random-access-enables segment of the bistream) or it is a subsequent one, blocks 314, 316, and 318. In a case of first subblock 314, its distribution descriptor may be encoded as is, without any contexts of prediction information, block 316. In a case of the subsequent subblocks 314, their descriptors may be coded predictively, using prior subblocks, block 318. In various embodiments, such prediction may be implemented as a difference between current descriptor and the one corresponding to the prior subblock. In alternate embodiments, the Golomb-Rice codes are used to encode such differences between descriptors.*

[0058] *Further, the residual samples in each subblock are encoded using specifically selected distributions, provided by their corresponding distribution descriptors, block 320. In various embodiments, the encoding is performed using one or more known coding techniques, such as Huffman codes (in specific case, Golomb-Rice codes), Gilbert-Moore (arithmetic) codes, Fixed-lengths codes, and combinations thereof.*

[0059] *As with the encoded partition descriptors, the encoded components are multiplexed into the continuous bitstream and transmitted, blocks 322-324.*

[0060] Referring now to **Figure 2**, wherein a system having a transmit section and a receive section, both adapted to practice the compression methods of **Figure 1 and/or Figure 3**, in accordance with some embodiments, is shown. In alternate embodiments, a system may comprise only the transmit section or the receive section. It is not necessary to always practice the invention with both sections.

[0061] As illustrated, for the embodiments, system **200** comprise transmit section **202** including transmitter **216**, and a receive section **222** including receiver **226**. In alternate embodiments, transmit and receive sections may

share a common transceiver. Further, for the embodiments, in addition to transmitter **216**, transmit section **202** includes controller **218**, whereas in addition to receiver **226**, receive section **222** includes controller **230**, to control the operations of the various elements of the respective sections.

5 Similarly, in alternate embodiments, transmit and receive sections may share a common controller instead.

[0062] For the embodiment, in addition to transmitter **216** and controller **218**, transmit section **202** further includes first selector **206**, filter **208**, encoder **212**, computer unit **210**, and second selector **214**, coupled to each other, and to
10 transmitter **216** and controller **218** as shown. Selector **206** is employed, under the control of controller **218** to partition a portion of a stream of audio signal data into blocks or sub-blocks. Filter **208** is a prediction filter, to be applied, under the control of controller **218**, to the current of audio signal data to be processed and compressed. Compute unit **210** under the control of
15 controller **218** is employed to perform the various earlier described computations. Encoder **212** is employed under the control of controller **218** to encode the MSB of the residual samples as earlier described. Second selector **214** under the control of controller **218** is employed to select the various output values to be outputted, and multiplexed them onto the
20 transmission bit stream.

[0063] For the embodiment, in addition to receiver **226** and controller **230**, receive section **222** further includes decoder **228**, and recombiner **232**, coupled to each other, and to receiver **226** and controller **230** as shown. Decoder **228**, under the control of controller **230**, is employed to decode the
25 encoded MSB of the residual samples as earlier described. Recombiner **232** is employed, under the control of controller **230**, to recombine the received MSB and LSB to reconstitute the residual sample.

[0064] In various embodiments, encoder **212** is also adapted to practice the method illustrated by **Figure 3**, i.e. partitioning the residual data of an unit of
30 audio signal data into subblocks, determining the distributions of the

subblocks, ,and encoding the subblocks based at least in part on the determined distributions to reduce the amount of data having to be transmitted by transmitter **216**.

[0065] Except for the logic provided to these elements and/or their usage to cooperate with other elements to effectuate the desired compression of audio signal, these elements otherwise may be implemented in a variety of manners, in hardware, firmware, software, or combination thereof. Thus, system **200** represents a broad of range of systems having audio transmission and/or audio reception capabilities. For examples, system **200** may be a wireless mobile phone, a palm-sized computer, a tablet computer, a laptop computer, a desktop computer, a server, a set-top box, an audio/video entertainment unit, a music player, a DVD player, a CD player, a CAMCORDER, and so forth.

[0066] Thus, a novel audio signal data compression method and apparatus has been described. Although specific embodiments have been illustrated and described herein, it will be appreciated by those of ordinary skill in the art that a wide variety of alternate and/or equivalent implementations may be substituted for the specific embodiments shown and described, without departing from the scope of the present invention. This application is intended to cover any adaptations or variations of the embodiments discussed herein. Therefore, it is manifestly intended that this invention be limited only by the claims and the equivalents thereof.

CLAIMS

What is claimed is:

1. A method comprising:
5 determining a distribution substantially representative of a subblock of residual data of an unit of audio signal data; and
transmitting in substance the unit of audio signal data to a recipient, utilizing the determined distribution to assist in reducing an amount of data having to be transmitted.
10
2. The method of claim 1, wherein the method further comprises receiving the residual data of the unit of audio signal data; and partitioning the residual data of the unit of audio signal data into a plurality of subblocks.
15
3. The method of claim 2, wherein the method further comprises performing the determining and transmitting operations of claim 1 for each subblock of the residual data of the unit of audio signal data.
- 20 4. The method of claim 2, further comprising transmitting a description of the partitioning in a selected one of an unencoded and encoded form to the recipient.
5. The method of claim 1, wherein the determining of a distribution
25 comprises determining a plurality of statistical measures of the subblock of the residual data.
6. The method of claim 5, wherein the determining of the statistical
30 measures comprises determining a variance of the subblock of the residual data or an estimate of the variance;

7. The method of claim 5, wherein the determining of the statistical measures comprises determining a mean of the subblock of the residual data.
- 5 8. The method of claim 5, wherein the method further comprises forming a distribution descriptor of the subblock of residual data, based at least in part on the determined statistical measures for the subblock of the residual data.
9. The method of claim 5, wherein the method further comprises encoding
10 the distribution descriptor if the subblock is a first subblock of residual data to be encoded and multiplexed into a transmission bitstream.
10. The method of claim 5, wherein the method further comprises
determining a difference or differences between the distribution descriptor and
15 a distribution descriptor of a prior subblock of the residual data, and encoding the difference or differences of distribution descriptors, if the subblock is not a first subblock of residual data to be encoded and multiplexed into a transmission bitstream.
- 20 11. The method of claim 10, wherein the encoding comprises encoding the difference or differences of distribution descriptors, using Golomb-Rice codes.
12. The method of claim 1, wherein the transmitting comprises transmitting
in substance the determined distribution in a selected one of unencoded and
25 encoded form to the recipient.
13. The method of claim 1, wherein the method further comprises
generating a selected one of Huffman codes and run-length codes to encode
the subblock of the residual data, based at least in part on the determined
30 distribution, and the transmitting comprises transmitting the generated

Huffman or run-length codes.

14. The method of claim 1, wherein the method further comprises
generating a selected one of Gilbert-Moore codes and arithmetic codes to
5 encode the subblock of residual data, based at least in part on the determined
distribution, and the transmitting comprises transmitting the generated Gilbert-
Moore or arithmetic codes.

10 15. An encoder comprising
means for partitioning residual data of an unit of audio signal data into
a plurality of subblocks; and
means for determining a distribution substantially representative of a
subblock of residual data of an unit of audio signal data.

15
16. The encoder of claim 15, wherein the means for determining is adapted
to determine the distribution by determining a plurality of statistical measures
of the subblock of the residual data, and forming a distribution descriptor of
the subblock of residual data, based at least in part on the determined
20 statistical measures for the subblock of residual data.

17. The encoder of claim 15, wherein the encoder further comprises means
for encoding the distribution descriptor if the subblock is a first subblock of
residual data to be encoded and multiplexed into a transmission bitstream.

25
18. The encoder of claim 15, wherein the encoder further comprises means
for determining a difference or differences between the distribution descriptor
and a distribution descriptor of a prior subblock of the residual data, and
encoding the difference or differences of distribution descriptors, if the
30 subblock is not a first subblock of residual data to be encoded and multiplexed

into a transmission bitstream.

19. The encoder of claim 18, wherein the encoder is adapted to encoding the difference or differences of distribution descriptors, using Golomb-Rice
5 codes.

20. The encoder of claim 15, wherein the encoder further comprises means for encoding the subblock of the residual data, based at least in part on the determined distribution.
10

21. A system comprising:
a transmission unit;
an encoder unit coupled to the transmission unit; and
15 a control unit coupled to, and adapted to control the transmission unit and the encoder unit, including using the transmission unit to transmit in substance a subblock of residual data of a unit of audio signal data to a recipient, and the encoder having been adapted to utilize a distribution substantially representative of the subblock of residual data to reduce an
20 amount of data having to be transmitted by the transmission unit.

22. The system of claim 21, wherein the encoder unit is further adapted to partition the residual data of the unit of audio signal data into a plurality of subblocks, said subblock being one of the plurality of subblocks.
25

23. The system of claim 21, wherein the encoder unit is further adapted to determine the distribution of the subblock of residual data.

24. The system of claim 23, wherein the encoder unit is further adapted to determine the distribution by determining a plurality of statistical measures of
30

the subblock of the residual data, and forming a distribution descriptor of the subblock of residual data, based at least in part on the determined statistical measures for the subblock of residual data.

5 25. The system of claim 23, wherein the control unit is further adapted to use the transmission unit to transmit in substance a description of the distribution in a selected one of an unencoded and encoded form to the recipient.

10 26. The system of claim 25, wherein the encoder is further adapted to encode the distribution descriptor if the subblock is a first subblock of residual data to be encoded and multiplexed into a transmission bitstream.

15 27. The system of claim 25, wherein the encoder is further adapted to determine a difference or differences between the distribution descriptor and a distribution descriptor of a prior subblock of the residual data, and encode the difference or differences of distribution descriptors, if the subblock is not a first subblock of residual data to be encoded and multiplexed into a transmission bitstream.

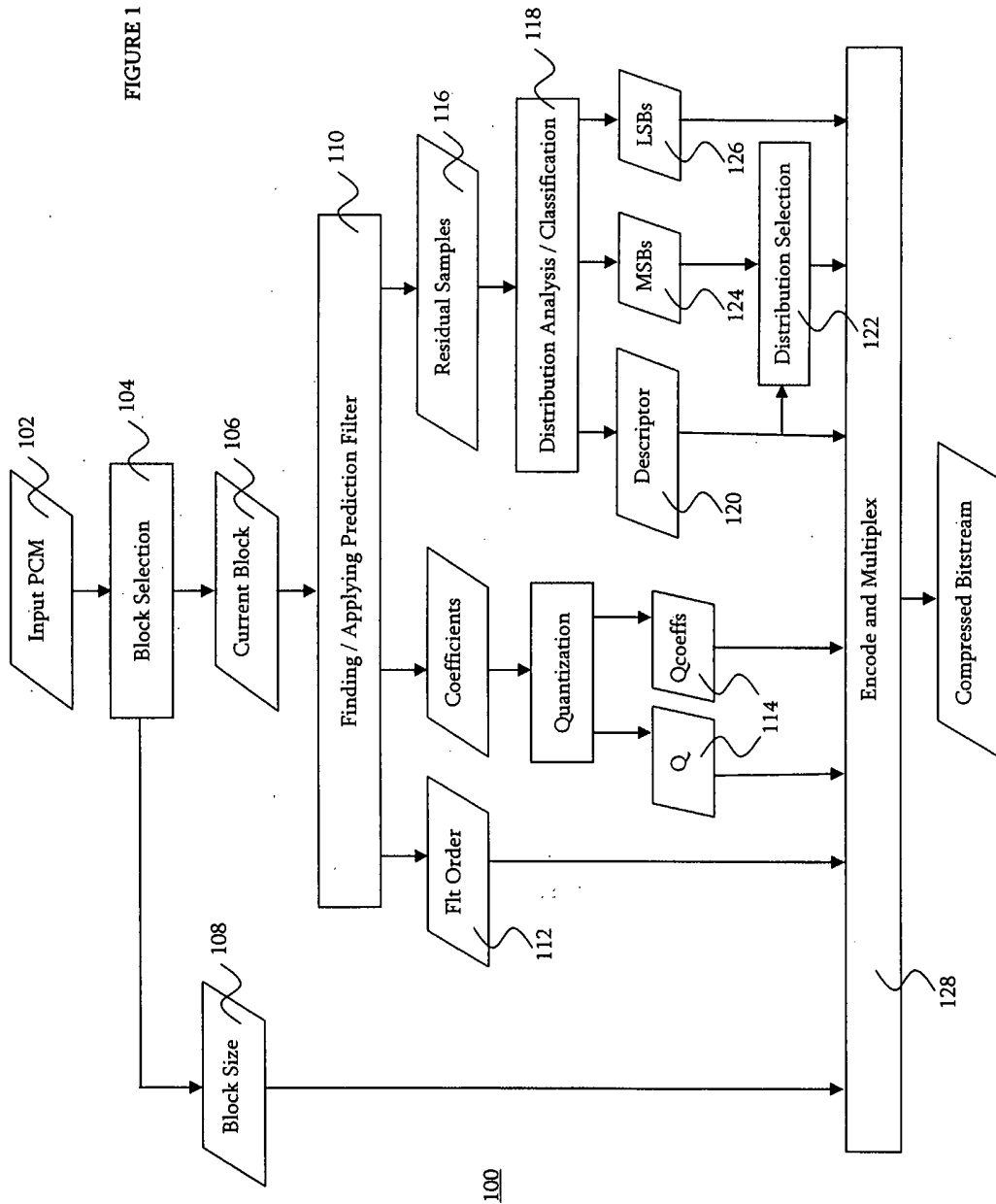
20 28. The system of claim 27, wherein the encoder is adapted to encode the difference or differences of distribution descriptors, using Golomb-Rice codes.

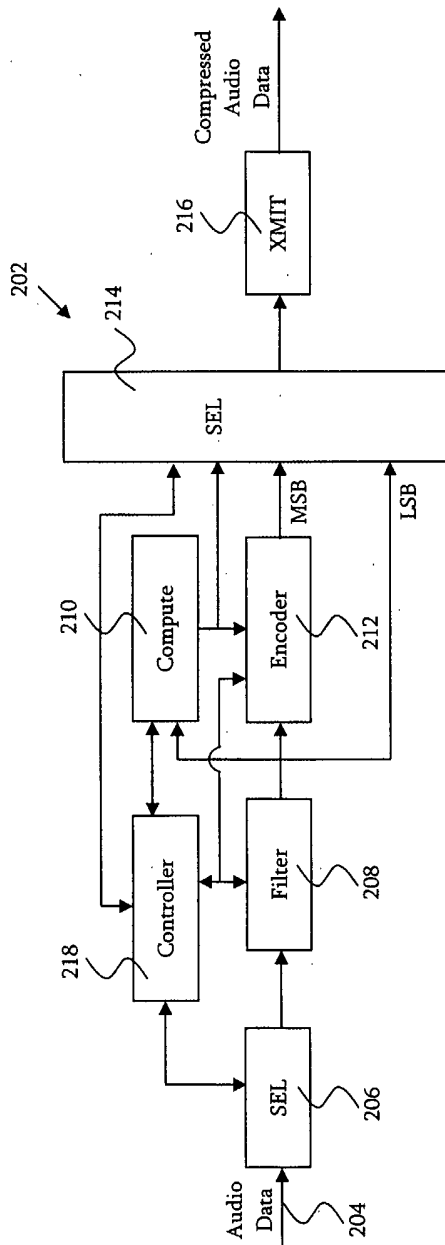
25 29. The system of claim 21, wherein the encoder unit is adapted to generate codes to encode the subblock of the residual data, based at least in part on the determined distribution, and said using of the transmission unit to transmit in substance the subblock comprises using the transmission unit to transmit the generated codes.

30 30. The system of claim 21, wherein the system is selected from a group

consisting of a wireless mobile phone, a palm-sized computer, a tablet computer, a laptop computer, a desktop computer, a server, a set-top box, an audio/video entertainment unit, a music player, a DVD player, a CD player, and a CAMCORDER.

FIGURE 1





200

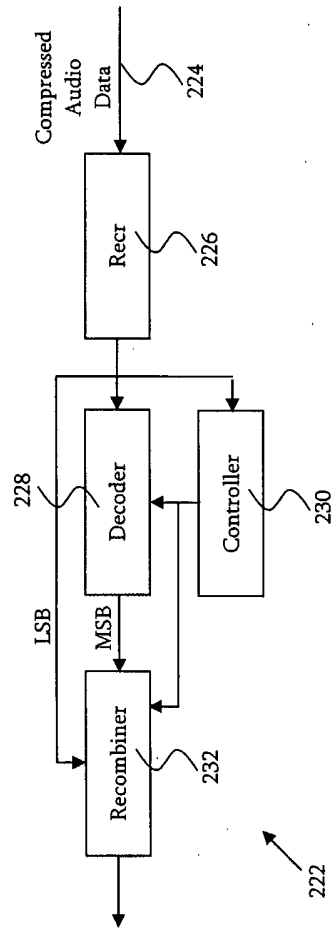


FIGURE 2

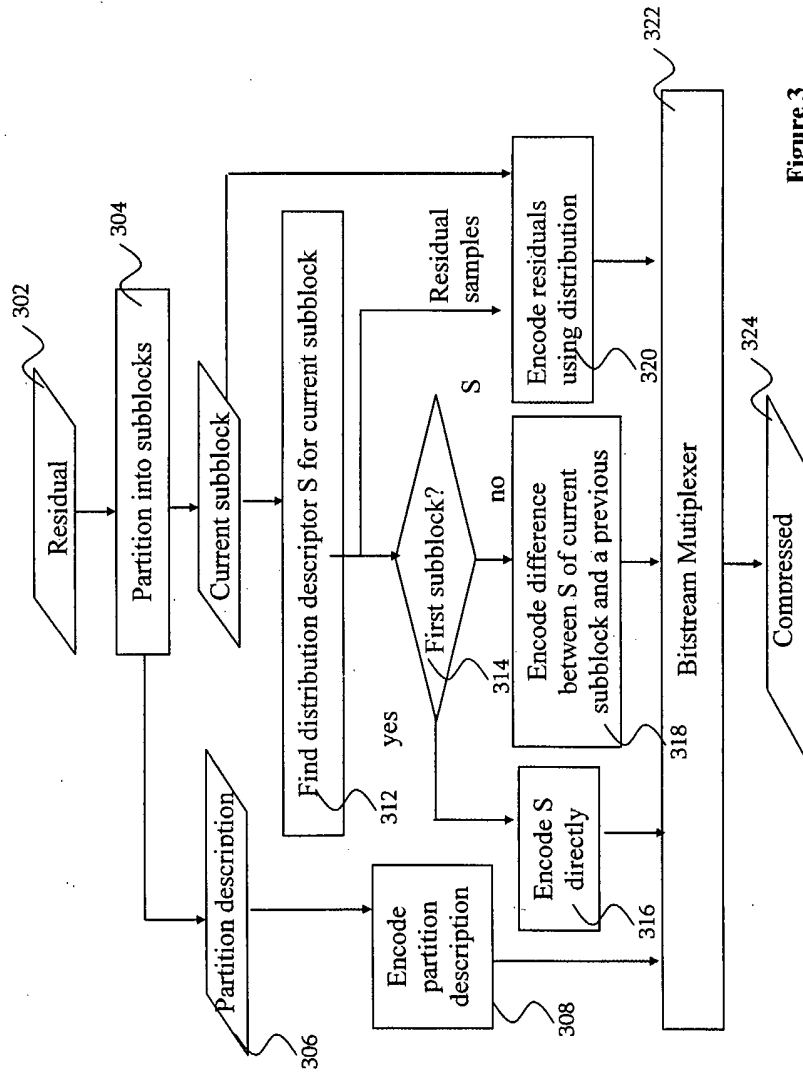


Figure 3