

RADIATION-INDUCED THICKENING FOR SET-ON-COMMAND SEALANT COMPOSITIONS AND METHODS OF USE

FIELD OF THE INVENTION

[0001] The present invention generally relates to hydrocarbon exploration and production operations, and more particularly to compositions and methods that allow for greater control over the thickening of fluids or slurries, such as cement during and after subterranean cementing operations.

BACKGROUND OF THE INVENTION

[0002] Natural resources such as oil and gas located in a subterranean formation can be recovered by drilling a wellbore down to the subterranean formation, typically while circulating a drilling fluid in the wellbore. After the wellbore is drilled, a string of pipe, e.g., casing, is run in the wellbore. The drilling fluid is then usually circulated downwardly through the interior of the pipe and upwardly through the annulus between the exterior of the pipe and the walls of the wellbore, although other methodologies are known in the art.

[0003] Fluids and slurries such as hydraulic cement compositions are commonly employed in the drilling, completion and repair of oil and gas wells. For example, hydraulic cement compositions are utilized in primary cementing operations whereby strings of pipe such as casing or liners are cemented into wellbores. In performing primary cementing, a hydraulic cement composition is pumped into the annular space between the walls of a wellbore and the exterior surfaces of a pipe string disposed therein. The cement composition is allowed to set in the annular space, thus forming an annular sheath of hardened substantially impermeable cement. This cement sheath physically supports and positions the pipe string relative to the walls of the wellbore and bonds the exterior surfaces of the pipe string to the walls of the wellbore. The cement sheath prevents the unwanted migration of fluids between zones or formations penetrated by the wellbore. Hydraulic cement compositions are also commonly used to plug lost circulation and other undesirable fluid inflow and outflow zones in wells, to plug cracks and holes in pipe strings cemented therein and to accomplish other required remedial well operations. After the cement is placed within the wellbore a period of time is needed for the cement to cure and obtain enough mechanical

strength for drilling operations to resume. This down time is often referred to as "waiting-on-cement", or WOC. If operations are resumed prior to the cement obtaining sufficient mechanical strength, the structural integrity of the cement can be compromised.

[0004] Two common pumping methods have been used to place the cement composition in the annulus. The cement composition may be pumped down the inner diameter of the casing and up through the annulus to its desired location. This is referred to as a conventional-circulation direction method. Alternately, the cement composition may be pumped directly down the annulus so as to displace well fluids present in the annulus by pushing them up into the inner diameter of the casing. This is referred to as a reverse-circulation direction method. Cement can also be used within the wellbore in other ways, such as by placing cement within the wellbore at a desired location and lowering a casing string into the cement. The latter method may be used, for example, when there is not the ability to circulate well fluids due to fluid loss into a formation penetrated by the wellbore.

[0005] In carrying out primary cementing as well as remedial cementing operations in wellbores, the cement compositions are often subjected to high temperatures, particularly when the cementing is carried out in deep subterranean zones. These high temperatures can shorten the thickening times of the cement compositions, meaning the setting of the cement takes place before the cement is adequately pumped into the annular space. Therefore, the use of set retarding additives in the cement compositions has been required. These additives extend the setting times of the compositions so that adequate pumping time is provided in which to place the cement into the desired location.

[0006] While a variety of cement set retarding additives have been developed and utilized, known additives, such as sugars or sugar acids, can produce unpredictable results. Hydroxy carboxylic acids, such as tartaric acid, gluconic acid and glucoheptonic acid are commonly used in oil well cementing as cement retarders. However, if an excess of hydroxy carboxylic acid, or any other retarder, is used it can over-retard the set of the cement slurry and thereby causing it to remain fluid for an extended period of time. This over-retardation can result in extended waiting time prior to resuming drilling and may allow gas to invade the slurry thereby causing unwanted gas migration. The extended waiting time results in delays in subsequent drilling or completion activities.

[0007] In a number of cementing applications, aqueous salt has been utilized as an additive in cement compositions. The salt, generally sodium chloride, functions as a dispersant in cement slurry, causing the slurry to expand upon setting whereby the attainment of a good bond between the wellbore and casing upon setting of the slurry is enhanced. However, salt saturated slurries can cause problems to bordering formations, and in certain situations salt can be leached out of the cement slurry, which could cause cement failure. Also, certain salts, such as calcium salts, can act as accelerating agents, which reduce the setting time of the cement composition. However, the presence of a set and strength accelerating agent, such as calcium salt, in the cement composition increases the risk that the cement composition may thicken or set before placement. Given the complexity of the cement chemistry and the large temperature and pressure gradients that can be present in the well bore and the difficulty in predicting the exact downhole temperatures during the placement and setting of a cement it can be difficult to control the retarding additive and accelerating to get the desired setting behavior. Systems generally are over-engineered to have very long setting (or thickening) times in order to ensure that the mix remains fluid until all of the cementitious material is in place.

[0008] Therefore, there is a need for improved set control methods, which bring about predictable fluid and slurry thickening times in subterranean environments encountered in wells. In particular, it is desirable to develop methods for rapidly thickening of such fluids, such as cement-based systems, whereby the timing of the fluid thickening is under the control of engineers in the field.

SUMMARY OF THE INVENTION

[0009] According to one aspect of the present invention, there is provided a method for use in a wellbore comprising: placing a composition comprising a polymeric additive into a subterranean formation after drilling of the wellbore therein; and subjecting the composition to ionizing radiation after placement into the wellbore.

[0010] In another aspect, there is provided a composition for use in subterranean formation, comprising a polymeric additive capable of thickening the composition upon exposure to ionizing radiation.

[0011] In a further aspect, the invention provides a method of isolating a portion of a wellbore comprising: placing a sealant composition comprising a polymeric additive into a subterranean formation after drilling of the wellbore therein; and subjecting the sealant composition to ionizing radiation.

[0012] In a further aspect, the invention provides a method of cementing a wellbore comprising: placing a cement composition comprising a polymeric additive into a subterranean formation after drilling of the wellbore therein; and subjecting the cement composition to ionizing radiation after placement into the wellbore.

[0013] In another aspect, the invention provides a wellbore sealant composition comprising: a wellbore treatment fluid; and said polymeric additive: wherein the sealant composition is capable of thickening upon exposure to ionizing radiation.

[0014] In a further aspect, there is provided a cement composition for use in a subterranean formation comprising: hydraulic cement; water; and a polymeric additive capable of thickening the cement composition upon exposure to ionizing radiation.

[0015] The present invention generally relates to methods of using wellbore fluid and/or slurry compositions that allow for greater control over the setting of such compositions in a wellbore.

[0016] Disclosed herein is a method of isolating a portion of a wellbore by preparing a sealant composition comprising a fluid component and a polymeric additive component, placing the sealant composition into a wellbore and subjecting the sealant composition to ionizing radiation. The ionizing radiation can cause bonding between polymeric additive components and creates a polymer matrix within the sealant composition that increases the mechanical strength of the sealant composition. The ionizing radiation can cause the destruction of at least a portion of the polymeric additive molecules, resulting in an increase in the mechanical strength of the sealant composition.

[0017] The sealant composition can contain chemical retarders used to inhibit sealant composition setting and the ionizing radiation can cause the destruction of at least a portion of the chemical retarders, thereby reducing fluidity in the sealant composition and increasing

the mechanical strength of the sealant composition. The sealant composition can include one or more components selected from the group consisting of sealants, resins, cements, settable drilling muds, conformance fluids, and combinations thereof. The polymeric additive can be a water-soluble crosslinkable polymer, or a comb polymer. The sealant composition can further include at least one scintillator material capable of emitting secondary ionizing radiation, or non-ionizing radiation, upon exposure to the ionizing radiation.

[0018] The polymeric additive can be a homopolymer, copolymer, terpolymer, hyperbranched or dendritic polymer. In embodiments the polymeric additive can be selected from polyalkyleneoxide, poly(vinyl pyrrolidone), poly(vinyl alcohol), polyacrylamide, polyacrylate, poly(vinyl methyl ether), and combinations thereof.

[0019] Embodiments of the present invention also generally relate to wellbore cementing compositions and methods, which allow for greater control over the setting of cement in a wellbore.

[0020] An embodiment of the invention is a method of cementing a wellbore that includes preparing a cement composition having a polymeric additive, placing the cement composition into the wellbore and subjecting the placed cement to ionizing radiation. The ionizing radiation can induce crosslinking between the polymer chains, thus creating a polymer matrix anchored to two or more particles to increase the mechanical strength of the composite, sufficient to enable resumption of drilling. The ionizing radiation can include neutron radiation, which can be referred to as ionization inducing or indirectly ionizing. The polymeric additive can be a monomer, prepolymer, or polymer. In an embodiment at least a portion of the polymeric additive contains at least one functional group that can bond to the surface of the cement particles and at least a portion of the polymeric additive contains at least one functional group that is water-soluble and can form crosslinks when exposed to the ionizing radiation.

[0021] The ionizing radiation can cause the destruction of at least a portion of the polymeric additive molecules, resulting in an increase in the mechanical strength of the slurry.

[0022] The slurry can also contain chemical retarders used to inhibit slurry setting and the ionizing radiation can cause the destruction of at least a portion of the chemical retarders, thereby reducing fluidity in the cement phase and enhancing the increase in mechanical strength of the slurry.

[0023] The slurry can further include bridging agents capable of reacting with the polymeric additive. The bridging agents can be selected from the group comprising ethylene glycol, propylene glycol, diethylene glycol, poly vinyl pyrrolidone, poly vinyl alcohol, poly vinyl methyl ether, poly acrylamide, polyols (alcohols containing multiple hydroxyl functional groups), polyacrylates and combinations thereof. The slurry can further include at least one scintillator material capable of emitting secondary ionizing radiation, or non-ionizing radiation, upon exposure to the ionizing radiation.

[0024] Also disclosed herein is a cement composition comprising cement particles, water and a polymeric additive. At least a portion of the polymeric additive can have at least one functional group that can bond to the surface of the cement particles and at least a portion of the polymeric additive can have at least one functional group that is water-soluble and can form crosslinks when exposed to ionizing radiation. The polymeric additive can be a comb polymer that can include polycarboxylic acid (PCA) backbones that are adsorbed onto the surface of the cement particles and polyalkyleneoxide (PAO) chains that extend into the aqueous phase of the cement composition. The polyalkyleneoxide chains can be capable of crosslinking when subjected to the ionizing radiation to create a polymer matrix within the cement composition to increase the mechanical strength of the composite prior to normal hydration setting of the cement. The PAO chains can be polyethyleneoxide chains. The cement composition can further include at least one scintillator material capable of emitting secondary ionizing, or non-ionizing, radiation upon exposure to the ionizing radiation.

[0025] Additionally disclosed herein is a method of cementing a wellbore that includes preparing a cement composition containing a comb polymer that has cement anchoring groups and pendant ionizable dispersing groups. The method includes placing the cement composition into the wellbore, and subjecting the placed cement composition mixed with the comb polymer to ionizing radiation, wherein the ionizing radiation creates crosslinks between the polymer chains. The cement anchoring groups can be polycarboxylic acid backbones of

the comb polymer that are absorbed onto the surface of the cement particles. The ionizable dispersing groups can be polyalkyleneoxide chains that extend into the aqueous phase of the cement composition that can ionize and bond with adjacent ionized polyalkyleneoxide chains to form a polymer matrix within the cement composition to increase the mechanical strength of the composite prior to normal hydration setting of the cement. The cement composition can further include at least one scintillator material capable of emitting secondary radiation upon exposure to the ionizing radiation.

[0026] Further disclosed herein is a method of cementing a wellbore that includes placing a cement composition that includes monomer, prepolymer, or polymer into the wellbore and subjecting the placed cement composition to ionizing radiation. The ionizing radiation initiates polymerization of the monomers or prepolymers and/or crosslinking between the polymer chains of the ionized cement composition resulting from the ionizing radiation, wherein the emitting of the ionizing radiation is subject to the control of technicians in the field. The cement composition can further include at least one scintillator material capable of emitting secondary radiation upon exposure to the ionizing radiation.

[0027] The present invention also relates to wellbore fluid and/or slurry compositions that allow for greater control over the setting of such compositions in a wellbore.

[0028] Disclosed herein is a sealant composition comprising a wellbore treatment fluid and a polymeric additive component that can be placed into a wellbore and subjected to ionizing radiation. The polymeric additive can be a polymer that crosslinks when exposed to the ionizing radiation. The ionizing radiation can cause bonding between polymeric additive components and create a polymer matrix within the sealant composition that increases the mechanical strength of the sealant composition. The ionizing radiation can cause the destruction of at least a portion of the polymeric additive molecules, resulting in an increase in the mechanical strength of the sealant composition.

[0029] An embodiment of the invention is a cement composition having a polymeric additive that can be placed into the wellbore and subjected to the ionizing radiation. The ionizing radiation can induce polymerization of at least a portion of the polymeric additive and can create crosslinks between the polymer chains, thus creating a polymer matrix

anchored to two or more particles to increase the mechanical strength of the composite, sufficient to enable resumption of drilling. The ionizing radiation can include neutron radiation, which can be referred to as ionization inducing or indirectly ionizing. The polymeric additive can be a monomer, prepolymer, or polymer. In an embodiment at least a portion of the polymeric additive contains at least one functional group that can bond to the surface of the cement particles and at least a portion of the polymeric additive contains at least one functional group that is water-soluble and can form crosslinks when exposed to the ionizing radiation.

[0030] Additionally disclosed herein is a cement composition containing a comb polymer that has cement anchoring groups and pendant ionizable dispersing groups. The cement composition can be placed into the wellbore and subjected to ionizing radiation, wherein the ionizing radiation creates crosslinks between the polymer chains. The cement anchoring groups can be polycarboxylic acid backbones of the comb polymer that are absorbed onto the surface of the cement particles. The ionizable dispersing groups can be polyalkyleneoxide chains that extend into the aqueous phase of the cement composition that can ionize and bond with adjacent ionized polyalkyleneoxide chains to form a polymer matrix within the cement composition to increase the mechanical strength of the composite prior to normal hydration setting of the cement. The cement composition can further include at least one scintillator material capable of emitting secondary ionizing radiation upon exposure to the ionizing radiation.

[0031] Further disclosed herein is a cement composition that includes monomer, prepolymer, or polymer that can be placed into the wellbore and subjected to the ionizing radiation. The ionizing radiation initiates polymerization of the monomers or prepolymers and/or crosslinking between the polymer chains of the ionized cement composition resulting from the ionizing radiation, wherein the emitting of the ionizing radiation is subject to the control of technicians in the field. The cement composition can further include at least one scintillator material capable of emitting secondary ionizing radiation upon exposure to the ionizing radiation.

[0032] The preceding has outlined rather broadly the features and technical advantages of the present invention in order that the detailed description of the invention may be more fully

understood. The features and technical advantages of the present invention will be readily apparent to those skilled in the art upon a reading of the detailed description of the embodiments of the invention, which follows.

BRIEF DESCRIPTION OF DRAWINGS

- [0033] Figure 1 illustrates a cross sectional side view of a well bore.
- [0034] Figure 2 is a graph of results from a radiation dose study.
- [0035] Figure 3 is a graph of Storage Modulus values from a radiation dose study.
- [0036] Figure 4 is a graph of Loss Modulus values from a radiation dose study.

DETAILED DESCRIPTION

[0037] The present invention relates to generally to wellbore operations involving fluids or slurries, and more particularly, to fluids or slurries that contain polymer or polymer precursors that can be reacted on command to provide thickening to the fluid or slurry. The fluids or slurries referred to herein can be any suitable for wellbore operations, drilling, completion, workover or production operations such as cements, drilling muds, lost circulation fluids, fracturing fluids, conformance fluids, sealants, resins, etc.

[0038] In embodiments the fluid or slurry is a cementitious composition generally comprising water and a cement component such as hydraulic cement, which can include calcium, aluminum, silicon, oxygen, and/or sulfur, which sets and hardens by reaction with the water.

[0039] Referring to FIG. 1, a cross sectional side view of an embodiment of a wellbore 2 is illustrated. Surface casing 4, having a wellhead 6 attached, is installed in the wellbore 2. Casing 8 is suspended from the wellhead 6 to the bottom of the wellbore 2. An annulus 10 is defined between casing 8 and the wellbore 2. Annulus flow line 12 fluidly communicates with annulus 10 through the wellhead 6 and/or surfacing casing 4 with an annulus valve 14. Flow line 16 is connected to the wellhead 6 to allow fluid communication with the inner

diameter of casing 8 and a casing valve 18. At the lower most end of casing 8 the casing is open to the wellbore 2 or has circulation ports in the walls of casing 8 (not shown) to allow fluid communication between the annulus 10 and the inner diameter of casing 8.

[0040] A cement composition can be pumped down the casing 8 and circulated up the annulus 10 while fluid returns are taken from the annulus 10 out flow line 12, in a typical circulation direction. Alternately the cement composition can be pumped into the annulus 10 from annulus flow line 12 while fluid returns are taken from the inner diameter of casing 8 through flow line 16. Thus, fluid flows through wellbore 2 in a reverse circulation direction.

[0041] In an alternate method a fluid composition, such as a cement slurry, can be placed within the wellbore 2 and a sealed or filled tubular, such as casing 8, can be lowered into the wellbore 2 such that the fluid composition is displaced into the annulus 10 area, thereby placing the fluid composition within the annulus 10 without pumping the fluid composition into the annulus 10. The above method can be referred to as puddle cementing. The fluid composition can be a drilling fluid placed within the wellbore after drilling operations are complete.

[0042] Any cement suitable for use in subterranean applications may be suitable for use in the present invention. In certain embodiments, the cement compositions used in the present invention comprise a hydraulic cement. Examples of hydraulic cements include but are not limited to Portland cements (e.g., Classes A, C, G, and H Portland cements), pozzolana cements, gypsum cements, phosphate cements, high alumina content cements, silica cements, high alkalinity cements, and combinations thereof. Cements comprising shale, cement kiln dust or blast furnace slag also may be suitable for use in the present invention. In certain embodiments, the shale may comprise vitrified shale; in certain other embodiments, the shale may comprise raw shale (e.g., unfired shale), or a mixture of raw shale and vitrified shale.

[0043] The cementitious compositions used in the present invention generally comprise a base fluid. A wide variety of base fluids may be suitable for use with the present invention, including, inter alia, an aqueous-based base fluid, a nonaqueous-based base fluid, and mixtures thereof. Where the base fluid is aqueous-based, it may comprise water that may be

from any source, provided that the water does not contain an excess of compounds (e.g., dissolved organics, such as tannins) that may adversely affect other compounds in the cement compositions. For example, a cement composition useful with the present invention can comprise fresh water, salt water (e.g., water containing one or more salts dissolved therein), brine (e.g., saturated salt water), or seawater. Where the base fluid is nonaqueous-based, the base fluid may comprise any number of organic liquids. Examples of suitable organic liquids include, but are not limited to, mineral oils, synthetic oils, esters, and the like. In certain embodiments of the present invention wherein primary cementing is performed, an aqueous-based base-fluid may be used. The base fluid may be present in an amount sufficient to form a pumpable slurry. More particularly, in certain embodiments wherein the base fluid is water, the base fluid may be present in the cement compositions used in the present invention in an amount in the range of from about 25% to about 150% by weight of cement ("bwoc"). In certain embodiments wherein the base fluid is water, the base fluid may be present in the cement compositions in the range of from about 30% to about 75% bwoc. In still other embodiments wherein the base fluid is water, the base fluid may be present in the cement compositions in the range of from about 40% to about 60% bwoc. In still other embodiments wherein the base fluid is water, the base fluid may be present in the cement compositions in the range of from about 35% to about 50% bwoc. The cement composition may include a sufficient amount of water to form a pumpable cementitious slurry. The water may be fresh water or salt water, e.g., an unsaturated aqueous salt solution or a saturated aqueous salt solution such as brine or seawater.

[0044] The cementitious compositions used in the present invention can further comprise a set retarder. A broad variety of set retarders may be suitable for use in the cement compositions used in the present invention. For example, the set retarder may comprise, inter alia, phosphonic acid, phosphonic acid derivatives, lignosulfonates, salts, sugars, carbohydrate compounds, organic acids, carboxymethylated hydroxyethylated celluloses, synthetic co- or ter-polymers comprising sulfonate and carboxylic acid groups, and/or borate compounds. In certain embodiments, the set retarders used in the present invention are phosphonic acid derivatives, such as those described in U.S. Pat. No. 4,676,832, the entire disclosure of which is hereby incorporated herein. Examples of suitable borate compounds include, but are not limited to, sodium tetraborate and potassium pentaborate. Examples of

suitable organic acids include, inter alia, gluconic acid and tartaric acid. Generally, the set retarder is present in the cement compositions used in the present invention in an amount sufficient to delay the setting of the cement composition in a subterranean formation for a desired time. More particularly, the set retarder may be present in the cement compositions used in the present invention in an amount in the range of from about 0.1% to about 10% bwoc. In certain embodiments, the set retarder is present in the cement compositions used in the present invention in an amount in the range of from about 0.5% to about 4% bwoc. In an embodiment of the present invention the imposition of ionizing radiation results in the alteration or destruction of a set retarder additive. As the set retarder is altered by the exposure to the ionizing radiation the effect of the set retarder on the slurry is reduced and the slurry can set sooner than it would in the absence of the ionizing radiation.

[0045] The set retarders of the current invention may include a sensitizer-containing retarder, such as a boron-containing retarder. The sensitizer can be made from a material having a strong radiation absorption property. The sensitizer can also be a scintillator material. The sensitizer can be any material that increases the capture efficiency of the ionizing radiation within the slurry. This sensitizer-containing retarder, also referred to as a sensitized retarder, can be a boron-containing retarder, also referred to as a boronated retarder, may include a wide variety of set retarders, including the set retarders disclosed herein, wherein the selected set retarder, or combination of set retarders, additionally includes at least one boron atom. As discussed in the immediately preceding paragraph, sugars and/or carbohydrates can be used as a retarder in the setting of a cement composition. In an embodiment, the retarder is a sensitized sugar or carbohydrate. In a more specific embodiment, the sensitized retarder is boronated glucose. In an even more specific embodiment, the boronated glucose is represented by 3-O-(o-Carborany-1-ylmethyl)-D-glucose, as presented in U.S. Patent No. 5,466,679, to Soloway et al.

[0046] Optionally, the cementitious compositions used in the present invention may comprise a fluid loss control additive. A variety of fluid loss control additives may be suitable for use with the present invention, including, inter alia, fibers, flakes, particulates, modified guar, latexes, and acrylamide methyl sulfonic acid copolymers such as those that are further described in U.S. Pat. Nos. 4,015,991; 4,515,635; 4,555,269; 4,676,317;

4,703,801; 5,339,903; and 6,268,406, the entire disclosures of which are hereby incorporated herein by reference. Generally, the fluid loss control additive is present in the cement compositions used in the present invention in an amount sufficient to provide a desired degree of fluid loss control. More particularly, the fluid loss control additive may be present in the cement compositions used in the present invention in an amount in the range of from about 0.1% to about 10% bwoc. In certain embodiments, the fluid loss control additive is present in the cement compositions used in the present invention in an amount in the range of from about 0.2% to about 3% bwoc.

[0047] Optionally, the cementitious compositions used in the present invention also may include a mechanical-property modifier. Examples of suitable mechanical-property modifiers may include, inter alia, gases that are added at the surface (e.g., nitrogen), gas-generating additives that may generate a gas in situ at a desired time (e.g., aluminum powder or azodicarbonamide), hollow microspheres, elastomers (e.g., elastic particles comprising a styrene/divinylbenzene copolymer), high aspect ratio materials (including, inter alia, fibers), resilient graphitic materials, vapor/fluid-filled beads, matrix-sorbable materials having time-dependent sorption (initiated by, e.g., degradation), mixtures thereof (e.g., mixtures of microspheres and gases), or the like. In certain embodiments of the present invention, the optional mechanical-property modifier may include a latex.

[0048] In certain optional embodiments wherein microspheres are added to the cement compositions useful with the present invention, the microspheres may be present in the cement compositions in an amount in the range of from about 5% to about 75% bwoc. In certain embodiments of the present invention, the inclusion of microspheres in the cement compositions useful with the present invention may reduce the density of the cement composition.

[0049] In certain optional embodiments wherein one or more gas-generating additives are used as mechanical property modifiers in the cementitious compositions used in the present invention, the one or more gas-generating additives may comprise, inter alia, aluminum powder that may generate hydrogen gas in situ, or they may comprise azodicarbonamide that may generate nitrogen gas in situ. Other gases and/or gas-generating additives also may be suitable for inclusion in the cementitious compositions used in the present invention. Where

included, a gas-generating additive may be present in the cement compositions used in the present invention in an amount in the range of from about 0.1% to about 5% bwoc. In certain embodiments where the gas-generating additive is aluminum powder, the aluminum powder may be present in the cement compositions used in the present invention in an amount in the range of from about 0.1% to about 1% bwoc. In certain embodiments where the gas-generating additive is an azodicarbonamide, the azodicarbonamide may be present in the cement compositions used in the present invention in an amount in the range of from about 0.5% to about 5% bwoc.

[0050] Optionally, the cementitious compositions used in the present invention also may include additional suitable additives, including defoaming agents, dispersants, density-reducing additives, surfactants, weighting materials, viscosifiers, fly ash, silica, free water control agents, and the like. Any suitable additive may be incorporated within the cement compositions used in the present invention.

[0051] In an embodiment of the present invention, the fluid or slurry includes a monomer additive. The monomer additive may be a synthetic or natural monomer. Examples of synthetic monomers include hydrocarbons such as ethylene, propylene or styrene monomers. Other synthetic monomers that can be used include the acrylic monomers such as acrylic acid, methyl methacrylate and acrylamide. In an embodiment, the monomer additive is present in amounts of from about 0.01% to about 10.0% bwoc, optionally from about 0.05% to about 7.5% bwoc, optionally from about 0.25% to about 2.5% bwoc.

[0052] In an embodiment, the fluid or slurry includes a crosslinkable prepolymer additive. The prepolymer additive can be a polymer intermediate, or a reactive low-molecular-weight macromolecule, or an oligomer, capable of being crosslinked by further polymerization. An example of a prepolymer is polyurethane prepolymer that is commercially available and well known in the art. Prepolymers can include crosslinkable functional groups that are attached to an element or compound, such as a crosslinkable prepolymer functional group attached to a polymeric material. In an embodiment, the prepolymer additive is present in amounts of from about 0.01% to about 10.0% bwoc, optionally from about 0.05% to about 7.5% bwoc, optionally from about 0.25% to about 2.5% bwoc.

[0053] In an embodiment, the fluid or slurry includes a polymer additive. Examples of the polymer additive include a monomer, prepolymer, or polymer. The polymeric additive can be a homopolymer, copolymer, terpolymer, hyperbranched or dendritic polymer. In embodiments the polymeric additive can be selected from polyalkyleneoxide, poly(vinyl pyrrolidone), poly(vinyl alcohol), polyacrylamide, polyacrylate, poly(vinyl methyl ether), and combinations thereof.

[0054] The polymeric additive can contain at least one functional group that can bond to the surface of the cement particles and at least one functional group that is water-soluble and can form crosslinks when exposed to the ionizing radiation. The polymeric additive can be a comb polymer. In an embodiment, the polymer additive is present in amounts of from about 0.01% to about 10.0% bwoc, optionally from about 0.05% to about 7.5% bwoc, optionally from about 0.25% to about 2.5% bwoc.

[0055] In an embodiment the polymeric additive is a polycarboxylate polymer superplasticizer (PCS). Superplasticizers can be useful in reducing the amount of water required to fluidify a cement mixture, and/or to impart thixotropic properties. The PCS can include one or more polymers, copolymers, terpolymers and polymeric additive solutions thereof. In an embodiment, the PCS is a comb type polymer. The comb polymer can have a polycarboxylic acid backbone and sidechains of polyalkyleneoxide (PAO) chains. When added to a slurry the polycarboxylic acid backbones can be absorbed onto a particle surface. For example with a cement slurry, the polycarboxylic acid backbones can be absorbed onto a cement particle surface, whereas the hydrophilic PAO chains extend into the aqueous phase. As the polycarboxylic acid backbones are absorbed onto the cement surface they are anchored to the cement surface and can resist forces to disassociate. The PAO chains extend from the polycarboxylic acid backbone into the aqueous phase. The PAO chains can then be ionized, such as through the imposition of the ionizing radiation, and can react with ionized PAO chains extending into the aqueous phase from an adjacent PCS polymer attached to an adjacent cement particle. The ionized PAO chains can bond with other ionized PAO chains forming a polymer lattice structure throughout the cement slurry. The polymer lattice structure can impart rigidity to the cement slurry prior to the setting of the cement slurry through the normal hydration setting process.

[0056] In an embodiment the polymeric additive is a polycarboxylate comb polymer superplasticizer having a backbone polymeric chain which serves as an anchoring group and having pendant non-ionized dispersing groups. The quantity of ionized particle anchoring groups and non-ionized dispersing groups and their relative ratio is not limited within the present invention. In an embodiment the ratio of the ionized particle anchoring groups ranges from about 1:100 to about 100:1 with respect to the non-ionized dispersing groups. Alternately the ratio of the ionized particle anchoring groups is about 1:50 to about 50:1, optionally about 1:1 to about 25:1 with respect to the non-ionized dispersing groups. The ionized particle anchoring group can be absorbed onto a particle surface, whereas the non-ionized dispersing groups extend into the aqueous phase. The non-ionized dispersing groups can then be ionized, such as through the imposition of the ionizing radiation, and can react with each other forming a polymer lattice structure throughout the slurry that thickens the slurry. Further, polycarboxylate polymer molecules are available with multiple lengths of pendant polyalkylene oxide groups, wherein the selection of the correct ratio can control both workability retention and rate of crosslinking upon exposure to the ionizing radiation. Polycarboxylate polymer superplasticizers (PCS) that are suitable for use in the current invention are commercially available from companies such as BASF and W. R. Grace, Sika, Nippon Shokubai, Kao Soap, Nippon Oil and Fats, and others.

[0057] In an embodiment the polymeric additive is a polymer selected from a group comprising of polyalkyleneoxide (PAO), poly vinyl pyrrolidone (PVP), poly vinyl alcohol (PVA), poly vinyl methyl ether (PVME), poly acrylamide (PAAm). The polymeric chains can be dispersed within the aqueous phase of the fluid or slurry and can be ionized, such as through the imposition of the ionizing radiation, to react with adjacent ionized polymeric chains. The linking of adjacent ionized polymeric chains forms a polymer lattice structure throughout the fluid that imparts thickening to the aqueous phase. The polymer lattice structure can impart thickening to cement slurry prior to the setting of the cement slurry through the normal hydration setting process. In alternate embodiments the polymer lattice structure can impart thickening to other fluids such as a conformance fluid used to seal a water-bearing zone or to a settable drilling fluid. The polymeric additive can be a water-soluble polymer that can be cross-linked upon exposure to the ionizing radiation. The polymeric additive can also be a comb polymer with at least two functional groups, one that

can be anchored, such as to a cement grain, and another that can be cross-linked upon exposure to the ionizing radiation.

[0058] In an embodiment of the present invention the imposition of the ionizing radiation results in the alteration or destruction of the polymeric additive. As the polymeric additive is altered by the exposure to the ionizing radiation, the resulting altered polymeric additive can result in a thickening of the slurry. In embodiments the slurry can thicken sooner than it would in the absence of the ionizing radiation.

[0059] The fluid or slurry compositions used in the present invention can further include a scintillator material. The scintillator material can act to increase capture efficiency of the ionizing radiation and/or can emit radiation upon exposure to the ionizing radiation. A scintillator material having the property of fluorescence can emit radiation, which can be referred to as secondary radiation, as the result of absorption of radiation from another source. For example a scintillator material may emit gamma rays, X-rays, or UV radiation upon exposure to neutrons or gamma rays. This secondary radiation can be used to provide radiation to promote the degradation of the polymer and/or the release of the accelerator into the fluid or slurry. If the secondary radiation includes photons or particles with the same wavelength as that of the absorbed radiation, it can be referred to as resonance radiation.

[0060] A variety of neutron scintillators are known, a non-limiting list includes LiF/ZnS:Ag, Li-glass, and LiI:Eu. LiF/ZnS:Ag is shown to produce a very large neutron multiplication factor and has been measured at 160,000 photons per neutron absorbed with the majority of the emission occurring below about 450 nm. Li-glasses typically have an emission maximum below about 400 nm.

[0061] A variety of gamma ray scintillators are known, a non-limiting list includes NaI:Tl⁺, Bi₄Ge₃O₁₂(GSO), Gd₂SiO₅:Ce³⁺, ZnS:Ag. Alkali halides include CsI and NaI. Typical emission maxima observed for some scintillators are: CsI – about 300nm; BaF₂ – about 190 to about 305 nm; CaF₂:Eu – about 410 nm; GSO:Ce – about 420 nm; YAl:CaTiO₃:Ce – about 350 nm.

[0062] The scintillator may be used in a powder or crystal form or with a coating such as a polymer. Advantages of incorporating scintillators into the fluid or slurry of the present

invention can include the local creation of secondary radiation that can minimize the impact from the well casing or other environmental influences. Potentially large multiplication factors are possible, for example some scintillators will emit more than 10,000 photons for each absorbed ionizing radiation particle/photon. The photons produced by scintillators can be in the X-ray and UV spectral regions that can be highly absorbed by the polymeric component of the slurry. Since these photons are created locally by the scintillation their emission may increase the efficiency of the polymer encapsulation degradation. More photons above the threshold for radical generation from the polymer can increase the rate of either cross-linking or polymer degradation via chain scission, or both simultaneously, depending on polymer chemistry. This process can speed the thickening of the cement slurry and enhance the set-on-command behavior.

[0063] The scintillator material may be added to the fluid or slurry. The scintillator material may be incorporated into a polymeric additive or component.

[0064] As used herein the term polymeric additive or polymer additive can include one or more of a polymer or one or more of a polymer precursor such as a monomer or prepolymer intermediate, or combinations thereof.

[0065] In an embodiment, the polymeric additive is added to a cement mixture before water is added to the mixture. In another embodiment, the polymeric additive is added to a cement mixture after water has been added to the mixture. In yet another embodiment, the polymeric additive is added to water that is to be added to a cement mixture. In yet another embodiment, the polymeric additive is added during the mixing of a cement and water. In another embodiment, different polymeric additives are added at any of the separate times as described above during the preparation of the cement mixture.

[0066] In an embodiment, once the cementitious composition containing the polymeric additive is obtained, the mixture is then placed in the wellbore, such as in a wellbore/casing annulus. Upon the placement of the cement mixture containing the polymeric component in the wellbore, the cement particles would be in intimate contact with one another and the absorbed polymer chains of neighboring particles would be intermixed.

[0067] According to embodiments of the invention, after the intermixed composition is placed in the wellbore, ionizing radiation is introduced. Ionizing radiation contains subatomic particles or electromagnetic waves that are energetic enough to detach electrons from atoms or molecules, thereby ionizing them. The occurrence of ionization depends on the energy of the intruding individual particles or electromagnetic waves, which must have energies above the ionization threshold (i.e., photoelectric effect). In an embodiment, the amount of the ionizing radiation introduced into the wellbore is determined by the amount of ionizing radiation required to ionize the monomer, prepolymer or polymer chains of the polymeric additive. The ionizing radiation can be emitted from or in the form of charged particles.

[0068] In an embodiment, the charged particles include alpha particles, beta particles, or gamma particles, or combinations thereof. In an optional embodiment, the amount of ionizing radiation required to ionize a polymeric additive component is between about 1 KiloGray to about 500 KiloGray, optionally between about 1 KiloGray to about 100 KiloGray, optionally between about 4 KiloGray to about 40 KiloGray. The amount of ionizing radiation emitted is determined by the level of crosslinking desired and the type of polymer added to the cement mixture. The fluid or slurry can further include at least one scintillator material capable of emitting secondary radiation upon exposure to the ionizing radiation. In embodiments the scintillator material is capable of reducing the ionizing radiation required. In an embodiment the scintillator material is capable of reducing the ionizing radiation required to less than half that is required without the scintillator material.

[0069] In an embodiment, the ionizing radiation is introduced by an ionizing radiation emitter located at a point within the wellbore. In another embodiment, an ionizing radiation emitter located at the surface introduces the ionizing radiation directed downward into the wellbore. In another embodiment, a radiation source is lowered into the wellbore, such as on a wireline, and the ionizing radiation is emitted. The radiation source can be shielded to not emit radiation other than when the shielding is removed. For example a radiation source can be shielded at the surface when personnel could otherwise be exposed. Once the radiation source is placed in the wellbore and the ionizing radiation can safely be emitted, the shield can be removed or opened, such as by an electronically activated signal transmitted from the

surface down the wireline to the shield. In an embodiment the radiation emitter can emit ionizing radiation as it is lowered down the wellbore and as it is pulled up the length of the wellbore. In a further embodiment, two or more radiation emitters are separately lowered to two or more depths, such that two or more depths of the wellbore may be subject to the ionizing radiation simultaneously.

[0070] In an embodiment, the ionizing radiation is introduced under the control of a technician in the field. The technician, engineer, or other on-site employee, can have the control over the emission of ionizing radiation by inputting a signal that causes a release of ionizing radiation from an emitter. In this embodiment, the ionizing radiation is released on demand from the technician in the field. The ionizing radiation can be released by a control system having parameters such as timer, flow meter, temperature sensor, or the like. In another embodiment, the lowering and/or emitting of the ionizing radiation source is triggered by a timing mechanism. In a further embodiment, the lowering and/or emitting of the ionizing radiation source is triggered by a flow meter that detects the amount of the intermixed composition delivered into the wellbore.

[0071] Upon the introduction of the ionizing radiation, a network of crosslinks between polymeric chains can be created. This can be a result of the ionizing radiation on the polymeric chain and from the effects of ionizing radiation on other compounds present such as water and solvents. Radiation, such as alpha radiation, can also initiate the dissociation of molecules, which can be referred to as radiolysis. In one embodiment the radiolysis of water can generate hydroxide radicals, which can abstract hydrogen from the polymeric chains, and thereby form a polymer radical. The polymer radicals can combine through intermolecular and/or intramolecular crosslinking and produce a gelled state. The radiolysis of other compounds such as solvents (solvent radiolysis) can generate intermediates that also can react with the polymeric chain. Such a network of crosslinks increases the mechanical strength of the intermixed composition, for example a cement composite prior to the typical cement hydration setting.

[0072] The modification of mechanical strength of the fluid, slurry or composite depends upon the level of crosslinking. Low crosslink densities can raise the viscosity of the composition to a gum-like consistency and high crosslink densities can cause the composition

to become rigid. In one embodiment, the ionizing radiation is introduced such that a low level of crosslinking is achieved, followed by another introduction of the ionizing radiation such that a higher level of crosslinking is ultimately achieved. The increase in the mechanical strength of a cement composite prior to the typical cement hydration setting can enable the resumption of activities at an earlier time as compared to having to wait on the cement hydration setting.

[0073] The fluid or slurry compositions used in the present invention can further include a scintillator material. The scintillator material can act to increase capture efficiency of the ionizing radiation and/or can emit radiation upon exposure to ionizing radiation.

[0074] In an embodiment, wherein the polymer is a polycarboxylate superplasticizer, the ionizing radiation can be used to crosslink neighboring polymeric chains in the aqueous medium. In this embodiment, particles are separated by the steric hindrance caused by anchored polymeric chains, which results in very few crosslinks being required to create a continuous crosslinked network resulting in increased strength. This effect can be further enhanced by adding agents in the aqueous phase that can increase the density of potential reactants in the vicinity of the particles and improve the kinetics of the radiation-enhanced setting process of the current invention without otherwise affecting the properties of the fluid, slurry or composite such as a cement composition.

[0075] The ionizing radiation of the current invention can destroy molecules in addition to causing crosslinking. For example, the destruction of polymeric chains and the chemical retarders used to inhibit setting may also serve to reduce fluidity in the cement phase and thus enhance the increase in the mechanical strength of the process. Rather than being problematic, this result of the invention can serve to improve the performance of the "set on command" aspect of the current invention.

[0076] In an embodiment, the cementitious compositions disclosed herein can also contain a water-soluble crosslinking agent to facilitate the reaction between two polymer chains. In an embodiment, the water-soluble crosslinking agent is a lower molecular weight species having good mobility in the aqueous phase and high reactivity towards the free radicals that are created by the ionizing radiation of the polymeric additive. In an

embodiment, the water-soluble crosslinking agent is a water-soluble polymer. In another embodiment, the water-soluble crosslinking agent is a high molecular weight water-soluble polysaccharide. In an embodiment, the water-soluble crosslinking agent is selected from the group consisting of ethylene glycol, diethylene glycol, propylene glycol, polyalkyleneoxides such as polyethyleneoxide, polyvinyl alcohol, and polycarboxylic acids such as polyacrylic acid, citric acid, butanetetracarboxylic acid and the like.

[0077] As mentioned above, the ionizing radiation of the current invention can be under the control of technicians in the field. In an embodiment the ionizing radiation emissions can induce a preliminary increase in mechanical strength of the cement composite prior to the hydration setting of the cement. Therefore, the increase in mechanical strength of the concrete composition of the invention is under the control of technicians in the field. Such control can result in a decrease in the time needed to wait on cement (WOC) in the drilling and completion of a wellbore. In an embodiment, the WOC time of the cement composition of the invention containing an ionizing radiation reactive polymeric additive is less than the WOC time of a substantially similar cement composition not containing the polymeric additive. In embodiments the inventive cement composition reduces the WOC time by at least an hour, at least two hours, at least five hours, or at least 10 hours as compared to a substantially similar cement composition not containing the polymeric additive.

EXAMPLES

[0078] Example 1

[0079] 800 grams of a Class H cement was mixed with 320 mL of water (to give a water-to-cement, w/c, ratio of 0.40) and 0.5% bwoc of a 900,000 MW PEO (polyethylene oxide) to form a slurry. The slurry also contained 0.50% bwoc maltrodextrin, a cement set retarder. The slurry was mixed for 45 seconds in a Waring blade mixer at high shear. The slurry was split into two samples. One sample was exposed to 4.3 Mrads of gamma radiation exposure from a Co-60 source while the other was kept as the control. The control sample, that was not irradiated was still fluid (yield point measured at 3.5 Pa) whereas the gamma-irradiated sample had cross-linked and was totally solid.

[0080] Example 2

[0081] Several slurries were prepared using a Class H cement, water (to give a water-to-cement, w/c, ratio of 0.40) with two different PEOs (100,000 MW and 900,000 MW). Other components in the slurries were a polycarboxylate ether (dispersant), Diutan gum (viscosity modifier) and maltodextrin (retarder). The mix-designs for the slurries are given in Table 1.

[0082] Table 1 - Mix designs for the slurries used in cross-linking experiments.

Mix Design		MIX #1	MIX #2	MIX #3	MIX #4	MIX #5	MIX #6
Cement	grams	800	800	800	800	800	800
water	grams	316.4	316.4	320	320	320	320
Retarder (Maltodextrin)	grams	4	4	4	4	4	4
Dispersant Name		ADVA 575	ADVA 575	Melflux 1641	Melflux 1641	Melflux 2651	Melflux 2651
Dispersant Total Solids		0.40	0.40	1.00	1.00	1.00	1.00
Dispersant	grams	6	6	2.4	2.4	2.4	2.4
VMA (Diutan Gum)	grams	3.2	3.2	3.2	3.2	3.2	3.2
PEO MW		100,000	900,000	100,000	900,000	100,000	900,000
PEO	grams	4	4	4	4	4	4

[0083] All of the slurries were exposed to 4.3 Mrads of gamma radiation from a Co-60 source and were found to cross-link and gel on exposure to gamma radiation non-radiated controls were still fluid. The yield points for the controls were determined using a FANN® 35 viscometer and are shown in Table 2. No such measurements were possible on the gelled samples.

[0084] Table 2 - Yield point measurements of the controls for the cross-linking experiments.

Mix ID	Yield Point (Pa)
1	92
2	94
3	110
4	96
5	110
6	122

[0085] Example 3

[0086] 800 grams of a Class H cement was mixed with 320 mL of water ($w/c=0.40$) and 0.5% bwoc of a 360,000 MW poly (vinyl pyrrolidone) to form a slurry. The slurry also contained 0.50% bwoc maltrodextrin, a cement set retarder. The slurry was mixed for 45 seconds in a Waring blade mixer at high shear. The slurry was split into two samples. One sample was exposed to 4.3 Mrads of gamma radiation exposure from a Co-60 source while the other was kept as the control. The control sample that was not irradiated was still fluid, with a yield point measured at 150 Pa, whereas the gamma-irradiated sample had cross-linked and was totally solid.

[0087] Example 4

[0088] 800 grams of a Class H cement was mixed with 320 mL of water ($w/c=0.40$) and 0.5% bwoc of a 900,000 MW PEO (polyethylene oxide) to form a slurry. The slurry also contained 0.50% bwoc maltrodextrin, a cement set retarder. The slurry was mixed for 45 seconds in a Waring blade mixer at high shear. The slurries were exposed to gamma radiation dose ranging from 0.4 Mrad to 2.5 Mrad. All the slurry samples exposed to gamma radiation resulted in gelling of the samples whereas the control samples remained fluid with a yield point of 36 Pa.

[0089] Figure 2 illustrates the results of the dose response study in PEO of differing radiation exposure. Figures 3 and 4 illustrate the results of the dose response study in PEO of differing radiation exposure and the resulting effect on Storage Modulus and Loss Modulus. The modulus values increased with radiation dosage.

[0090] Example 5

[0091] Aqueous solutions of PEO and Polycarboxylates were irradiated with 4.3 Mrads of gamma-radiation. The observations were as shown in Table 3.

[0092] Table 3

Sample ID	Sample	Effect of Radiation
1	2% solution of 100,000 MW PEO	Cross-links
2	5% solution of 100,000 MW PEO	Cross-links
3	2% solution of 900,000 MW PEO	Cross-links
4	5% solution of 900,000 MW PEO	Cross-links
5	10% solution of ADVA 575	No crosslinking
6	10% solution of Melflux 1641	No crosslinking
7	10% solution of Melflux 2651	No crosslinking

[0093] The fluid or slurry compositions used in the present invention can further include a sensitizer material. The sensitizer can be made from a material having a strong radiation absorption property. The sensitizer can also be a scintillator material. The sensitizer can be any material that increases the capture efficiency of the ionizing radiation within the slurry.

[0094] Various elements can be utilized as a sensitized material. In general, elements having a greater absorption cross-section than the wellbore treatment fluid composition can be used to increase the capture efficiency of the ionizing radiation within the composition. Many wellbore treatment fluid compositions can comprise calcium, which has an absorption cross-section for 2200 m/s neutrons of about 0.43 barn. A non-limiting listing of elements having an absorption cross-section for 2200 m/s neutrons of 10 barn or greater is shown below in Table 4. A barn is defined as being 10^{-28} m^2 , and corresponds to approximately the cross sectional area of a uranium nucleus.

[0095] Table 4 Absorption cross section for 2200 m/s neutrons

Element	Absorption cross section for 2200 m/s neutrons (barn)
Li	71
B	767
Cl	34
Sc	28
Mn	13
Co	37
Se	12
Kr	25
Tc	20
Rh	145
Ag	63
Cd	2,520
In	194
Xe	24
Pr	12
Nd	51
Pm	168
Sm	5,922
Eu	4,530
Gd	49,700
Tb	23
Dy	994
Ho	65
Er	159
Tm	100
Yb	35
Lu	74
Hf	104
Ta	21

W	18
Re	90
Os	16
Ir	425
Pt	10
Au	99
Hg	372

[0096] As used herein, "comb polymers" means those polymers having a main chain backbone and linear side chain pendant groups.

[0097] As used herein, "polycarboxylate comb superplasticizers" means those cement dispersing polymers and copolymers having a polycarboxylate backbone and polyalkylene oxide groups pendant therefrom, such as polyethylene oxide, polypropylene oxide, etc., and mixtures of the same. Polymers of these general types can be prepared by any suitable manner such as, for example, by copolymerizing unsaturated (alkoxy)polyalkylene glycol mono (meth)acrylic acid or ester type monomers with (meth) acrylic acid type monomers such as are described in U.S. Pat. No. 6,139,623, the disclosure of which is hereby incorporated by reference.

[0098] The term "cementitious composition" as may be used herein includes pastes (or slurries), mortars, and grouts, such as oil well cementing grouts, shotcrete, and concrete compositions comprising a hydraulic cement binder. The terms "paste", "mortar" and "concrete" are terms of art: pastes are mixtures composed of a hydratable (or hydraulic) cement binder (usually, but not exclusively, Portland cement, Masonry cement, Mortar cement, and/or gypsum, and may also include limestone, hydrated lime, fly ash, granulated blast furnace slag, and silica fume or other materials commonly included in such cements) and water; "mortars" are pastes additionally including fine aggregate (e.g., sand), and "concretes" are mortars additionally including coarse aggregate (e.g., crushed rock or gravel). The cement compositions described in this invention are formed by mixing required amounts of certain materials, e.g., a hydraulic cement, water, and fine and/or coarse aggregate, as may be required for making a particular cementitious composition.

[0099] The term “ionizing radiation” as may be used herein can be referred to as ionization inducing or indirectly ionizing, that are able to detach electrons from atoms or molecules, and can include alpha rays, beta rays, gamma rays, proton rays, neutron radiation, UV and X-rays.

[00100] The term “polymeric additive” as may be used herein can include one or more of a polymer or polymer precursor, such as a monomer or a prepolymer intermediate, that is susceptible to ionizing radiation.

[00101] The term “set” as used herein refers to an increase in mechanical strength of a fluid or slurry sufficient to perform a desired result, such as to restrict movement of an item or impede fluid flow or pressure transfer through a fluid. A cement may be referred to as set when it can restrict the movement of a pipe, or impede fluid flow or pressure transfer, regardless of whether the cement has cured to a fully solid composition. A fluid or slurry can be referred to as set when it has thickened to a sufficient level that it achieves the desired result, such as the isolation of a particular zone or the restriction of fluid flow or pressure transfer, regardless of whether it has reached its final consistency.

[00102] Depending on the context, all references herein to the “invention” may in some cases refer to certain specific embodiments only. In other cases it may refer to subject matter recited in one or more, but not necessarily all, of the claims. While the foregoing is directed to embodiments, versions and examples of the present invention, which are included to enable a person of ordinary skill in the art to make and use the inventions when the information in this patent is combined with available information and technology, the inventions are not limited to only these particular embodiments, versions and examples. Other and further embodiments, versions and examples of the invention may be devised without departing from the basic scope thereof and the scope thereof is determined by the claims that follow.

[00103] While compositions and methods are described in terms of “comprising,” “containing,” or “including” various components or steps, the compositions and methods can also “consist essentially of” or “consist of” the various components and steps. All numbers and ranges disclosed above may vary by some amount. Whenever a numerical range with a

lower limit and an upper limit is disclosed, any number and any included range falling within the range is specifically disclosed. In particular, every range of values (of the form, “from about a to about b,” or, equivalently, “from approximately a to b,” or, equivalently, “from approximately a-b”) disclosed herein is to be understood to set forth every number and range encompassed within the broader range of values. Also, the terms in the claims have their plain, ordinary meaning unless otherwise explicitly and clearly defined by the patentee.

CLAIMS

1. A method for use in a wellbore comprising:
placing a composition comprising a polymeric additive into a subterranean formation after drilling of the wellbore therein; and
subjecting the composition to ionizing radiation after placement into the wellbore.
2. A method according to claim 1, wherein the method comprises a method of cementing and the composition comprises a cement composition.
3. According to claim 1, wherein the method comprises a method of isolating a portion of a wellbore and the composition comprises a sealant composition.
4. A method according to claim 1, 2 or 3, wherein subjecting the composition to the ionizing radiation initiates thickening of the composition.
5. A method according to claim 3 or 4, further comprising:
preparing a sealant composition comprising the polymeric additive;
wherein subjecting the sealant composition to the ionizing radiation alters the polymeric additive.
6. A method according to claim 3, 4 or 5, wherein the sealant composition contains at least one sensitizer material to increase the sealant composition capture efficiency for the ionizing radiation.

7. A method according to claim 3, 4, 5 or 6, wherein subjecting the sealant composition to the ionizing radiation enables the polymeric additive to react with compounds within the sealant composition.
8. A method according to any one of claims 3 to 7, wherein the ionizing radiation causes bonding between the polymeric additive and creates a polymer matrix within the sealant composition.
9. A method according to any one of claims 3 to 8, wherein the sealant composition comprises a chemical retarder used to inhibit sealant composition setting and the ionizing radiation causes the destruction of at least a portion of the chemical retarder, thereby increasing the mechanical strength of the sealant composition.
10. A method according to any one of claims 3 to 9, wherein the sealant composition comprises one or more components selected from the group consisting of a resin, a cement, a settable drilling mud, a lost circulation fluid, a conformance fluid, and combinations thereof.
11. A method according to any preceding claim, wherein the polymeric additive is a homopolymer, a copolymer, a terpolymer, a hyperbranched, or a dendritic polymer.
12. A method according to any preceding claim, wherein the polymeric additive is a comb polymer.
13. A method according to claim 12, wherein the comb polymer contains two or more differing chain length polyalkyleneoxide pendant groups, with a ratio of chain lengths one to the other of at least 1.3.

14. A method according to any preceding claim, wherein the polymeric additive is a water-soluble crosslinkable polymer selected from the group consisting of poly(alkeneoxide), poly(vinyl pyrrolidone), poly(vinyl alcohol), polyacrylamide, poly(vinyl methyl ether), and combinations thereof.

15. A method according to any preceding claim, wherein the ionizing radiation is selected from the group consisting of alpha rays, beta rays, gamma rays, neutron rays, proton rays, UV rays, X-rays, and combinations thereof.

16. A method according to any one of claims 3 to 15, wherein the sealant composition further comprises at least one scintillator material capable of emitting secondary radiation upon exposure to the ionizing radiation.

17. A method according to claim 16, wherein the scintillator material is selected from the group consisting of LiF/ZnS:Ag, Li-glass, LiI:Eu, NaI:Ti⁺, Bi₄Ge₃O₁₂(GSO), Gd₂SiO₅:Ce³⁺, ZnS:Ag, CsI, NaI, BaF₂, CaF₂:Eu, GSO:Ce, YAl:CaTiO₃:Ce, and combinations thereof.

18. A method according to claim 2, or any one of claims 11 to 15, wherein the polymeric additive contains at least one functional group which can bond to the surface of the cement particles, and a second functional group which is water soluble and can form crosslinks when exposed to the ionizing radiation.

19. A method according to any preceding claim, wherein the polymeric additive is a comb polymer having cement anchoring groups and pendant ionizable dispersing groups.

20. A method according to claim 19, wherein the comb polymer contains two or more differing chain length polyalkyleneoxide pendant groups, with a ratio of chain lengths one to the other of at least 1.3.

21. A method according to any preceding claim, wherein the polymeric additive is a polycarboxylate superplasticizer comprising polycarboxylic acid backbones and polyalkyleneoxide chains attached to the polycarboxylic acid backbone.

22. A method according to any preceding claim, wherein the polymeric additive is selected from a group consisting of polyalkyleneoxide, poly(vinyl pyrrolidone), poly(vinyl alcohol), polyacrylamide, poly(vinyl methyl ether), polyacrylate and combinations thereof.

23. A method according to claim 2 or any one of claims 11 to 15 or 18 to 22, wherein the ionizing radiation causes a polymer matrix to form within the cement composition that increases the mechanical strength of the cement composition.

24. A method according to claim 2 or any one of claims 11 to 15 or 18 to 23, wherein the ionizing radiation causes destruction of at least a portion of the polymeric additive, resulting in an increase in the mechanical strength of the cement composition.

25. A method according to claim 2 or any one of claims 11 to 15 or 18 to 24, wherein the cement composition comprises a chemical retarder used to inhibit slurry setting and the ionizing radiation causes destruction of at least a portion of the chemical retarder.

26. A method according to claim 2 or any one of claims 11 to 15 or 18 to 25, wherein the amount of polymeric additive added is in an amount in the range of from about 0.01% to about 25.0% by weight of cement composition.

27. A method according to claim 2 or any one of claims 11 to 15 or 18 to 26, wherein the cement composition comprises a sensitizer material to increase the cement composition capture efficiency for ionizing radiation.
28. A method according to claim 27, wherein the sensitizer material is a boronated retarder.
29. A method according to any preceding claim, further comprising locating an emitter into the wellbore and releasing the ionizing radiation from the emitter.
30. A method according to any preceding claim, further comprising adding a bridging agent capable of reacting with the polymeric additive.
31. A method according to claim 30, wherein the bridging agent is a water-soluble polymer or polymer precursor capable of ionizing under exposure to the ionizing radiation to form a polymer radical.
32. A method according to claim 30, wherein the bridging agent is selected from the group consisting of ethylene glycol, propylene glycol, diethylene glycol, polyalkyleneoxide, and polyols (alcohols containing multiple hydroxyl functional groups), and combinations thereof.
33. A method according to claim 2 or any one of claims 11 to 15 or 18 to 32, wherein the cement composition further comprises a scintillator material capable of emitting secondary radiation upon exposure to the ionizing radiation.

34. A method according to claim 33, wherein the scintillator material is selected from the group consisting of LiF/ZnS:Ag, Li-glass, LiI:Eu, NaI:Tl⁺, Bi₄Ge₃O₁₂(GSO), Gd₂SiO₅:Ce³⁺, ZnS:Ag, CsI, NaI, BaF₂, CaF₂:Eu, GSO:Ce, YAl:CaTiO₃:Ce, and combinations thereof.

35. A composition for use in a subterranean formation, comprising a polymeric additive capable of thickening the composition upon exposure to ionizing radiation.

36. A composition according to claim 35, which is a wellbore sealant composition comprising:

a wellbore treatment fluid; and

said polymeric additive.

37. A composition according to claim 35 or 36, wherein the polymeric additive is a polymer that crosslinks when exposed to the ionizing radiation.

38. A composition according to claim 35, 36 or 37, wherein the polymeric additive is a comb polymer having anchoring groups and ionizable dispersing groups.

39. A composition according to claim 38, wherein the comb polymer contains two or more differing chain length polyalkyleneoxide pendant groups, with a ratio of chain lengths one to the other of at least 1.3.

40. A composition according to any one of claims 35 to 39, wherein the polymeric additive is selected from a group consisting of polyalkyleneoxide, poly(vinyl pyrrolidone), poly(vinyl alcohol), polyacrylamide, poly(vinyl methyl ether), and combinations thereof.

41. A composition according to any one of claims 35 to 40, wherein the polymeric additive is a homopolymer, a copolymer, a terpolymer, a hyperbranched or a dendritic polymer.

42. A composition according to claim 41, wherein the polymeric additive is selected from a group consisting of polyalkyleneoxide, poly(vinyl pyrrolidone), poly(vinyl alcohol), polyacrylamide, polyacrylate, poly(vinyl methyl ether), and combinations thereof.

43. A composition according to any one of claims 36 to 42, wherein the sealant composition comprises cement and the polymeric additive is present in an amount in the range of from about 0.01% to about 25% by weight of the cement.

44. A composition according to any one of claims 35 to 43, further comprising a bridging agent capable of reacting with the polymeric additive.

45. A composition according to claim 44, wherein the bridging agent is selected from the group consisting of ethylene glycol, propylene glycol, diethylene glycol, polyalkyleneoxide and polyols (alcohols containing multiple hydroxyl functional groups), and combinations thereof.

46. A composition according to any one of claims 35 to 45, further comprising a scintillator material capable of emitting secondary radiation upon exposure to the ionizing radiation.

47. A composition according to claim 46, wherein the scintillator material is selected from the group consisting of LiF/ZnS:Ag, Li-glass, LiI:Eu, NaI:Tl⁺, Bi₄Ge₃O₁₂(GSO), Gd₂SiO₅:Ce³⁺, ZnS:Ag, CsI, NaI, BaF₂, CaF₂:Eu, GSO:Ce, YAl:CaTiO₃:Ce, and combinations thereof.

48. A composition according to claim 35 or any one of claims 37 to 42 or 44 to 47, which is a cement composition comprising:

hydraulic cement;

water; and said a polymeric additive.

49. A composition according to claim 48, wherein the polymeric additive contains at least one functional group which can bond to the surface of cement particles, and a second functional group which is water soluble and can form crosslinks when exposed to the ionizing radiation.

50. A composition according to claim 48 or 49, wherein the polymeric additive is a comb polymer having cement anchoring groups and pendant ionizable dispersing groups.

51. A composition according to claim 50, wherein the comb polymer contains two or more differing chain length polyalkyleneoxide pendant groups, with a ratio of chain lengths one to the other of at least 1.3.

52. A composition according to any one of claims 48 to 51, wherein the polymeric additive is a polycarboxylate superplasticizer.

53. A composition according to claim 52, wherein the polycarboxylate superplasticizer comprises polycarboxylic acid backbones and polyalkyleneoxide chains attached to the polycarboxylic acid backbone.

54. A composition according to any one of claims 48 to 53, wherein the polymeric additive is present in an amount in the range of from about 0.01% to about 25% by weight of the cement.

55. A composition according to any one of claims 48 to 54, further comprising a chemical retarder used to inhibit setting of the cement composition, which is at least partially destroyed by the ionizing radiation.

56. A composition according to any one of claims 48 to 55, further comprising a sensitizer material to increase the cement composition capture efficiency for the ionizing radiation.

57. A composition according to claim 56, where the sensitizer material is a boronated retarder.

Fig. 1

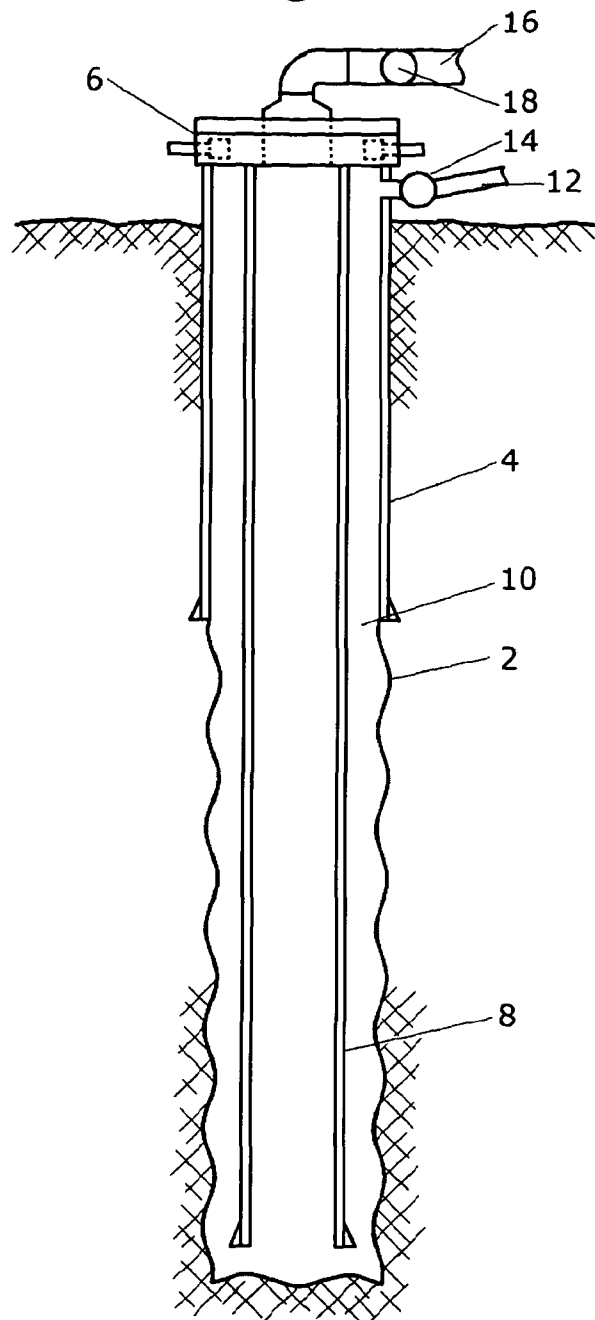


Fig. 2

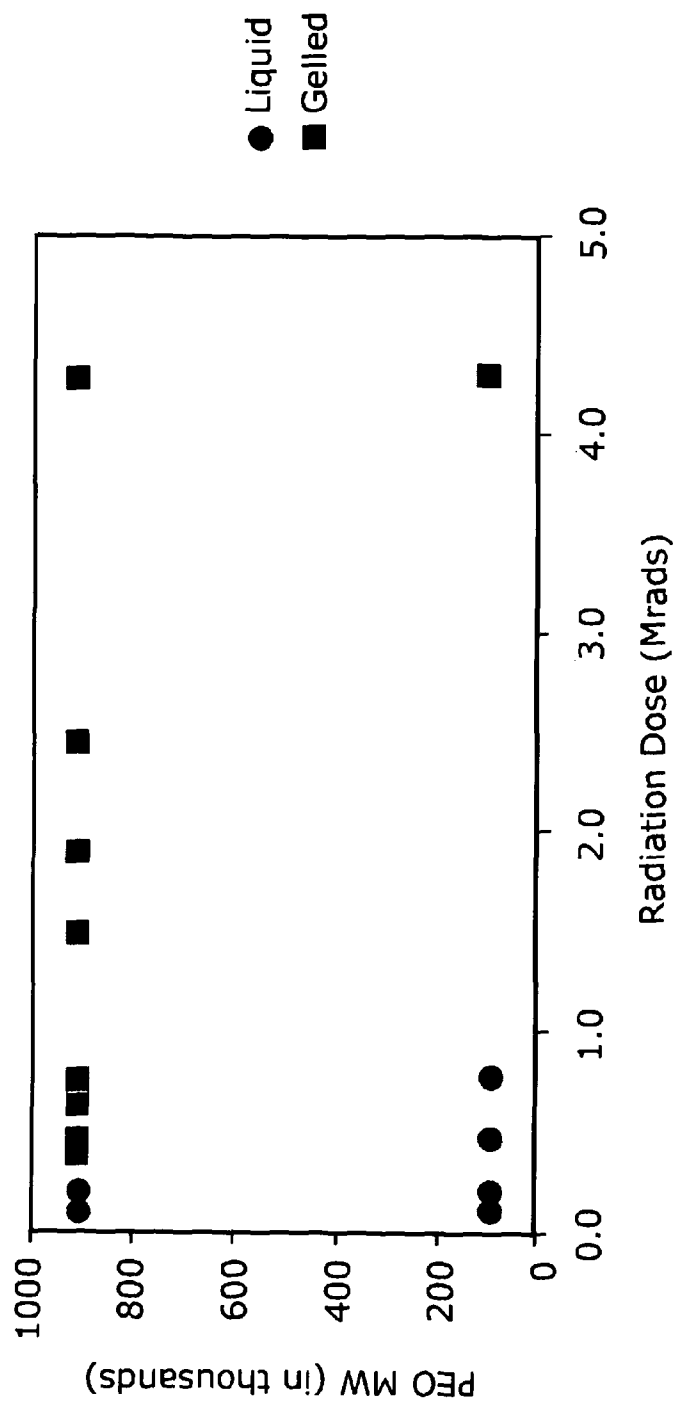


Fig. 3

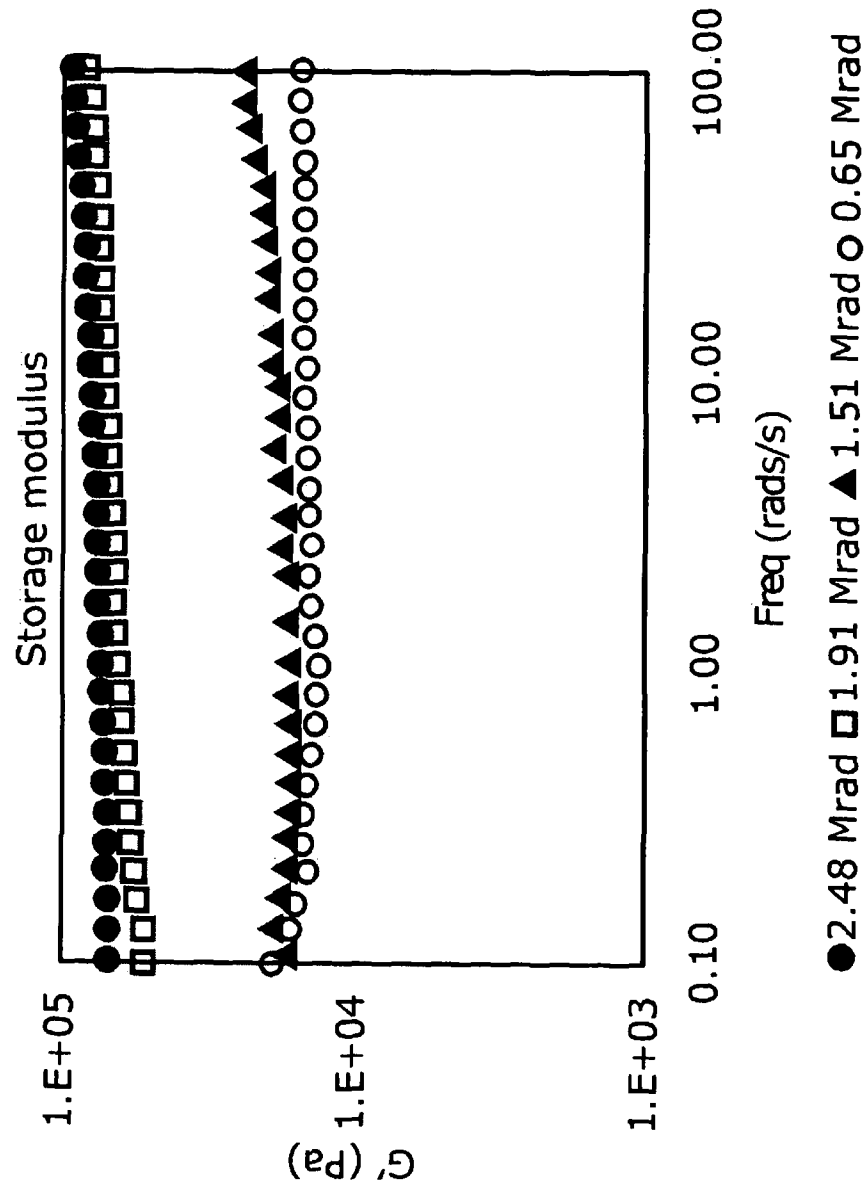
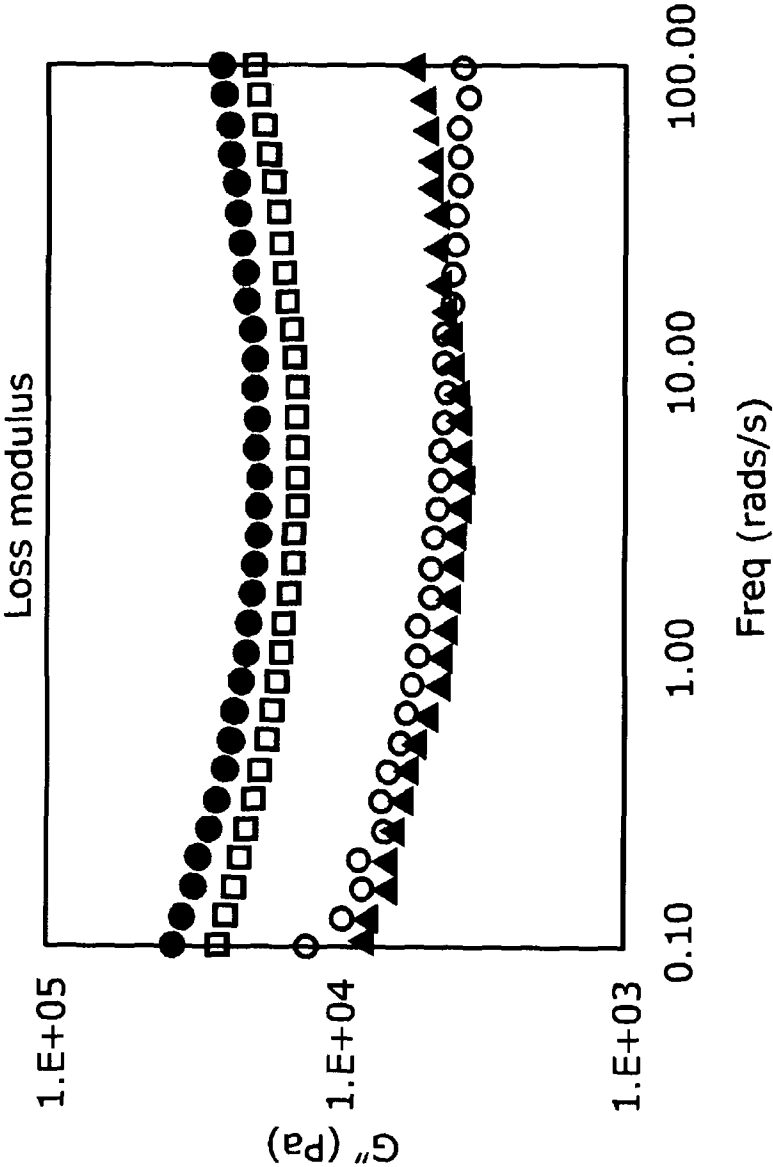


Fig. 4



● 2.48 Mrad □ 1.91 Mrad ▲ 1.51 Mrad ○ 0.65 Mrad

INTERNATIONAL SEARCH REPORT

International application No
PCT/GB2010/001561

A. CLASSIFICATION OF SUBJECT MATTER

INV. C09K8/467 C09K8/508 C04B24/26
ADD.

According to International Patent Classification (IPC) or to both national classification and IPC

B. FIELDS SEARCHED

Minimum documentation searched (classification system followed by classification symbols)

C09K C04B G01T

Documentation searched other than minimum documentation to the extent that such documents are included in the fields searched

Electronic data base consulted during the international search (name of data base and, where practical, search terms used)

EP0-Internal

C. DOCUMENTS CONSIDERED TO BE RELEVANT

Category*	Citation of document, with indication, where appropriate, of the relevant passages	Relevant to claim No.
X	US 4 547 298 A (NOVAK LUCILLE H [US]) 15 October 1985 (1985-10-15) column 7, line 1 - line 6 column 11, line 10 - column 12, line 10 claims 1-4	1-57
A	JP 2008 111677 A (JAPAN ATOMIC ENERGY AGENCY) 15 May 2008 (2008-05-15) * abstract	1-57
A	US 2002/005149 A1 (KARKARE MILIND V [US] ET AL) 17 January 2002 (2002-01-17) paragraph [0012] paragraph [0017]	1-57
A	US 3 937 633 A (KNIGHT BRUCE L ET AL) 10 February 1976 (1976-02-10) the whole document	1-57

☐ Further documents are listed in the continuation of Box C.

☒ See patent family annex.

* Special categories of cited documents :

- "A" document defining the general state of the art which is not considered to be of particular relevance
- "E" earlier document but published on or after the international filing date
- "L" document which may throw doubts on priority claim(s) or which is cited to establish the publication date of another citation or other special reason (as specified)
- "O" document referring to an oral disclosure, use, exhibition or other means
- "P" document published prior to the international filing date but later than the priority date claimed

- "T" later document published after the international filing date or priority date and not in conflict with the application but cited to understand the principle or theory underlying the invention
- "X" document of particular relevance; the claimed invention cannot be considered novel or cannot be considered to involve an inventive step when the document is taken alone
- "Y" document of particular relevance; the claimed invention cannot be considered to involve an inventive step when the document is combined with one or more other such documents, such combination being obvious to a person skilled in the art.
- "&" document member of the same patent family

Date of the actual completion of the international search

22 October 2010

Date of mailing of the international search report

15/11/2010

Name and mailing address of the ISA/

European Patent Office, P.B. 5818 Patentlaan 2
NL - 2280 HV Rijswijk
Tel. (+31-70) 340-2040,
Fax: (+31-70) 340-3016

Authorized officer

Zimpfer, Emmanuel

INTERNATIONAL SEARCH REPORT

Information on patent family members

International application No

PCT/GB2010/001561

Patent document cited in search report		Publication date	Patent family member(s)	Publication date
US 4547298	A	15-10-1985	NONE	
JP 2008111677	A	15-05-2008	NONE	
US 2002005149	A1	17-01-2002	US 2004122144 A1	24-06-2004
US 3937633	A	10-02-1976	NONE	