



US00D390839S

# United States Patent [19]

Yamamoto et al.

[11] Patent Number: **Des. 390,839**

[45] Date of Patent: **\*\*Feb. 17, 1998**

## [54] PORTION OF A SCREEN OF A PROGRAMMED COMPUTER SYSTEM

[75] Inventors: **Toshio Yamamoto, Yokohamashi; Kyoko Sekine, Urawa; Nozomi Sawada, Atsugi, all of Japan**

[73] Assignee: **Ricoh Company, Ltd., Tokyo, Japan**

[\*\*] Term: **14 Years**

[21] Appl. No.: **8,082**

[22] Filed: **May 10, 1993**

### Related U.S. Application Data

[63] Continuation-in-part of Ser. No. 434,113, Nov. 13, 1989, abandoned.

[51] LOC (6) CL ..... **14-99**

[52] U.S. Cl. .... **D14/114.3**

[58] Field of Search ..... **D14/114; D18/24, D18/27; D21/13, 14, 24; D10/11; D19/6, 20, 24; D11/95, 99, 104, 132, 133, 165, 172; 395/155, 157, 159**

### [56] References Cited

#### U.S. PATENT DOCUMENTS

D. 295,635 5/1988 Wells-Papanek et al. .... D18/27  
5,140,677 8/1992 Fleming et al. .... 395/159

### OTHER PUBLICATIONS

"Hypercard Users Guide" copyright 1988 Apple Software p. 199.

"Sim City for Windows" Users Manual copyright 1991 Maxis Corp. p. 15.

Primary Examiner—Brian N. Vinson

Attorney, Agent, or Firm—Dickstein Shapiro Morin & Oshinsky

### [57] CLAIM

The ornamental design for a portion of a screen of a programmed computer system, as shown and described.

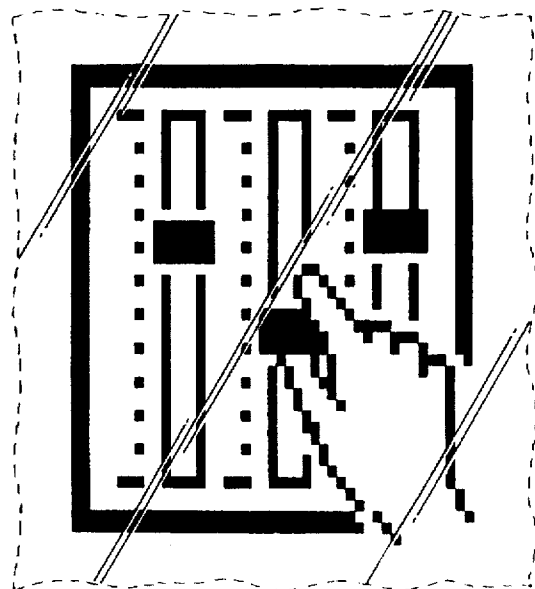
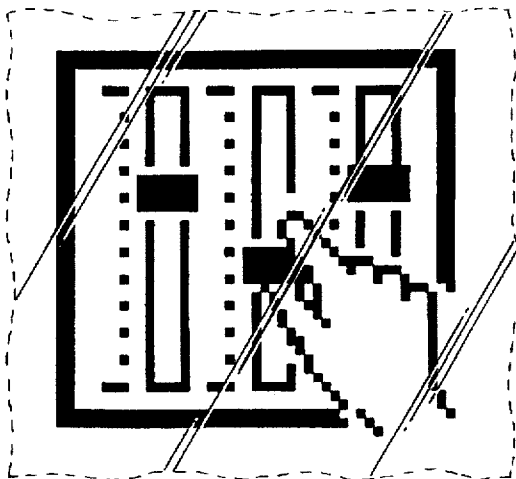
### DESCRIPTION

FIG. 1 is a front elevational view of a portion of a screen of a programmed computer system showing a first embodiment of our new design; and,

FIG. 2 is a front elevational view of a second embodiment thereof.

The broken-line disclosure of the unclaimed edge of the screen portion is for illustrative purposes only and forms no part of the claimed design.

1 Claim, 1 Drawing Sheet



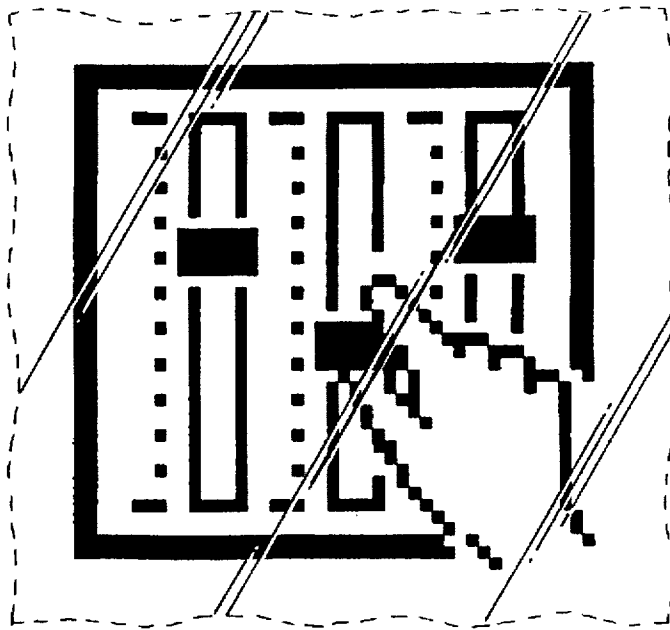


FIG. 1

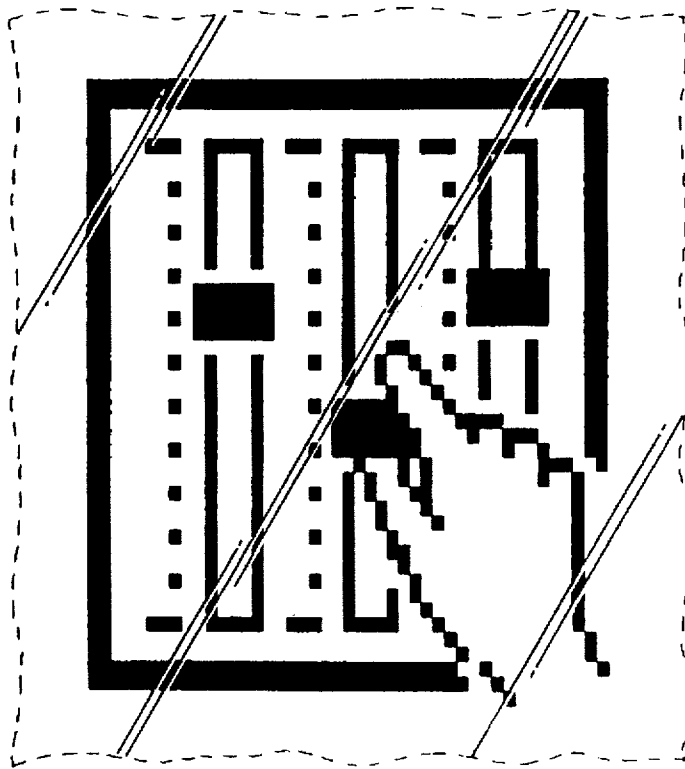


FIG. 2