

H. J. WATTLES.
VEGETABLE WASHER.

No. 101,685.

Patented Apr. 5, 1870.

Fig. 1.

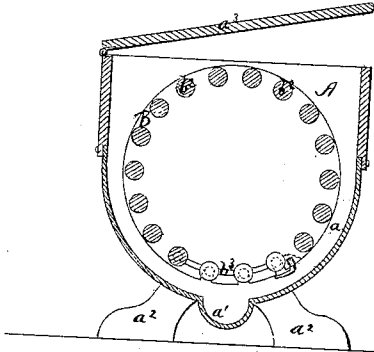


Fig. 2.

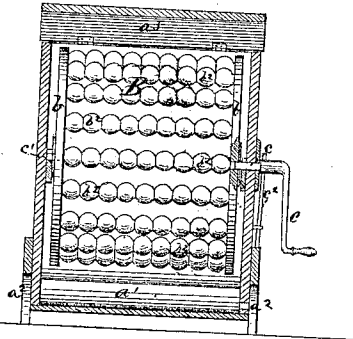


Fig. 3.

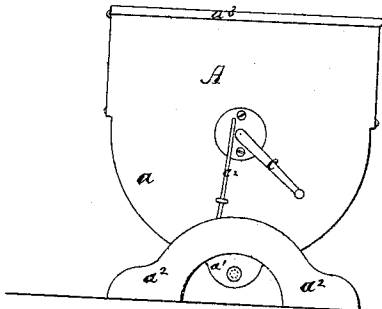
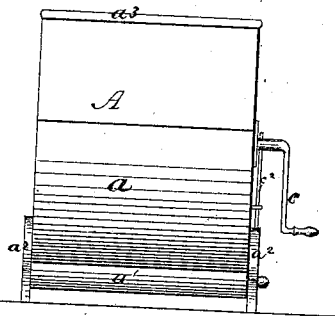


Fig. 4.



Witnesses:
L. J. Noyes
W. A. Clarkson

Inventor:
H. J. Wattles by
H. M. Beadle, atty

United States Patent Office.

HIRAM J. WATTLES, OF ROCKFORD, ILLINOIS.

Letters Patent No. 101,685, dated April 5, 1870.

IMPROVED VEGETABLE-WASHER.

The Schedule referred to in these Letters Patent and making part of the same

To all whom it may concern :

Be it known that I, HIRAM J. WATTLES, of Rockford, in the county of Winnebago and State of Illinois, have invented a new and useful Improvement in Vegetable-Washer; and I do hereby declare that the following is a full and exact description of the same, reference being had to the accompanying drawings and to the letters of reference marked thereon.

This invention has for its object the production of an improved machine for washing vegetables, and consists in the construction and arrangement of the several parts.

In the drawings—

Figures 1 and 2 represent sectional elevations of my improved machine, and

Figures 3 and 4 corresponding end and side elevations of the same.

To enable others skilled in the art to make and use my invention, I will now proceed to describe fully its construction and method of operation.

A represents a box or case of any suitable size, which is provided with the curved bottom *a*, depressed conductor *a'*, legs *a''*, and lid *a'''*.

B represents a cylinder formed of ends *b*, and plain or beaded rolls *b'*, which is provided with short journals which rest in suitable bearings within the case. This cylinder is provided with a door, *b''*, which is kept in place by means of buttons or other suitable fastenings.

In order that the cylinder may be removed from the case when desired, the bearings are made open upon the top, as shown.

For the purpose of rotating the cylinder the crank *c* is provided, which is inserted through the hollow bearing *c'* in the case into a socket in the journal of

the cylinder. To retain the crank in place a spring, *c''*, is provided, the free end of which rests in a groove in the crank as shown.

The conductor *a'* is provided with a removable plug, in order that the water in the machine may be easily drawn off when desired.

The operation is as follows:

The machine is placed upon a table and the lid opened. The cylinder is then turned until the door appears. This being opened the potatoes, or other vegetables to be washed, are placed within the cylinder, and the door being closed, and the case partially filled with water, the lid is closed, and the crank turned until the vegetables are properly washed. The beaded rollers, from their peculiar form, especially agitate the water, and also roll the vegetables. When the operation is completed the water may be drawn off by taking out the plug; the crank may be removed by pressing back the spring; the cylinder may be lifted out from the case, and all the parts thus be easily reached for cleansing purposes.

Having thus fully described my invention,

What I claim as new, and desire to secure by Letters Patent, is—

The machine described, consisting of the case A with conductor *a'*, and cover *a'''*, cylinder B, constructed as described, and removable handle *c*, when combined and arranged as and for the purpose set forth.

This specification signed and witnessed this 18th day of February, 1870.

HIRAM J. WATTLES.

Witnesses:

G. W. FORD,
STEPHEN W. MARSH.