



US00D686552S

(12) **United States Design Patent**
Weil

(10) **Patent No.:** **US D686,552 S**

(45) **Date of Patent:** **** Jul. 23, 2013**

- (54) **FRONT FENDER FOR A VEHICLE**
- (75) Inventor: **Christopher Weil**, Munich (DE)
- (73) Assignee: **Bayerische Motoren Werke Aktiengesellschaft**, Munich (DE)

Primary Examiner — Melody Brown
(74) *Attorney, Agent, or Firm* — Crowell & Moring LLP

(**) Term: **14 Years**

(57) **CLAIM**
The ornamental design for a front fender for a vehicle, as shown and described.

(21) Appl. No.: **29/412,812**

(22) Filed: **Feb. 8, 2012**

(30) **Foreign Application Priority Data**

Aug. 9, 2011 (DE) 40 2011 003968

(51) **LOC (9) Cl.** **12-16**

(52) **U.S. Cl.**
USPC **D12/184**

(58) **Field of Classification Search**
USPC D12/184, 196, 90-92, 181; 280/152.1, 280/847-849, 851; 296/181.1, 181.5
See application file for complete search history.

(56) **References Cited**

U.S. PATENT DOCUMENTS

D607,797	S	*	1/2010	Walter et al.	D12/184
D609,150	S	*	2/2010	Krigger et al.	D12/184
D615,013	S	*	5/2010	Lamm et al.	D12/181
D620,407	S		7/2010	Froehlich		
D665,319	S	*	8/2012	Huet	D12/184
D669,405	S	*	10/2012	Gifford	D12/184

FOREIGN PATENT DOCUMENTS

WO	DM/072056	1/2010
WO	DM/074951	5/2011

* cited by examiner

DESCRIPTION

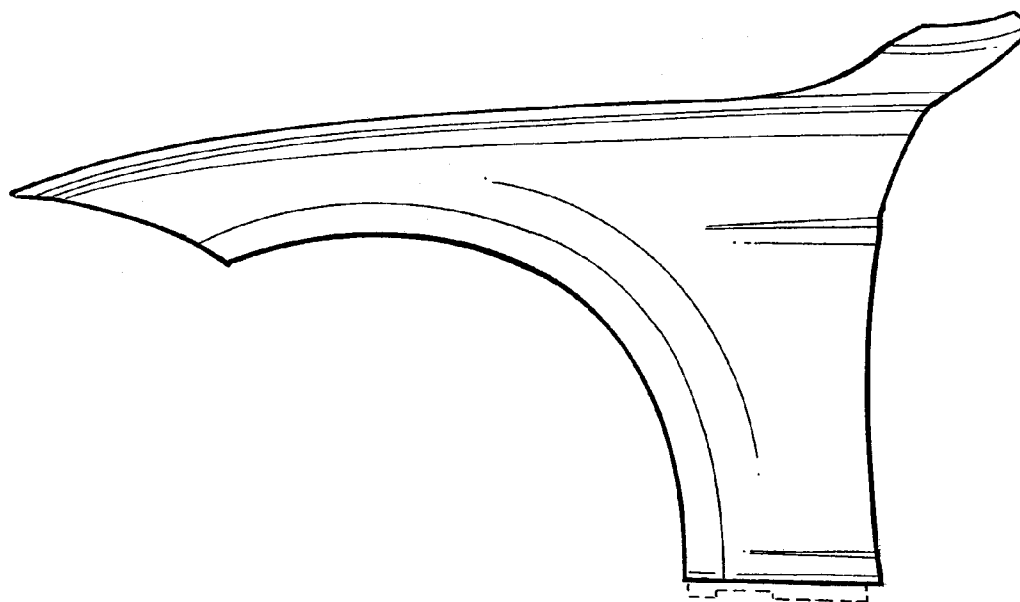
This application contains subject matter related to the following co-pending U.S. design patent applications: Application Ser. No. 29/392,860, filed May 27, 2011 and entitled "Front Fender for a Vehicle"; Application Ser. No. 29/412,809, filed herewith and entitled "Vehicle, Toy, and/or Replicas Thereof"; and Application Ser. No. 29/412,814, filed herewith and entitled "Vehicle, Toy, and/or Replicas Thereof".

FIG. 1 is a left perspective view of a first embodiment of a front fender for a vehicle according to my design; FIG. 2 is a right perspective view thereof; FIG. 3 is a front view thereof; FIG. 4 is a left side view thereof; FIG. 5 is a right side view thereof; FIG. 6 is a top view thereof; and FIG. 7 is a bottom view thereof.

FIG. 8 is a right perspective view of a second embodiment of the front fender for a vehicle according to my design; FIG. 9 is a left perspective view thereof; FIG. 10 is a front view thereof; FIG. 11 is a right side view thereof; FIG. 12 is a left side view thereof; FIG. 13 is a top view thereof; and, FIG. 14 is a bottom view thereof.

The broken lines are for illustrative purposes only and form no part of the claimed design.

1 Claim, 6 Drawing Sheets



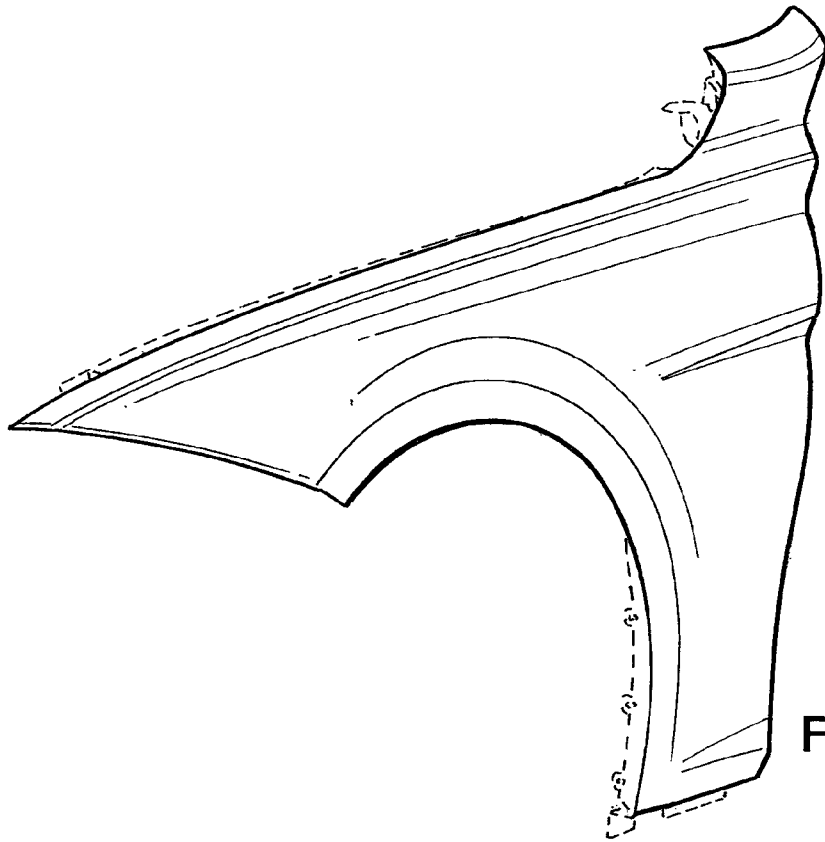


FIG. 1

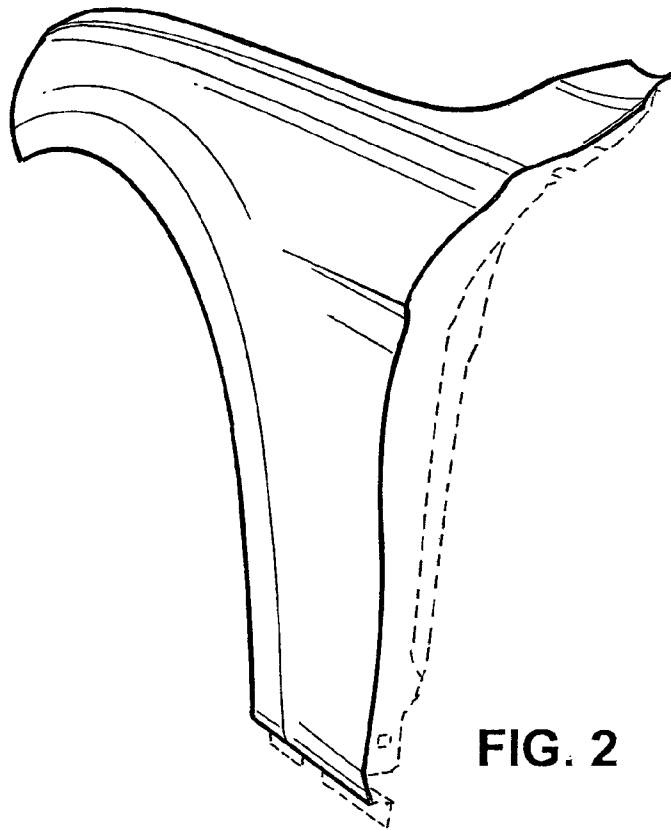


FIG. 2

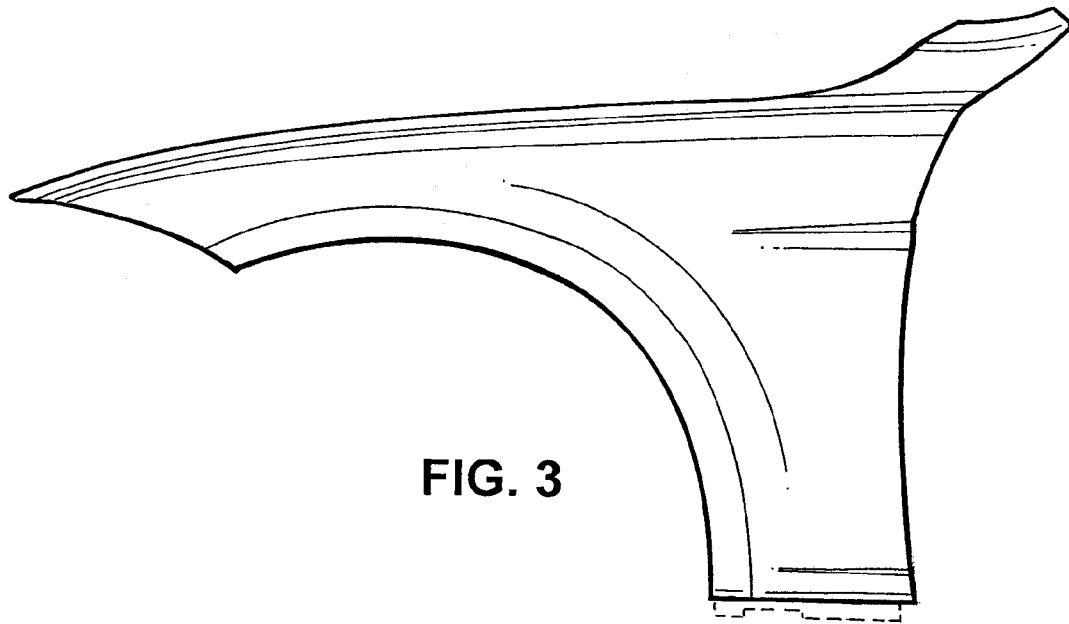


FIG. 3

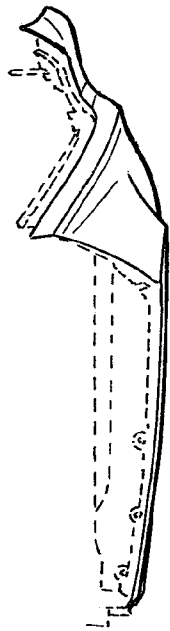


FIG. 4

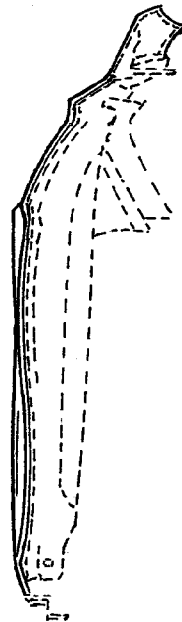


FIG. 5




FIG. 6

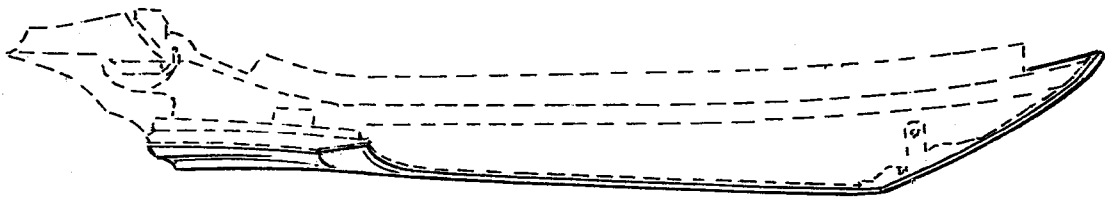


FIG. 7

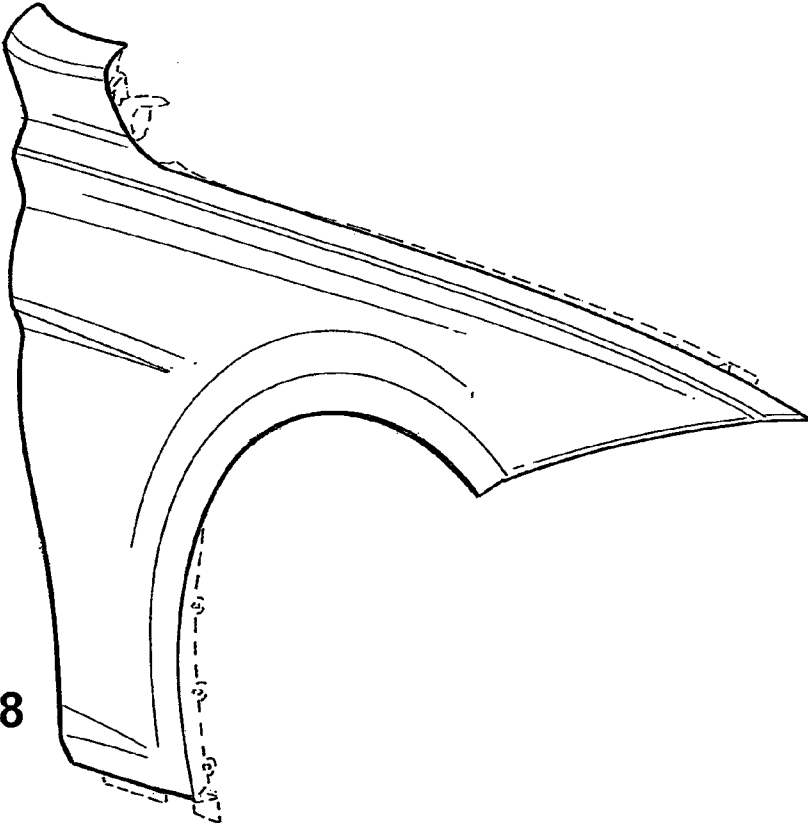


FIG. 8

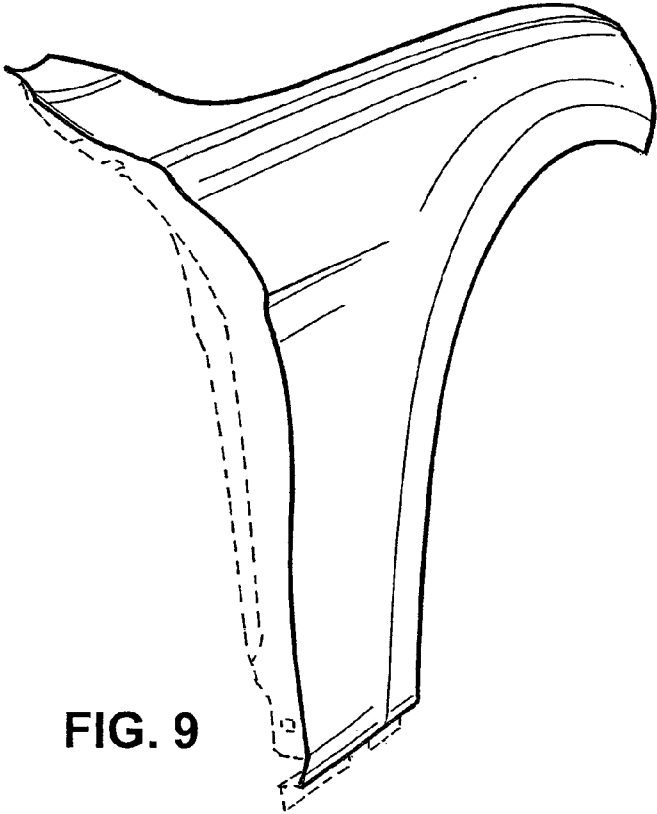


FIG. 9

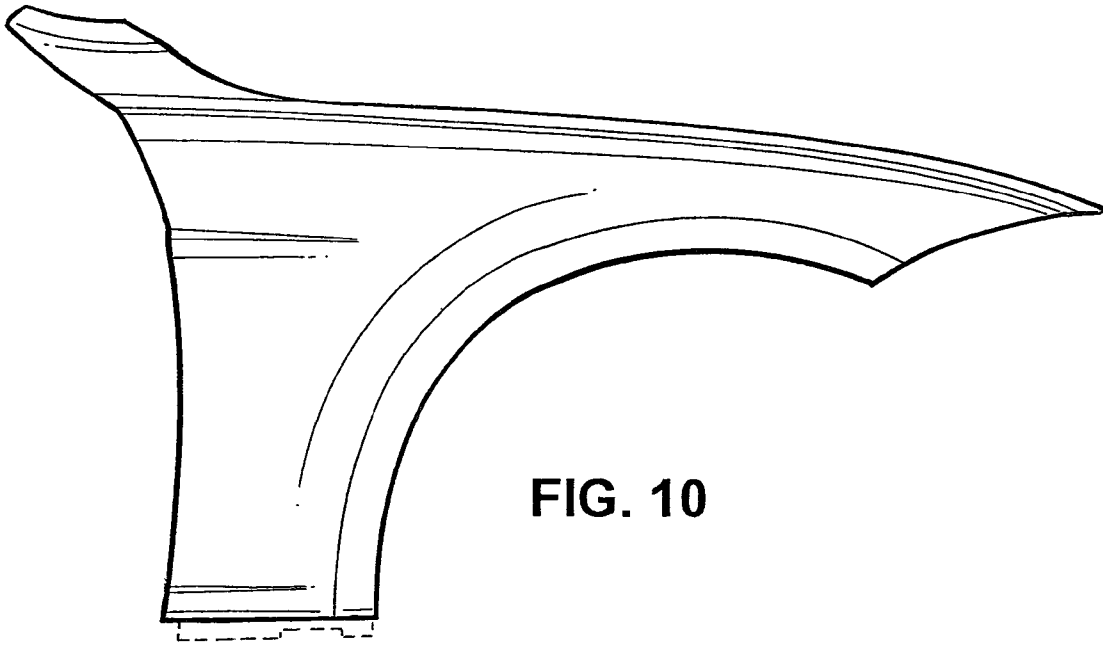


FIG. 10

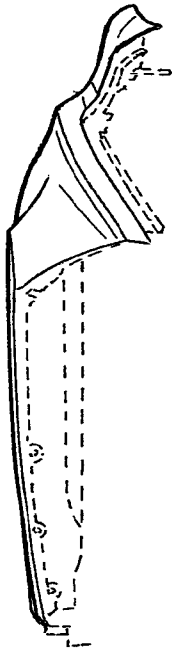


FIG. 11

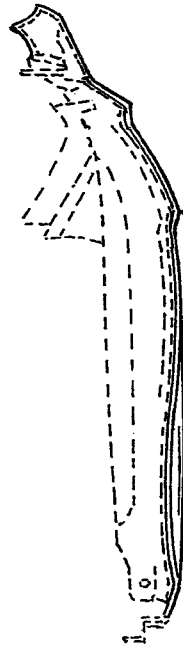


FIG. 12




FIG. 13

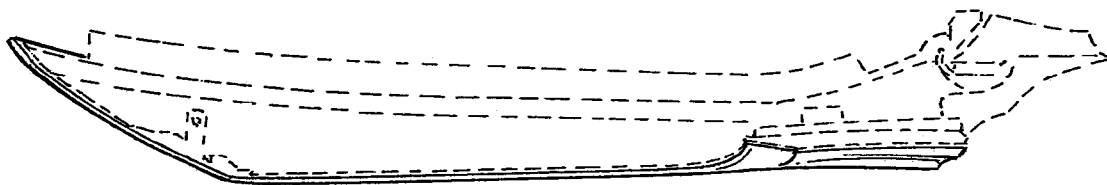


FIG. 14