

G. M. SEIDLER.

PILLOW.

APPLICATION FILED FEB. 26, 1918.

1,285,421.

Patented Nov. 19, 1918.

Fig. 1.

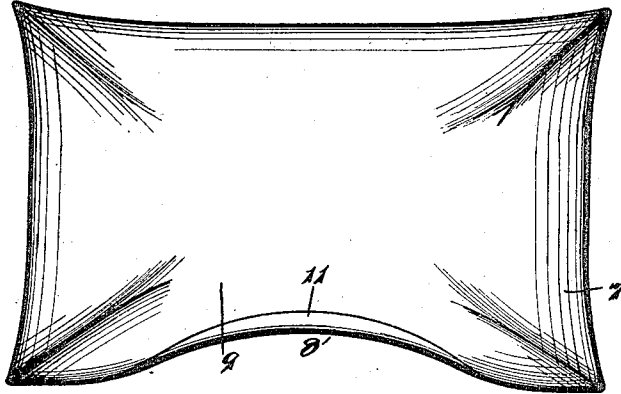


Fig. 2.

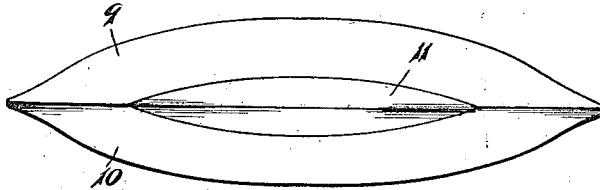
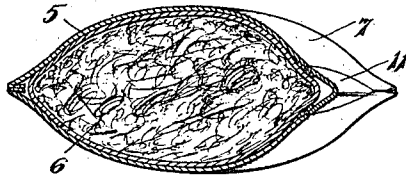


Fig. 3.



INVENTOR.
George M. Seidler.
BY
Arthur B. Jenkins
ATTORNEY.

UNITED STATES PATENT OFFICE.

GEORGE M. SEIDLER, OF HARTFORD, CONNECTICUT, ASSIGNOR OF ONE-HALF TO
GUSTAVE A. HAGNER, OF HARTFORD, CONNECTICUT.

PILLOW.

1,285,421.

Specification of Letters Patent.

Patented Nov. 19, 1918.

Application filed February 26, 1918. Serial No. 219,216.

To all whom it may concern:

Be it known that I, GEORGE M. SEIDLER, a citizen of the United States, residing at Hartford, in the county of Hartford and State of Connecticut, have invented a new and Improved Pillow, of which the following is a specification.

My invention relates to the class of devices for supporting the heads of persons during repose, and an object of my invention, among others, is to provide an article of this class that shall be so shaped as to properly support the head in a proper and comfortable manner.

One form of pillow embodying my invention and in the construction and use of which the objects herein set out, as well as others, may be attained, is illustrated in the accompanying drawings, in which—

Figure 1 is a plan view of a pillow embodying my invention.

Fig. 2 is an edge view of the same.

Fig. 3 is a view of my improved pillow cut in central cross section.

My invention may be embodied in the pillow or in the pillow case, and it will, therefore, be understood that the description and claims forming a part of this specification apply whether the improvement be in either of such articles. In the form adopted by me for illustration of my invention herein the improvement is shown as embodied in the pillow case and in the accompanying drawings the numeral 5 indicates a pillow of any usual and well known construction having a suitable filling 6 common to articles of this class.

The pillow case 7 is of a general shape corresponding to that of the pillow, my improvement residing in curving one of the edges of the case as denoted by the numeral 8. Preferably one of the long edges of the pillow case is thus curved and the curve is formed by cutting away the material form-

ing the two sides 9 and 10 of the case and inserting a gusset 11 in the opening formed by thus cutting away the material. This construction causes the case to readily take the curved form shown in Fig. 1 and without puckering or otherwise distorting this curved edge.

When the case is thus formed the pillow of the usual rectangular shape will readily assume the curved form of the edge of the pillow case and the entire structure thus be retained in this shape.

A pillow constructed to embody my invention as hereinabove described is of special advantage from a hygienic standpoint as the head of a person will be so supported as to produce the greatest benefits from resting thereon, and without many of the ill effects produced by pillows of ordinary construction in which the user must make special efforts to shape the pillow in such form as will make it comfortable to rest upon.

It will be understood that the term pillow casing as used in the claims herein is intended to refer to either the inner inclosed casing or the outer removable casing, either or both of which may be constructed in accordance with my invention.

In accordance with the provisions of the patent statutes I have described a pillow embodying my invention, but I desire to have it understood that such pillow shown is only illustrative and that the invention may be carried out by other means.

I claim—

A pillow casing comprising two side pieces having their edges directly joined together at all but one edge of the casing, the side pieces at said one edge having their edges separated and cut away to form an inward curve, and a piece of material inserted between said separated edges and attached to each.

GEORGE M. SEIDLER.

Copies of this patent may be obtained for five cents each, by addressing the "Commissioner of Patents, Washington, D. C."