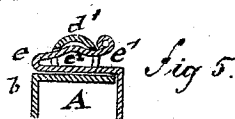
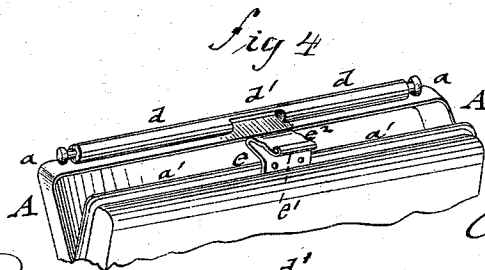
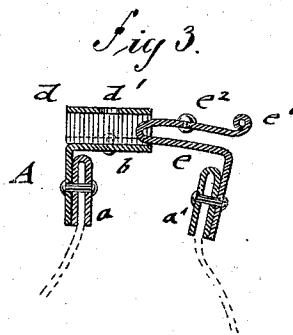
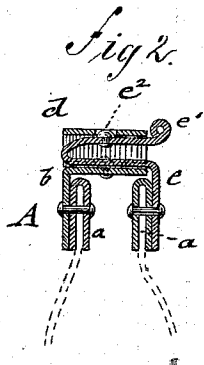
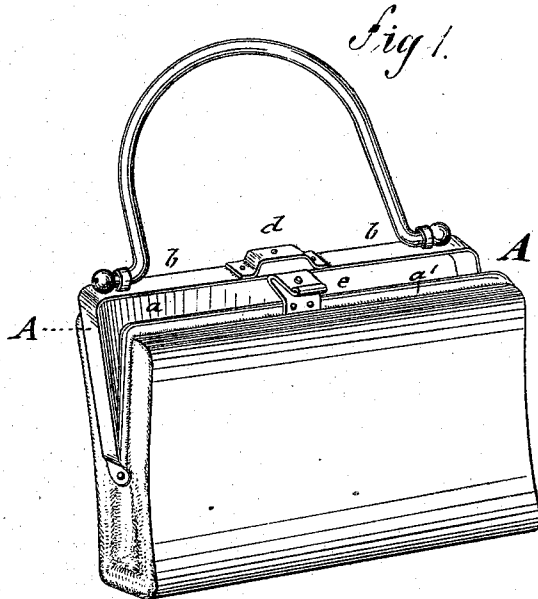


(No Model.)

C. SCHERER.
POCKET BOOK FRAME.

No. 251,645.

Patented Dec. 27, 1881.



WITNESSES:

Carl Kemp
Joh. W. Rosenbaum

INVENTOR

Charles Scherer

BY

Paul Goepel

ATTORNEY

UNITED STATES PATENT OFFICE.

CHARLES SCHERER, OF BROOKLYN, ASSIGNOR TO MORRIS RUBENS, OF
NEW YORK, N. Y.

POCKET-BOOK FRAME.

SPECIFICATION forming part of Letters Patent No. 251,645, dated December 27, 1881.

Application filed October 19, 1881. (No model.)

To all whom it may concern:

Be it known that I, CHARLES SCHERER, of Brooklyn, in the county of Kings and State of New York, have invented certain new and useful Improvements in Pocket-Book Frames, of which the following is a specification.

This invention relates to an improved pocket-book frame by which the book may be opened or closed with great facility.

In the accompanying drawings, Figure 1 represents a perspective view of a pocket-book with my improved pocket-book frame. Figs. 2 and 3 are detail vertical transverse sections of the frame, showing it respectively in closed and open position; and Figs. 4 and 5 are a perspective view and a vertical transverse section of a modified construction of the frame.

Similar letters of reference indicate corresponding parts.

Referring to the drawings, A represents a covered pocket-book frame of the well-known construction, composed of two jaws, a a' , and a cover or guard, b , extending over the jaw a . To the covering or guard b is applied a raised bridge, d , which is provided with a recess or indentation, d' . A V-shaped spring-clasp, e , is riveted at one end to the jaw a' , its outer free end being provided with a handle or thumb-rest, e' . The upper part or leg of the clasp e is provided with a raised bead or stud, e^2 , which springs into the recess or indentation d' of the bridge when the jaws are closed. If desired, the bridge may also be arranged in a barreled

frame by recessing the barrel, as shown in Figs. 4 and 5. The spring-clasp may also lock to the frame below the covered jaw, in which case the cover itself forms the bridge-piece.

The frame A is readily opened by pressing with the thumb upon the outer handle or rest of the clasp e , so that its projecting catch e^2 is withdrawn from the hole or indentation d' of the bridge d , and thereby the book opened. The book is readily closed by pressing the jaws together, by which the spring-clasp is locked to the bridge in a reliable manner. The book may thus be readily opened or closed while holding it in the hand, and thereby a neat and simple locking device for pocket-book frames furnished.

Having thus described my invention, I claim as new and desire to secure by Letters Patent—

The combination, in a pocket-book frame, of the hinged jaws a and a' , the guard b , attached to jaw a , the bridge d , attached to the guard, and the V-shaped spring-clasp e , projecting laterally from the jaw a' , and provided with a catch adapted for connection with the bridge of jaw a , substantially as described.

In testimony that I claim the foregoing as my invention I have signed my name, in presence of two witnesses, this 5th day of October, 1881.

CHARLES SCHERER.

Witnesses:

PAUL GOEPEL,
CARL KARP.